

</ Code assistant
Llama 2

/>

} /> [

Llama 2 Hackathon

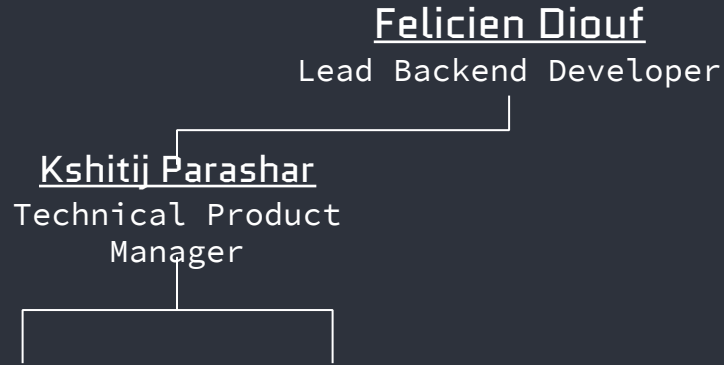
</Llama 2 code assistant

🚀 This project allows LLM to generate code, execute it, receive feedback, debug, and answer questions based on the whole process. It is designed to be intuitive and versatile, capable of dealing with multiple languages and frameworks.

Llama2 >



</ Team





Introduction

01



</ Introduction



Our idea

🌐 This project allows LLM to generate code, execute it, receive feedback, debug, and answer questions based on the whole process. It is designed to be intuitive and versatile, capable of dealing with multiple languages and frameworks.



Problem & Solution

02



</ Problem: Gaps in 3D Modelling

Complexity Barrier

Current AI code assistant tools often require a significant investment of time to master, deterring newcomers and slowing down experienced designers.

Installation Woes

Many existing software options demand substantial computational resources and complex installations. This limits the range of devices that can run the software

Real-time Collaboration:

Traditional solutions struggle to provide a seamless environment for collaborative design work, hindering remote teams from working together in real-time.

High Costs:

Established AI assistant tools often come with high upfront costs and ongoing subscription fees. This cost factor is especially burdensome for freelancers, students, and small teams with limited budgets.

</ Solution

Streamlined Workflow

Write and have code review without the frustration of complex toolsets.

Versatile Toolkit:

From intricate textures to dynamic lighting, Llama 2 provides the tools you need to write and review code.

Web-Based Convenience

Access your projects from anywhere with an internet connection and enjoy a consistent experience across devices.

Affordable Flexibility

Flexible pricing plans, ensuring professionals, students & hobbyists alike can access.

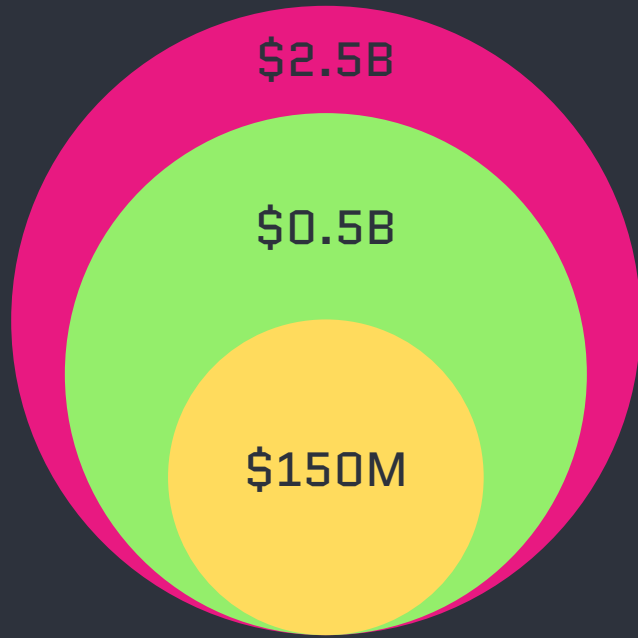
Real-Time Collaboration

Enhance productivity, exchange ideas, and watch your projects come to life collaboratively.

Powered by WebGPU

Harness the immense power of Llama 2 technology, delivering unrivaled performance

</ Market



TAM 2.5B [Total Addressable Market]

Professionals, hobbyists, students, and enterprises across various industries such as gaming, architecture, film, product design, and more.

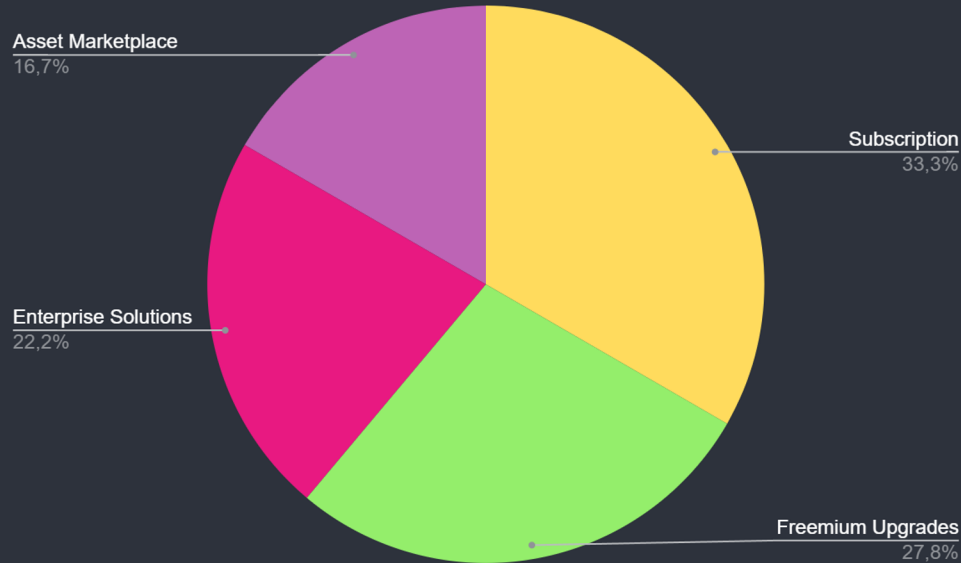
SAM 0.5B [Serviceable Addressable..]

Designers, artists, developers, and teams seeking an accessible, efficient, and collaborative developer solution.

SOM 150M [Serviceable Obtainable ..]

Individual freelance designers, small design studios, independent game developers, educational institutions, and emerging tech startups.

</ Revenue Streams



- Subscription
- Freemium Upgrades
- Enterprise Solutions
- Asset Marketplace

1 0 1 1 0 1 1 0 1 1 0 0 1 1 0 1 1 0 1 1 0 1 1 0 1 1 0 1 1 0 1 1 0 1 1 1 0 1 1 1 1 1 0 1

</ Future Roadmap

| Initiative | Objective | Aug | Sep | Oct | Nov | Dec | Jan | Feb | Mar | Apr | May | Jun | Jul |
|--------------------------|--|-----|-----|-----|-----|-----|-----|-----|-----|-----|-----|-----|-----|
| Enhanced AI Integration | Integrate AI-powered tools for automated texture generation | █ | | | | | | | | | | | |
| Expanded Collaboration | Develop real-time whiteboarding and annotation features for seamless team collaboration | | █ | | | | | | | | | | |
| Mobile Optimization | Optimize for mobile devices, | | | | █ | | | | | | | | |
| AR/VR Integration | Enable direct export of code so you can copy and paste | | | | | | █ | | | | | | |
| Educational Partnerships | Forge collaborations with educational institutions | | | | | | | | | | | █ | |
| Community Engagement Hub | Launch a community forum for sharing tips, assets, and fostering user-driven innovation. | | | | | | | | | | | | █ |

1 0 1 1 0 1 1 0 1 1 0 0 1 1 0 1 1 0 1 1 0 1 1 0 1 1 0 1 1 1 1 1 0 1 1 1 1 1 0 1

</ Demo

/>


} /> [

Demo Video Link

</ Thanks!

Do you have any questions?

/>



CREDITS: This presentation template was created by [Slidesgo](#), and includes icons by [Flaticon](#), and infographics & images by [Freepik](#)