



# STABLE VIDEO 24-HOURS HACKATHON



**Polisplexity**

Imagining, Simulating and Creating  
Cities with AR and GEN AI





## THE PROBLEM: THE MULTIFACETED COMPLEXITY OF MODERN CITIES

Today's cities are not just urban spaces but complex ecosystems involving a dynamic interplay of human, cultural, and societal networks. Traditional models are inadequate for understanding and optimizing these intertwined systems.

## THE SOLUTION: HARNESSING THE POWER OF AI TO DECODE CITIES

Polisplexity employs AI and simulations to generate comprehensive models of cities that account for both their physical structures and the human activities that shape them. For example, our system could not only propose efficient transportation routes but also predict social and cultural impacts of those changes

# EMPOWERING URBAN PLANNING THROUGH TECHNOLOGY



## HOW POLISPLEXITY WORKS

Revolutionizing Our Understanding of Cities

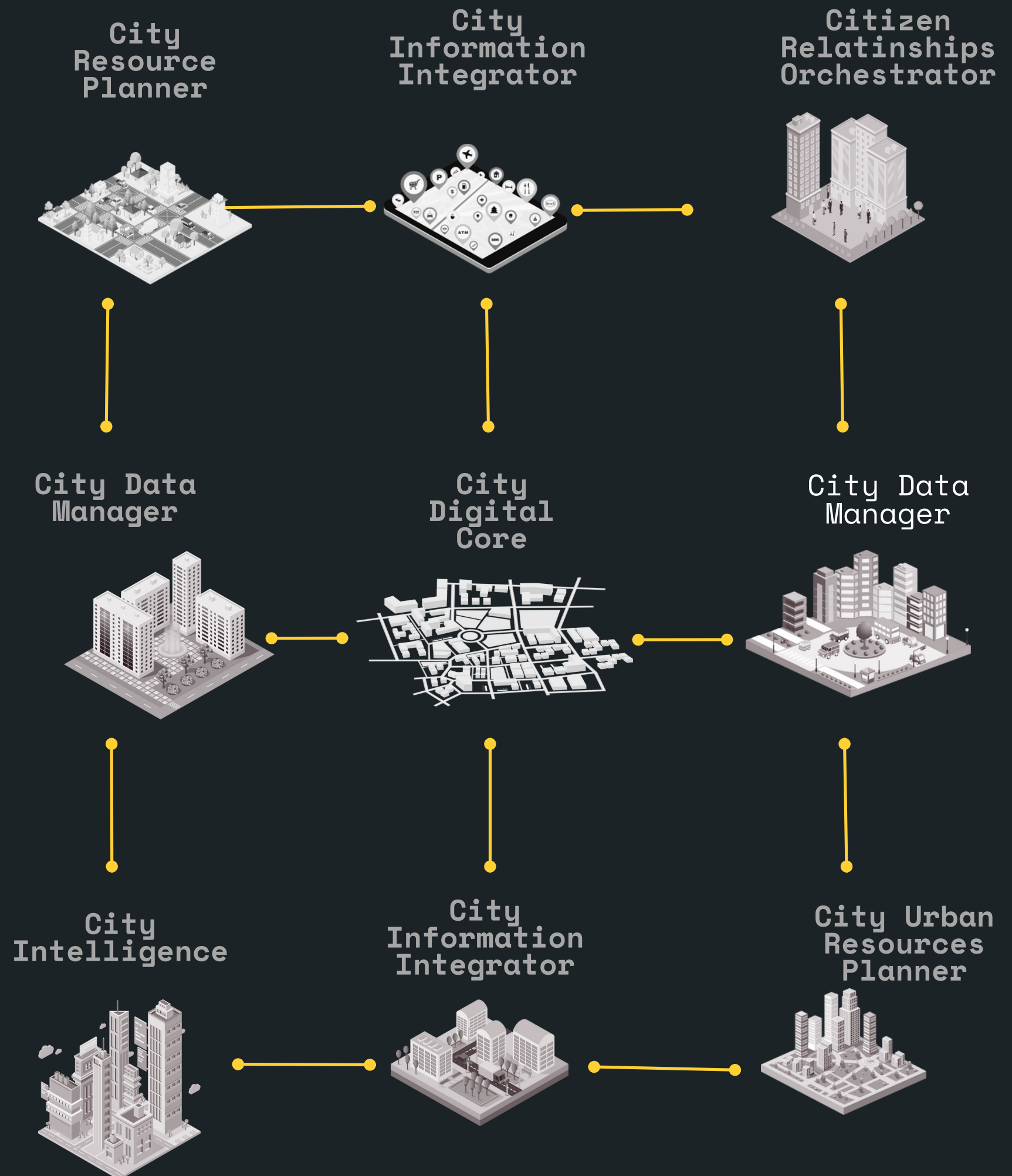
- **AI Models:** We utilize machine learning to analyze both tangible aspects like infrastructure and intangible factors like human behavior and culture.
- **Simulations:** Our platform simulates the complex interactions between multiple aspects of city life.
- **Digital Twins:** A multidimensional digital replica of the city provides a sandbox for testing policies and interventions.

# UNLOCKING THE POTENTIAL OF POLISPLEXITY

## SYSTEM ARCHITECTURE OVERVIEW

Components:

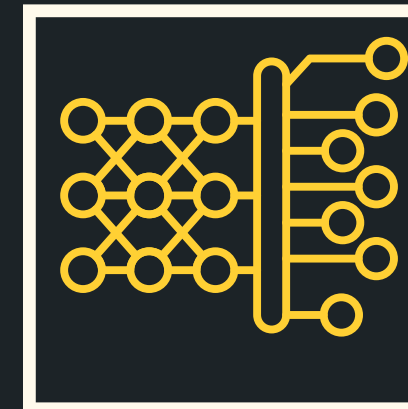



- Human Behavior and Cultural Analyzer
- Infrastructure and Resource Manager
- Social and Economic Policy Simulator
- Data Integration Core
- Complex Systems Intelligence
- Sustainable Development Planner



# THE POLISPLEXITY ADVANTAGE

## INTEGRATIVE INSIGHTS FOR A THRIVING FUTURE

- Interdisciplinary: Caters to decision-makers in various sectors, from public health to economic development.
- Context-Aware: Adapts to local cultural, social, and economic contexts.
- Scalable: Designed to scale and adapt to cities of different sizes and complexities.



# BUSINESS MODEL

## 1. Value Proposition:

Delivering cutting-edge city simulations based on mathematical models. Using generative AI to create a dynamic, interactive, and responsive city model. Providing a platform for urban planning, decision-making, and envisioning future city scenarios.

## 2. Customer Segments:

Urban planners and city administrations.  
Real estate developers.  
Architects and city design professionals.  
Educational institutions and researchers.  
Tech enthusiasts and hobbyists.

## 3. Channels:

Online platform for accessing and interacting with simulations.  
Workshops, courses, and conferences for knowledge dissemination.  
Collaborative projects with research institutions and city administrations.

## 4. Customer Relationships:

Ongoing support for platform users.  
Active community engagement through hackathons, volunteer programs, and fellowship tours.  
Open-source community contributions and feedback.

## 5. Revenue Streams:

Subscription fees for advanced features of the platform.  
Course, workshop, and conference fees.  
Licensing the technology to third parties.  
Marketplace fees from users selling or sharing their city/AI models.  
Donations and investments from friends, family, and fools.

## 6. Key Resources:

Strong technical team for developing and maintaining the platform.  
Research professionals and data analysts.  
Augmented reality and virtual reality equipment and software.  
Database servers to handle city data and simulations.

## 7. Key Activities:

Regularly updating and improving the simulation algorithms.  
Conducting and organizing hackathons, courses, workshops, and conferences.  
Collaborating with other startups and researchers.

## 8. Key Partnerships:

Collaboration with Mexican researchers abroad.  
Ties with universities for fellowship tours.  
Deep tech startups in Mexico.  
Urban planning agencies and institutions.

## 9. Cost Structure:

R&D for improving the platform.  
Marketing and outreach for workshops and courses.  
Infrastructure costs for maintaining the platform.  
Personnel salaries and benefits.

# INVESTING

TAM: \$4 BILLION | SAM: \$800 MILLION | SOM: \$16 MILLION

## TOTAL ADDRESSABLE MARKET (TAM)

The TAM includes all cities worldwide that could potentially use PoliSplexity.


Considering the platform aims to tackle both urban and social complexities, this could be applied to every city globally. Let's say there are roughly 4,000 cities with populations over 100,000 where these issues are more pressing. If each city could potentially spend an average of \$1 million annually on such a platform, the TAM would be \$4 billion.

## SERVICEABLE AVAILABLE MARKET (SAM)

The SAM is the portion of the TAM that PoliSplexity can realistically serve. Suppose that PoliSplexity focuses initially on English-speaking countries with advanced technological infrastructure, like the United States, Canada, the UK, and Australia. Let's say that narrows it down to 800 cities

## SERVICEABLE OBTAINABLE MARKET (SOM)

SOM is the realistically obtainable market share within the SAM, usually within a specified timeframe (e.g., 1-3 years). As a startup in a complex and competitive field, capturing 1-2% of the SAM in the first few years could be a realistic goal.



# POLISPLEXITY

## SHAPE MORE THAN JUST CITIES—SHAPE CIVILIZATIONS

INTERESTED IN TRANSFORMING THE  
WAY WE UNDERSTAND AND  
INTERACT WITH CITIES? V

REACH OUT FOR COLLABORATIONS  
AND PILOT PROGRAMS.  
[POLISPLEXITY@HADOX.ORG](mailto:POLISPLEXITY@HADOX.ORG)