

# CELIAC AI

<< Discovering AI in Autoimmune disorders diagnosis >>

# Outstanding Founder



**Mohammad Nazzal**

**Founder**

**Serial Entrepreneur since 2014**

# Problems



## **High Effort of Diagnosis:**

Usually, diagnosis takes more than 3 months.



## **High potential for misdiagnosing:**

As there are many autoimmune diseases, the chances to misdiagnose is high.

# Solutions



## System

Simplified System with rich interactivity to feed, diagnose, give results



## Accuracy

Our system is accurate to give diagnosis as with specialist doctor help



## Speed Of Light

Diagnosis takes less than 2 weeks

# Market opportunity



Hospitals–  
Worldwide

165,000



Hospitals–  
MENA

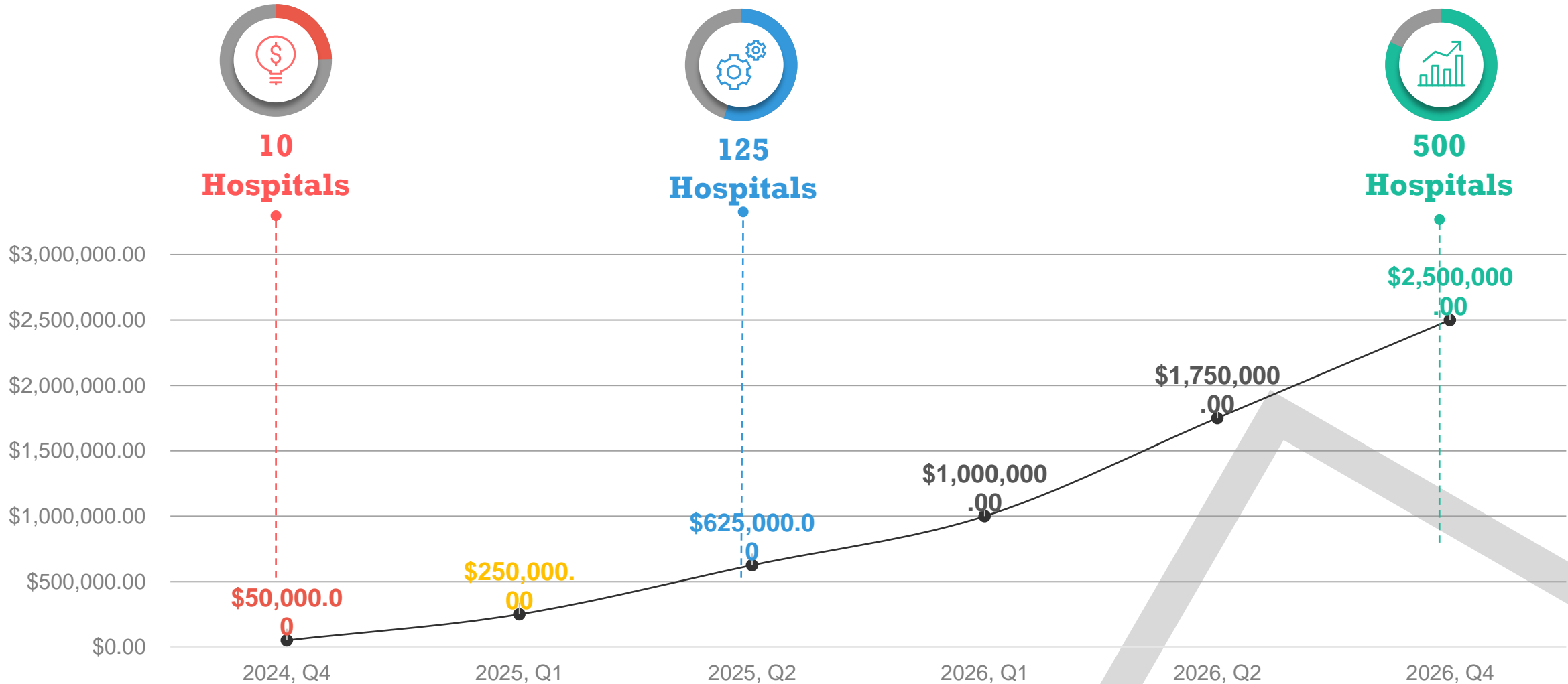
842



Hospitals –  
Jordan

122

# Financials/Monthly




This projection is based on yearly contracts with the system

# Revenues Model

## Profit Share

We take 2.5% per patient costs for the final specialist visit diagnosis



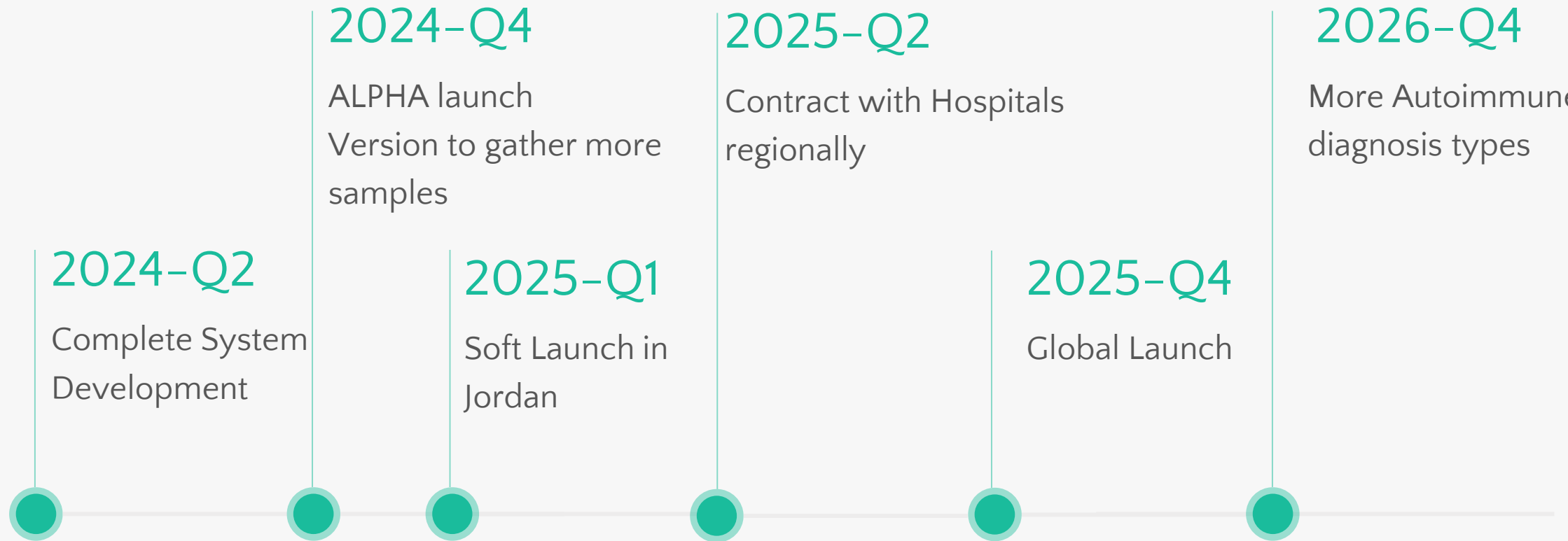
## Yearly Contract

\$5,000 USD per hospital

## Grants

We expect to get Government & NGO funding


# Roadmap & Growth Strategy



Note: this is only an estimation.



# System Analysis Steps



- 
- Feeding the system with Endoscopy diagnosis Results & Images
  - Endoscopy Image Identification per Autoimmune Disorder
  - Serology Identification (tGG & tgA blood tests)

# Prototype

## System Feeder

3/6/2024 4:43 AM

Results Uploaded - **Completed**  
15 Images + 3 Serologies

3/4/2024 9:26 AM

Results Uploaded - **Completed**  
7 Images + 1 Serology

3/1/2024 7:21 AM

Results Uploaded - **Completed**  
9 Images + 2 Serologies

2/24/2024 3:32 PM

Results Uploaded - **Completed**  
32 Images + 2 Serologies

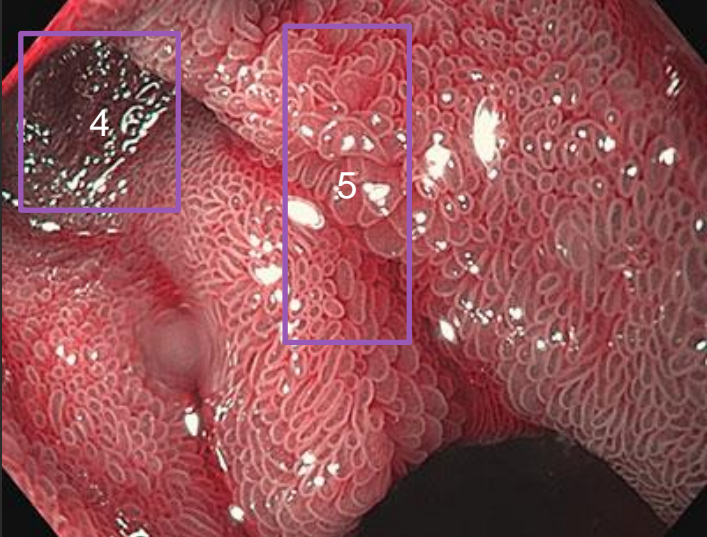
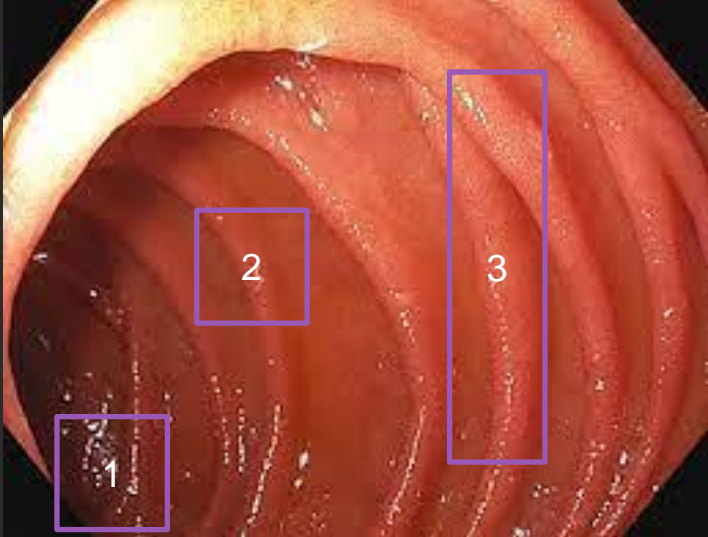
2/24/2024 2:21 PM

Results Uploaded - **Completed**  
46 Images + 3 Serologies

Upload Results

Patient Name: John Doe    Age: 22    Hospital: N/A    Clinic: Internal Medicine

## Endoscopy:



## Serology:

**TGg**

Results-----

0.5 U/ml  
NEGATIVE

0 – 0.5                      > 0.5  
NEGATIVE                      POSITIVE

**TgA**

Results-----

0.3 U/ml  
NEGATIVE

0 – 0.5                      > 0.5  
NEGATIVE                      POSITIVE

## AI Result:

According to the Endoscopy 1, 4, 6 Analysis, the patient suggested to have Celiac Disease with no indications in serology.

this result is backed by our previous data

Thank You!