


Medicord

Building a supportive ecosystem that enhances the healthcare experience for everyone involved.



Introduction

Software solution that seamlessly integrates into the workflows of hospitals and clinics, enhancing the accuracy of diagnoses while fostering a supportive community among healthcare professionals and patients.




Sustainable Development Goals





Mision

technological innovations that
improve the accuracy and
efficiency of medical diagnostics



Vision

supportive community that
connects all stakeholders in the
healthcare process



“The art of medicine consists of amusing
the patient while nature cures the disease.”

– **Voltaire**



Initial Survey

Inefficiency in
Diagnosis

Lack of Predictive
Models

Community
Engagement

Key numbers

1300+

Hospitals in Uzbekistan

3,000,000+

Real data

Brain MRI Analysis

software system that simplifies the process of Brain MRI analysis

☰ Add Observation

Select scan type

Select or add patient

Scanning Technique

Basal Ganglia

Location

Symmetry

Contour

Dimensions

MR Signal

Brain Grooves and Ventricles

Lateral Ventricles Width

☰ Add Observation

Third Ventricle Width

Sylvian Aqueduct

Fourth Ventricle

Paranasal Sinuses

Cysts Presence

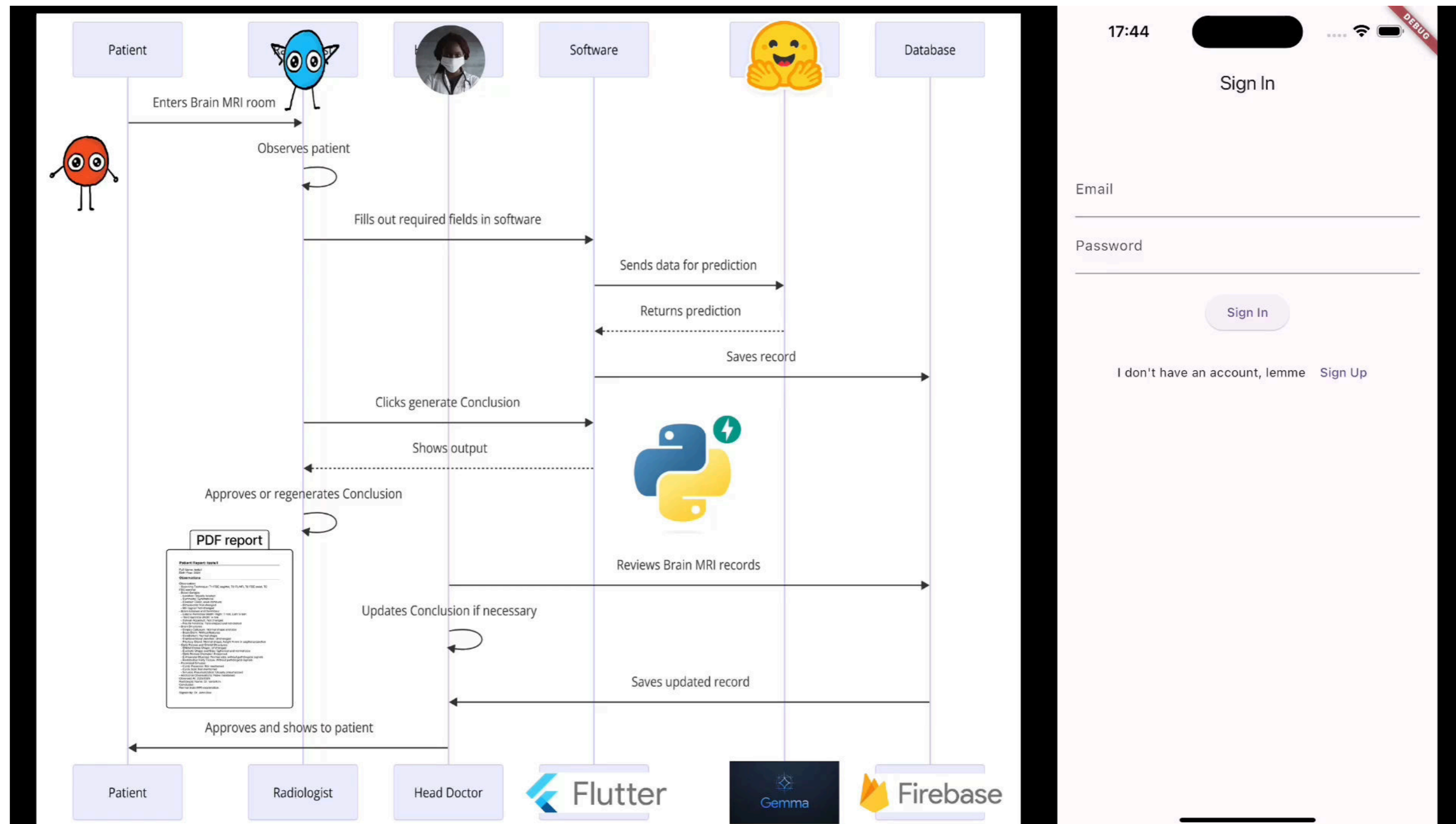
Cysts Size

Sinuses Pneumatization

Additional Observations

Anything else?

Generate




<https://vimeo.com/919786256?share=copy>

☰ Add Observation

Select scan type

Select or add patient

Upload MRI scan


Upload or Take photo

Additional Observations

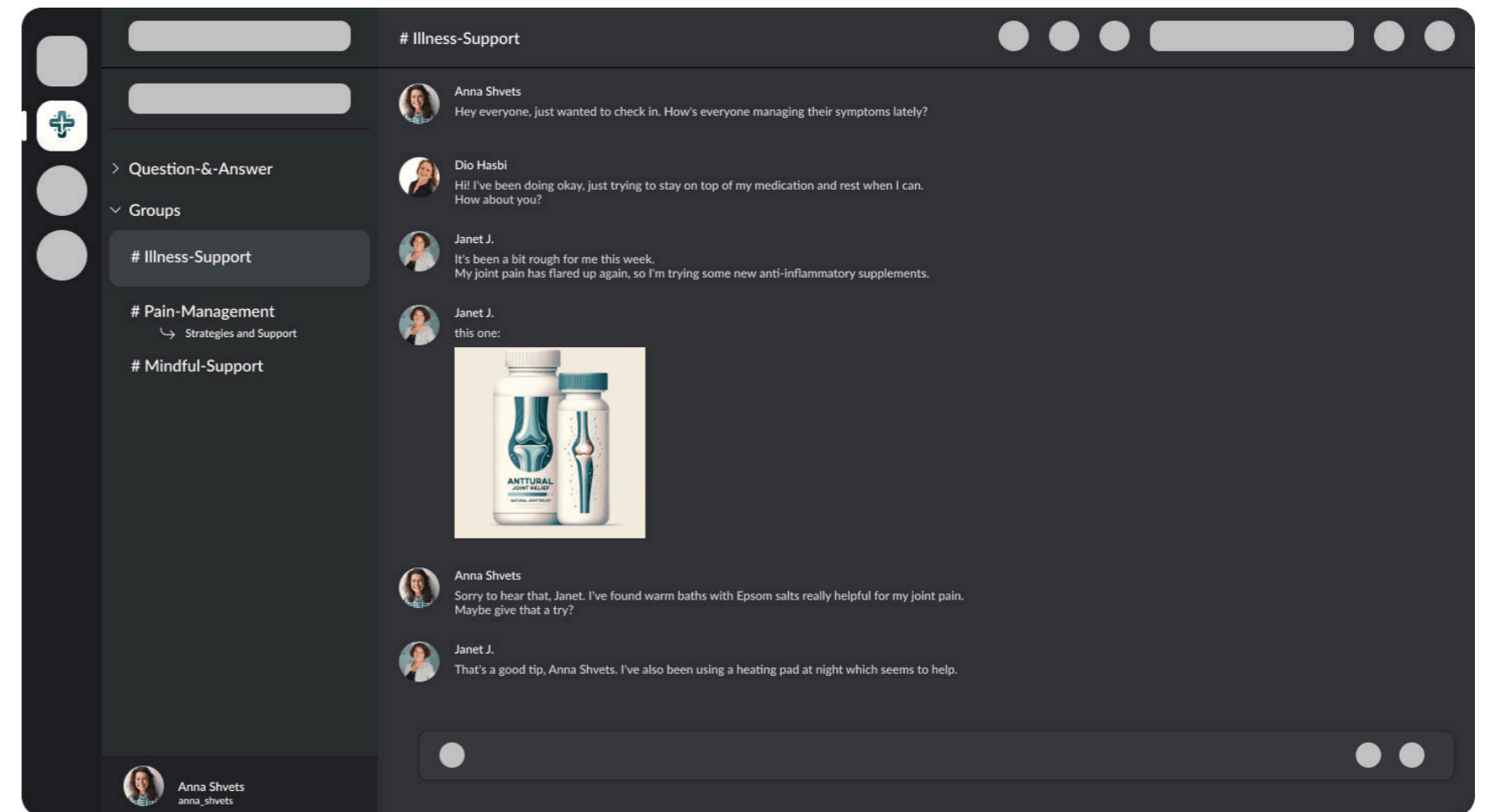
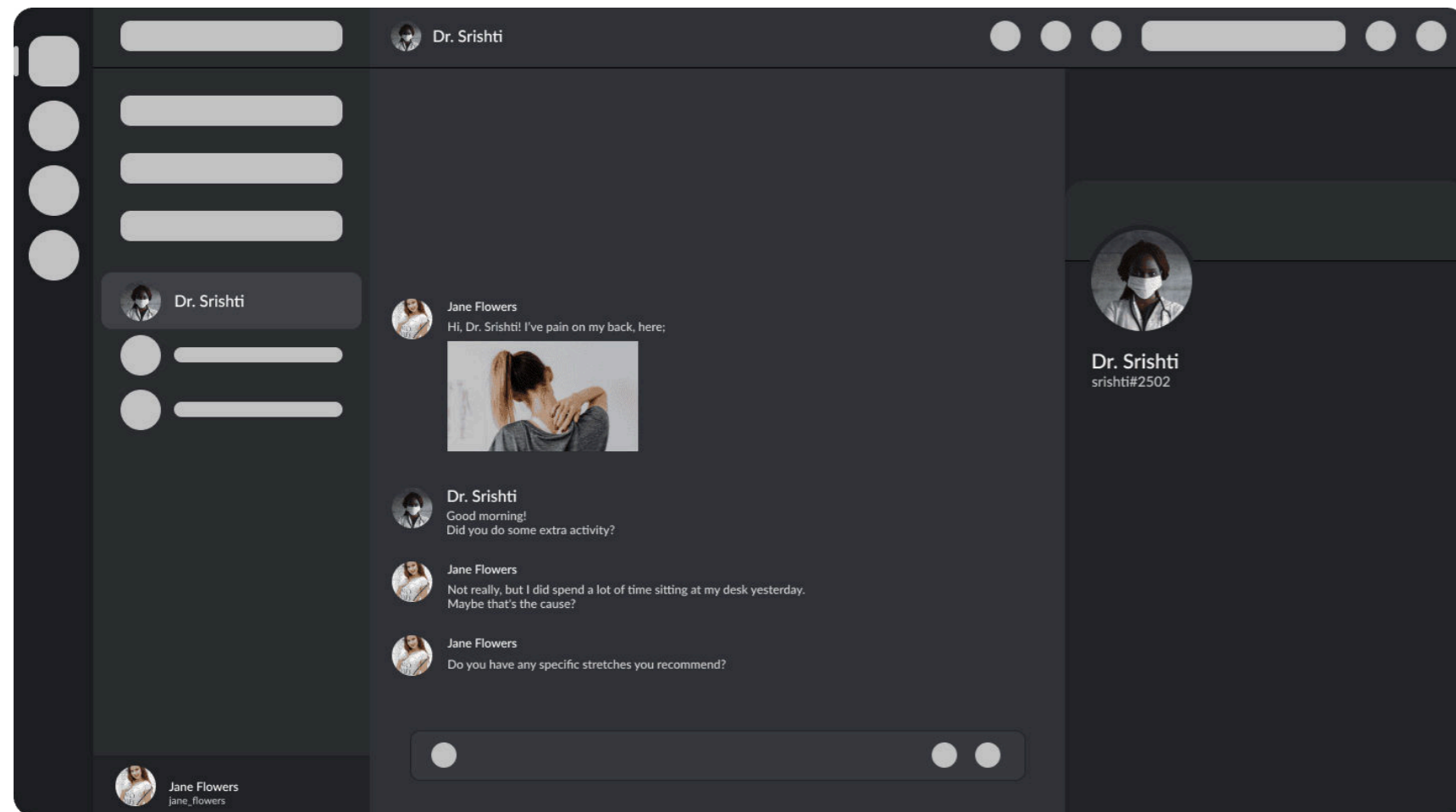
Anything else?

Generate

Advanced Image Processing

directly process Brain MRI images
and extract critical features

Interactive, Secure, Engaging



Testimonial

Lola opa, 50

I found the software to be user-friendly and intuitive. The clear instructions and simple interface made it easy to navigate. I'm grateful for the opportunity to be a test user.

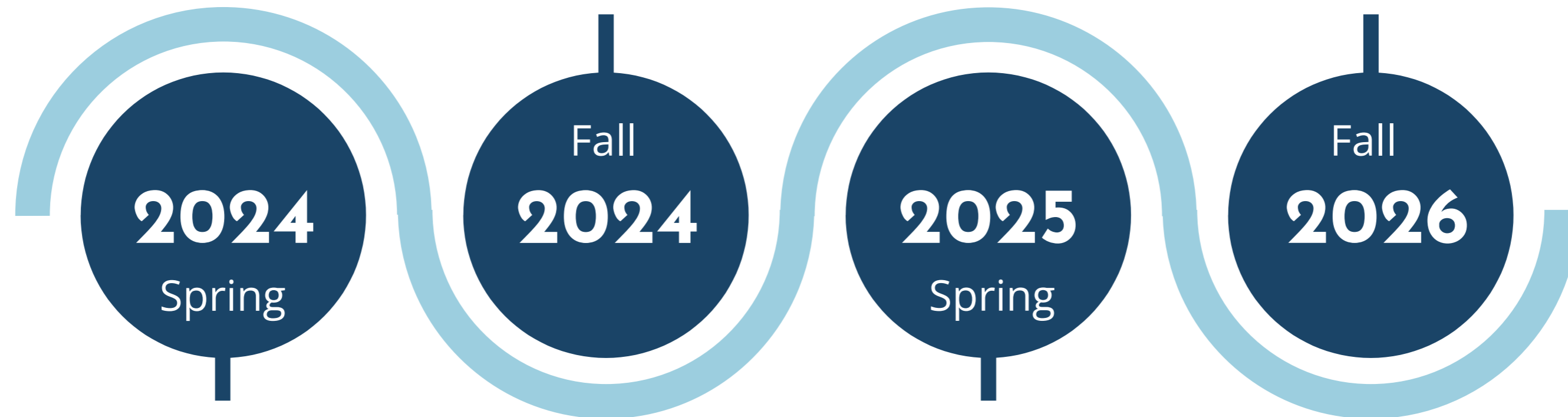
Key milestones

Phase 2

scan based approach

Go Globe

launch globally!



Phase 1

input based approach

Phase 3

supportive platform

Business Model and Revenue Streams

Software Licensing

\$14,799/month
billed annually

- Advanced Brain MRI analysis
- Advanced Brain MRI scan Processing

Subscription Fees

\$2.99/month | \$5.99/month | \$9.99/month
all billed monthly

- Boosts
- Special badges
- Increased data storage
- Advanced document sharing capabilities
- Premium community features
- HD video streaming
- and many more

Financial Projections

with just

7.69%



of hospitals

\$17.758 million

yearly revenue

90%



subscription rate

\$69.28 million

yearly revenue

\$150,000





Thanks



Ibrohim Abdivokhidov

Founder & CEO

[LinkedIn](#)