


# Project presentation

## WordSmith

Team: GOAT



# The WordSmith Team

- Najmi Hassan (Machine learning engineer).
- Isaac zeak Oshireku (UI/UX designer)
- Muhammad Abu Bakar (Full stack developer)

# Our problem statement


- Creating a blog post is a hactic task.
- It take a lot of time searching and researching



# The solution

- By leveraging the power of OpenAI api key, I created a app named WordSmith, which can create an amazing blog without any hustle.
- For using OpenAI, I used AI/ML API api which is fastest inference engine.
- For no-code purpose, I used Langflow which enable us to drag and drop different components and make our idea to life.

# App Interface

- App interface is nothing else than Streamlit. 
- Streamlit provides intuitive interface which is easy to use.

# App Interface

WordSmith 🧙‍♂️ ✨

Enter URLs (comma-separated)

Enter Additional References

Enter Instructions

Generate Blog

## Blog Writing AI

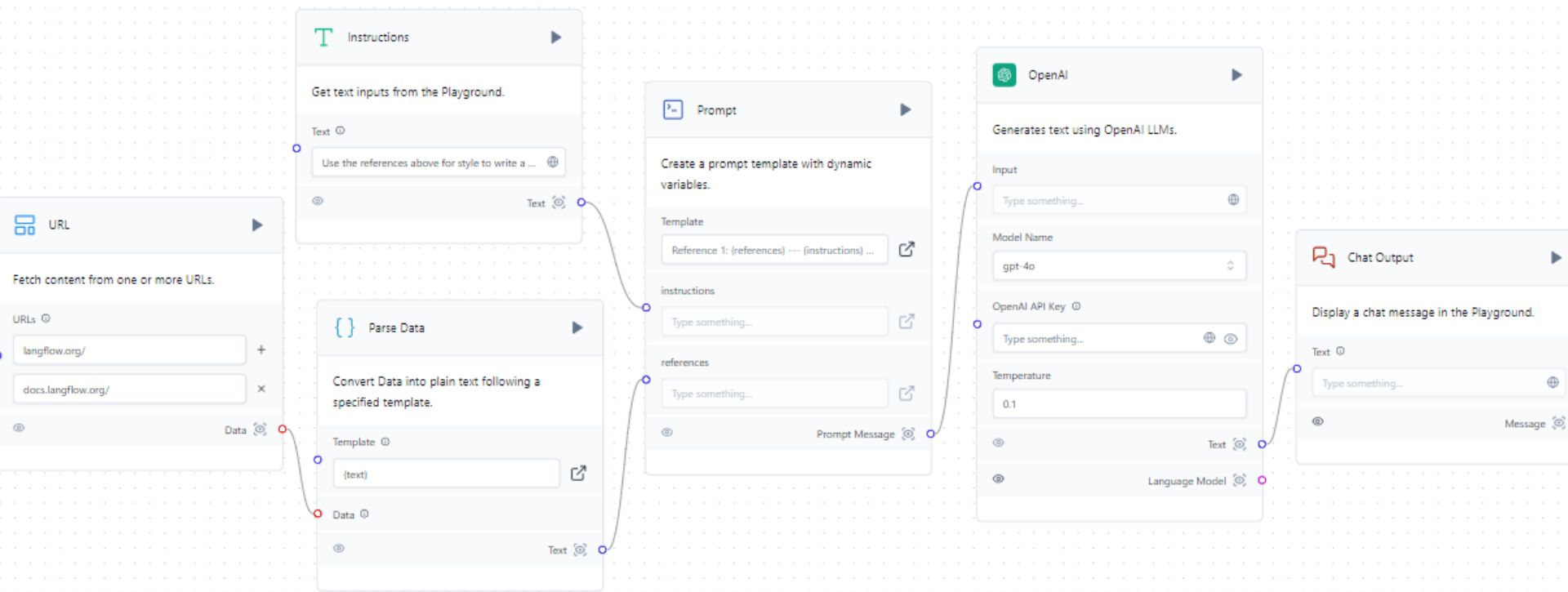
Hey there, wordsmith! 📝 ✨ Ready to create some magic with your blog posts? Let our chatbot guide you through crafting engaging content effortlessly. Let's get started! 💪💡

You will get toy blog here after entering urls and hit generate blog button

# Langflow Flow

- I created a flow to generate the blog using urls.
- Used OpenAI to shape a nice blog post.
- See the image below

# Langflow Flow



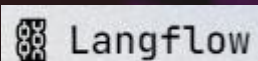


# Technologies used

AI/ML API



LangFlow



Streamlit (Frontend)



OpenAI



# Demo

WordSmith one minute video



# Future Prospects:

- Integrating more feature for more and better workflow.
- Could be Downloading a Markdown File to system



# Thanks!

