




# You OVERSHARE!



**Importance of  
safeguarding personal  
information online**

## Cyber Risks:

What types of data can be gathered from an image?







## Critical Info in photos

- ❑ **Location:** Geotagging (GPS data embedded in the image) or visual clues such as landmarks, road signs, or cultural symbols.
- ❑ **Personal Details:**
  - **Clothing and Accessories:** Clothing styles and accessories (e.g., jewelry) can reveal personal preferences and socioeconomic status.
- ❑ **Individuals in the Photo:**
  - **Identity:** Facial recognition software can identify individuals in the photo..
  - **Relationships:** The presence of others in the photo can reveal relationships between individuals.

The background is a complex digital collage. At the top center is a large, dark, textured skull. Below it, a glowing blue globe of the Earth is visible. The scene is filled with various digital elements: several glowing padlock icons, a glowing heart icon, and a glowing keyhole icon within a circuit-like frame. The bottom half of the image shows a dense, futuristic cityscape with tall, dark buildings and glowing red lights. The overall color palette is dominated by dark blues, greys, and reds, with bright blue highlights from the digital elements.

**What this can lead to...**



# Identity Theft

**For 76% of identity-theft victims in 2021, the most recent incident involved the misuse of only one type of existing account, such as a credit card or bank account.**

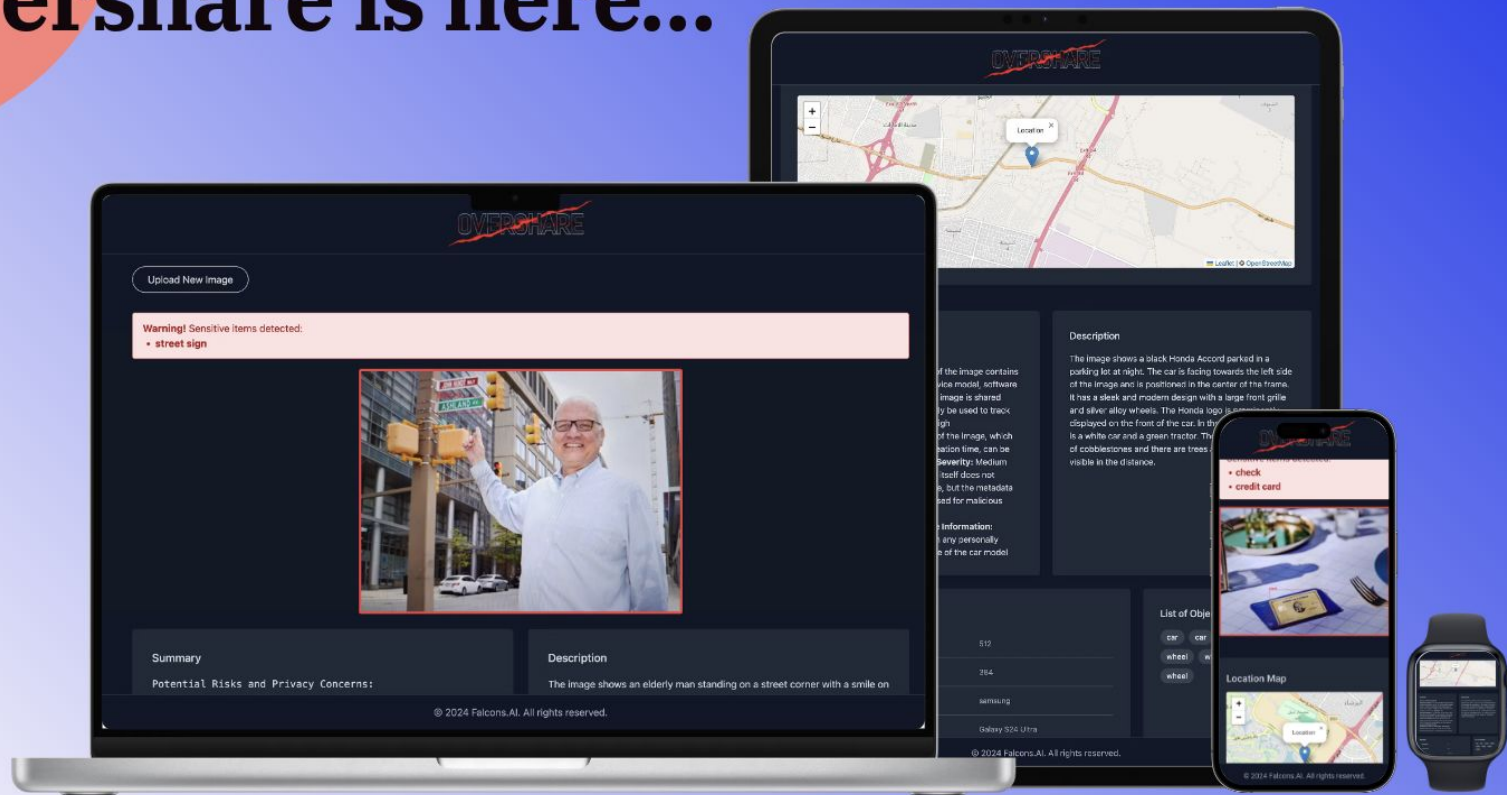




## CyberStalking

**As many as 7.5 million people experience cyberstalking each year.** 80% of all stalking victims are tracked using technology, while 67% are stalked in person, and some people experience both types of stalking. 69% of stalking victims experience substantial emotional distress.

# Overshare is here...



<https://overshare.falcons.ai>





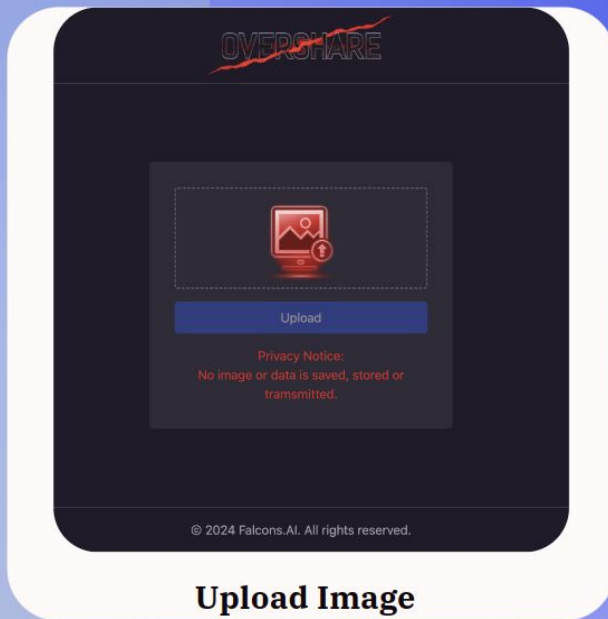
**Utilizing advanced  
technology to detect  
personal information in  
images**

<https://overshare.falcons.ai>

# Easy as 1, 2, 3 with class leading A.I.



Step 2



Upload Image

Step 3

<https://overshare.falcons.ai>

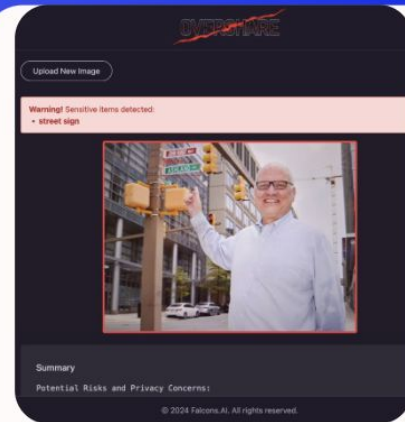
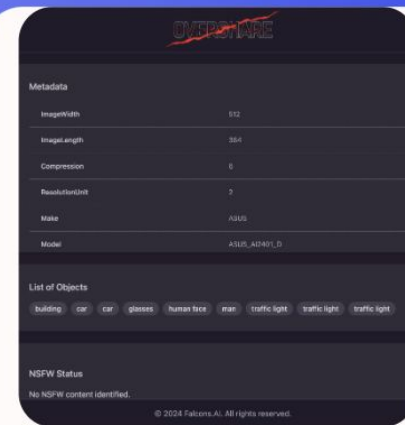


Image is Analyzed



Results Displayed

# Prevent Personal Information Leakage



## Image Analysis

Analyze images for critical data

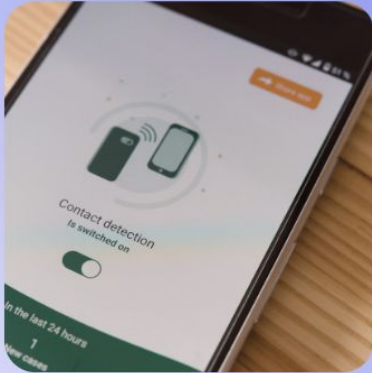


## Cyberstalking Prevention

Detect and prevent unknown risks



# User Protection Solutions



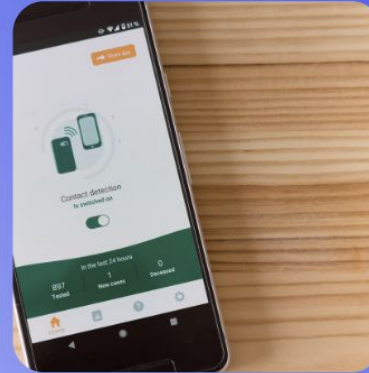
## Analyze

Analyze images



## Identify

Safeguard online data



## Secure

Detect critical information



## Protect

Prevent oversharing.

<https://overshare.falcons.ai>

# Our Team

<https://overshare.falcons.ai>




“Empowering individuals to take control of their online presence.”

**Nizamuddin Mohamed**



“With this solution, you have more control of your digital identity.”

**Suhail Ahmed**



“Protecting your online privacy is more critical than ever in today's digital world.”

**Michael Stattelman**

**Thank You  
lablab.ai and**

