




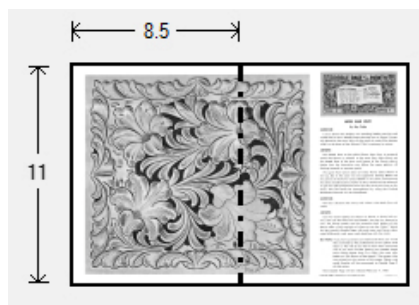
Doodle Page Digital Download

This PDF file contains 1 (one) Doodle Page. The PDF has been put together to give you options when it comes to printing. Pages and patterns that are larger than 8½x11 have been provided in two formats:



1) Full Size

If you would like to have a full size print out, take the full size pages to your local print shop and they can print it for you. All full size Doodle Pages are 11x17



2) Tiled

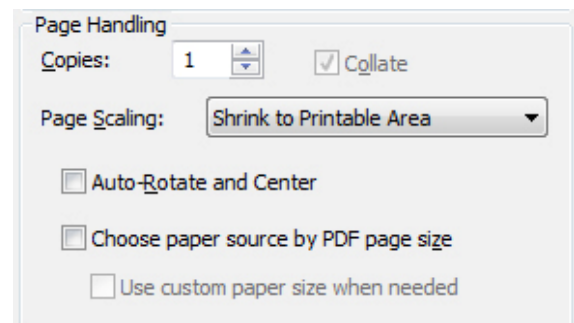
The tiled pages give you the option of printing the full sized Doodle Pages at home. You print the tiled pages and then assemble them to make the larger patterns.

The Doodle Page PDF files are typically laid out like this:

Front – full sized, front – tiled, back – full sized, back – tiled

(Some Doodle Pages do not have backs)

Please note: When printing on a home printer, the edges may get cut off. To avoid this, make sure “Page Scaling” is set to “Shrink to Printable Area” in the Adobe Reader print dialogue box. This will decrease the size of the Doodle Page a very small amount.



You may take this PDF file to your local print shop to have the full-size pages printed for your own personal use.

DOODLE PAGE OF THE MONTH

Twelve months ago the Doodle Page of the Month Club was started and to celebrate the anniversary, Al Stollman takes to the woods on a hunting and fishing trip. His work with the modeling tool on the deer, squirrel and the dead tree is true to nature and the craftsman will do well to closely study his work.

The use of the undercut bevelers on the morning glories and the small vine, (See deep shadows) and the checked beveler and checked pear shader used for the backgrounding should also be noted. Here is leather work in relief personified.

Note—The shading is done with Omega Brown Dye. The secret lies in the knowledge of how much dye is in the brush, and NOT to over do it.

This is the last of a series of 12 Doodle Pages. You may secure back numbers by sending 10c for each page desired, to your dealer, or a complete series of 12 for \$1.00—Each a lesson in itself.

It is hoped that the hints, instructions and new ideas gathered from the Master Craftsmen which we have endeavored to give you in these doodle pages have been an inspiration to the craft in general.

If it has permitted you to better express your own ideas and designs in your leather carving work they have accomplished their purpose.

We are anxious to know if you are interested in a new series of Doodle Pages, also what you would like to have included. 1—New Floral Designs; 2—Figure Carving; 3—Horses; 4—Steers; 5—Tips on Short Cuts; 6—New Tools or ? ? ?. Please indicate on coupon below and mail to your Craftool Dealer.

Page One, Series Two, will be out September 1st. A Cover Design for your Doodle Pages by Ken Griffin.

Watch for Ken Griffin's Scrap Book to be published soon.



YOUR CRAFTOOL DEALERS NAME: _____

NAME: _____

ADDRESS: _____

CITY & STATE: _____

1. 2. 3. 4. 5.

6. _____



DOODLE PAGE OF THE MONTH

Twelve months ago the Doodle Page of the Month Club was started and to celebrate the anniversary, Al Stollman takes to the woods on a hunting and fishing trip. His work with the modeling tool on the deer, squirrel and the dead tree is true to nature and the craftsman will do well to closely study his work.

The use of the undercut bevelers on the morning glories and the small vine, (See deep shadows) and the checked beveler and checked pear shader used for the backgrounding should also be noted. Here is leather work in relief personified.

Note—The shading is done with Omega Brown Dye. The secret lies in the knowledge of how much dye is in the brush, and NOT to over do it.

This is the last of a series of 12 Doodle Pages. You may secure back numbers by sending 10c for each page desired, to your dealer, or a complete series of 12 for \$1.00—Each a lesson in itself.

It is hoped that the hints, instructions and new ideas gathered from the Master Craftsmen which we have endeavored to give you in these doodle pages have been an inspiration to the craft in general.

If it has permitted you to better express your own ideas and designs in your leather carving work they have accomplished their purpose.

We are anxious to know if you are interested in a new series of Doodle Pages, also what you would like to have included. 1—New Floral Designs; 2—Figure Carving; 3—Horses; 4—Steers; 5—Tips on Short Cuts; 6—New Tools or ? ? ?. Please indicate on coupon below and mail to your Craftool Dealer.

Page One, Series Two, will be out September 1st. A Cover Design for your Doodle Pages by Ken Griffin.

Watch for Ken Griffin's Scrap Book to be published soon.



YOUR CRAFTOOL DEALERS NAME:

NAME: _____

ADDRESS: _____

CITY & STATE: _____

1. 2. 3. 4. 5.
6. _____