

DIGITAL MEDIA FOR LEATHERCRAFTERS
LeathercraftLibrary.com

CARTRIDGE BELT

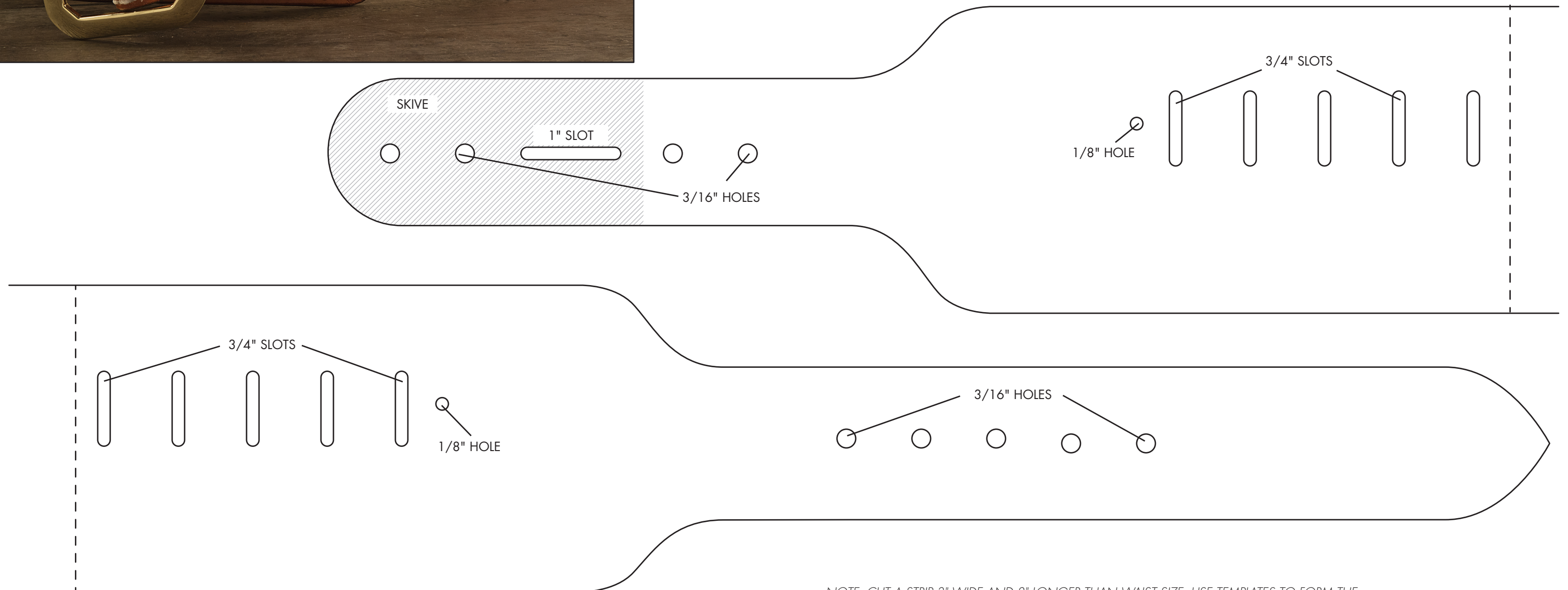
Design by George Hurst. Pattern is reproduced at 100%.

Visit www.tandy.com for all the supplies needed to complete this project. Visit www.LeadercraftLibrary.com for more great carving patterns.

CUT BELT FROM 6 TO 7 OZ. VEGETABLE TANNED COWHIDE.

CUT BULLET LOOPS FROM 4 TO 5 OZ. VEGETABLE TANNED COWHIDE, 3/4" WIDE.

CUT LINING FROM 3 TO 4 OZ. VEGETABLE TANNED COWHIDE.



NOTE: CUT A STRIP 3" WIDE AND 8" LONGER THAN WAIST SIZE. USE TEMPLATES TO FORM THE BUCKLE END AND TONGUE. LOCATE SLOTS FOR BULLET LOOPS AS NEEDED

HOLES FOR ATTACHING BULLET LOOPS TO STRAP ARE 1/8" HOLES AND MEASURES 3/8" FROM THE CENTER OF THE HOLE TO THE EDGE OF THE END SLOT.



SKIVE

111 SLOT

Vis



DIGITAL MEDIA FOR LEATHERCRAFTERS
LeathercraftLibrary.com

CARTRIDGE BELT


Design by George Hurst. Pattern is reproduced at 100%.

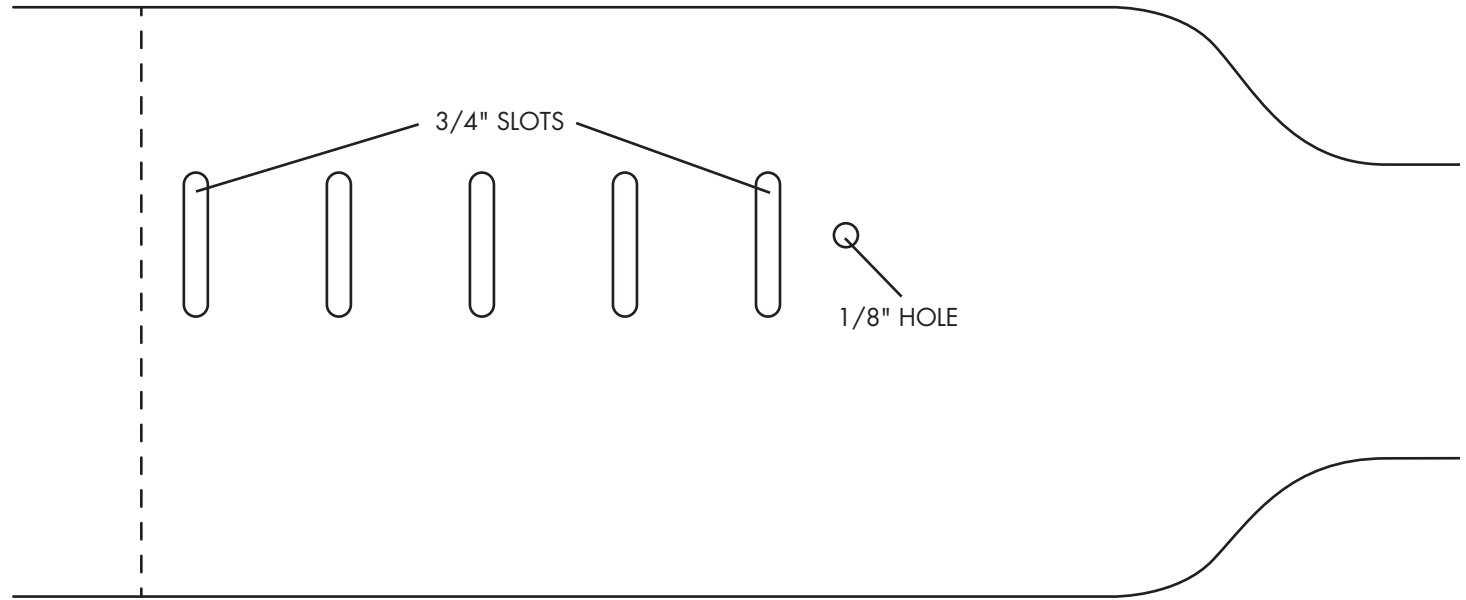
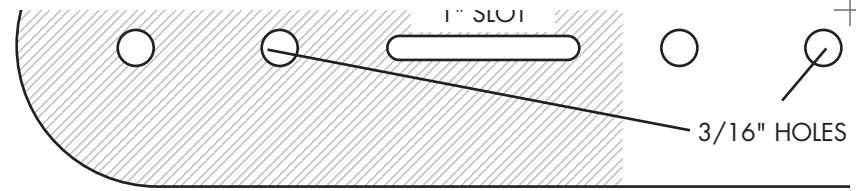
Visit www.tandy.com for all the supplies needed to complete this project. Visit www.LeadercraftLibrary.com for more great carving patterns.

CUT BELT FROM 6 TO 7 OZ. VEGETABLE TANNED COWHIDE.

CUT BULLET LOOPS FROM 4 TO 5 OZ. VEGETABLE TANNED COWHIDE, 3/4" WIDE.

CUT LINING FROM 3 TO 4 OZ. VEGETABLE TANNED COWHIDE.



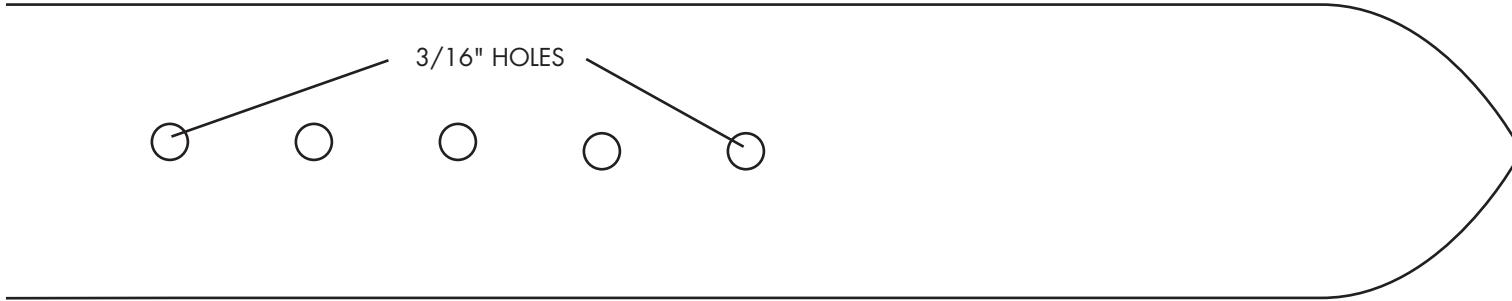


TLF_CARTRIDGEBELT_0316

1/8" HOLE



3/16" HOLES



NOTE: CUT A STRIP 3" WIDE AND 8" LONGER THAN WAIST SIZE. USE TEMPLATES TO FORM THE BUCKLE END AND TONGUE. LOCATE SLOTS FOR BULLET LOOPS AS NEEDED

HOLES FOR ATTACHING BULLET LOOPS TO STRAP ARE 1/8" HOLES AND MEASURES 3/8" FROM THE CENTER OF THE HOLE TO THE EDGE OF THE END SLOT.