




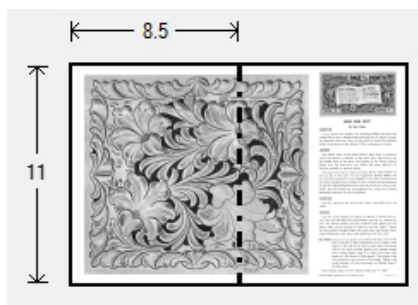
## Doodle Page Digital Download

This PDF file contains 1 (one) Doodle Page. The PDF has been put together to give you options when it comes to printing. Pages and patterns that are larger than 8½x11 have been provided in two formats:



### 1) Full Size

If you would like to have a full size print out, take the full size pages to your local print shop and they can print it for you. All full size Doodle Pages are 11x17



### 2) Tiled

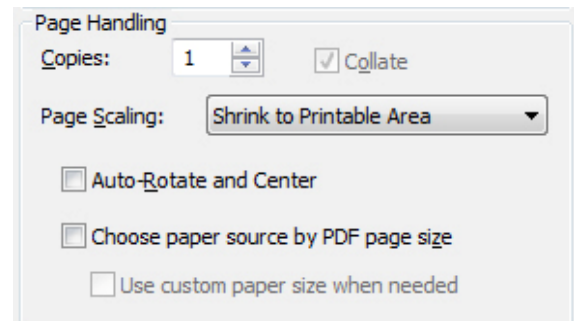
The tiled pages give you the option of printing the full sized Doodle Pages at home. You print the tiled pages and then assemble them to make the larger patterns.

The Doodle Page PDF files are typically laid out like this:

Front – full sized, front – tiled, back – full sized, back – tiled

(Some Doodle Pages do not have backs)

Please note: When printing on a home printer, the edges may get cut off. To avoid this, make sure “Page Scaling” is set to “Shrink to Printable Area” in the Adobe Reader print dialogue box. This will decrease the size of the Doodle Page a very small amount.



You may take this PDF file to your local print shop to have the full-size pages printed for your own personal use.



**DOODLE PAGE OF THE MONTH CLUB**

This month's carver, Miss Gene Collins, adequately demonstrates that leather carving is adaptable to many styles and motifs. Master craftsmen develop a certain style of their own — certain tools — certain traits — hall mark their work so that it is easily recognized. Through the medium of the "page of the month club" it is hoped that you will learn to recognize these various styles and adopt those that appeal to you. Pages to come are carved by Reeves Buttner, Carl Wilson, Al Sheldon, Joey Smith, Ladd Haverty, Ken Griffin, Tommy Littleton, Al Stohlman, Ted Dykes and others and will feature figure carving, new flowers, basket stamping and the proper use of the undercut beveler, each with a style of his own.

The smaller beveler #935 and the two tiny seeders #931 and #932 will prove their worth when working figures or on small floral designs.

The #424 Special veniner is one of Ken Griffin's favorite tools. Use it on large leaves and on the base of the carnation. Matting tools #880 and #883 will create a spider web background (see Indian Head Design in Ken Griffin's Portfolio — "The Art of Leather Carving").

The Masonic and Elk head were made on special request as well as the #940 camouflage.

If you have a question you would like to be answered by the Question and Answer Department. Send them to your Craft Dealer. He will forward them to us.

We, here at Craftool, would like to take this opportunity to thank the craft for their kind letters of appreciation.

Yours for Better Craft.

CRAFTOOL CO.  
LOS ANGELES, CALIFORNIA

To receive doodle page No. 6 showing the proper use of the undercut beveler please PRINT your name and address on the coupon below and mail it to your Craftool Dealer or include it with your next order for craft supplies.

**GET YOUR FRIENDS TO JOIN — SEND IN THEIR NAMES**

DEALERS NAME	
Please put my name on your mailing list for page No. 6.	
NAME _____	
ADDRESS _____	
CITY & STATE _____	



**NEW TOOLS**

 424 SPL 2.00	 749 1.05	 886 3.50	 887 4.50	 935 .65	 439 1.50	 880 .90	 881 .90	 882 .90	 883 1.00	 884 1.00	 885 1.00
 931 .50	 932 .50	 557 1.25	 558 1.25								

CARVED BY  
Miss Gene Collins  
Los Angeles, Calif.





## NEW TOOLS

<p>424 SPL 2.00</p>		<p>749 1.05</p>		<p>886 3.50</p>		<p>887 4.50</p>		<p>940 1.10</p>	
<p>931 .50</p>	<p>932 .50</p>	<p>557 1.25</p>	<p>558 1.25</p>	<p>935 .65</p>		<p>439 1.50</p>			

## DOODLE PAGE OF THE MONTH CLUB

This month's carver, Miss Gene Collins, adequately demonstrates that leather carving is adaptable to many styles and motifs. Master craftsmen develop a certain style of their own — certain tools — certain traits — hall mark their work so that it is easily recognized. Through the medium of the "page of the month club" it is hoped that you will learn to recognize these various styles and adopt those that appeal to you. Pages to come are carved by Reeves Buttner, Carl Wilson, Al Sheldon, Joey Smith, Ladd Haverty, Ken Griffin, Tommy Littleton, Al Stohlman, Ted Dykes and others and will feature figure carving, new flowers, basket stamping and the proper use of the undercut beveler, each with a style of his own.

The smaller beveler #935 and the two tiny seeders #931 and #932 will prove their worth when working figures or on small floral designs.

The #424 Special veniner is one of Ken Griffin's favorite tools. Use it on large leaves and on the base of the carnation. Matting tools #880 and #883 will create a spider web background (see Indian Head Design in Ken Griffin's Portfolio — "The Art of Leather Carving").

The Masonic and Elk head were made on special request as well as the #940 camouflage.

If you have a question you would like to be answered by the Question and Answer Department. Send them to your Craft Dealer. He will forward them to us.

We, here at Crafttool, would like to take this opportunity to thank the craft for their kind letters of appreciation.

Yours for Better Craft.

CRAFTOOL CO.

LOS ANGELES, CALIFORNIA

To receive doodle page No. 6 showing the proper use of the undercut beveler please PRINT your name and address on the coupon below and mail it to your Crafttool Dealer or include it with your next order for craft supplies.

GET YOUR FRIENDS TO JOIN — SEND IN THEIR NAMES

DEALERS NAME

Please put my name on your mailing list for page No. 6.

NAME

ADDRESS

CITY & STATE

80	883
90	1.00
81	884
90	1.00
82	885
90	1.00

CARVED BY  
Miss Gene Collins  
Los Angeles, Calif.