




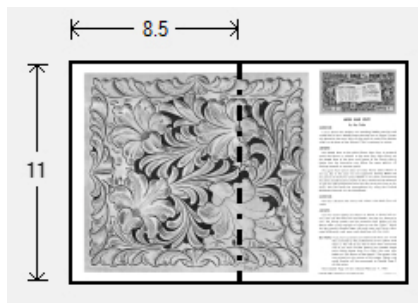
Doodle Page Digital Download

This PDF file contains 1 (one) Doodle Page. The PDF has been put together to give you options when it comes to printing. Pages and patterns that are larger than 8½x11 have been provided in two formats:



1) Full Size

If you would like to have a full size print out, take the full size pages to your local print shop and they can print it for you. All full size Doodle Pages are 11x17



2) Tiled

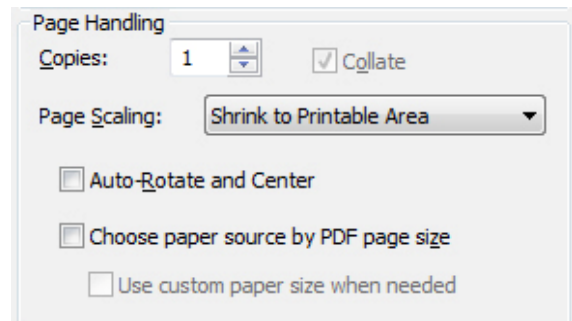
The tiled pages give you the option of printing the full sized Doodle Pages at home. You print the tiled pages and then assemble them to make the larger patterns.

The Doodle Page PDF files are typically laid out like this:

Front – full sized, front – tiled, back – full sized, back – tiled

(Some Doodle Pages do not have backs)

Please note: When printing on a home printer, the edges may get cut off. To avoid this, make sure “Page Scaling” is set to “Shrink to Printable Area” in the Adobe Reader print dialogue box. This will decrease the size of the Doodle Page a very small amount.



You may take this PDF file to your local print shop to have the full-size pages printed for your own personal use.

BONUS DOODLE PAGE

See Reverse Side For Al Stohlman Article
Reprinted From THE LEATHERCRAFTSMAN

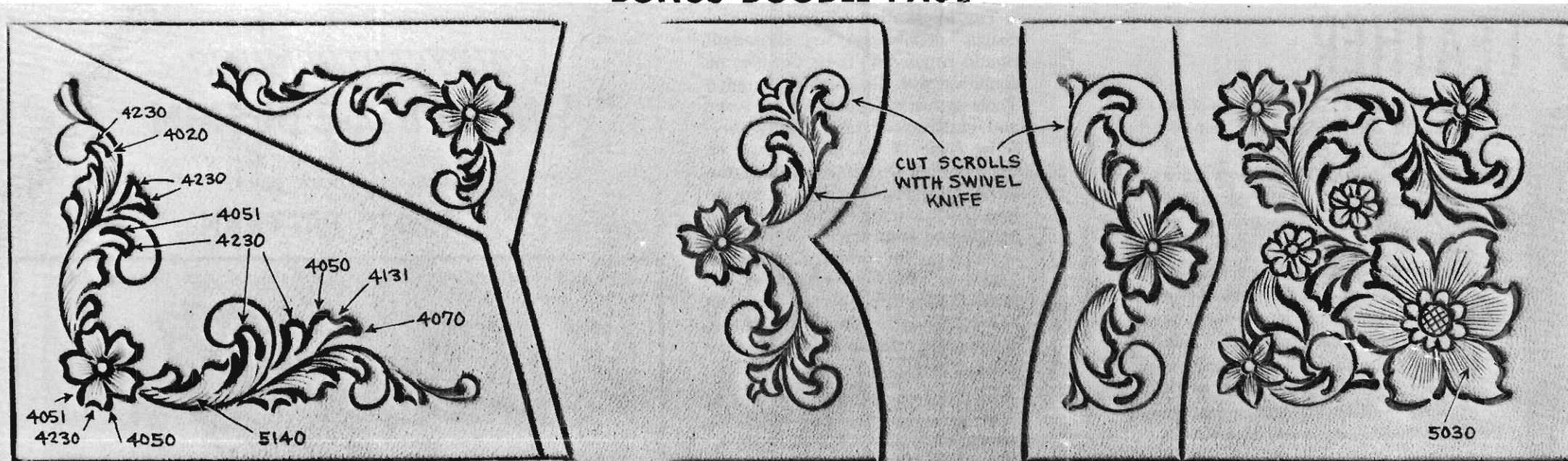
DOODLE PAGE *of the* **MONTH**

EACH A LESSON...IN ITSELF

A NEW PAGE EACH ISSUE BY THE FOREMOST LEATHERCRAFTSMEN FEATURING NEW DESIGNS, NEW TOOLS, AND NEW IDEAS TO AID AND ASSIST THE CRAFT IN GENERAL. TO BE SURE THAT YOU DON'T MISS A SINGLE ONE OF THESE LEATHER CRAFTSMAN DOODLE PAGES... WHY NOT SUBSCRIBE NOW? SEE YOUR CRAFT TOOL DEALER FOR SUBSCRIPTION RATES.

STAMP ENGRAVED LEATHER

Featuring the Stamp Engraving Tools for Metal . . . in combination with the Craftool Saddle Stamping Tools . . . offering the craft unlimited opportunities in the art of Decorating Leather. Study the suggestions shown . . . use the tools with ideas of your own!



BILFOLD POCKET DECORATIONS

4130

4021 4020

MAKING "S" SHAPED LINES

4130 4020 4050 4070 4070

TO GET THE MOST OUT OF YOUR TOOLS, DOODLE ON SCRAPS OF LEATHER TO OBTAIN VARIOUS EFFECTS.

4050 4070

"WALK" THE TOOLS WHILE STAMPING... AS IN PEAR-SHADING.

5140 5140 5040

SMALL "DECORATIVE" CUTS CAN BE MADE WITH THE LINERS

KNIFE CUTS

4071 4051 4130 4050 853 216

5140

5140

STAMP ENGRAVED LEATHER BUCKLE

FOR LINK BELTS EXTEND LEATHER AND PUNCH SLOTS

4131 4070 4051 4050 4051

553

4230

820 719

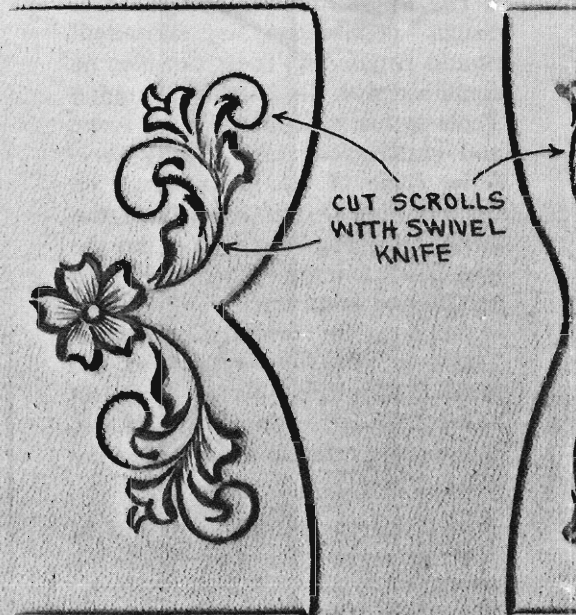
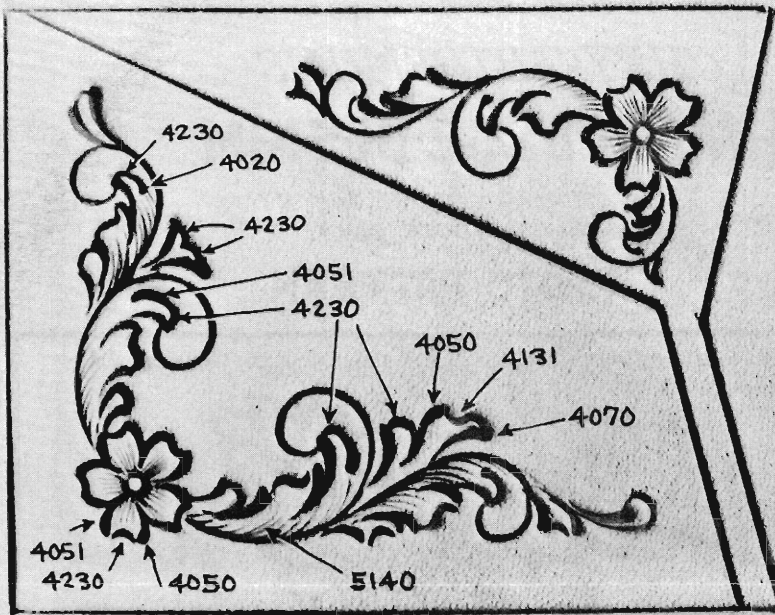
SOME SWIVEL KNIFE CUTS CAN BE USED IN CUTTING STEMS AND LEAF MIDRIBS OF THE PATTERNS ABOVE.

4070 4050 4070 4230

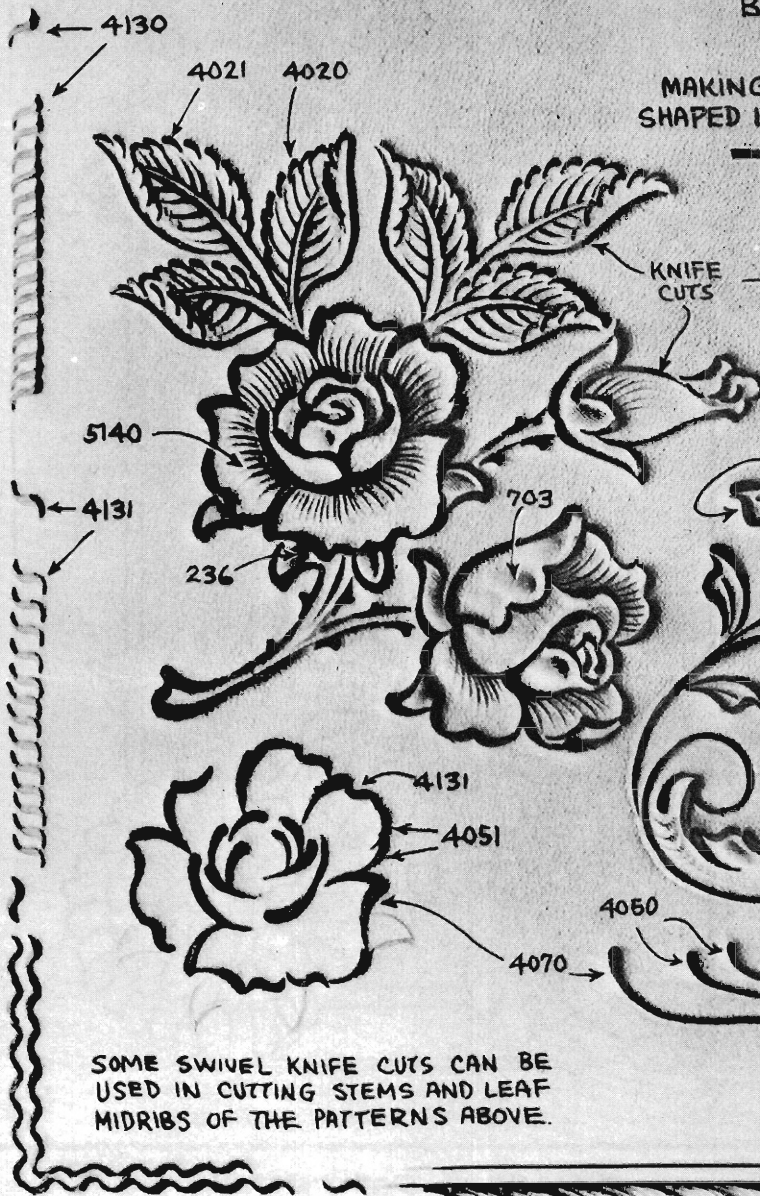
BORDER IDEAS

4131

AL STOHLMAN




BILLFOLD POCKET DECORATIONS



MAKING "S" SHAPED LINES




TO GET THE MOST OUT OF YOUR TOOL SCRAPS OF LEATHER TO OBTAIN VARIOUS




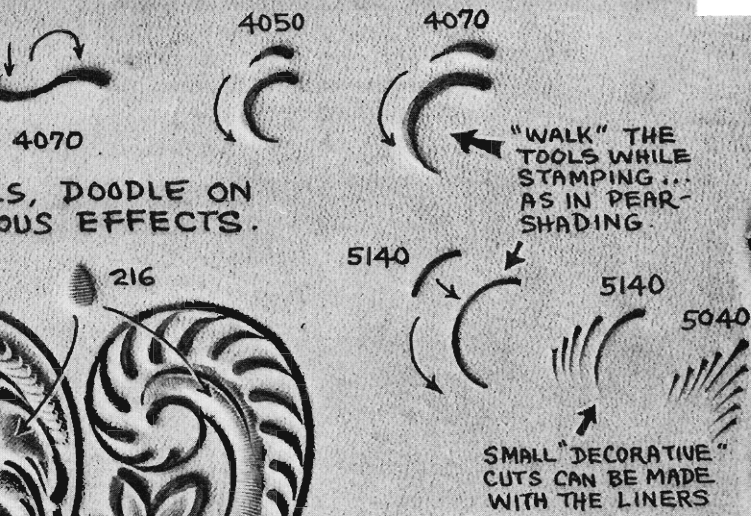
SOME SWIVEL KNIFE CUTS CAN BE USED IN CUTTING STEMS AND LEAF MIDRIBS OF THE PATTERNS ABOVE.

4131

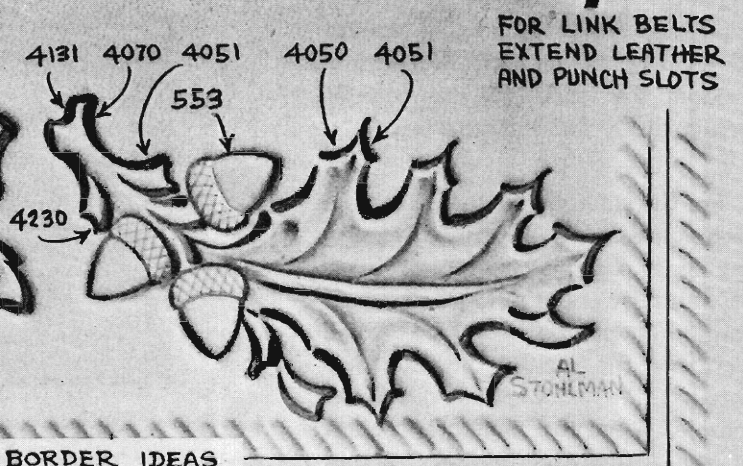



STAMP ENGRAVED LEATHER

Featuring the Stamp Engraving Tools for Metal . . . in combination with the Craftool Saddle Stamping Tools . . . offering the craft unlimited opportunities in the art of Decorating Leather. Study the suggestions shown . . . use the tools with ideas of your own!



STAMP ENGRAVED LEATHER BUCKLE



BORDER IDEAS