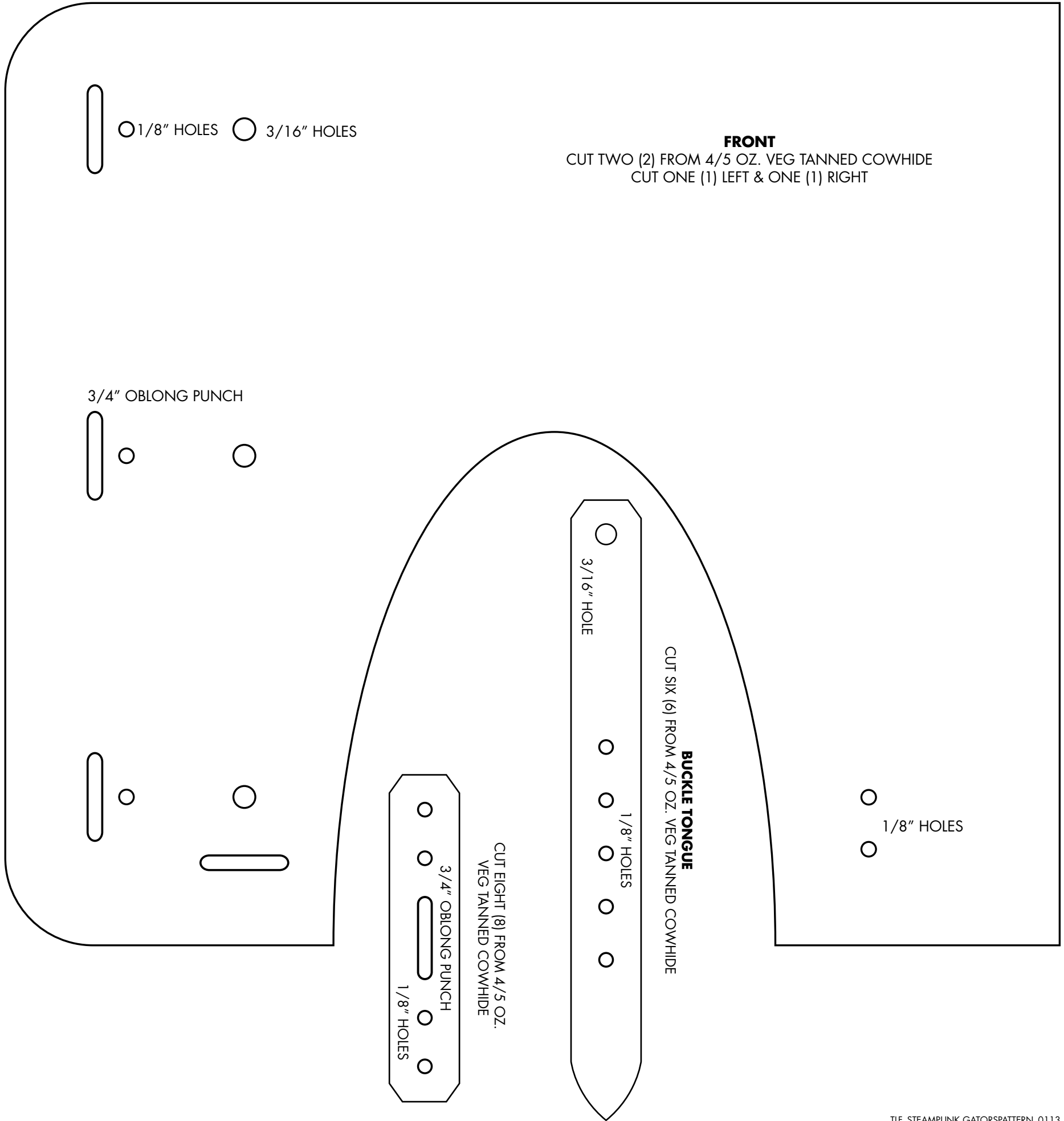


MAKING STEAMPUNK GATORS

Design by George Hurst
 Photography by Charlie Jenks
 Pattern is reproduced at 100%

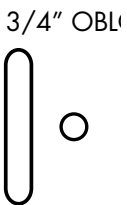
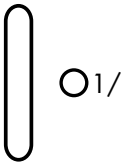


Visit www.tandy Leather Factory.com for all the supplies needed to complete this project.
 Visit www.LeadercraftLibrary.com for more patterns and projects.

©2013 Tandy Leather Factory. All rights reserved.

MAKING STEAMPUNK GATORS

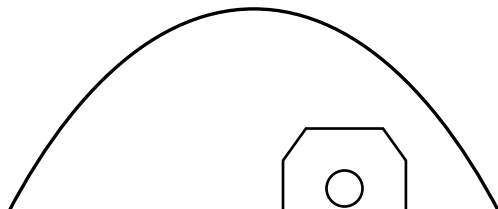
Design by George Hurst
Photography by Charlie Jenks
Pattern is reproduced at 100%

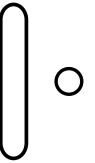


8" HOLES ○ 3/16" HOLES

FRONT
CUT TWO (2) FROM 4/5 OZ. VEG TANNED COWHIDE
CUT ONE (1) LEFT & ONE (1) RIGHT

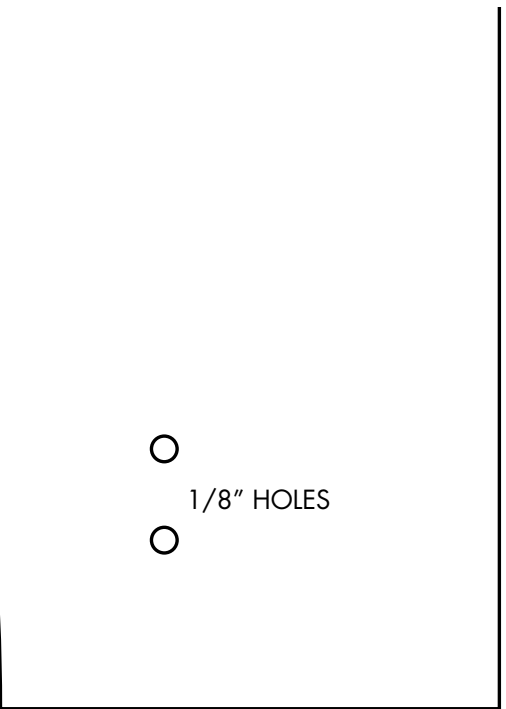
LONG PUNCH





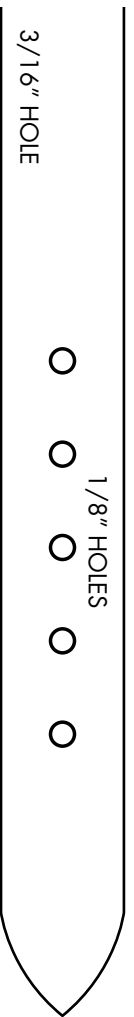
Visit www.tandy-leatherfactory.com for all the supplies needed to complete this project.
Visit www.LeadercraftLibrary.com for more patterns and projects.

©2013 Tandy Leather Factory. All rights reserved.


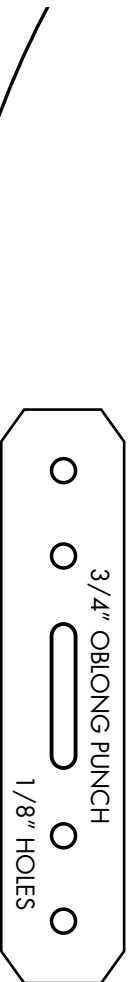



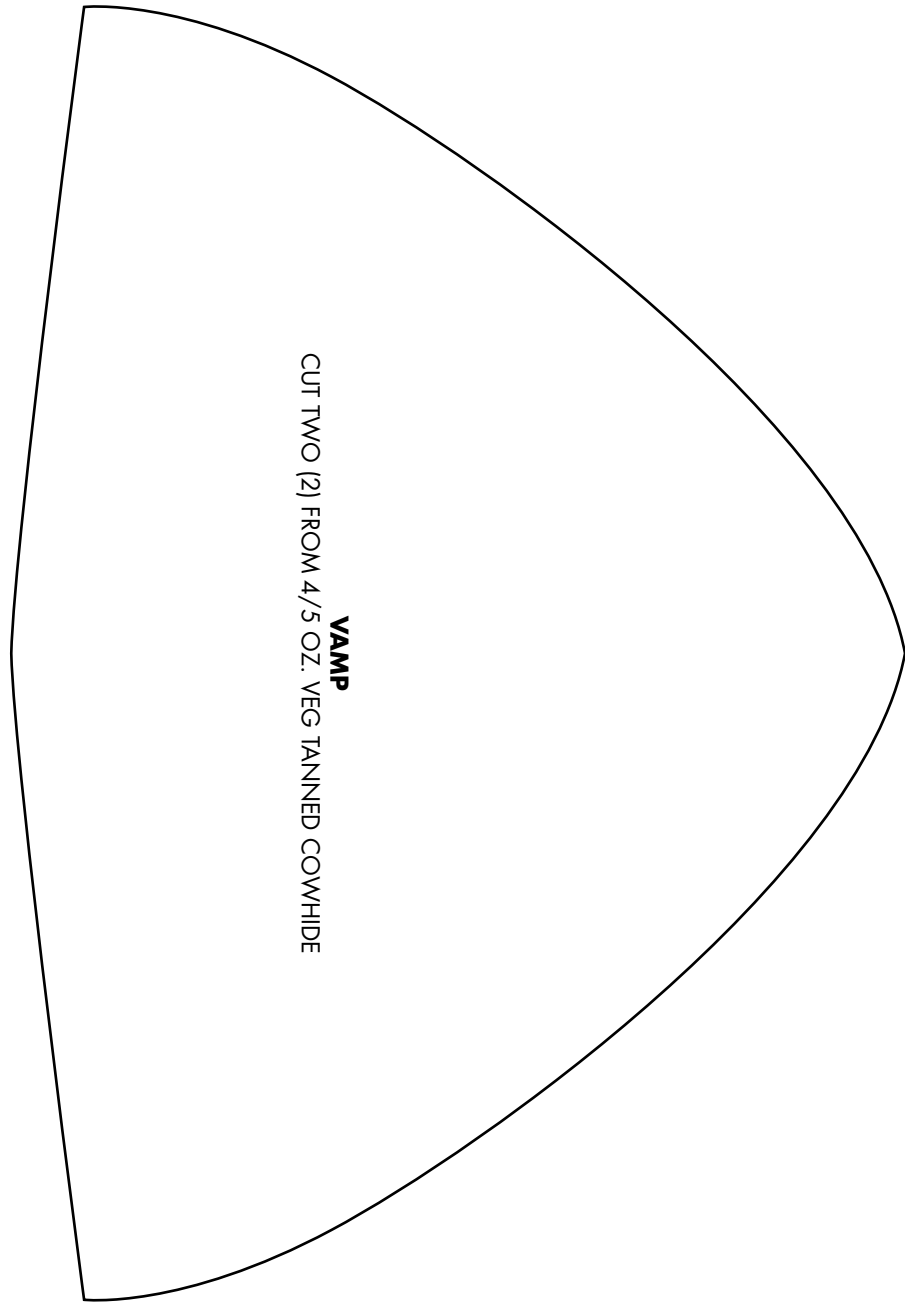
TIF_STEAMPUNK GATORSPATTERN_0113

BUCKLE TONGUE
CUT SIX (6) FROM 4/5 OZ. VEG TANNED COWHIDE



CUT EIGHT (8) FROM 4/5 OZ.
VEG TANNED COWHIDE

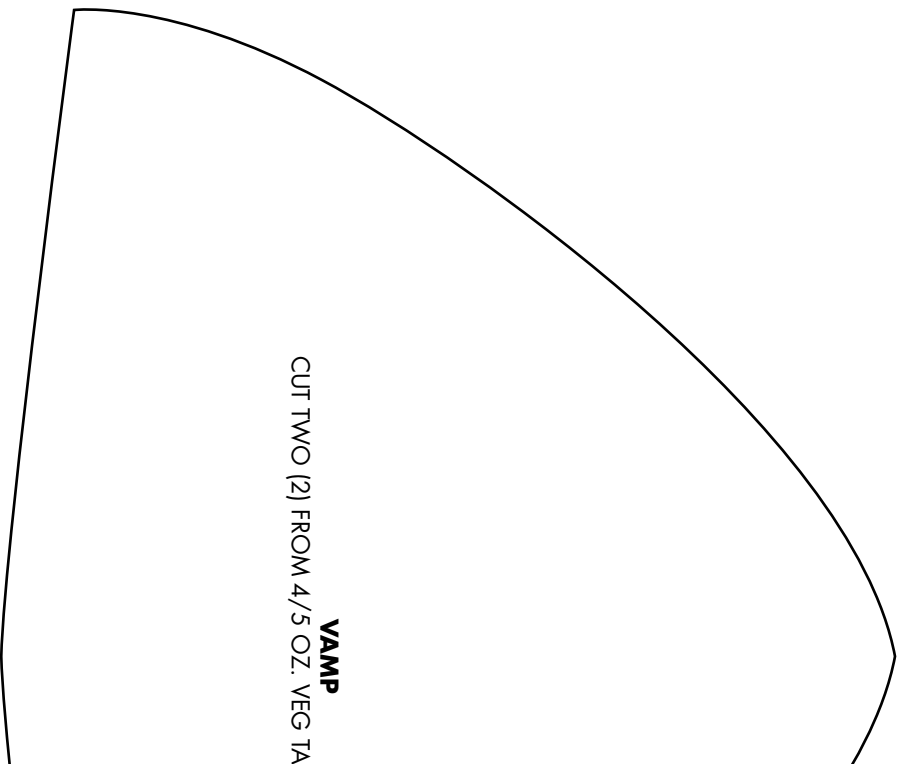




Visit www.tandy-leatherfactory.com for all the supplies needed to complete this project.
Visit www.LeadercraftLibrary.com for more patterns and projects.

©2013 Tandy Leather Factory. All rights reserved.

VAMP
CUT TWO (2) FROM 4/5 OZ. VEG TA



1/8" HOLES



BACK

CUT TWO (2) FROM 4/5 OZ. VEG TANNED COWHIDE
CUT ONE (1) LEFT & ONE (1) RIGHT

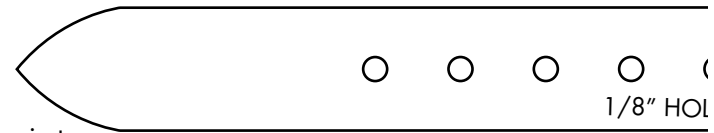


ANNED COWHIDE

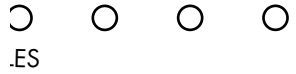


Visit www.tandy-leatherfactory.com for all the supplies needed to complete this project.
Visit www.LeadercraftLibrary.com for more patterns and projects.

©2013 Tandy Leather Factory. All rights reserved.



1/8" HOLES



.ES

FOOT STRAP

CUT TWO (2) FROM 4/5 OZ. VEG TANNED COWHIDE

3/16" HOLE

