

FOLD



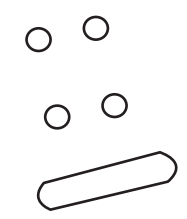
TANDY TOTE BAG

You Will Need

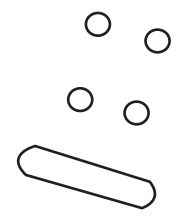
- Leather – 3 to 5 oz. leather of your choice
- #3230-00 Craftool Pro Rotary Punch
- #5067-03 Deerskin Lace
- #1190-00 2-Prong Lacing Needle
- #3594-00 Personna® Folding Utility Knife

See video for assembly on the Tandy YouTube Channel. Search for “Tandy Tote Bag”.

1/4" 1/2" 1/4"



14 3/4"



4"

12"

12"

2 Straps 24" x 5/8"

4"

14 3/4"

5 1/2"

FOLD

FOLD

FOLD

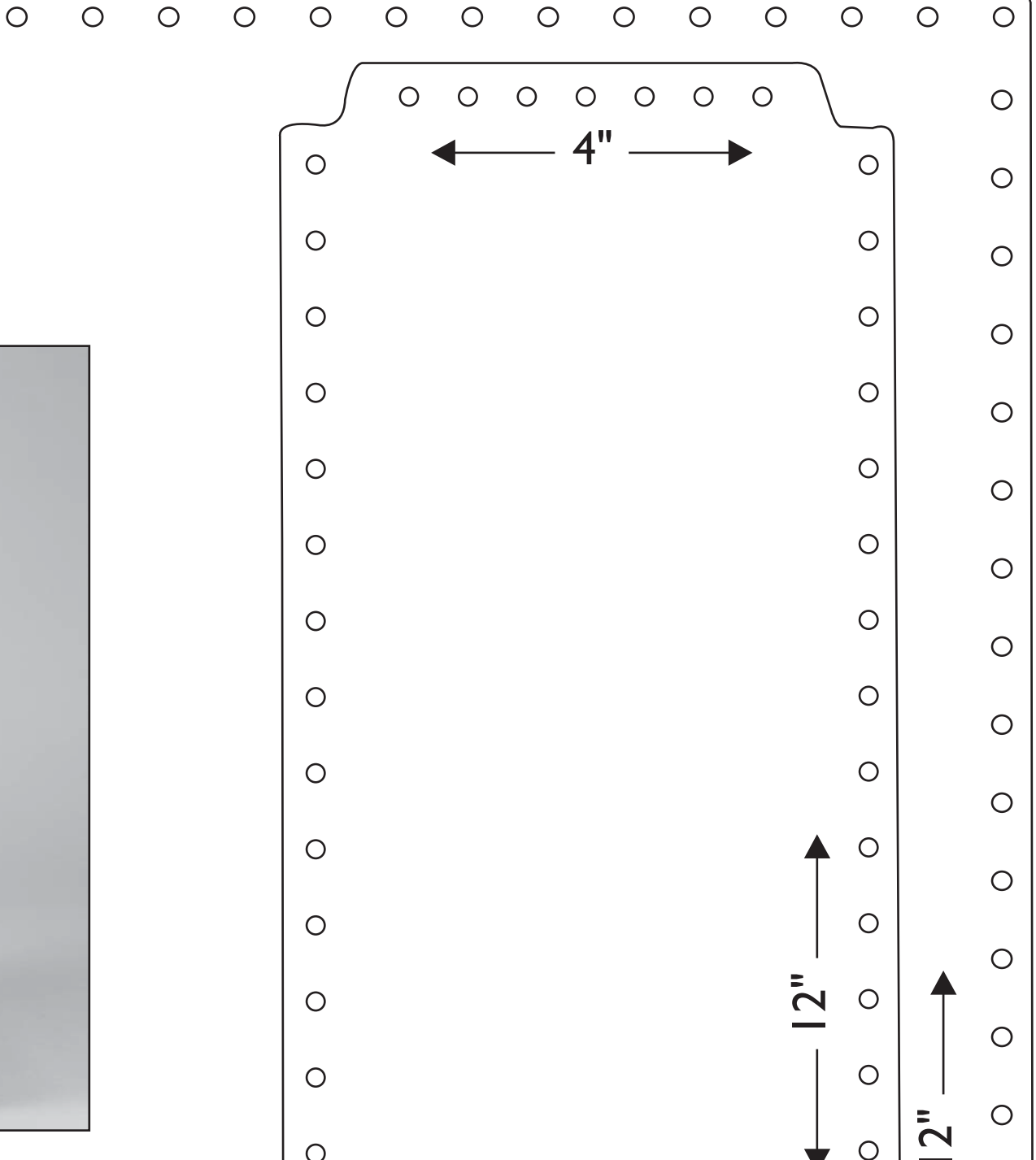
— |




tandy[®]
LEATHER
EST. 1919
tandyleather.com

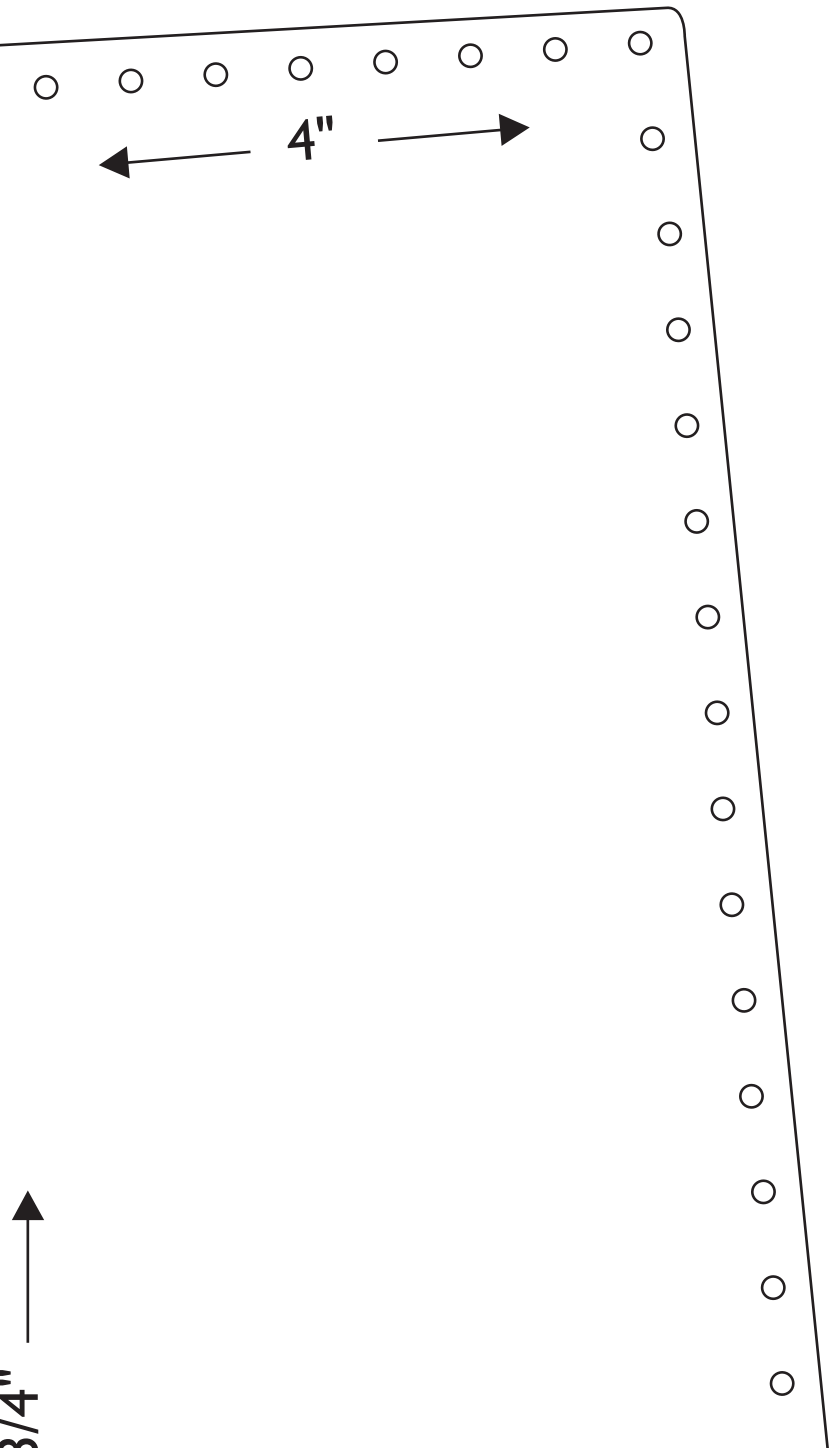


FOLD



FOLD





|
—

FOLD

TANDYTOTE B

You Will Need

Leather – 3 to 5 oz. leather of your choice

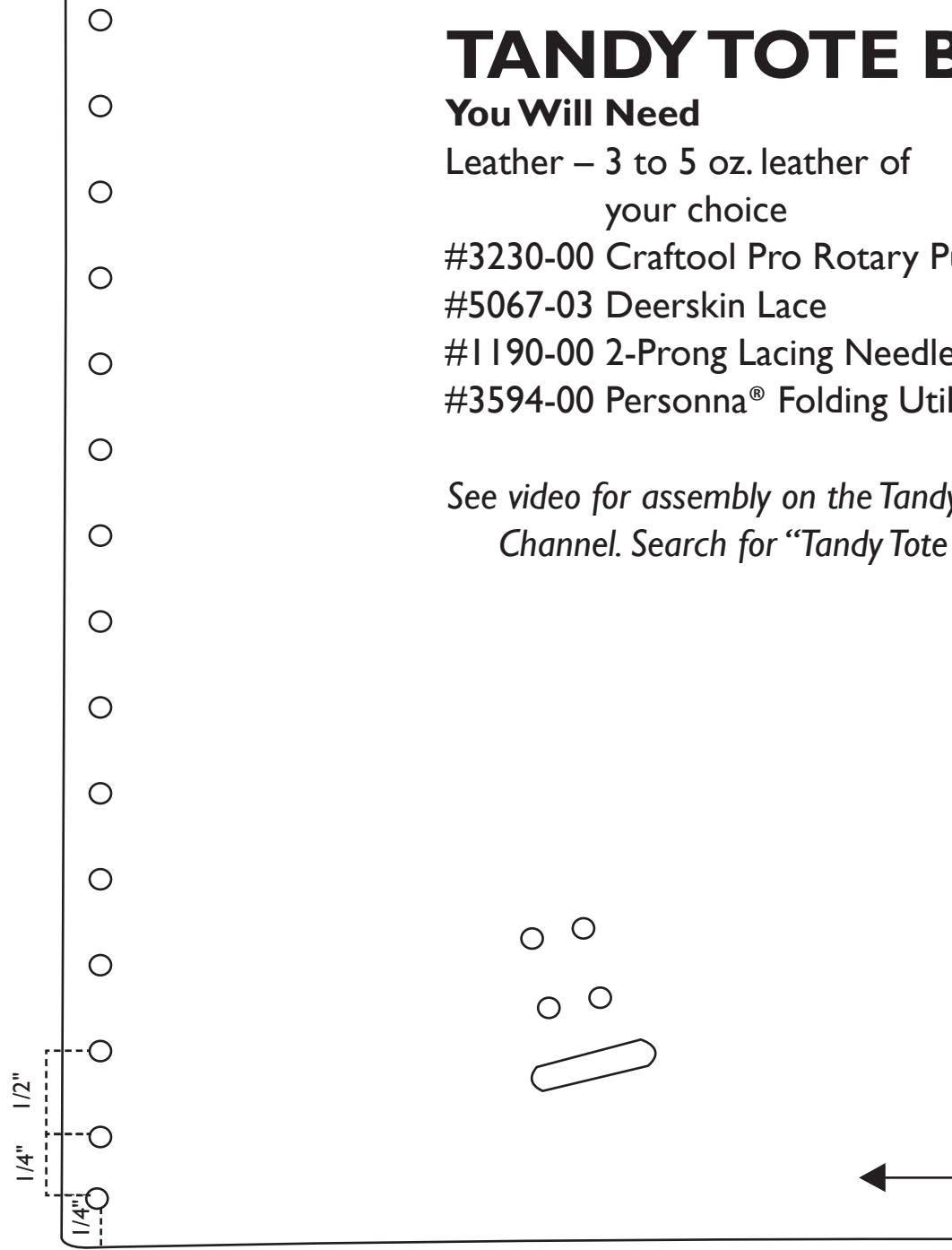
#3230-00 Craftool Pro Rotary P

#5067-03 Deerskin Lace

#1190-00 2-Prong Lacing Needle

#3594-00 Personna® Folding Util

See video for assembly on the Tandy Channel. Search for “Tandy Tote



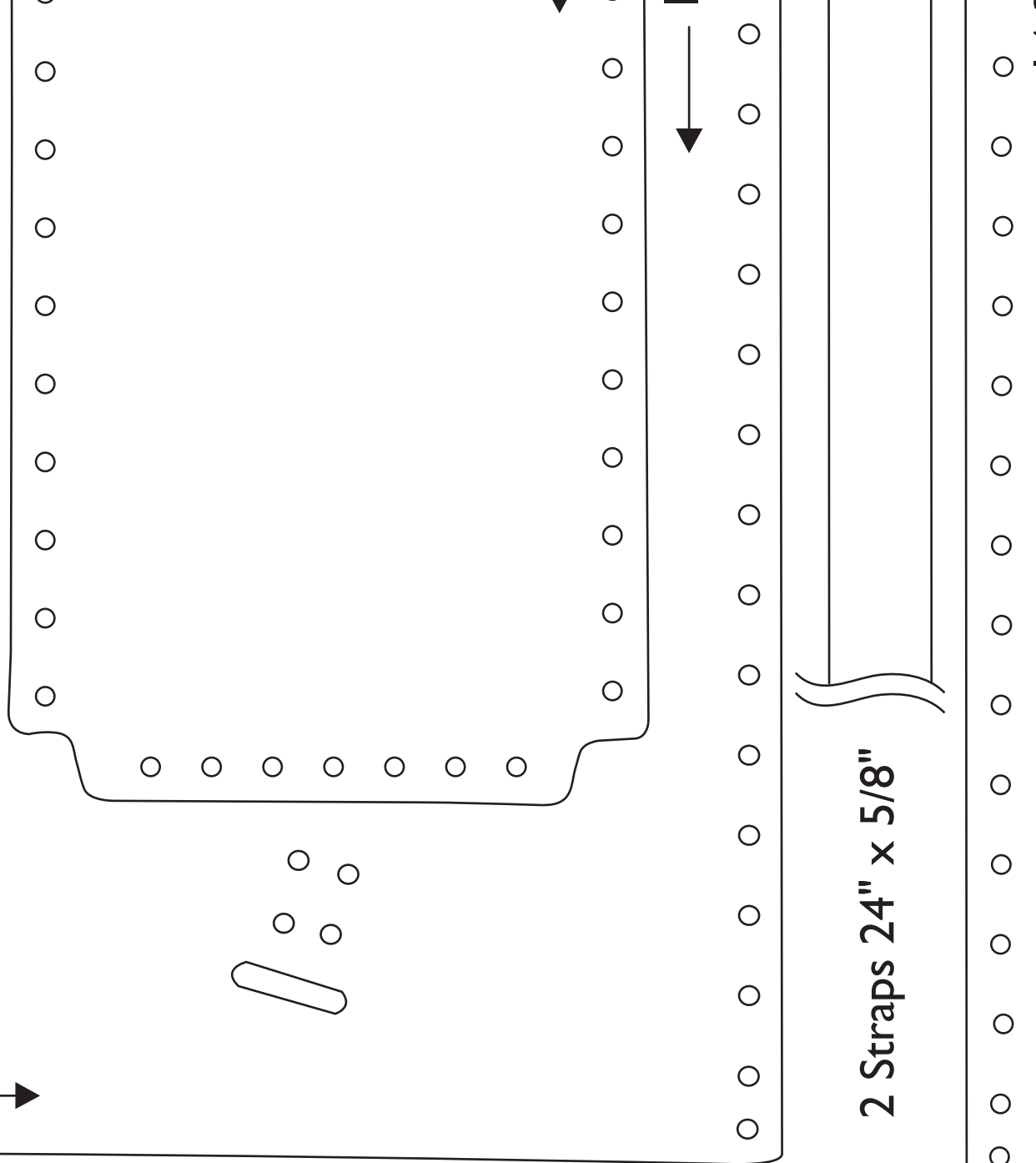
Tandytote_1018

BAG

unch

ity Knife

y YouTube
Bag”.



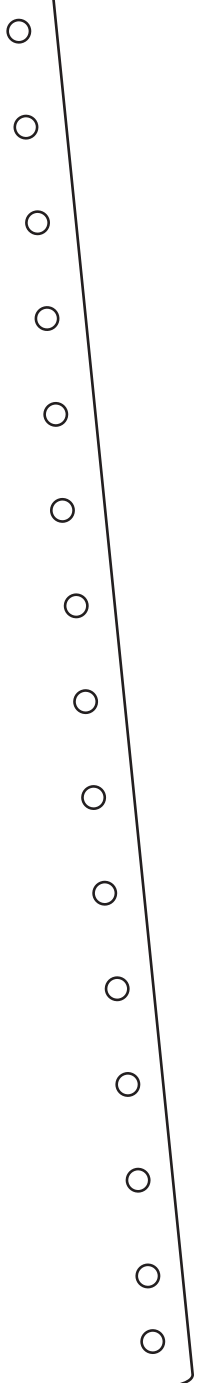
14 3/4" →

2 Straps 24" x 5/8"

FOLD

4
↓

← 5 1/2" →



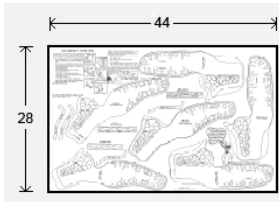
©2018 by Tandy Leather. All rights reserved.

9/6/18 3:23 PM



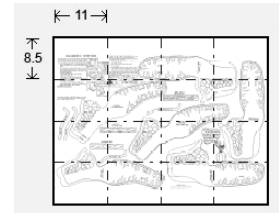
Digital Downloads

This PDF package has been put together to give you options when it comes to printing. Some PDF file downloads may contain some documents larger than an 8-1/2" x 11" image. Pages and patterns that are larger than 8½x11 have been provided in two formats:



Full Size: If you would like to have a full size print out, take the full size pages to your local print shop and they can print it for you.

Tiled: The tiled pages give you the option of printing the larger patterns at home. You print the tiled pages and then assemble them to make the larger patterns.



Pattern PDF files are typically laid out as follows: Cover (if applicable), instructions sheets (if applicable), pattern 1 – full sized, pattern 1 – tiled, pattern 2 – full sized, pattern 2 – tiled, pattern 3 – full sized, pattern 3 – tiled. ...Etc.

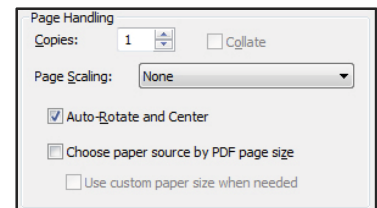
Doodle Page PDF files are typically laid out as follows: Front – full sized, front – tiled, back – full sized, back – tiled (Some Doodle Pages do not have backs).

eBook PDF files contain 1 (one) full eBook. All pages in the PDF are full sized. This means that you may have to take the PDF to a print shop for certain oversized books if your home printer cannot print the larger pages.

Craftaid PDF files contain 1 (one) full Craftaid pattern or Craftaid pattern pack that has been converted into a tracing pattern. All pages in the PDF are full sized. This means that you may have to take the PDF to a print shop for certain oversized Craftaid patterns if your home printer cannot print the larger pages. **NOTE: These digitized patterns do not include any of the physical plastic templates (Craftaids) that may be mentioned, nor does the purchase of this PDF file imply a promise to receive any physical plastic templates (Craftaids).**

NOTE: Digital kit patterns do not include any kit parts that they may reference.

Please note: When printing on a home printer, use the settings seen on the image to the right in the Page Handling area of the Adobe Reader print dialogue box. If your printer is cutting edges off, set "Page Scaling" to "Shrink to Printable Area". This will, however, decrease the size of the pattern a very small amount.



NOTE: Some patterns may reference tools, and other items no longer available.

NOTE: You may take this PDF file to your local print shop to have the full-size pages printed for your own personal use.

This premium has been published by Tandy Leather Factory, 1900 South East Loop 820, Ft. Worth, TX 76140. Copyright © 2011 by Tandy Leather Factory, all rights reserved. The contents of this publication may not be reproduced either in whole or in part without the consent of the copyright owner.

Please respect the copyright by not forwarding or distributing this document.