

Get ahead – learn to embed

UC CANVASCON

# What we will cover

- What can be embedded in Canvas
- Where can media be embedded in Canvas
- How many ways are there to embed in Canvas
- By the end of the session you will be able to Identify the two main ways of embedding in Canvas and demonstrate that you are able to embed a video or, as a challenge, other media into Canvas using one of the methods utilized in this session.

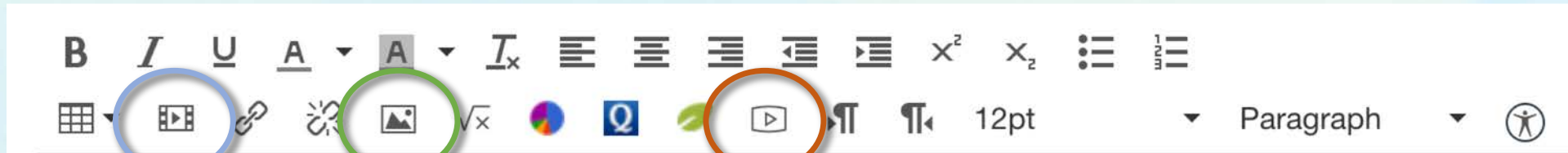
# Who here:

- Knows what it means to embed?
- Knows how to embed?
- Has embedded at least 10 media (e.g. video) objects?

UC CANVASCON

# How can I embed media into Canvas?

- Rich Content Editor



Insert/embed media

Embed image

Record/upload media

UC CANVASCON

# How can I embed media into Canvas?

- HTML editor
  - Not everything can be embedded through the rich content editor and if that is the case you can use the HTML editor but it does increase the difficulty.

```
<p><a href="https://vimeo.com/17655140">video 101: Editing Basics</a> from <a  
href="https://vimeo.com/videoschoolvideos">Vimeo Video School</a> on <a href="https://vimeo.com">Vimeo</a>.</p>  
<p>Learn the basics of editing videos<br /><br />See the lesson here for more details-<br /><a  
href="http://vimeo.com/videoschool/lesson/32/video-101-editing-basics">http://vimeo.com/videoschool/lesson/32/video-  
101-editing-basics</a></p>  
<div style="position: relative; width: 100%; height: 0; padding-bottom: 75%;">  
<div style="position: relative; width: 100%; height: 0; padding-bottom: 75%;"><iframe style="position: absolute; width: 100%;  
height: 100%; border: 0;" src="https://drive.explaineverything.com/thecode/CCECENC?mode=embed"  
allowfullscreen="allowfullscreen"></iframe></div>  
</div>  
<div style="position: relative; width: 100%; height: 0; padding-bottom: 75%;"></div>  
<div style="position: relative; width: 100%; height: 0; padding-bottom: 75%;"></div>  
<div style="position: relative; width: 100%; height: 0; padding-bottom: 75%;"></div>  
<div style="position: relative; width: 100%; height: 0; padding-bottom: 75%;"></div>  
</div>
```

# What can be embedded into Canvas?

- Videos!
- YouTube
  - Two ways to do it with YouTube
    - Copy the embed code (allows more control over the video but will take a few extra seconds). Paste into the “insert/embed media”
    - Copy the URL (fast and easy)
- Vimeo
  - Copy the embed code and use

# What can be embedded into Canvas?

- PowerPoint:

The screenshot displays the Canvas LMS interface for a user named 'aaaa' in the 'Pages' section, specifically on the 'Content Embedding' page. The left sidebar contains navigation options: Account, Admin, Dashboard, Courses, Groups, Calendar, Inbox, Help, Quizzes, Conferences, Blackboard Collaborate, Collaborate Ultra, and Settings. The 'Pages' option is highlighted. The main content area features a rich text editor with a toolbar including bold, italic, underline, text color, background color, link, unlink, image, video, and other formatting tools. The editor is currently empty with a cursor at the top left. Below the editor, there are options for editing the page role selection, currently set to 'Only teachers', and a checkbox for 'Notify users that this content has changed'. At the bottom right, there are 'Cancel' and 'Save' buttons. On the right side of the interface, there are tabs for 'Links', 'Files', and 'Images', and a list of course pages including 'Activity- Case Study', 'Additional Readings', 'Applying the Community of Inquiry Model', 'Assessment Tools', 'Content Embedding', 'Course Outcomes', 'Course Requirements', 'Course Requirements-2', and 'Developing a Course Management'. Below this list are expandable sections for 'Assignments', 'Quizzes', 'Announcements', 'Discussions', 'Modules', and 'Course Navigation'.

LC CANVASCON



# What can be embedded into Canvas?

- Google Slides

Use the insert/embed media tool

It opens right in the browser without any clicks so if you don't want to add click for the end user you could export your PPT to Google slides and then embed the Google product.



# What can be embedded into Canvas?

- Pictures



# What can be embedded into Canvas?

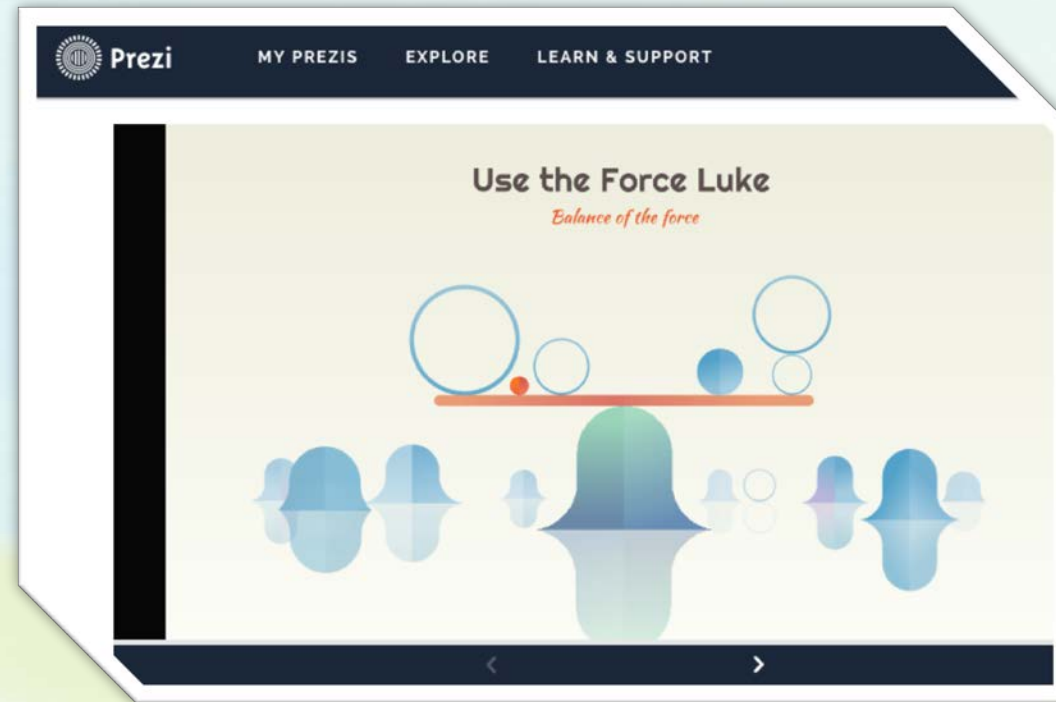
- 3D objects through Sketchfab



UC CANVASCON

# What can be embedded into Canvas?

- Prezi



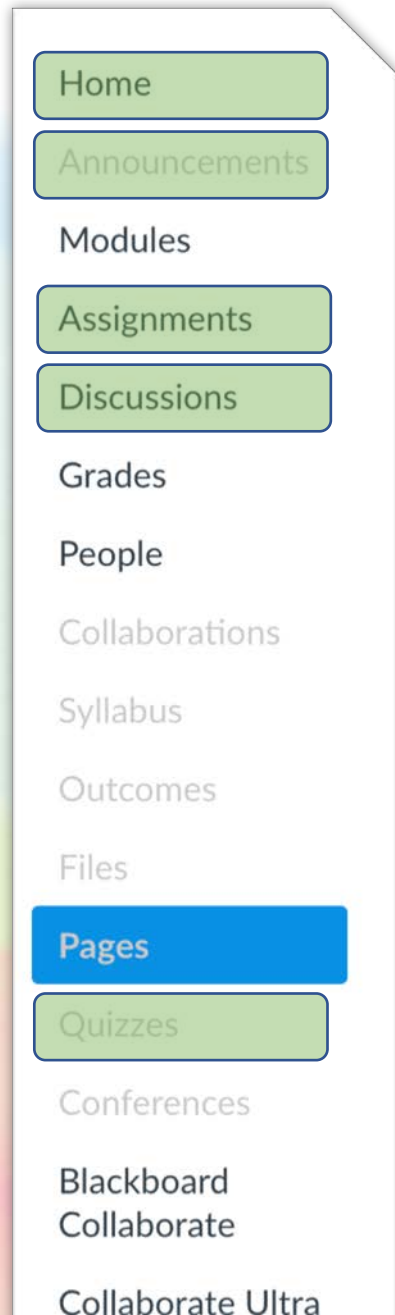
UC CANVASCON

# Where can I embed into Canvas?

- Content Pages
- Discussion pages
- Discussion posts
- Assignments/quizzes
- Announcements
- Home page...

Basically anywhere there is a content editor.

UC CANVASCON



# Conclusion?



No...just the beginning!

UC CANVASCON