

Integrations and External Tools for Canvas

UC CANVASCON

It's nice when things work well together



There are many third party products that have developed **integrations** for Canvas. These integrations are something like a patch that connects one service to the other.

In this session, you will:

- Review some prevalently used integrations for Canvas
- Learn how to enable integrations in your Canvas account settings and within course settings

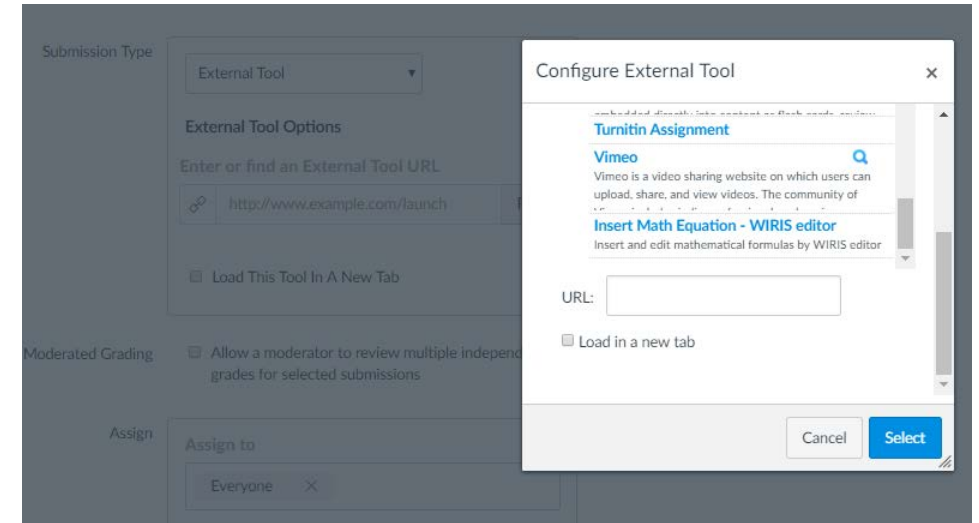
UC CANVASCON

Calendar Feeds

- You can have your Canvas calendar feed into your Outlook, Google or Apple Calendar
- To Feed Canvas Calendar into another calendar,
 - Global Navigation Bar: Calendar
 - On the right menu, scroll down under your courses to choose Calendar Feed, copy given link
 - For Outlook: Open Calendar from the Internet, then paste the link
 - For Google Calendar: Open settings, Add Calendar, from URL. Then paste link
 - For Apple Calendar: Open Settings, Accounts and Passwords, Add account, Other, Add Subscribed Calendar, then paste link and choose Next
 - **Clarification: At the moment you can only export the Canvas calendar to other calendars, you cannot have other calendars import into the Canvas calendar.**
 - Please visit us at the Digital Learning Support Desk if you would like help setting this up

Turnitin

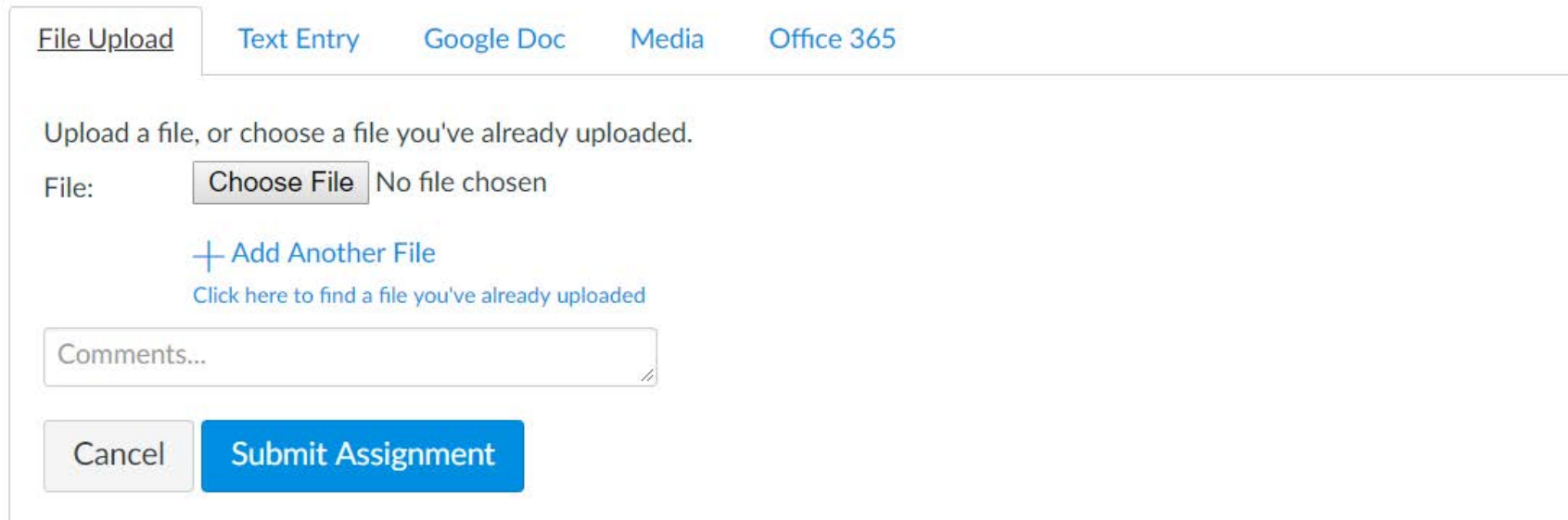
- Turnitin is a web-based tool for written assignments. This tool checks submissions for originality, and provides grading tools for instructors, including the options of leaving comments voice comments and using rubrics. Turnitin can be accessed via the web as well as from within Canvas as an integration. The benefits of using the integration are:
 - Instructors and students do not need to create an account
 - Canvas rubrics can be used to grade Turnitin assignments
 - Turnitin Assignment deadlines will appear in the Canvas calendar.
- To create a Turnitin assignment, select External Tool as the submission type in a new assignment. Then, search through the available tools to find Turnitin Assignment.
- Canvas Guides:
 - Creating Turnitin Assignments:
<https://community.canvaslms.com/docs/DOC-10359-4152724205>
 - Managing Turnitin Assignments:
<https://community.canvaslms.com/docs/DOC-13080-4152467867>



UC CANVASCON

Office 365 and Google Drive

- **When students submit an assignment** that requires a file upload, they have the option to access both Office 365 and Google accounts from within Canvas:
 - Students automatically have the option to sign into Office 365 to access OneDrive files
 - To access Google Drive files, users must register a Google Drive in their account settings

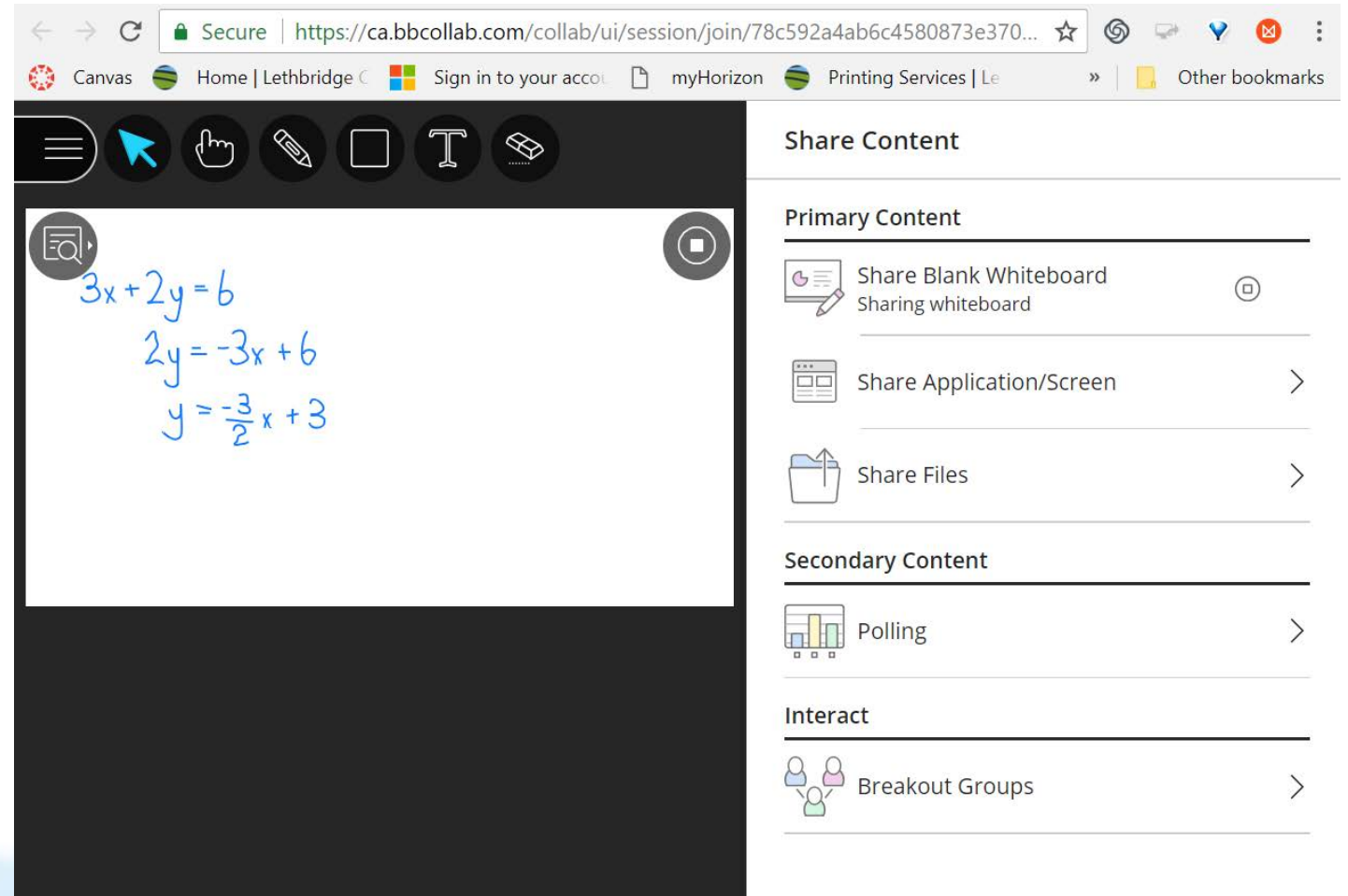


The screenshot shows the Canvas assignment submission interface. At the top, there are five tabs: 'File Upload' (selected), 'Text Entry', 'Google Doc', 'Media', and 'Office 365'. Below the tabs, the text 'Upload a file, or choose a file you've already uploaded.' is displayed. Underneath, the label 'File:' is followed by a 'Choose File' button and the text 'No file chosen'. Below this is a blue link '+ Add Another File' with the text 'Click here to find a file you've already uploaded' underneath it. A text input field labeled 'Comments...' is positioned below the links. At the bottom, there are two buttons: a grey 'Cancel' button and a blue 'Submit Assignment' button.

UC CANVASCON

Collaborate Ultra/Big Blue Button

- Collaborate Ultra, Blackboard Collaborate and Big Blue Button are tools that allow participants to share screens, audio and video. Online courses use this tool to meet remotely, but it can also be used as a platform for virtual office hours within a face-to-face or blended course. These could also be used to record and share a screencast for a Canvas Course.
- Students can meet with each other via Big Blue Button sessions within their own Group Homepages if you create them.



UC CANVASCON

Respondus Lockdown Browser

- This is a browser that increases the security of your Canvas quizzes and exams
- To use this integration for a quiz, adjust quiz settings to Require Respondus Lockdown Browser, or enable the Lockdown Browser App from your Course settings.
- Students must download the browser for first use. They will not be able to open new applications, copy/cut/paste, use keyboard shortcuts, navigate out of the browser or print until the quiz is submitted.

Quiz Restrictions

☐ Require an access code

☐ Filter IP Addresses

☒ Require Respondus LockDown Browser

☒ Required to view quiz results

Assign

Assign to

Everyone X

Due



Available from



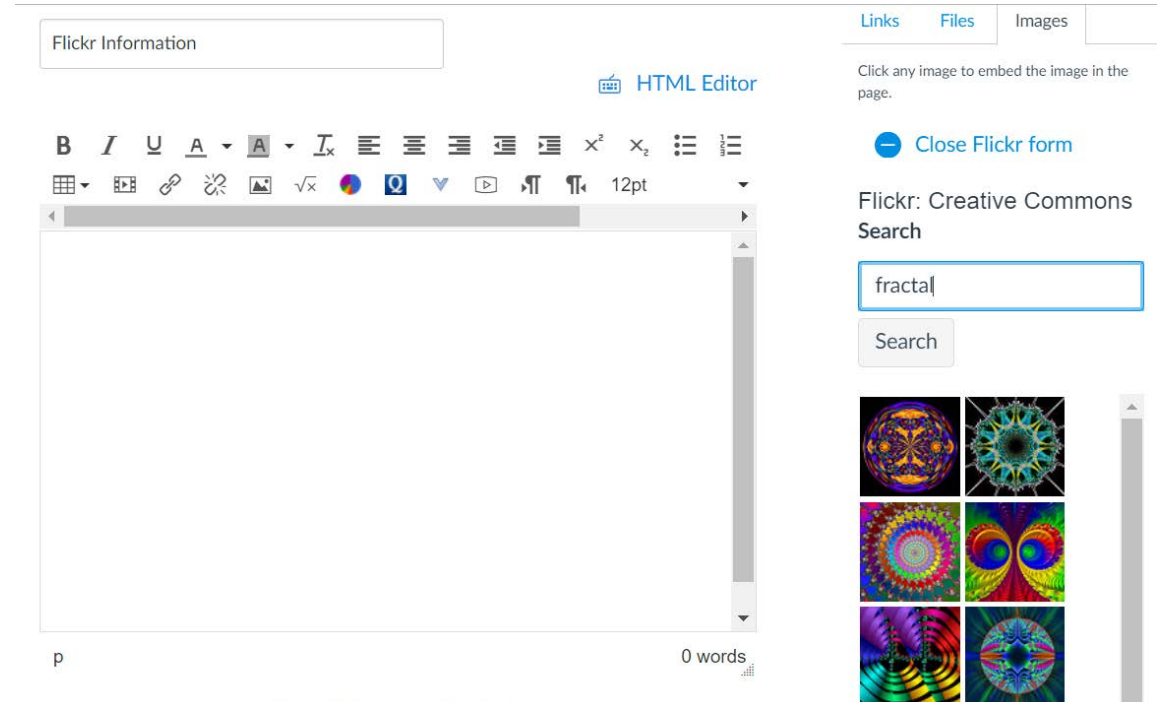
Until



UC CANVASCON

FLICKR

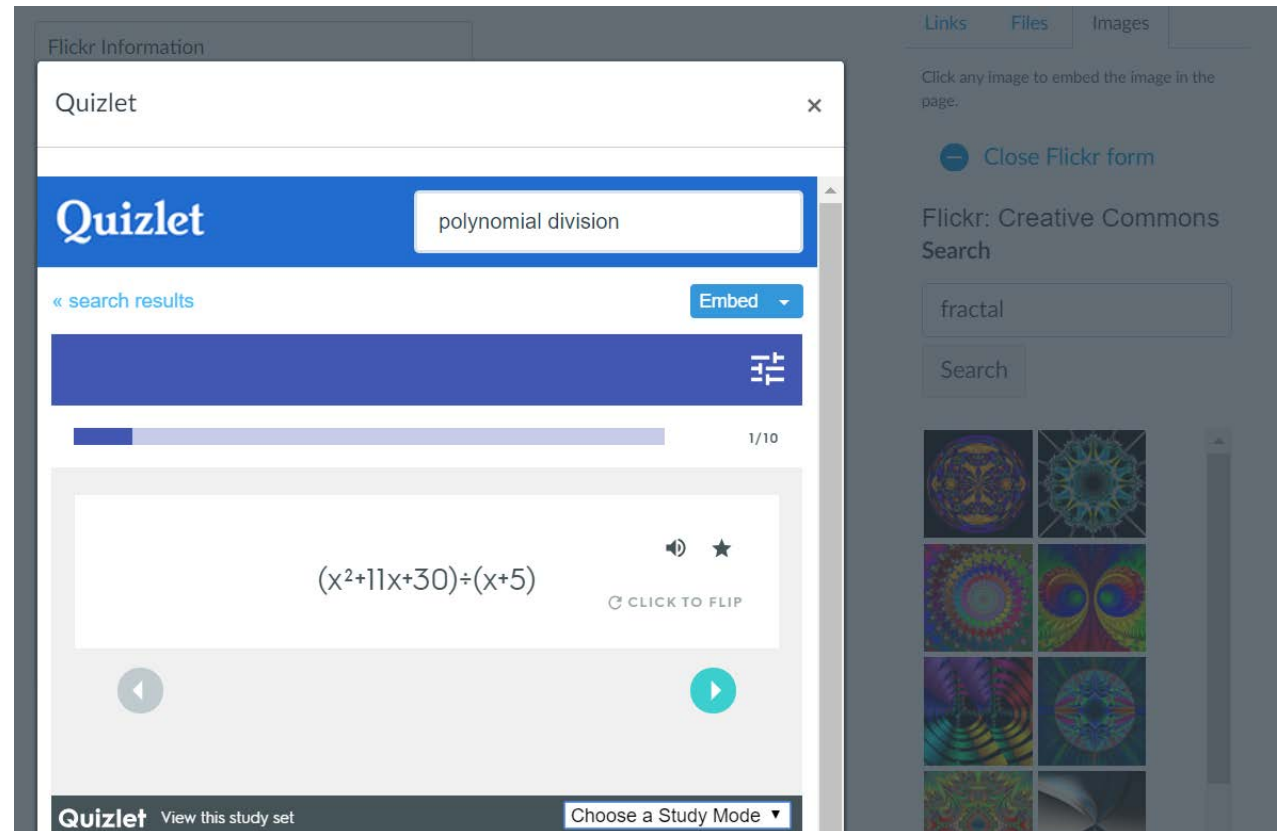
- Flickr is a site that includes a repository of images, including directions for attribution through Creative Commons licensing.
- In Canvas,
 - When building a new page or assignment, look to the right side Image menu and Search Flickr from there.
 - However, to view the Creative Commons license, you will need to go to Flickr.com, search for the same image and then double click for details.



UC CANVASCON

Quizlet

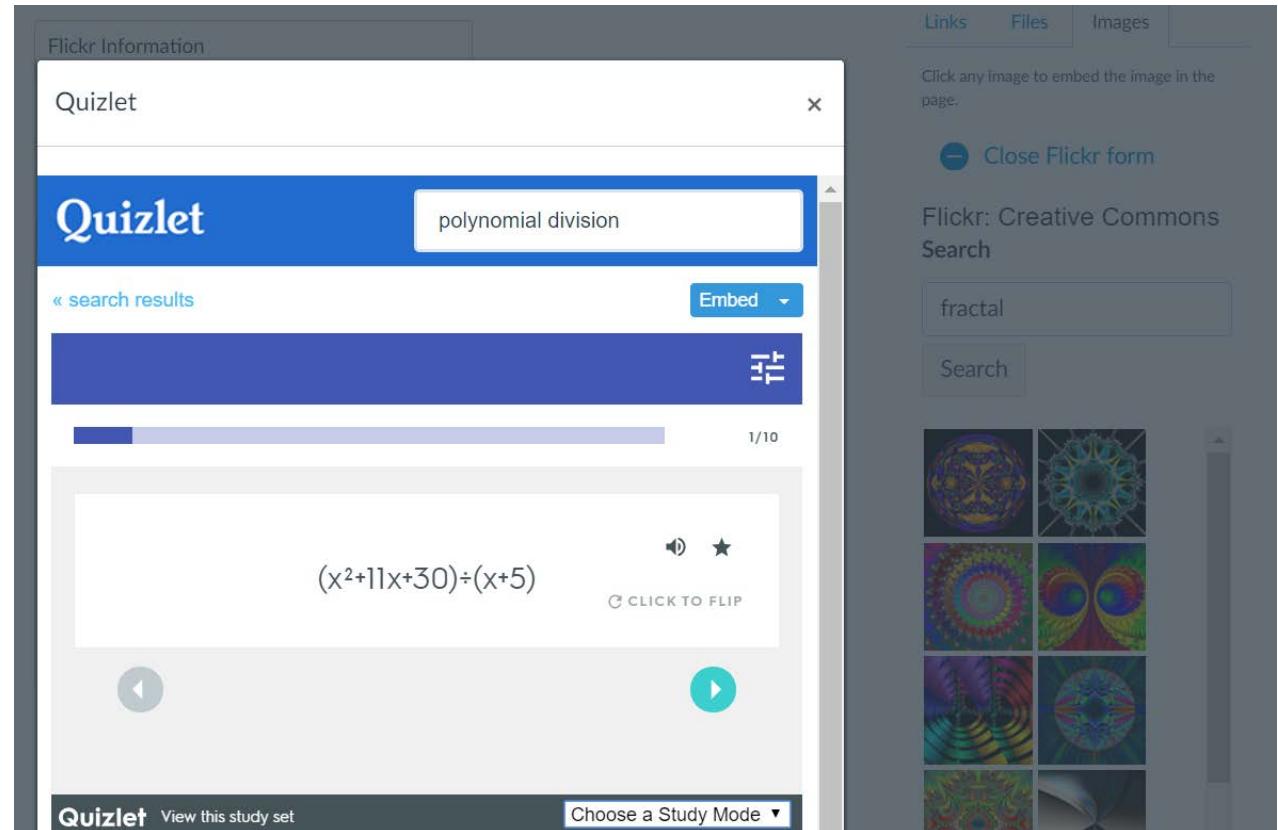
- Quizlet is a free study application that allows users to create and share study tools, such as flashcards and labelled diagrams. Quizlet can also generate study games that pull from the study tools created by users.
- Look for the Q icon when creating or editing an assignment.



UC CANVASCON

Khan Academy

- Khan Academy has grown from a series of instructional Youtube videos to now partner with several external groups and provide adaptive learning opportunities for users.
- Look for the leaf icon when creating or editing an assignment.



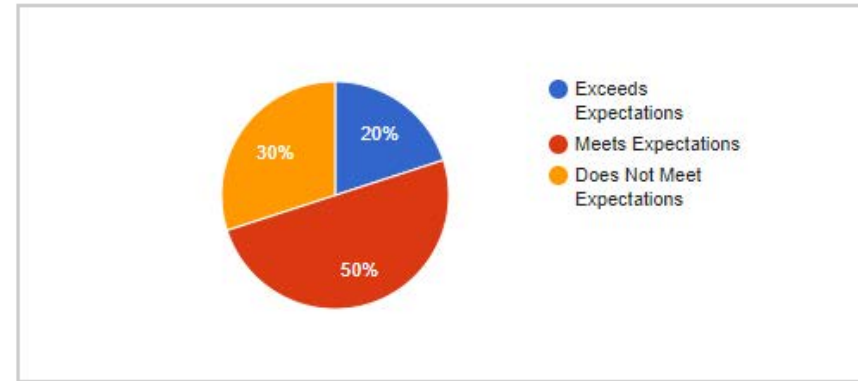
UC CANVASCON

Google Charts

- You can create charts and tables within Canvas Assignments by selecting the Google Charts tool (looks like a pie chart) when editing an assignment

Assignment 6

✓ Published [Edit](#)



Points 0

Submitting Nothing

Due

For

Available from

Until

UC CANVASCON

Other External Tools

- Additional external tools are available from the Course settings menu, Apps, See some LTI tools
- Search for Open Access to see the tools that you can install without purchasing a key.

External Apps


[View App Configurations](#)

Apps are an easy way to add new features to Canvas. They can be added to individual courses, or to all courses in an account. Once configured, you can link to them through course modules and create assignments for assessment tools.

[See some LTI tools](#) that work great with Canvas.

All Not Installed Installed

Filter by name



EduAppCenter.com

Apps Tutorials Updates Docs Submit Login

An open LTI™ app collection. Browse apps below or [learn more](#)

All Categories ▾ All Grade Levels ▾ All Platforms ▾ All Extensions ▾ All Access ▾ filter by keyword Reset

Showing 334 Apps

All Access Open Access Authenticated Sort Alphabetically Sort by Most Recent

IADLearning

IADLearning is a software that extends the capabilities of your Learning Management System (LMS) to offer your students a personalized learning experience.

Ogment

Ogment is an award-winning curriculum creation and management system that helps Canvas customers use the power of data to make improvements to curriculum and instruction.

MackinVIA

MackinVIA™ is a complete digital content management system created to provide schools with easy access to their collection of eBooks, digital audiobooks, online databases, approved web links,

THE WORLD ALMANAC KIDS

Infobase

The World Almanac® for Kids Online

The World Almanac® for Kids Online —The Trusted Source for Kid-Friendly Research on a Range of Subjects

UC CANVASCON

For more information...

- Canvas Guides:
<https://community.canvaslms.com/community/answers/guides/>
- Digital Learning Support Desk
403-320-3202 ext 5522
digitallearning@lethbridgecollege.ca

LC CANVASCON