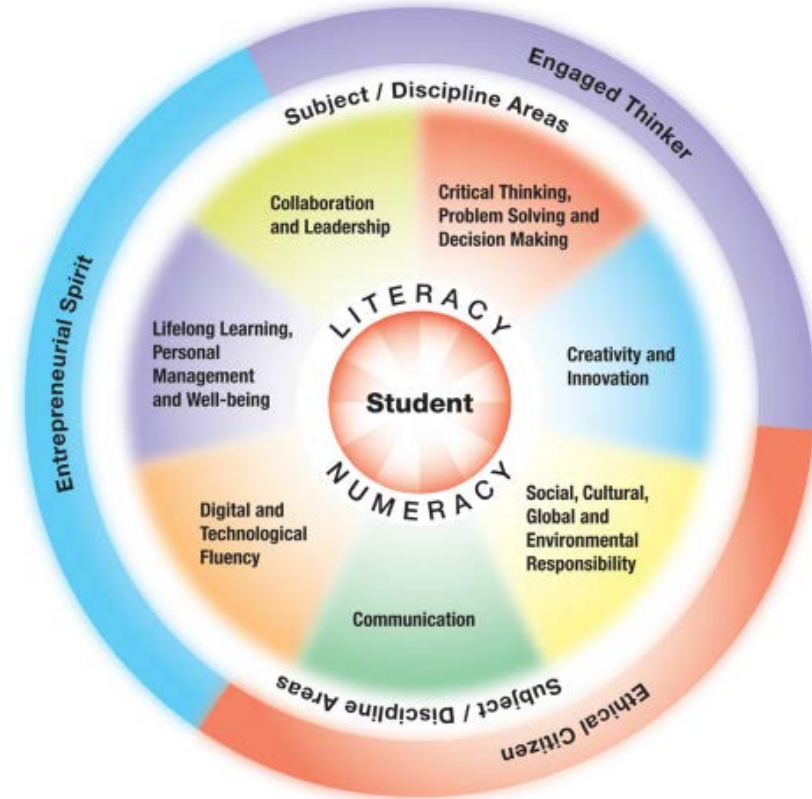
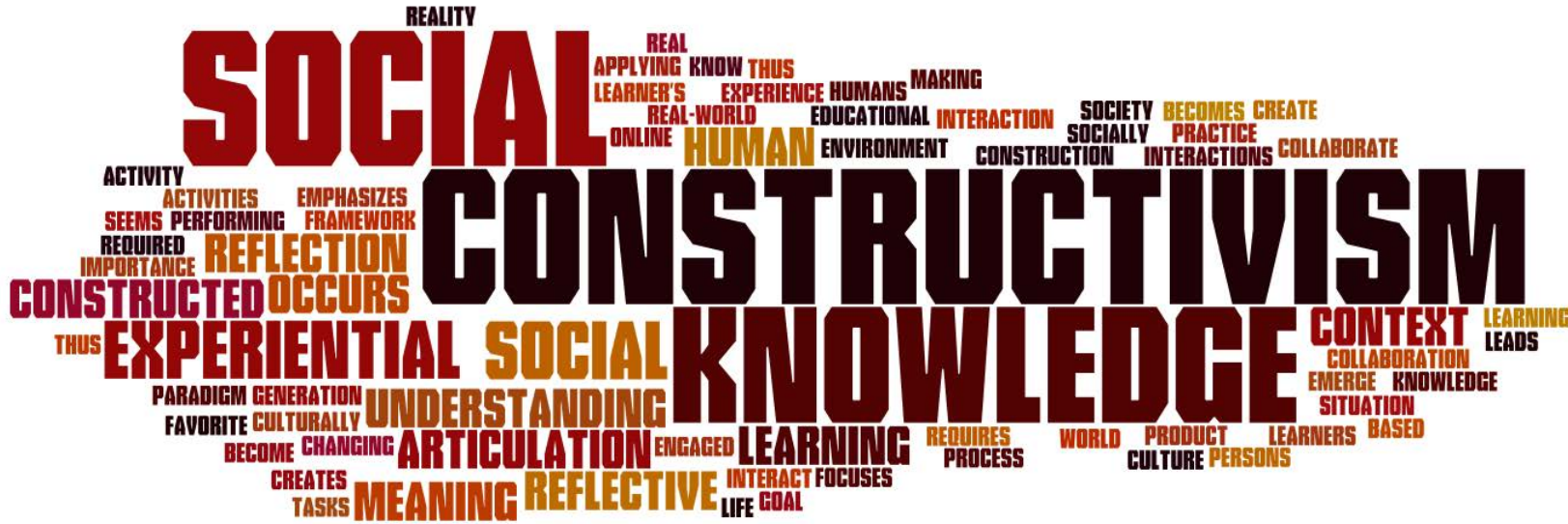


Making Groups Work for you in Canvas

UC CANVASCON

The Benefits of Group work



LC CANVASCON

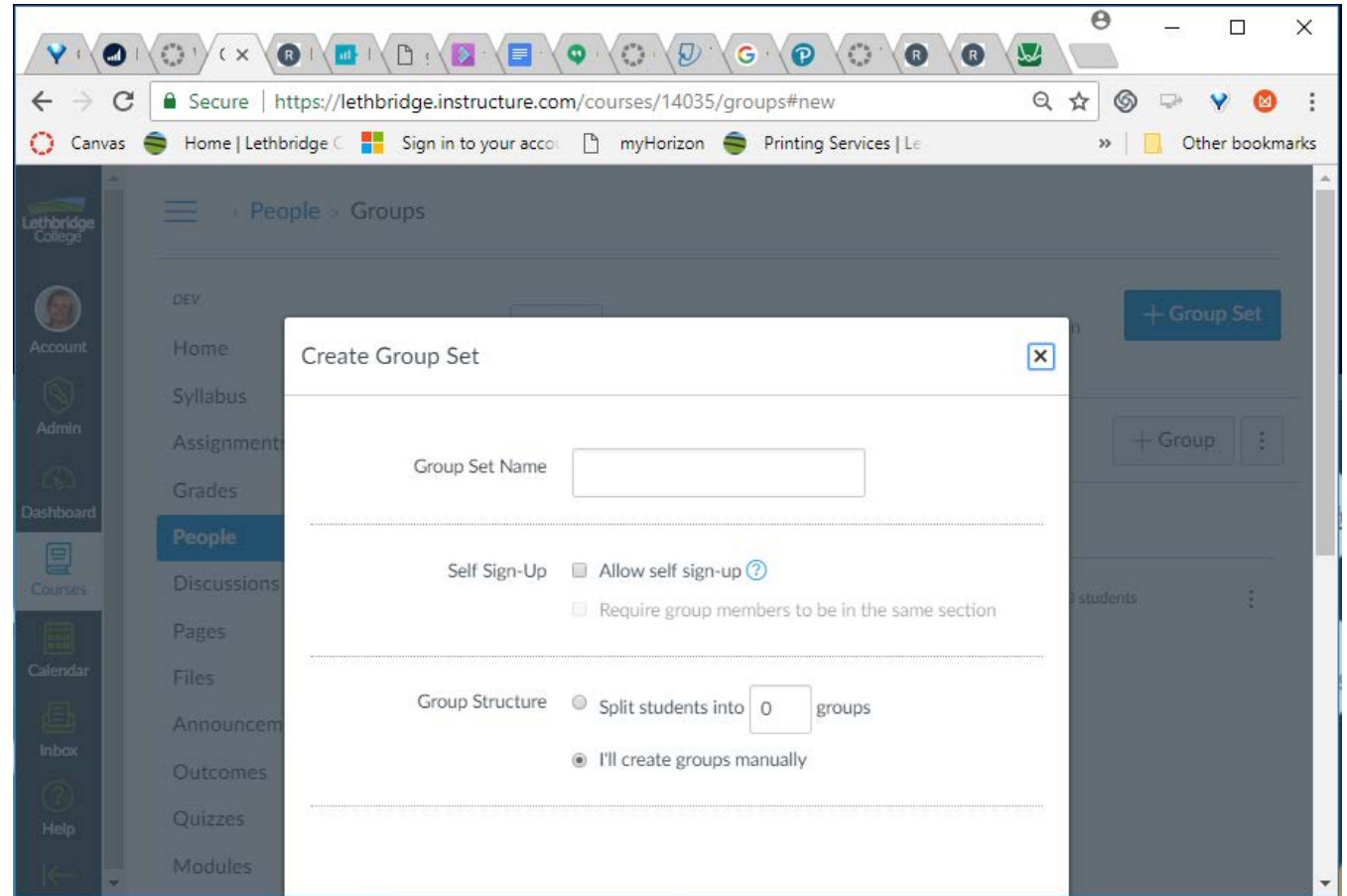
Groups in Canvas

- Canvas is designed to accommodate the learning activities that you would like your students to complete in groups, including
 - Group assignments
 - Group discussions
 - Group announcements
 - Group file sharing
 - Group meetings
 - Group appointments

UC CANVASCON

Creating Groups

- Can put students into groups yourself, or have them sign up.
- People, +Group Set
- You can assign a group leader if you like. This person can manage the members of the group and edit the group name.



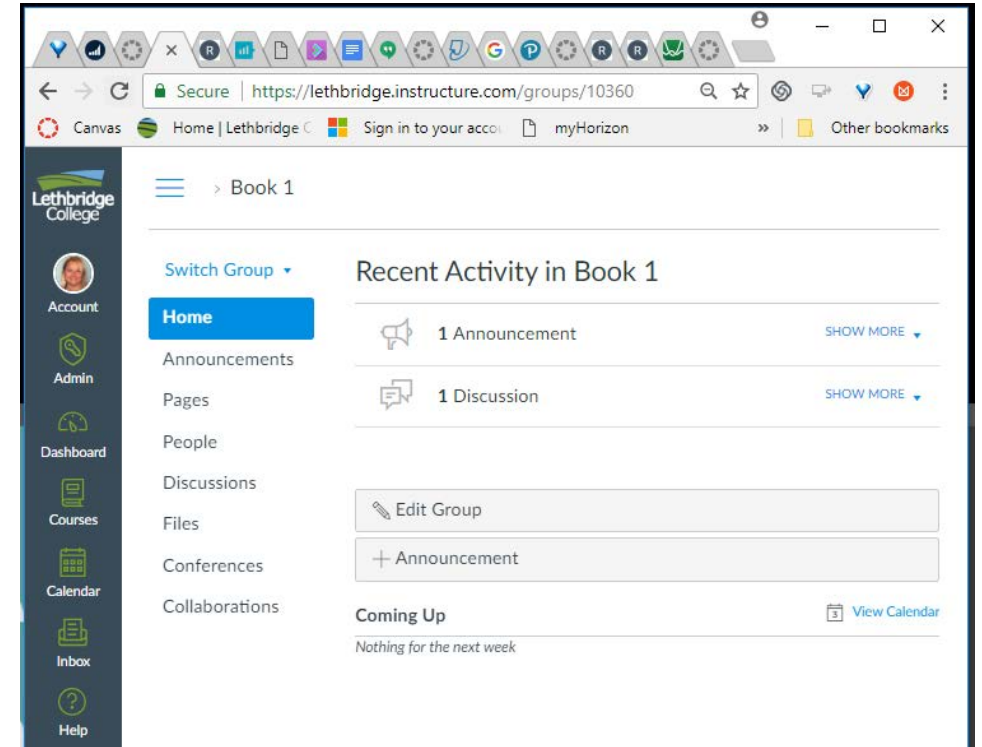
The screenshot shows a web browser window with the URL <https://lethbridge.instructure.com/courses/14035/groups#new>. The page is titled 'People > Groups'. A modal dialog box titled 'Create Group Set' is open. It contains the following fields and options:

- Group Set Name:** A text input field.
- Self Sign-Up:** A section with two checkboxes:
 - ☐ Allow self sign-up ?
 - ☐ Require group members to be in the same section
- Group Structure:** A section with two radio buttons:
 - ☐ Split students into groups
 - ☒ I'll create groups manually

LC CANVASCON

Group Homepages

- Student Groups have dedicated homepages, which are semi-private working spaces that include Announcements, Pages, People, Discussions, Files, Conferences and Collaborations for the group.
- Here, group members can participate in group discussions assigned to them, create their own group discussions, post announcements to group members, participate in group discussions, share files, organize Big Blue Button online conferences and Collaborate using Google Drive.
- Students can access group homepages from their dashboard.
- Canvas Guide: <https://community.canvaslms.com/docs/DOC-12815-415255495>



LC CANVASCON

Group Assignments

- Once you have created groups, you can assign assignments and discussions to them.
- Create a new assignment, check the “This is a Group Assignment” box.
- Choose the group set for the discussion, or create a new group set.
- Choose whether you would like to grade only one submission per group, or if you would like to grade all group members separately. This cannot be changed after submissions have been made. Grading can be completed via Speedgrader.
- You can set differentiated due dates so that each group has its own due date.
- Canvas Guides:
 - <https://community.canvaslms.com/docs/DOC-10107-415254248>
 - <https://community.canvaslms.com/docs/DOC-10178-415255006>

**** Groups must be created before you can make an assignment a group assignment****

Submission Type

Online ▼

Online Entry Options

☐ Text Entry

☐ Website URL

☐ Media Recordings

☐ File Uploads

Group Assignment

☒ This is a Group Assignment

☐ Assign Grades to Each Student Individually

Group Set

▼

New Group Category

Peer Reviews

☐ Require Peer Reviews

Moderated Grading

☐ Allow a moderator to review multiple independent grades for selected submissions

Assign

Assign to

Everyone ×

Due

Calendar icon

UC CANVASCON

Group Discussions

- When using Group Discussions, the discussion topics and instructions will display the same way for all students, however they will only interact within their group environment.
 - Create a new discussion, check the “This is a Group Discussion” box.
 - Choose the group set for the discussion, or create a new group set. *again, you cannot assign a discussion to a group set until users have been added to them.
 - Each student is graded individually, even for group discussions. These can be graded via Speedgrader.
 - You can set differentiated due dates so that each group has its own due date.
 - Canvas Guide: <https://community.canvaslms.com/docs/DOC-13039-415264224>
- ** Groups must be created before you can make an assignment a group assignment**

- Options
- ☐ Allow threaded replies
 - ☐ Users must post before seeing replies
 - ☐ Enable podcast feed
 - ☒ Graded
 - ☐ Allow liking

Group Discussion

☒ This is a Group Discussion

Group Set

Self Signup Discussion ▼

New Group Category

Points Possible

0

Display Grade as

Points ▼

Assign

Assign to

Everyone ×

Course Section

ReynoldsJ_SHELL

Athletes Test

Group

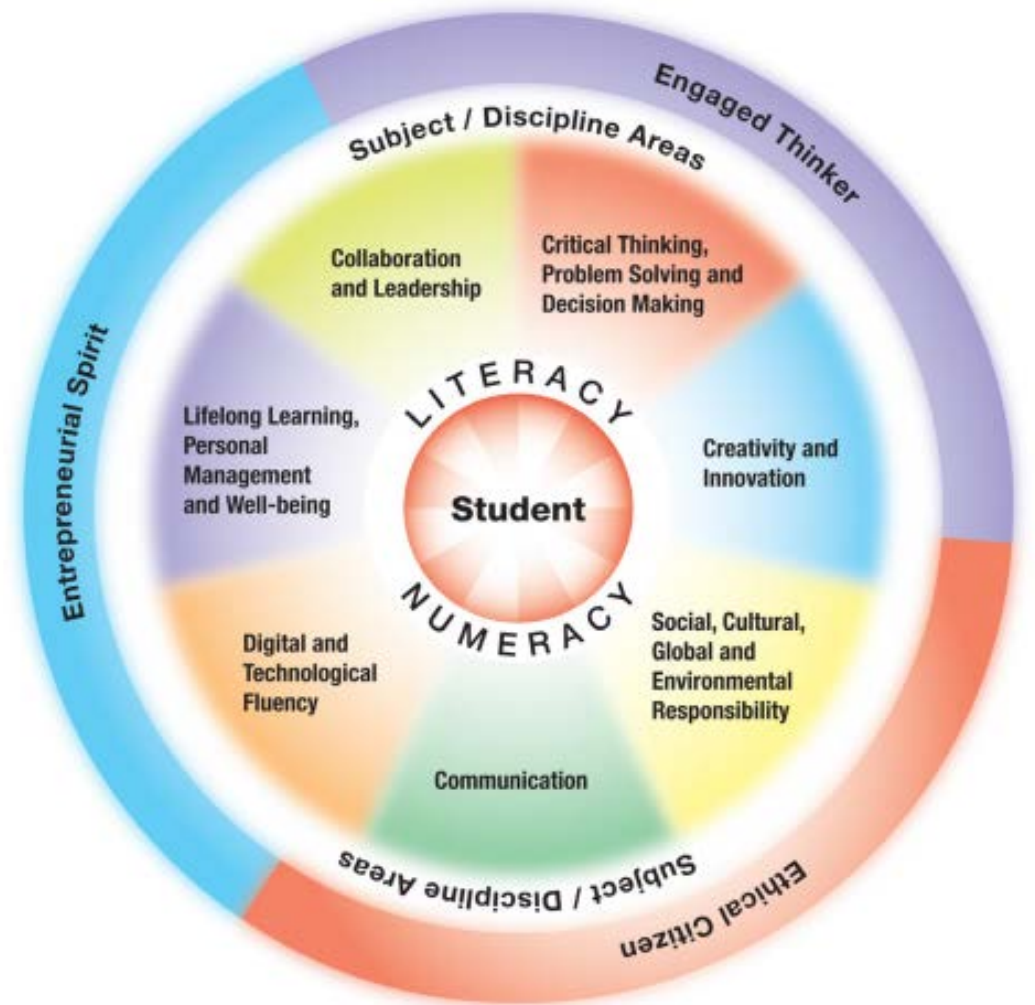
Self Signup Discussion 1

Student

UC CANVASCON

Benefits for Students

- Students practice 21st century skills
- Opportunity for students to become an active participants in developing how they will use Canvas



UC CANVASCON

Benefits for Instructors

- Student assignments can be graded once, and the same grade applied to all students in a group, making your grading process more efficient
- Increased participation in discussions when students work in smaller groups
- Group discussions can be assigned as a learning activity.
- Participation of group members can be monitored by the instructor on group homepages

References

- Alberta Education (2011). Framework for student learning : Competencies for engaged thinkers and ethical citizens with an entrepreneurial spirit. Retrieved from: <https://open.alberta.ca/dataset/4c47d713-d1fc-4c94-bc97-08998d93d3ad/resource/58e18175-5681-4543-b617-c8efe5b7b0e9/download/5365951-2011-framework-student-learning.pdf>
- Sweeny, Karen (2012). Social constructivism and social media. Retrieved from: <http://ssocialmedia4444.wordpress.comsocial-constructivism-social-mediasocial-constructivism>