

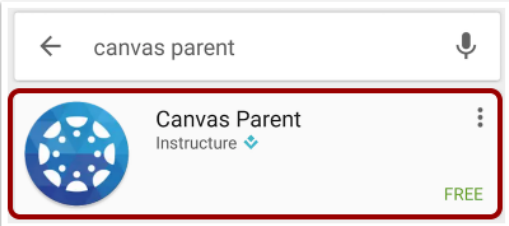



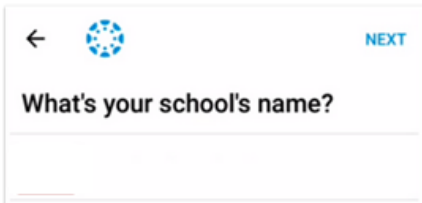


How to access your parent Observer Account on the Canvas Parent App. Android Mobile Devices.

 App details	
Version as at December 9, 2020	Version 3.3.3
Requirement	Android 6.0+
Step 1: Go to Google Play.	Step 2: Search for the App.
<p>Open your Android device and tap the Google Play Store icon.</p> 	<p>In the search field, type "Canvas Parent", then tap the full name when it appears.</p> 
Step 3: Click "Install" to download the App.	Step 4: Open the App.
<p>Click the "Install" button.</p> 	<p>When the app has downloaded and installed onto your device, you can access the app immediately by tapping the Open button.</p> 
Step 5: Click "Find my school".	Step 6: Find Heathdale.
	<p>Type "Heathdale" in the search box</p>  <p>When the College's full name appears in the search list, tap the name. Heathdale Christian College (Parents and External Users)</p>

Step 7: Sign in using your personal email.

Enter your personal email address (that has been previously registered as a HCC guest account) and password. You will then have access to view your student's canvas details through the mobile app.

Support

Please email servicedesk@heathdale.vic.edu.au