




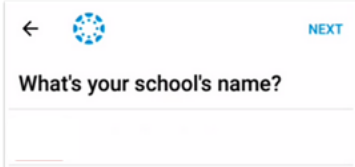


How to access parent Observer Account on the Canvas Parent App. iOS Mobile Device (iPhone/iPad/iPod Touch)

Version Details	
Version as at May 31, 2021	Version 3.5.0
Requirement	iOS 13.0 or later

The images in this guide are shown for a phone display, but unless otherwise noted, tablet displays mirror the same steps.

Step 1: Go to App Store	Step 2: Search for the App
<p>Open your iOS device and tap the App Store icon.</p> <div style="text-align: center; margin-top: 10px;">  </div>	<p>In the search field, type "Canvas Parent", then tap the full name when it appears.</p> <div style="text-align: center; margin-top: 10px;">  </div>
Step 3: Select and download the App	Step 4: Open the App
<p>Click on "Get" (or the cloud symbol depending on your iOS) version .</p> <div style="text-align: center; margin-top: 10px;">  </div> <p>Note: iTunes may ask for your iTunes password to download the app.</p>	<p>When the app has downloaded and installed onto your iOS device, you can access the app immediately by tapping the Open button.</p> <div style="text-align: center; margin-top: 10px;">  </div>
Step 5: Click "Find my school".	Step 6: Find Heathdale
<div style="text-align: center; margin-top: 20px;">  </div>	<p>Type "Heathdale" in the search box.</p> <div style="text-align: center; margin-top: 10px;">  </div> <p>When the College's full name appears in the search list, tap the name. Heathdale Christian College (Parents and External Users)</p>

Step 7: Sign in using your personal email.

Enter your personal email address (that has been previously registered as a HCC guest account) and password. You will then have access to view your student's canvas details through the mobile app.

Support

Please email servicedesk@heathdale.vic.edu.au