

BKI INVESTMENT COMPANY LIMITED

ABN: 23 106 719 868

29 August 2023

The Manager
Market Announcements Office
Australian Securities Exchange Limited
20 Bridge Street
SYDNEY NSW 2000



2023 Annual Report, Notice of AGM and Proxy Form

BKI Investment Company Limited (**BKI**) today dispatched to its shareholders the 2023 Annual Report, together with a Notice of Meeting and Voting Proxy Form for the 2023 Annual General Meeting (**2023 AGM**). A copy of each document is attached to this announcement and a copy of the 2023 Annual Report has also been placed on BKI's website at:

<https://bkilimited.com.au>

The 2023 AGM is scheduled to commence at 11:00am on Wednesday 8 November 2023 at the Brickworks Design Studio, 2 Barrack Street, Sydney NSW 2000.

Shareholders who are unable to attend in person may view the AGM live by webcast, details of which are contained in the Notice of Meeting.

A. Wong

Amanda Wong
Company Secretary

Business Overview - BKI Investment Company is a research driven, Listed Investment Company, investing for the long term in profitable, high yielding, well managed companies. Listed on the Australian Stock Exchange (BKI.ASX) with the equity portfolio managed by Contact Asset Management, an investment in BKI gives shareholders access to a diversified Australian equity portfolio.



CELEBRATING
20 YEARS

BKI INVESTMENT COMPANY LIMITED

2023

BKI INVESTMENT COMPANY LIMITED

ABN: 23 106 719 868

Annual Report
for the year ended 30 June 2023

Contents

Financial Highlights	1
Chair's Address	4
Portfolio Manager's Report	7
Directors' Report	12
Remuneration Report	17
Statement of Profit or Loss	23
Statement of Other Comprehensive Income	24
Statement of Financial Position	25
Statement of Changes in Equity	26
Statement of Cash Flows	27
Notes to the Financial Statements	28
Directors' Declaration	46
Independent Auditor's Report to the Members of BKI Investment Company Limited	47
Auditor's Independence Declaration	50
Shareholder Information	51
Corporate Directory	53

Financial Highlights

	Change			Jun 2023 \$'000	Jun 2022 \$'000
Revenue performance					
Total revenue – ordinary	up	15%	to	72,753	from 63,390
Special investment revenue	down	88%	to	4,998	from 42,713
Total income from ordinary activities	down	27%	to	77,751	from 106,103
Profits					
Operating result after tax – before special investment revenue	up	12%	to	65,068	from 58,086
Special investment revenue	down	88%	to	4,998	from 42,713
Net profit from ordinary activities after tax attributable to shareholders	down	31%	to	70,066	from 100,799
Net profit attributable to shareholders	down	31%	to	70,066	from 100,799
Portfolio					
Total portfolio value (including cash & receivables)	up	12%	to	1,390,008	from 1,236,581

	Change			Cents	Cents
Earnings per share (EPS)					
Basic EPS before special investment revenue and applicable tax	up	11%	to	8.68	from 7.84
Basic EPS after special investment revenue and applicable tax	down	31%	to	9.35	from 13.60
Dividends					
Interim – Ordinary	up	6%	to	3.700	from 3.500
Interim – Special	steady	0%	to	0.500	from 0.500
Final – Ordinary	up	10%	to	4.000	from 3.650
Final – Special	down	100%	to	–	from 1.000
Full Year Total	down	5%	to	8.200	from 8.650

10 Year Dividend History (cents per share)

30 June	2014	2015	2016	2017	2018	2019	2020	2021	2022	2023
Interim – Ordinary	3.45	3.55	3.60	3.60	3.625	3.625	3.625	2.00	3.50	3.70
Interim – Special	–	–	–	–	–	2.500	1.000	–	0.50	0.50
Final – Ordinary	3.50	3.65	3.65	3.70	3.700	3.700	2.320	3.00	3.65	4.00
Final – Special	–	–	–	–	–	–	–	–	1.00	–
Total	6.95	7.20	7.25	7.30	7.325	9.825	6.945	5.00	8.65	8.20

All ordinary and special dividends paid by BKI Investment Company Limited (“BKI”) since listing on the Australian Securities Exchange have been fully franked.

10 Year Net Tangible Asset (NTA) History (\$ per share)

30 June	2014	2015	2016	2017	2018	2019	2020	2021	2022	2023
NTA before tax	1.63	1.65	1.55	1.61	1.63	1.69	1.47	1.71	1.66	1.75
NTA after tax	1.51	1.53	1.47	1.52	1.54	1.58	1.43	1.59	1.58	1.64

Financial Highlights (continued)

List of Securities as at 30 June 2023

	Number of securities held	Market value \$'000	Portfolio weight %
Financials			
Macquarie Group Limited	655,182	116,373	8.37
Commonwealth Bank of Australia	917,528	92,001	6.62
National Australia Bank Limited	3,238,000	85,386	6.14
Suncorp Group Limited	1,531,408	20,659	1.49
Equity Trustees Limited	447,932	11,610	0.83
E&P Financial Group Limited	6,631,759	2,785	0.20
		328,814	23.65
Materials			
BHP Group Limited	2,640,000	118,774	8.54
Rio Tinto Limited	295,000	33,834	2.43
Ancor Limited	1,670,000	24,816	1.79
Brickworks Limited	436,209	11,629	0.84
Orora Limited	2,473,000	8,136	0.59
		197,189	14.19
Energy			
New Hope Corporation Limited	12,950,952	62,812	4.52
Woodside Energy Limited	1,652,925	56,927	4.09
Yancoal Australia Limited	3,485,000	15,961	1.15
Washington H Soul Pattinson & Co Limited	391,908	12,455	0.90
Ampol Limited	275,000	8,234	0.59
		156,389	11.25
Consumer Discretionary			
Wesfarmers Limited	1,228,000	60,590	4.36
Harvey Norman Holdings Limited	8,070,000	28,084	2.02
ARB Corporation Limited	978,590	27,988	2.01
		116,662	8.39
Industrials			
Transurban Group	3,485,952	49,675	3.57
Aurizon Holdings Limited	5,245,000	20,560	1.48
Lindsay Australia Limited	17,141,631	19,541	1.41
Smartgroup Corporation Limited	1,310,000	10,375	0.75
Reece Limited	515,499	9,573	0.69
IPH Limited	665,000	5,207	0.37
		114,931	8.27

List of Securities as at 30 June 2022 (continued)

	Number of securities held	Market value \$'000	Portfolio weight %
Consumer Staples			
Woolworths Group Limited	1,159,906	46,083	3.32
Coles Group Limited	1,129,102	20,798	1.50
Metcash Limited	3,621,084	13,615	0.97
Treasury Wine Estates Limited	905,155	10,165	0.73
		90,661	6.52
Utilities			
APA Group	8,775,389	85,033	6.12
		85,033	6.12
Health Care			
Sonic Healthcare Limited	1,262,000	44,889	3.23
Ramsay Health Care Limited	575,000	32,367	2.33
Regis Healthcare Limited	1,807,428	4,012	0.29
		81,268	5.85
Telecommunications			
Telstra Corporation Limited	9,725,000	41,818	3.01
TPG Telecom Limited	5,748,362	27,995	2.01
Tuas Limited	2,874,181	6,007	0.43
Nine Entertainment Co. Holdings Limited	2,300,000	4,519	0.33
		80,339	5.78
Property			
Goodman Group Limited	945,000	18,966	1.36
Stockland Corporation Limited	1,225,000	4,937	0.36
		23,903	1.72
Total Portfolio		1,275,189	91.74
Investment portfolio		1,275,189	91.74
Trading portfolio		-	-
Total Portfolio		1,275,189	91.74
Cash and dividends receivable		114,819	8.26
Total Investment Assets		1,390,008	100.00

The Group is a substantial shareholder in accordance with the *Corporations Act 2001* of Lindsay Australia Limited, holding 5.65% of the issued capital as at 30 June 2023. The Group is not a substantial shareholder in any other investee corporation as each equity investment represents less than 5% of the issued capital of the investee corporation.

Chair's Address

Dear Shareholders,

I am pleased to enclose the 20th Annual Report of BKI Investment Company Limited (BKI) for the year to 30 June 2023 ("FY2023").

Despite a strong performance from the equity markets in FY2023, the last year saw many challenges emerge. The aftermath of COVID19 and flooding the world economy with cash through global stimulus packages distributed during 2020 and 2021 became evident. The global economy has greatly benefited from a variety of stimulus packages over the last couple of years, creating a huge tailwind for households, consumers and businesses. Labour shortages have also endured, pushing up wages and other costs to businesses. Inventory shortages have continued to impact pricing and availability of goods and services across the world. In addition, the war in Ukraine continues to disrupt global energy supply.

These factors have led to a sharp rise in inflation, forcing Central Banks around the world to lift interest rates at an aggressive rate. In Australia, the official cash rate has increased from 0.85% in June 2022 to 4.10% in June 2023. This is the sharpest rise in rates ever.

Global equity markets were extremely strong for the year. Domestically the S&P/ASX 300 Accumulation Index generated a very robust 14.4% return for the year. Company profits led by Utilities, Energy, Resources and Communications improved and dividends paid by Australian equities increased again throughout the year.

The strong performance of the Australian equity market highlights that there is still likely large cash balances looking for opportunities. However, the dramatic rises in interest rates is beginning to take a toll on many parts of the economy. While we are positive on the future of the Australian economy, we are mindful of further interest rate increases, recession risks, the potential mortgage cliff, rental issues and a general slowdown of consumer spending.

Result Highlights

BKI's Revenue from investment portfolio was up 14.8% to \$72.8 million. The result was boosted by higher ordinary dividends received over the last year from New Hope Corporation, Woodside Energy, Telstra Corporation, Yancoal Australia, Lindsay Australia and Macquarie Group.

BKI's interest received was \$1.6 million, up substantially on FY2022 following a significant rise in interest rates during the year. BKI's Net Operating Profit After Tax, before special investment revenue, was a record \$65.1 million, an increase of 12.0% over the previous corresponding period. BKI's basic earnings per share before special investment revenue was 10.8% higher to 8.68 cents per share.

Special Investment Revenue was lower in FY2023, following the \$42.7 million in special dividends received in FY2022. Special Dividends received in FY2023 from New Hope Corporation, Ampol Limited and Smartgroup Limited totalled \$5.0 million.

BKI's Net Operating Profit After Tax, including special investment revenue for FY2023 of \$70.1 million, fell 31.3% on the previous corresponding period. BKI's FY2023 basic earnings per share, including special investment revenue, was 9.35 cents per share.

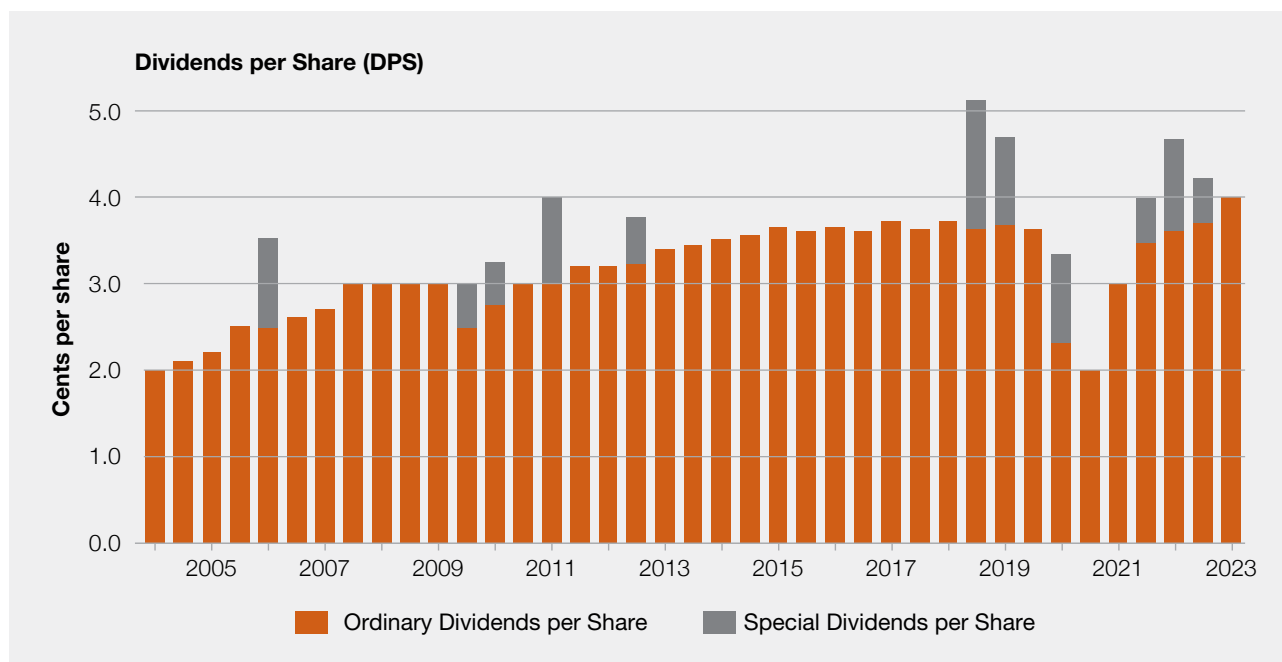
Dividends

The BKI Board has declared a final ordinary dividend of 4.00cps, up 10% from 3.65cps in the previous corresponding period. This 4.00cps ordinary dividend is the highest ordinary dividend paid by BKI in its 20 years and takes total dividends paid for the FY2023 year to 8.20cps.

Including the payment of the FY2023 dividend, BKI has now paid out over \$1.31 per share in dividends since listing on the ASX twenty years ago. Including franking credits BKI has paid out over \$1.0 billion to Shareholders since IPO.

Based on the FY2023 dividends of 8.20cps, the current historical BKI grossed up dividend yield is 6.8% based on a tax rate of 30% and a share price of \$1.73, as at 30 June 2023.

Chair's Address (continued)



Dividend Key Dates

The last trading date to be eligible for the FY2023 Final Dividend is Thursday 10 August 2023. Key dates for the fully franked final dividend are as follows:

Key Dates	
BKI Announce Full Year FY2023 Results	Wednesday 19 July 2023
Last trading date to be eligible for dividend	Thursday 10 August 2023
Ex-dividend Date	Friday 11 August 2023
Record Date	Monday 14 August 2023
DRP Nomination	Tuesday 15 August 2023
Dividend Payment Date	Tuesday 29 August 2023
Annual General Meeting	Wednesday 8 November 2023

Dividend Reinvestment Plan (DRP)

The BKI Board has confirmed that BKI's Dividend Reinvestment Plan (DRP) will be maintained offering shareholders the opportunity to acquire further ordinary shares in BKI. The DRP will not be offered at a discount. The last day to nominate for participation in the DRP is Tuesday 15 August 2022.

To complete a DRP form please follow the link: <https://bkilimited.com.au/dividend-information/>

The DRP price will be calculated using the average of the daily volume weighted average sale price of BKI shares sold in the ordinary course of trading on the ASX during the 5 trading days after, but not including, the Record Date (Monday 14 August 2022).

Chair's Address (continued)

Management Expense Ratio (MER)

BKI's MER as at 30 June 2023 was 0.18%. The Board and Portfolio Managers are shareholders in BKI. We invest for the long term and do not charge excessive external portfolio management fees or any performance fees. Our focus is on creating wealth for all shareholders by keeping costs low, increasing fully franked dividends and generating capital growth over the long-term. BKI has no debt and thus shareholder returns are not diluted by interest payable on such a facility.

BKI's MER continues to compare very favourably to other externally managed LICs, ETFs and managed funds in the domestic market that provide a similar broad-based exposure to Australian equities.

Outlook

Post the COVID19 years we continue to experience the secondary effects of flooding the world economy with cash through global stimulus packages distributed during 2020 and 2021. These actions have led to a sharp rise in inflation, forcing Central Banks around the world to lift interest rates at an aggressive rate. We expect to see further challenges emerge following high inflation and rising interest rates over the short to medium term.

However, as we have explained many times before, despite times of uncertainty there are always opportunities to invest within equity markets. Our goal is to always invest in high quality businesses with a strong balance sheet, competitive advantage and managed by capable and trustworthy people. We seek to invest in businesses that will pay us an attractive and sustainable dividend stream throughout the cycle.

In this environment we target those companies that are more defensive in nature and display a competitive advantage. Those companies who have pricing power and the ability to pass on prices to their customers to ensure continued profitability, earnings growth and dividend growth for our shareholders should perform well. We aim to invest in these businesses at a reasonable price with a view of holding them for the long-term.

BKI holds a portfolio of high-quality dividend paying stocks and has no debt. We are well positioned to take advantage of any market opportunity which may present itself over the year ahead with 8.3% of the portfolio currently in cash.



Robert Millner AO
Chair

Portfolio Manager's Report

Dear Shareholders,

Contact Asset Management, as the Investment Manager of BKI Investment Company, is pleased to include our Investment Report for FY2023.

Market Commentary

In FY2022, most Global equities fell hard on increased concerns over rising inflation and the chance of an economic recession. However, a year on and following a wave of negative sentiment and monetary policy headwinds, the returns for FY2023 in Global equities markets have been quite extraordinary. The following chart is illustrative.



Central Bank action continues to be a major focus for markets. In June 2023, the Bank of England (BoE) upped the ante on Britain's chronic inflation, headline inflation 8.7%, by raising its benchmark rate by 50bps to 5.0%; its highest level since September 2008. The BoE flagged that more action might be needed, as it monitors faster than expected wages growth, relatively buoyant consumer spending, and sticky inflation in the services sector. The Bank of Canada defied expectations by restarting its interest-rate tightening campaign, raising their official cash rate by +25bps to 4.75% saying the economy is running too hot. In the US, more US FOMC hikes are likely if Powell is right, with Powell telling senators that officials think "it will be appropriate to raise rates again this year, and perhaps twice".

In Australia, the labour market shows no sign of slowing, supported by still elevated job vacancies amid mixed economic conditions. The unemployment rate held steady at 3.60%, with 76k jobs added in May. The RBA lifted rates for the 10th time in FY2023 in early May, taking the RBA cash rate to 4.10%. This latest hike by the RBA was unexpected.

Portfolio Manager's Report (continued)

The positive news on domestic inflation arrived late in the year. The closely watched CPI number for May was lower than expected at 5.6% versus expectations of a 6.1% increase (and notably lower than the 6.8% printed in April). Market economists remain divided on whether the RBA needs to continue increasing rates in the coming months.

On that topic, the wave of interest rate rises is certainly impacting consumer confidence and market analysts have eased earnings expectations for the market in recent months. Earnings per Share (EPS) expectations on a 12-month forward basis for the S&P/ASX 300 is -3.6% and Dividends per Share (DPS) growth is -3.0%. The Price to Earnings Multiple (P/E) of the market is just under 16x (based on a 12-month forward basis) and the current dividend yield for the market is just under 3.9%.

Commodity prices have been mixed, however companies producing Iron Ore, Oil and Gas, Thermal and Met Coal, Nickel and Copper are still generating enormous profits. The Australian Dollar also continues to trade under US\$0.70, and ended the year at US\$0.67 providing a tailwind for those commodity focused companies reporting in US Dollars.

Iron ore has bounced back to US\$113/t, having flirted with US\$100/t in May. Having recently broken through US\$2,000/oz in April, gold prices have generally tracked lower and ended June at \$1,912/oz. Despite day-to-day volatility, oil prices (WTI) continue to hover around the US\$70/bbl range. Thermal coal traded lower throughout the June quarter and closed the period just under US\$150/t. The energy market is expected to get more support as we approach the northern hemisphere winter later in 2023.

Portfolio Movements

In the first half of FY2023, we invested \$34 million adding to positions in Ampol Limited, Equity Trustees, Orora Limited, ARB Corporation and Harvey Norman Holdings. Three new names were added to the BKI portfolio, including Yancoal Australia, Nine Entertainment and James Hardie.

In the second half of FY2023, BKI invested a further \$70 million, including National Australia Bank, Yancoal Australia, Sonic Healthcare, Telstra Corporation, Wesfarmers, Smart Group and Ramsay Healthcare. BKI realised approximately \$49 million worth of sales with the exit of positions in Invocare Limited, Pandal Group, Perpetual Limited and James Hardie.

As at the end of June 2023, there were 39 stocks within the BKI Portfolio, with the Top 25 holdings and cash accounting for 92.0% of the total Portfolio. The Investment Portfolio (including cash) was valued at \$1.39 billion, with the cash position of \$115 million representing 8.3%.

BKI Share Purchase Plan (SPP)

BKI recently completed a SPP, raising \$73 million. The SPP provided existing shareholders the opportunity to subscribe for up to \$30,000 worth of new BKI shares, without incurring brokerage. SPP Shares are eligible for the fully franked final dividend of 4.00cps. Each Director participated for the maximum amount of \$30,000 new SPP Shares. The SPP Issue Price of \$1.66 represented an 8% discount to BKI's Pre-tax NTA.

The SPP funds are being used to continue to deliver on BKI's investment strategy by investing for the long term in profitable, high income producing, well managed companies. BKI believes that the current market is offering an attractive opportunity for the long-term investor with many companies within the BKI portfolio offering:

- Fully franked dividends that are growing and an attractive yield
- Growth prospects and a reasonable Return on Equity with which to reinvest
- Sound Balance Sheets
- Good Management Teams
- Attractive Valuation Metrics

Portfolio Manager's Report (continued)

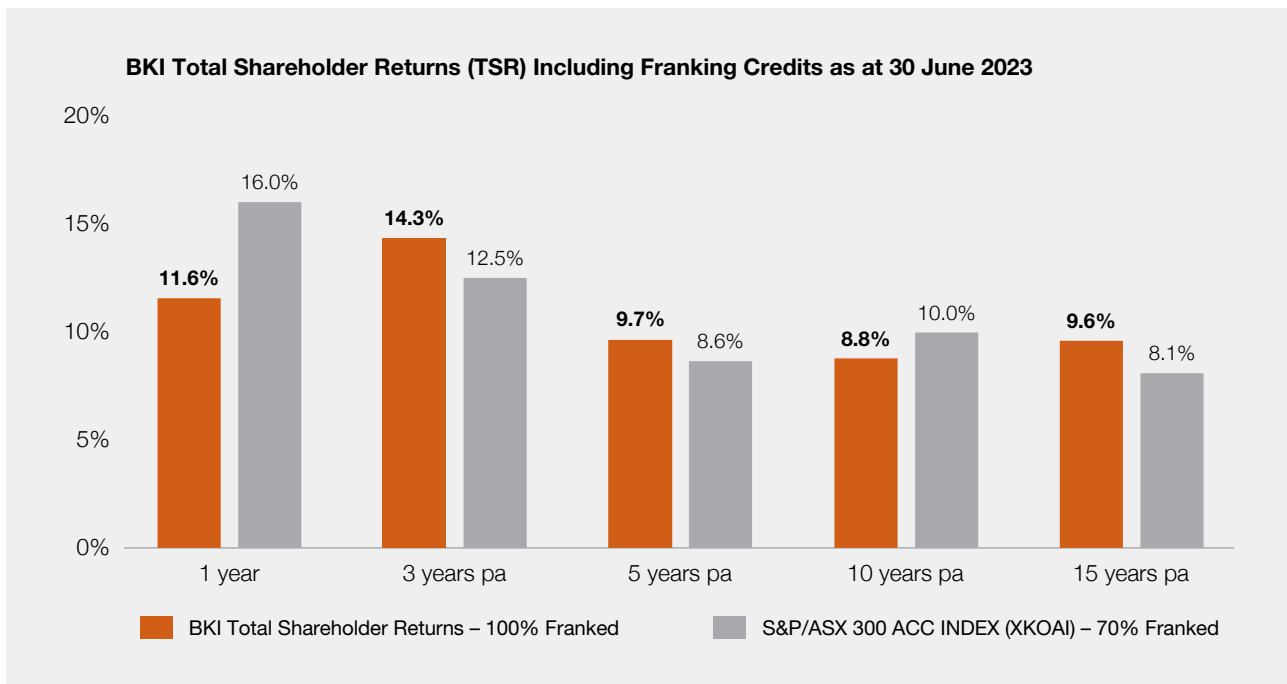
Top 25 Investments

	Dates	% of Total Portfolio
1	BHP Group Limited	8.5%
2	Macquarie Group Limited	8.4%
3	Commonwealth Bank of Australia	6.6%
4	National Australia Bank Limited	6.1%
5	APA Group	6.1%
6	New Hope Corporation Limited	4.5%
7	Wesfarmers Limited	4.4%
8	Woodside Energy Limited	4.1%
9	Transurban Group	3.6%
10	Woolworths Group Limited	3.3%
11	Sonic Healthcare Limited	3.2%
12	Telstra Corporation Limited	3.0%
13	Rio Tinto Limited	2.4%
14	Ramsay Health Care Limited	2.3%
15	Harvey Norman Holdings Limited	2.0%
16	TPG Telecom Limited	2.0%
17	ARB Corporation Limited	2.0%
18	Amcor Limited	1.8%
19	Coles Group Limited	1.5%
20	Suncorp Group Limited	1.5%
21	Aurizon Holdings Limited	1.5%
22	Lindsay Australia Limited	1.4%
23	Goodman Group Limited	1.4%
24	Yancoal Australia Limited	1.1%
25	Metcash Limited	1.0%
	Cash and cash equivalents	8.3%
	Total of top 25 plus cash and cash equivalents	92.0%

Portfolio Manager's Report (continued)

Performance

For the year to 30 June 2023, BKI's Total Shareholder Return was positive 9.2%. The S&P/ASX 300 Accumulation Index returned 14.4% for the same period. BKI's Total Shareholder Returns including franking credits for the year to 30 June 2023 was positive 11.6%, compared to the index return of 16.0%.



Above – BKI Total Shareholder Returns (TSR) Including Franking Credits as at 30 June 2023.

BKI's Net Portfolio Return (after all operating expenses, provisions and payment of both income and capital gains tax and the reinvestment of dividends) for the year to 30 June 2023 was positive 10.7% compared to the S&P/ASX 300 Accumulation Index which returned 14.4% for the same period.

The BKI Portfolio has benefited from its exposure to Energy and in particular the large overweight positions in New Hope Corporation, delivering a total shareholder return of 55.4% for the year, and Woodside returning 22.7%.

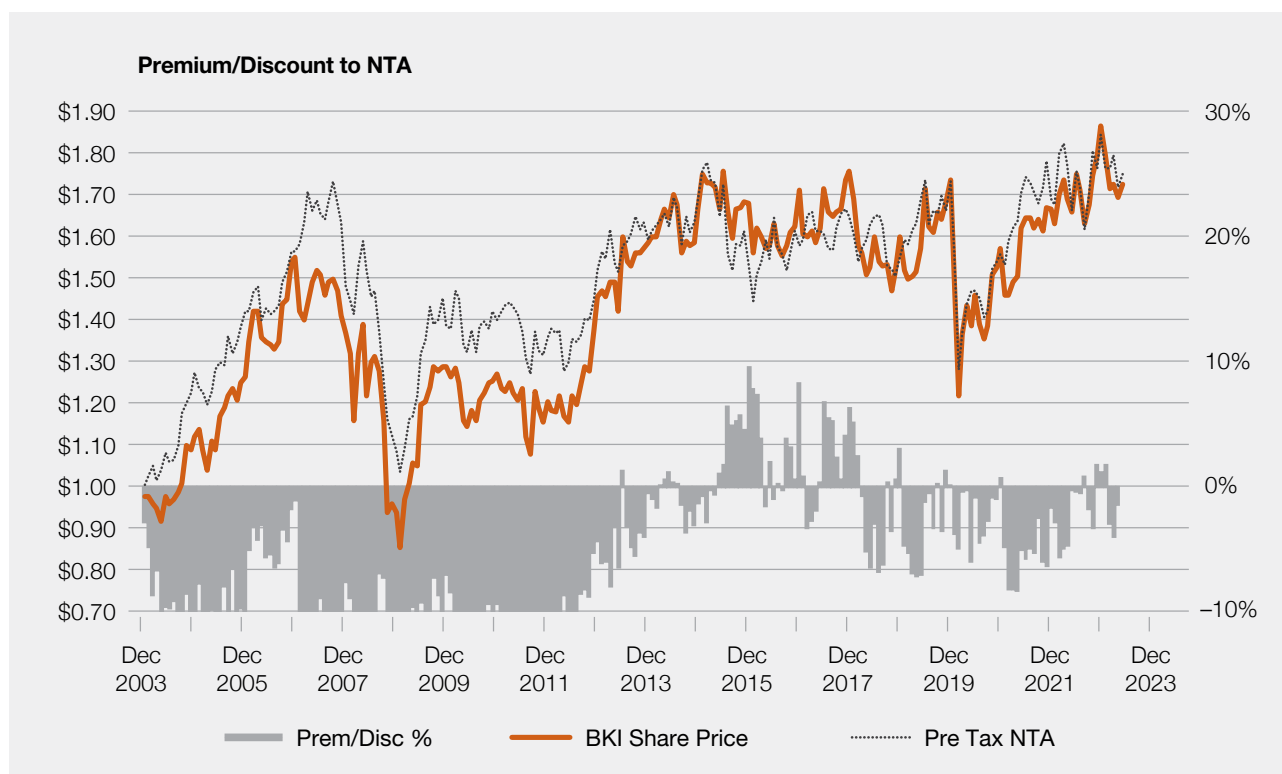
Some of BKI's other quality core portfolio positions including Lindsay Australia, Washington H Soul Pattinson, Suncorp Group, BHP Group, Wesfarmers Limited and Telstra Corporation also delivered above index returns for the year.

Negative contributors to the performance of the portfolio included the consumer-focused businesses including Amcor, Metcash Limited, Orora Limited, Harvey Norman and ARB Corporation.

Portfolio Manager's Report (continued)

Premium / Discount to NTA

BKI's Pre-Tax Net Tangible Assets as at 30 June 2023 was \$1.75, and represented a 1.5% discount to the BKI share price.



Above – BKI's Premium/Discount over the last 20 years.

Research and Ratings

BKI currently has a Recommended rating from LONSEC, a Recommended-Plus rating from Independent Investment Research (IIR) and a Neutral rating from Morningstar.

Tom Millner and Will Culbert

Contact Asset Management

Directors' Report

The Directors present their report, together with the financial statements, on the consolidated entity (referred to hereafter as the 'Group') consisting of BKI Investment Company Limited (referred to hereafter as the 'Company' or 'parent entity') and the entities it controlled at the end of, or during, the year ended 30 June 2023.

Directors

The following persons were directors of BKI Investment Company Limited during the whole of the financial year and up to the date of this report, unless otherwise stated:

Robert Dobson Millner AO	Non-Executive Director and Chair
David Capp Hall AM	Non-Executive Director
Ian Thomas Huntley	Non-Executive Director
Alexander James Payne	Non-Executive Director
Jacqueline Ann Clarke	Non-Executive Director

Principal activities

The principal activities of the Group are that of a Listed Investment Company (LIC) primarily focused on long-term investment in ASX listed securities. There were no significant changes in the nature of those activities during the year.

Dividends

Dividends paid during the financial year were as follows:

	Consolidated	
	2023 \$'000	2022 \$'000
Final ordinary dividend for the year ended 30 June 2022 of 3.65 cents per share (2021: 3.00 cents per share) fully franked at the tax rate of 30%, paid on 30 August 2022	27,122	22,170
Final special dividend for the year ended 30 June 2022 of 1.00 cent per share (2021: nil cents per share) fully franked at the tax rate of 30%, paid on 30 August 2022	7,431	–
Interim ordinary dividend for the year ended 30 June 2023 of 3.70 cents per share (2022: 3.50 cents per share) fully franked at the tax rate of 30%, paid on 28 February 2023	27,589	25,874
Interim special dividend for the year ended 30 June 2023 of 0.50 cents per share (2022: 0.50 cents per share) fully franked at the tax rate of 30%, paid on 28 February 2023	3,728	3,756
Total dividends paid	65,870	51,800

Operating results

BKI's Revenue from its investment portfolio was up 14.8% to \$72.8 million. The result was boosted by higher ordinary dividends received over the last year from New Hope Corporation, Woodside Energy, Telstra Corporation, Yancoal Australia, Lindsay Australia and Macquarie Group.

BKI's interest received was \$1.6 million, up substantially on FY2022 following a significant rise in interest rates during the year. BKI's Net Operating Profit After Tax, before special investment revenue, was a record \$65.1 million, an increase of 12.0% over the previous corresponding period. BKI's basic earnings per share before special investment revenue was 10.8% higher to 8.68 cents per share.

Special Investment Revenue was lower in FY2023, following the \$42.7 million in special dividends received in FY2022. Special Dividends received in FY2023 from New Hope Corporation, Ampol Limited and Smartgroup Limited totalled \$5.0 million.

Directors' Report (continued)

BKI's Net Operating Profit After Tax, including special investment revenue for FY2023 of \$70.1 million, fell 31.3% on the previous corresponding period. BKI's FY2023 basic earnings per share, including special investment revenue, was 9.35 cents per share.

For the year to 30 June 2023, BKI's Total Shareholder Return was positive 9.2%. The S&P/ASX 300 Accumulation Index returned 14.4% for the same period. BKI's Total Shareholder Returns including franking credits for the year to 30 June 2023 was positive 11.6%, compared to the Index return of 16.0%.

BKI's Net Portfolio Return (after all operating expenses, provisions and payment of both income and capital gains tax and the reinvestment of dividends) for the year to 30 June 2023 was positive 10.7% compared to the S&P/ASX 300 Accumulation Index which returned negative 14.4% for the same period.

Review of operations

Operating expenses increased to \$2.4 million (2022: \$2.1 million) with BKI's MER increasing to 0.18% (2022: 0.17%). BKI's MER continues to compare very favourably to other externally managed LICs, ETFs and managed funds in the domestic market that provide a similar broad-based exposure to Australian equities.

In the first half of FY2023, BKI invested \$34 million, adding to positions in Ampol Limited, Equity Trustees, Orora Limited, ARB Corporation and Harvey Norman Holdings. Three new names were added to the BKI portfolio, including Yancoal Australia, Nine Entertainment and James Hardie.

In the second half of FY2023, BKI invested a further \$70 million, including National Australia Bank, Yancoal Australia, Sonic Healthcare, Telstra Corporation, Wesfarmers, Smart Group and Ramsay Healthcare. BKI realised approximately \$49 million worth of sales with the exit of positions in Invocare Limited, Pandal Group, Perpetual Limited and James Hardie.

As at the end of June 2023, there were 39 stocks within the BKI Portfolio, with the Top 25 holdings and cash accounting for 92.0% of the total Portfolio. The Investment Portfolio (including cash) was valued at \$1.39 billion, with the cash position of \$115 million representing 8.3%.

Financial position

Net assets of the Group increased during the year to \$1,301.1 million (2022: \$1,171.6 million) as a result of raising \$73 million by way of Share Purchase Plan and the increased value of the investment portfolio.

Employees

The Group had no employees as at 30 June 2023 (2022: nil).

Significant changes in the state of affairs

There were no significant changes in the state of affairs of the Group during the financial year.

Matters subsequent to the end of the financial year

Since the end of the year the Directors have declared a final ordinary dividend for the year ended 30 June 2023 of 4.00 cents per share fully franked at the tax rate of 30%, payable on 29 August 2023, but not recognised as a liability at the year end.

No other matter or circumstance has arisen since 30 June 2023 that has significantly affected, or may significantly affect the Group's operations, the results of those operations, or the Group's state of affairs in future financial years.

Likely developments and expected results of operations

The operations of the Group will continue with planned long-term investments in Australian equities and fixed interest securities. The Group will continue its strategy of investing for the long term in a portfolio of assets to deliver shareholders an increasing income stream and long-term capital growth. The success of this strategy will be strongly influenced by the performance of the underlying investee companies, their share price movements, and capital management and income distribution policies.

Directors' Report (continued)

The performance of these companies will be influenced by general economic and market conditions such as economic growth rates, interest rates and inflation. Performance could also be influenced by regulatory change. These external conditions are difficult to predict and not within the control of the Group, making it difficult to forecast the future results of the Group.

However, BKI is a research driven, long-term manager focusing on investing in well managed, profitable companies, focusing on the merits of individual companies rather than market and economic trends. BKI will continue to implement prudent business practice to allow the achievement of the Group's Corporate Objectives and Business Strategy.

Environmental regulation

The Group is not subject to any significant environmental regulation under Australian Commonwealth or State law.

Information on directors

Robert Dobson Millner AO FAICD
Non-Executive Director and Chair

Experience and expertise:

Mr Millner was appointed Non-executive Chair upon the Company's formation in October 2003. Mr Millner has extensive experience in the investment industry.

Other current directorships:

- Washington H Soul Pattinson and Company Limited (appointed 1984, Chair since 1998)
- New Hope Corporation Limited (appointed 1995, Chair since 1998)
- Brickworks Limited (appointed 1997, Chair since 1999)
- Apex Healthcare Berhad (appointed 2000)
- TPG Telecom Limited (appointed July 2020)
- Tuas Limited (appointed May 2020)
- Aeris Resources Limited (appointed July 2022)

Former directorships (last 3 years):

- Milton Corporation Limited (appointed 1998, resigned 2021 following delisting from ASX on 6 October 2021)
- Australian Pharmaceutical Industries Limited (appointed 2000, resigned July 2020)
- TPG Corporation Limited (appointed 2000, resigned July 2020)

Special responsibilities:

- Chair of the Board
- Chair of the Investment Committee
- Member of the Remuneration Committee
- Chair of the Nomination Committee

Interests in shares: 11,247,048

David Capp Hall AM FCA, FAICD
Non-Executive Director

Mr Hall was appointed a Non-executive Director and Chair of the Audit & Risk Committee upon the Company's formation in October 2003. Mr Hall is a Chartered Accountant with extensive experience in corporate management, finance and as a Company Director.

Other current directorships: None

Former directorships (last 3 years): None

Directors' Report (continued)

Information on Directors (continued)

Special responsibilities:

- Chair of the Audit & Risk Committee
- Member of the Remuneration Committee
- Member of the Nomination Committee

Interests in shares: 3,050,899

Ian Thomas Huntley BA Non-Executive Director

Mr Huntley joined the Board as a Non-Executive Director in February 2009. After a career in financial journalism, Mr Huntley acquired "Your Money Weekly" newsletter in 1973. Over the following 33 years, Mr Huntley built the Your Money Weekly newsletter into one of Australia's best known investment advisory publications. He and his partners sold the business to Morningstar Inc of the USA in mid-2006.

Other current directorships: None

Former directorships (last 3 years): None

Special responsibilities:

- Member of the Investment Committee
- Member of the Remuneration Committee
- Member of the Audit & Risk Committee
- Member of the Nomination Committee

Interests in shares: 11,300,452

Alexander James Payne B.Comm, Dip Cm, FCPA, FCIS, FCIM Non-Executive Director

Mr Payne was appointed a Non-executive Director upon the Company's formation in October 2003 and has been a member of the Audit & Risk Committee since then. Mr Payne was Chief Financial Officer of Brickworks Limited for 13 years and has considerable experience in finance and investment.

Other current directorships: None

Former directorships (last 3 years): None

Special responsibilities:

- Member of the Audit & Risk Committee
- Member of the Investment Committee
- Chair of the Remuneration Committee

Interests in shares: 548,073

Jacqueline Ann Clarke FCA, CTA, JP, GAICD Non-Executive Director

Ms Clarke is an author, trusted advisor, board member, executor and veteran business executive with over 30 years of experience in the big 4, 15 of which as partner of Deloitte. Having held a number of executive roles across Australia, New Zealand and Asia, her experience covers many industries and sectors including retail, property, automotive, professional services (accounting, legal and engineering), technology, financial services, agriculture and oil & gas. Ms Clarke currently sits on the Paul Fudge Group Advisory Board, is also founder of boutique accounting and advisory firm Maxima Private, non-executive director of Cleary Bros and Chair of SMEG Australia.

Other current directorships: Empire Energy Group Limited (alternate Director) (appointed 16 August 2021)

Former directorships (last 3 years): None

Directors' Report (continued)

Special responsibilities:

- Member of the Audit & Risk Committee
- Member of the Investment Committee
- Member of the Remuneration Committee

Interests in shares: 95,053

'Other current directorships' quoted above are current directorships for listed entities only and excludes directorships of all other types of entities, unless otherwise stated.

'Former directorships (last 3 years)' quoted above are directorships held in the last 3 years for listed entities only and excludes directorships of all other types of entities, unless otherwise stated.

Company secretary

Mr Pinto was appointed Company Secretary in November 2011. He is a Chartered Accountant with extensive experience in both professional practice and in senior commercial roles across a broad range of industries. Mr Pinto resigned as Company Secretary on 13 September 2022.

On 1 June 2022, Ms Wong (CPA, LLB) was appointed as Company Secretary. Ms Wong is a finance professional having held senior roles in ASX listed companies and also a qualified lawyer with experience gained in private practice. Following the resignation of Mr Pinto on 13 September 2022, Ms Wong is the sole Company Secretary.

Meetings of directors

The number of meetings of the Company's Board of Directors ('the Board') and of each Board committee held during the year ended 30 June 2023, and the number of meetings attended by each director were:

	Full Board*		Investment		Audit & Risk		Remuneration		Nomination ¹	
	Attended	Held	Attended	Held	Attended	Held	Attended	Held	Attended	Held
R D Millner AO	8	8	14	14	–	–	2	2	1	1
A J Payne	8	8	14	14	2	2	2	2	–	–
D C Hall AM	9	9	–	–	2	2	2	2	1	1
I T Huntley	7	7	14	14	2	2	2	2	1	1
J A Clarke	7	7	14	14	2	2	2	2	–	–

Held: represents the number of meetings held during the time the director held office or was a member of the relevant committee.

* Includes two meetings of a Sub-committee of the BKI Board

¹ During the year, a meeting of the Nomination Committee was held in July 2022 when both Ms J A Clarke and Mr A J Payne were not members as they were each scheduled for re-election as Directors under the Company's Director rotation policy. Subsequent to each being re-elected as Directors at the 2022 AGM, Ms J A Clarke and Mr A J Payne were reappointed to the Nomination Committee.

Directors' Report (continued)

Remuneration Report

Remuneration Report (Audited)

The remuneration report details the key management personnel remuneration arrangements for the Group, in accordance with the requirements of the Corporations Act 2001 and its Regulations.

Key management personnel are those persons having authority and responsibility for planning, directing and controlling the activities of the entity, directly or indirectly, including all directors.

The remuneration report is set out under the following main headings:

- Principles used to determine the nature and amount of remuneration
- Details of remuneration
- Service agreements
- Share-based compensation
- Additional disclosures relating to key management personnel

Principles used to determine the nature and amount of remuneration

This remuneration report outlines the Director and Executive remuneration arrangements of the Group in accordance with the requirements of the Corporations Act 2001 and its Regulations. For the purposes of this report, Key Management Personnel of the Group are defined as those persons having authority and responsibility for planning, directing and controlling the major activities of the Group, directly or indirectly.

The Company has externalised its investment management, accounting and company secretarial functions to Contact Asset Management Pty Limited, and currently has no employees.

Remuneration Policy

The Board is responsible for determining and reviewing remuneration arrangements, including performance incentives, for the Directors themselves and the Company Secretary. It is the Group's objective to provide maximum shareholder benefit from the retention of a high quality Board and Executive team by remunerating Directors and Key Management Personnel fairly and appropriately with reference to relevant employment market conditions, their performance, experience and expertise.

Elements of Director and Key Management Personnel (KMP) remuneration

The Board's policies for determining the nature and amount of remuneration for Key Management Personnel of the Group is as follows:

- The Director Remuneration Policy and Executive Remuneration Policy are developed by the Remuneration Committee and approved by the Board. Professional advice is sought from independent external consultants if deemed appropriate.
- Key Management Personnel are eligible to receive a base fee, or salary and superannuation, combined with performance incentives if deemed appropriate by the Board.
- Performance incentives are only paid once predetermined key performance indicators have been met.
- Incentives paid in the form of shares are intended to align the interests of the Key Management Personnel with those of the shareholders.
- The Remuneration Committee reviews the remuneration packages of Key Management Personnel annually by reference to the Group's performance, KMP performance and comparable information from industry sectors.

The performance of Key Management Personnel is assessed annually by the Board. Assessment of performance incentives offered is conducted annually, based on the growth of shareholder and portfolio returns. The Board may exercise discretion in relation to approving incentives and can recommend changes to the Remuneration Committee's recommendations. Any changes must be justified by reference to measurable performance criteria. The policies are designed to attract the highest calibre of KMP and reward them for performance results leading to long-term growth in shareholder wealth.

All remuneration paid to Key Management Personnel is valued at the cost to the Group and expensed.

Directors' Report (continued)

Remuneration Report (continued)

Non-executive directors remuneration

The Board's policy is to remunerate Non-Executive Directors at market rates for time, commitment and responsibilities. The Remuneration Committee determines payments to the Non-Executive Directors and reviews their remuneration annually, based on market practice, duties and accountability. Independent external advice is sought when required. The maximum aggregate amount of fees that can be paid to Non-Executive Directors is subject to approval by shareholders at the Annual General Meeting.

The combined annual payment to all Non-Executive Directors is capped at \$400,000 until shareholders, by ordinary resolution, approve some other fixed sum amount. The aggregate pool of remuneration paid to Non-Executive Directors was approved by shareholders on 18 October 2022. This amount is to be divided amongst the Directors as the Board may determine. These fees exclude any additional fee for any service-based agreement which may be agreed from time to time and the reimbursement of out of pocket expenses. No such payments were made in 2023 financial year (2022: nil).

Performance-based remuneration

BKI previously established the BKI Executive Incentive Scheme to form part of the remuneration packages of the Group's executive team.

The aims of the BKI Incentive Scheme are:

- (1) To promote superior performance at BKI over both the short and more importantly, long term.
- (2) To ensure remuneration is fair and reasonable market remuneration to reward staff.
- (3) To promote long term staff retention and alignment.

In July 2021 the Remuneration Committee resolved to cease making any new grants under the BKI Incentive Scheme until further notice.

On 31 May 2022, the services agreement between BKI and CAS ceased and in accordance with the BKI Executive Incentive Scheme, all unpaid and/or unallocated incentives were forfeited. At 30 June 2023, there were no participants or entitlements under the Scheme.

Use of remuneration consultants

The Group did not engage remuneration consultants during the year ended 30 June 2023.

Voting and comments made at the Company's 18 October 2022 Annual General Meeting ('AGM')

At the 18 October 2022 AGM, 95.28% of the votes received supported the adoption of the remuneration report for the year ended 30 June 2022. The Company did not receive any specific feedback at the AGM regarding its remuneration practices.

Details of remuneration

Amounts of remuneration

Details of the remuneration of key management personnel of the Group are set out in the following tables.

The key management personnel of the Group consisted of the following directors of BKI Investment Company Limited:

- R D Millner AO – Non-Executive Director and Chair
- D C Hall AM – Non-Executive Director
- I T Huntley – Non-Executive Director
- A J Payne – Non-Executive Director
- J A Clarke – Non-Executive Director

And the following person:

- J P Pinto – Company Secretary (resigned 13 September 2022)*

* Services provided under contract through Corporate & Administrative Services Pty Limited ceased on 31 May 2022.

Directors' Report (continued)

Remuneration Report (continued)

	Short-term benefits	Post-employment benefits	Total
	Cash salary and fees \$	Super-annuation \$	
2023			
Non-Executive Directors			
R D Millner AO	70,408	7,392	77,800
D C Hall AM	63,778	6,697	70,475
I T Huntley	53,710	5,640	59,350
A J Payne	53,710	5,640	59,350
J A Clarke	59,350	–	59,350
Other Key Management Personnel			
J P Pinto	–	–	–
Total	300,956	25,369	326,325
2022			
Non-Executive Directors			
R D Millner	68,727	6,873	75,600
D C Hall AM	57,682	5,768	63,450
I T Huntley	47,909	4,791	52,700
A J Payne	47,909	4,791	52,700
J A Clarke*	26,227	2,623	28,850
Other Key Management Personnel			
J P Pinto**	–	–	2,752
Total	248,454	24,846	273,300

* Ms Clarke was appointed a Non-Executive Director on 18 January 2022.

** Mr Pinto was remunerated by Corporate & Administrative Services Pty Limited.

The proportion of remuneration linked to performance and the fixed proportion are as follows:

	Fixed remuneration		At risk – STI		At risk – LTI	
	2023	2022	2023	2022	2023	2022
Non-Executive Directors						
R D Millner AO	100%	100%	–	–	–	–
D C Hall AM	100%	100%	–	–	–	–
I T Huntley	100%	100%	–	–	–	–
A J Payne	100%	100%	–	–	–	–
J A Clarke	100%	100%	–	–	–	–

Service agreements

Mr J P Pinto provided Company Secretarial services under contract through Corporate & Administrative Services Pty Limited (CAS). On 31 May 2022, services between CAS and BKI ceased. Commencing from 1 June 2022, Contact Asset Management Pty Limited became the provider of Company Secretarial services to BKI.

Directors' Report (continued)

Remuneration Report (continued)

Share-based compensation

Issue of shares

There were no shares issued to directors and other key management personnel as part of compensation during the year ended 30 June 2023.

Options

There were no options over ordinary shares issued to directors and other key management personnel as part of compensation that were outstanding as at 30 June 2023.

During the financial year ended 30 June 2022, the following incentives lapsed:

Incentive issue	Issue date	Number of rights granted	Value of initial grant	Initial vesting date	Expiry date	Number of rights vested/lapsed	Number of rights yet to vest/lapse
J Pinto 2018	01/07/2017	25,000	\$41,385	30/06/2021	30/06/2022	25,000	–
J Pinto 2019	01/07/2018	25,000	\$38,040	30/06/2022	30/06/2023	25,000	–
J Pinto 2020	01/07/2019	25,000	\$38,678	30/06/2023	30/06/2024	25,000	–
J Pinto 2021	01/07/2020	25,000	\$35,943	30/06/2024	30/06/2025	25,000	–

Additional disclosures relating to key management personnel

Shareholding – Ordinary shares

The number of shares in the Company held during the financial year by each director and other members of key management personnel of the Group, including their personally related parties, is set out below:

	Balance at the start of the year	Received as part of remuneration	Additions**	Disposals/ others	Balance at the end of the year
Ordinary shares					
R D Millner AO	10,794,971	–	452,077	–	11,247,048
D C Hall AM	3,014,753	–	36,146	–	3,050,899
I T Huntley	11,218,920	–	94,946	(13,414)	11,300,452
A J Payne	530,000	–	18,073	–	548,073
J A Clarke	69,121	–	25,932	–	95,053
J P Pinto*	136,269	–	–	(136,269)	–
Total	25,764,034	–	627,174	(149,683)	26,241,525

* Mr J P Pinto resigned on 13 September 2022. Included in Disposals/other is the removal from the table of Mr Pinto's shareholdings at the date of his resignation.

** Directors acquired shares through the Dividend Reinvestment Plan, Share Purchase Plan and/or on-market purchase.

All KMP or their associated entities, being shareholders, are entitled to receive dividends.

This concludes the remuneration report, which has been audited.

Directors' Report (continued)

Remuneration Report (continued)

Shares under option

There were no unissued ordinary shares of BKI Investment Company Limited under option at the date of this report.

Shares issued on the exercise of options

There were no ordinary shares of BKI Investment Company Limited issued on the exercise of options during the year ended 30 June 2023 and up to the date of this report.

Indemnity and insurance of officers

The Company has indemnified the directors and executives of the Company for costs incurred, in their capacity as a director or executive, for which they may be held personally liable, except where there is a lack of good faith.

During the financial year, the Company paid a premium in respect of a contract to insure the directors and executives of the Company against a liability to the extent permitted by the *Corporations Act 2001*. The contract of insurance prohibits disclosure of the nature of the liability and the amount of the premium.

Indemnity and insurance of auditor

The Company has not, during or since the end of the financial year, indemnified or agreed to indemnify the auditor of the Company or any related entity against a liability incurred by the auditor.

During the financial year, the Company has not paid a premium in respect of a contract to insure the auditor of the Company or any related entity.

Proceedings on behalf of the Company

No person has applied to the Court under section 237 of the *Corporations Act 2001* for leave to bring proceedings on behalf of the Company, or to intervene in any proceedings to which the Company is a party for the purpose of taking responsibility on behalf of the Company for all or part of those proceedings.

Non-audit services

There were no non-audit services provided during the financial year by the auditor.

Officers of the Company who are former partners of MGI Sydney Assurance Services Pty Ltd

There are no officers of the Company who are former partners of MGI Sydney Assurance Services Pty Ltd.

Rounding of amounts

The Company is of a kind referred to in Corporations Instrument 2016/191, issued by the Australian Securities and Investments Commission, relating to 'rounding-off'. Amounts in this report have been rounded off in accordance with that Corporations Instrument to the nearest thousand dollars, or in certain cases, the nearest dollar.

Auditor's independence declaration

A copy of the auditor's independence declaration as required under section 307C of the *Corporations Act 2001* is on page 50.

Directors' Report (continued)

Auditor

MGI Sydney Assurance Services Pty Ltd continues in office in accordance with section 327 of the *Corporations Act 2001*.

This report is made in accordance with a resolution of directors, pursuant to section 298(2)(a) of the *Corporations Act 2001*.

On behalf of the directors



Robert D Millner AO

Chair

18 July 2023

Sydney

Statement of Profit or Loss

for the year ended 30 June 2023

	Note	Consolidated	
		2023 \$'000	2022 \$'000
Ordinary revenue from investment portfolio		71,128	62,604
Revenue from bank deposits		1,625	141
Other gains		–	645
Income from operating activities before special investment revenue	5	72,753	63,390
Operating expenses	6	(2,416)	(2,139)
Operating result before income tax expense and special investment revenue		70,337	61,251
Special investment revenue	5	4,998	42,713
Operating result before income tax expense		75,335	103,964
Income tax expense	7	(5,269)	(3,165)
Operating result after income tax expense for the year attributable to the owners of BKI Investment Company Limited	13	70,066	100,799

	Note	2023	2022
		Cents	Cents
Basic and diluted earnings per share before special investment revenue	25	8.68	7.84
Basis and diluted earnings per share after special investment revenue	25	9.35	13.60

The above Statement of Profit or Loss should be read in conjunction with the accompanying notes.

Statement of Other Comprehensive Income

for the year ended 30 June 2023

	Note	Consolidated	
		2023 \$'000	2022 \$'000
Operating result after income tax expense for the year attributable to the owners of BKI Investment Company Limited		70,066	100,799
Other comprehensive income			
<i>Items that may be reclassified subsequently to profit or loss</i>			
Unrealised gains/(losses) on investment portfolio		68,311	(100,681)
Deferred tax (expense)/benefit on unrealised gains/losses on investment portfolio		(20,493)	30,204
Realised (losses)/gains on investment portfolio		(5,110)	20,120
Tax benefit/(expense) relating to realised gains/losses on investment portfolio	7	1,533	(6,036)
Other comprehensive income for the year, net of tax		44,241	(56,393)
Total comprehensive income for the year attributable to the owners of BKI Investment Company Limited		114,307	44,406

The above Statement of Other Comprehensive Income should be read in conjunction with the accompanying notes.

Statement of Financial Position

as at 30 June 2023

	Note	Consolidated	
		2023 \$'000	2022 \$'000
Assets			
Current assets			
Cash and cash equivalents	8	105,222	72,078
Trade and other receivables	9	10,589	8,594
Income tax refund due	7	–	51
Other		52	58
Total current assets		115,863	80,781
Non-current assets			
Investment portfolio	10	1,275,189	1,156,086
Property, plant and equipment		1	1
Deferred tax	7	7,306	7,836
Total non-current assets		1,282,496	1,163,923
Total assets		1,398,359	1,244,704
Liabilities			
Current liabilities			
Trade and other payables		307	270
Income tax	7	4,228	–
Total current liabilities		4,535	270
Non-current liabilities			
Deferred tax	7	92,763	72,855
Total non-current liabilities		92,763	72,855
Total liabilities		97,298	73,125
Net assets		1,301,061	1,171,579
Equity			
Share capital	11	1,016,811	935,766
Reserves	12	188,288	144,047
Retained profits	13	95,962	91,766
Total equity		1,301,061	1,171,579

The above Statement of Financial Position should be read in conjunction with the accompanying notes.

Statement of Changes in Equity

for the year ended 30 June 2023

Consolidated	Share capital \$'000	Revaluation reserve \$'000	Realised capital gains reserve \$'000	Retained profits \$'000	Total equity \$'000
Balance at 1 July 2021	929,185	229,584	(29,144)	42,767	1,172,392
Operating result after income tax expense for the year	–	–	–	100,799	100,799
Other comprehensive income for the year, net of tax	–	(70,477)	14,084	–	(56,393)
Total comprehensive income for the year	–	(70,477)	14,084	100,799	44,406
<i>Transactions with owners in their capacity as owners:</i>					
Contributions of equity, net of transaction costs (note 11)	6,581	–	–	–	6,581
Dividends paid (note 14)	–	–	–	(51,800)	(51,800)
Balance at 30 June 2022	935,766	159,107	(15,060)	91,766	1,171,579
Balance at 1 July 2022	935,766	159,107	(15,060)	91,766	1,171,579
Operating result after income tax expense for the year	–	–	–	70,066	70,066
Other comprehensive income for the year, net of tax	–	47,818	(3,577)	–	44,241
Total comprehensive income for the year	–	47,818	(3,577)	70,066	114,307
<i>Transactions with owners in their capacity as owners:</i>					
Contributions of equity, net of transaction costs (note 11)	81,045	–	–	–	81,045
Dividends paid (note 14)	–	–	–	(65,870)	(65,870)
Balance at 30 June 2023	1,016,811	206,925	(18,637)	95,962	1,301,061

The above Statement of Changes in Equity should be read in conjunction with the accompanying notes.

Statement of Cash Flows

for the year ended 30 June 2023

	Note	Consolidated	
		2023 \$'000	2022 \$'000
Cash flows from operating activities			
Payments to suppliers and employees		(2,373)	(2,100)
Dividends and distributions received		74,318	104,512
Interest received		1,438	141
Proceeds from sale of trading portfolio		–	9,961
Payments for trading portfolio		–	(9,316)
Income taxes refunded/(paid)		528	(3,032)
Net cash from operating activities	24	73,911	100,166
Cash flows from investing activities			
Payments for investments		(104,847)	(171,601)
Proceeds from sale of investment portfolio		48,945	145,865
Capital returns received from investment portfolio		–	2,261
Net cash used in investing activities		(55,902)	(23,475)
Cash flows from financing activities			
Proceeds from issue of ordinary shares	11	72,977	–
Share issue transaction costs	11	(184)	(16)
Dividends paid	14	(57,658)	(45,203)
Net cash from/(used in) financing activities		15,135	(45,219)
Net increase in cash and cash equivalents		33,144	31,472
Cash and cash equivalents at the beginning of the financial year		72,078	40,606
Cash and cash equivalents at the end of the financial year	8	105,222	72,078

The above Statement of Cash Flows should be read in conjunction with the accompanying notes

Notes to the Financial Statements

for the year ended 30 June 2023

Note 1. General information

The financial statements cover BKI Investment Company Limited as a Group consisting of BKI Investment Company Limited and the entities it controlled at the end of, or during, the year. The financial statements are presented in Australian dollars, which is BKI Investment Company Limited's functional and presentation currency.

BKI Investment Company Limited is a listed public company limited by shares, incorporated and domiciled in Australia. Its registered office and principal place of business is:

Suite 302, Level 3
1 Castlereagh Street
Sydney NSW 2000

A description of the nature of the Group's operations and its principal activities are included in the directors' report, which is not part of the financial statements.

The financial statements were authorised for issue, in accordance with a resolution of directors, on 18 July 2023. The directors have the power to amend and reissue the financial statements.

Note 2. Significant accounting policies

The principal accounting policies adopted in the preparation of the financial statements are set out below. These policies have been consistently applied to all the years presented, unless otherwise stated.

New or amended Accounting Standards and Interpretations adopted

The Group has adopted all of the new or amended Accounting Standards and Interpretations issued by the Australian Accounting Standards Board ('AASB') that are mandatory for the current reporting period.

Any new or amended Accounting Standards or Interpretations that are not yet mandatory have not been early adopted.

Basis of preparation

These general purpose financial statements have been prepared in accordance with Australian Accounting Standards and Interpretations issued by the Australian Accounting Standards Board ('AASB') and the Corporations Act 2001, as appropriate for for-profit oriented entities. These financial statements also comply with International Financial Reporting Standards as issued by the International Accounting Standards Board ('IASB').

Historical cost convention

The financial statements have been prepared under the historical cost convention, except for, financial assets at fair value through other comprehensive income.

Critical accounting estimates

The preparation of the financial statements requires the use of certain critical accounting estimates. It also requires management to exercise its judgement in the process of applying the Group's accounting policies. The areas involving a higher degree of judgement or complexity, or areas where assumptions and estimates are significant to the financial statements, are disclosed in note 3.

Parent entity information

In accordance with the Corporations Act 2001, these financial statements present the results of the Group only. Supplementary information about the parent entity is disclosed in note 21.

Notes to the Financial Statements (continued)

Note 2. Significant accounting policies (continued)

Principles of consolidation

The consolidated financial statements incorporate the assets and liabilities of all subsidiaries of BKI Investment Company Limited ('Company' or 'parent entity') as at 30 June 2023 and the results of all subsidiaries for the year then ended. BKI Investment Company Limited and its subsidiaries together are referred to in these financial statements as the 'Group'.

Subsidiaries are all those entities over which the Group has control. The Group controls an entity when the Group is exposed to, or has rights to, variable returns from its involvement with the entity and has the ability to affect those returns through its power to direct the activities of the entity. Subsidiaries are fully consolidated from the date on which control is transferred to the Group. They are de-consolidated from the date that control ceases.

Intercompany transactions, balances and unrealised gains on transactions between entities in the Group are eliminated. Unrealised losses are also eliminated unless the transaction provides evidence of the impairment of the asset transferred. Accounting policies of subsidiaries have been changed where necessary to ensure consistency with the policies adopted by the Group.

The acquisition of subsidiaries is accounted for using the acquisition method of accounting. A change in ownership interest, without the loss of control, is accounted for as an equity transaction, where the difference between the consideration transferred and the book value of the share of the non-controlling interest acquired is recognised directly in equity attributable to the parent.

Where the Group loses control over a subsidiary, it derecognises the assets including goodwill, liabilities and non-controlling interest in the subsidiary together with any cumulative translation differences recognised in equity. The Group recognises the fair value of the consideration received and the fair value of any investment retained together with any gain or loss in profit or loss.

Operating segments

Operating segments are presented using the 'management approach', where the information presented is on the same basis as the internal reports provided to the Chief Operating Decision Makers ('CODM'). The CODM is responsible for the allocation of resources to operating segments and assessing their performance.

Financial instruments

Recognition

Financial instruments are initially measured at cost on trade date, which includes transaction costs, when the related contractual rights or obligations exist. Subsequent to initial recognition these instruments are measured as set out below.

The Group has two portfolios of securities, the investment portfolio and the trading portfolio. The investment portfolio relates to holdings of securities which the Directors intend to retain on a long-term basis and the trading portfolio comprises securities held for short term trading purposes.

Securities within the investment portfolio are classified as 'financial assets measured at fair value through other comprehensive income', and are designated as such upon initial recognition. Securities held within the trading portfolio are classified as 'mandatorily measured at fair value through profit or loss' in accordance with AASB 9.

Valuation of investment portfolio

Listed securities are initially brought to account at market value, which is the cost of acquisition, and are re-valued to market values continuously. Movements in carrying values of securities are recognised as Other Comprehensive Income and taken to the Revaluation Reserve.

Where disposal of an investment occurs, any revaluation increment or decrement relating to it is transferred from the Revaluation Reserve to the Realised Capital Gains Reserve.

Valuation of trading portfolio

Listed securities are initially brought to account at market value, which is the cost of acquisition, and are re-valued to market values continuously.

Movements in carrying values of securities in the trading portfolio are taken to profit or loss through the income statement.

Notes to the Financial Statements (continued)

Note 2. Significant accounting policies (continued)

Fair value

Fair value is determined based on last sale price for all quoted investments.

Revenue

Sale of investments occurs when the control of the right to equity has passed to the buyer.

Interest revenue is recognised on a proportional basis taking into account the interest rates applicable to the financial assets.

Dividend and distribution revenue is recognised when the right to receive a dividend or distribution has been established.

All revenue is stated net of the amount of goods and services tax (GST).

Income tax

The income tax expense or benefit for the period is the tax payable on that period's taxable income based on the applicable income tax rate for each jurisdiction, adjusted by the changes in deferred tax assets and liabilities attributable to temporary differences, unused tax losses and the adjustment recognised for prior periods, where applicable.

Deferred tax assets and liabilities are recognised for temporary differences at the tax rates expected to be applied when the assets are recovered or liabilities are settled, based on those tax rates that are enacted or substantively enacted, except for:

- When the deferred income tax asset or liability arises from the initial recognition of goodwill or an asset or liability in a transaction that is not a business combination and that, at the time of the transaction, affects neither the accounting nor taxable profits; or
- When the taxable temporary difference is associated with interests in subsidiaries, associates or joint ventures, and the timing of the reversal can be controlled and it is probable that the temporary difference will not reverse in the foreseeable future.

Deferred tax assets are recognised for deductible temporary differences and unused tax losses only if it is probable that future taxable amounts will be available to utilise those temporary differences and losses.

The carrying amount of recognised and unrecognised deferred tax assets are reviewed at each reporting date. Deferred tax assets recognised are reduced to the extent that it is no longer probable that future taxable profits will be available for the carrying amount to be recovered. Previously unrecognised deferred tax assets are recognised to the extent that it is probable that there are future taxable profits available to recover the asset.

Deferred tax assets and liabilities are offset only where there is a legally enforceable right to offset current tax assets against current tax liabilities and deferred tax assets against deferred tax liabilities; and they relate to the same taxable authority on either the same taxable entity or different taxable entities which intend to settle simultaneously.

BKI Investment Company Limited (the 'head entity') and its wholly-owned Australian subsidiaries have formed an income tax consolidated group under the tax consolidation regime. The head entity and each subsidiary in the tax consolidated group continue to account for their own current and deferred tax amounts. The tax consolidated group has applied the 'separate taxpayer within group' approach in determining the appropriate amount of taxes to allocate to members of the tax consolidated group.

In addition to its own current and deferred tax amounts, the head entity also recognises the current tax liabilities (or assets) and the deferred tax assets arising from unused tax losses and unused tax credits assumed from each subsidiary in the tax consolidated group.

Assets or liabilities arising under tax funding agreements with the tax consolidated entities are recognised as amounts receivable from or payable to other entities in the tax consolidated group. The tax funding arrangement ensures that the intercompany charge equals the current tax liability or benefit of each tax consolidated group member, resulting in neither a contribution by the head entity to the subsidiaries nor a distribution by the subsidiaries to the head entity.

Cash and cash equivalents

Cash and cash equivalents includes cash on hand, deposits held at call with financial institutions, other short-term, highly liquid investments with original maturities of three months or less that are readily convertible to known amounts of cash and which are subject to an insignificant risk of changes in value.

Notes to the Financial Statements (continued)

Note 2. Significant accounting policies (continued)

Goods and Services Tax ('GST') and other similar taxes

Revenues, expenses and assets are recognised net of the amount of associated GST, unless the GST incurred is not recoverable from the tax authority. In this case it is recognised as part of the cost of the acquisition of the asset or as part of the expense.

Receivables and payables are stated inclusive of the amount of GST receivable or payable. The net amount of GST recoverable from, or payable to, the tax authority is included in other receivables or other payables in the statement of financial position.

Cash flows are presented on a gross basis. The GST components of cash flows arising from investing or financing activities which are recoverable from, or payable to the tax authority, are presented as operating cash flows.

Comparative figures

When required by Accounting Standards, comparative figures have been adjusted to conform to changes in presentation for the current financial year. Where a retrospective restatement of items in the statement of financial position has occurred, presentation of the statement as at the beginning of the earliest comparative period has been included.

Rounding of amounts

The Company is of a kind referred to in Corporations Instrument 2016/191, issued by the Australian Securities and Investments Commission, relating to 'rounding-off'. Amounts in this report have been rounded off in accordance with that Corporations Instrument to the nearest thousand dollars, or in certain cases, the nearest dollar.

New Accounting Standards and Interpretations not yet mandatory or early adopted

Australian Accounting Standards and Interpretations that have recently been issued or amended but are not yet mandatory, have not been early adopted by the Group for the annual reporting period ended 30 June 2023. The Group has not yet assessed the impact of these new or amended Accounting Standards and Interpretations.

Note 3. Critical accounting judgements, estimates and assumptions

The preparation of the financial statements requires management to make judgements, estimates and assumptions that affect the reported amounts in the financial statements. Management continually evaluates its judgements and estimates in relation to assets, liabilities, contingent liabilities, revenue and expenses. Management bases its judgements, estimates and assumptions on historical experience and on other various factors, including expectations of future events, management believes to be reasonable under the circumstances. The resulting accounting judgements and estimates will seldom equal the related actual results. The judgements, estimates and assumptions that have a significant risk of causing a material adjustment to the carrying amounts of assets and liabilities (refer to the respective notes) within the next financial year are discussed below.

Deferred tax balances

The carrying amounts of certain assets and liabilities are often determined based on estimates and assumptions of future events. In accordance with AASB 112: *Income Taxes* deferred tax liabilities have been recognised for Capital Gains Tax on unrealised gains in the investment portfolio at the current tax rate of 30%.

As the Group does not intend to dispose of the portfolio, this tax liability may not be crystallised at the amount disclosed in note 7. In addition, the tax liability that arises on disposal of those securities may be impacted by changes in tax legislation relating to treatment of capital gains and the rate of taxation applicable to such gains at the time of disposal.

Apart from this, there are no other key assumptions or sources of estimation uncertainty that have a risk of causing a material adjustment to the carrying amount of certain assets and liabilities within the next reporting period.

Note 4. Operating segments

Identification of reportable operating segments

Operating segments are reported in a manner consistent with the internal reporting used by the chief operating decision-maker. The Board has been identified as the chief operating decision-maker, as it is responsible for allocating resources and assessing the performance of the operating segments. The Group operates solely in the securities industry in Australia and has no reportable segments.

Notes to the Financial Statements (continued)

Note 5. Revenue

	Consolidated	
	2023 \$'000	2022 \$'000
(a) Ordinary revenue from investment portfolio		
Fully franked dividends	56,674	50,673
Unfranked dividends	7,036	5,998
Trust distributions	7,418	5,933
Total ordinary revenue from investment portfolio	71,128	62,604
(b) Special investment revenue		
Fully franked dividends	4,998	42,713
(c) Revenue from bank deposits		
Interest received	1,625	141
(d) Other income	-	-
(e) Other gains		
Net realised gain on sale of investments held for trading	-	645
Total revenue	77,751	106,103

Note 6. Operating expenses

Administration expenses	531	463
Employment expenses	326	175
Investment management	1,354	1,320
Professional fees	205	181
Total operating expenses	2,416	2,139

Notes to the Financial Statements (continued)

Note 7. Income tax

	Consolidated			
	2023 \$'000	2022 \$'000		
(a) Income tax expense on operating profit before net gains on investments				
Current tax	1,856	787		
Deferred tax – origination and reversal of temporary differences	3,325	1,684		
Adjustment recognised for prior periods	88	694		
Aggregate income tax expense	5,269	3,165		
Numerical reconciliation of income tax expense and tax at the statutory rate				
Operating result before income tax expense	75,335	103,964		
Tax at the statutory tax rate of 30%	22,601	31,189		
Tax effect amounts which are not deductible/(taxable) in calculating taxable income: Franked dividends and distributions received	(17,420)	(28,718)		
	5,181	2,471		
Adjustment recognised for prior periods	88	694		
Income tax expense	5,269	3,165		
(b) Total tax expense				
Net income tax expense on operating profit before net gains on investments	5,269	3,165		
Income tax on net realised gains/(losses) on investment portfolio	(1,533)	6,036		
Total tax expense	3,736	9,201		
(c) Movements in deferred tax assets				
	Opening balance \$'000	Credited/ (charged) to statement of comprehensive income \$'000	Credited/ (charged) to equity \$'000	Closing balance \$'000
Transaction costs on equity issues	257	(243)	–	14
Accrued expenses	39	(30)	–	9
Realised capital tax losses	15,305	(7,492)	–	7,813
Balance as at 30 June 2022	15,601	(7,765)	–	7,836
Transaction costs on equity issues	14	–	40	54
Accrued expenses	9	1	–	10
Realised capital tax losses	7,813	(571)	–	7,242
Balance as at 30 June 2023	7,836	(570)	40	7,306

Notes to the Financial Statements (continued)

Note 7. Income tax (continued)

(d) Movements in deferred tax liabilities

	Opening balance \$'000	Credited/ (charged) to statement of comprehensive income \$'000	Credited/ (charged) to equity \$'000	Closing balance \$'000
Revaluation of investment portfolio	101,911	–	(30,513)	71,398
Unfranked dividends receivable and interest receivable	1,503	(46)	–	1,457
Balance as at 30 June 2022	103,414	(46)	(30,513)	72,855
Revaluation of investment portfolio	71,398	–	17,153	88,551
Unfranked dividends receivable and interest receivable	1,457	2,755	–	4,212
Balance as at 30 June 2023	72,855	2,755	17,153	92,763

	Consolidated	
	2023 \$'000	2022 \$'000
(e) Income tax refund due		
Income tax refund due	–	51
(f) Provision for income tax		
Provision for income tax	4,228	–

Note 8. Current assets – cash and cash equivalents

Cash at bank	105,222	72,078
--------------	---------	--------

Note 9. Current assets – trade and other receivables

Dividends and distributions receivable	9,597	8,417
Other receivables	805	177
Interest receivable	187	–
	10,589	8,594

Notes to the Financial Statements (continued)

Note 10. Non-current assets – Investment portfolio

	Consolidated	
	2023 \$'000	2022 \$'000
Listed securities at fair value through other comprehensive income	1,275,189	1,156,086

Fair value measurement

BKI measures the fair value of its trading portfolio and investment portfolio with reference to the following fair value measurement hierarchy mandated by accounting standards:

Level 1: quoted prices (unadjusted) in active markets for identical assets or liabilities

Level 2: inputs other than quoted prices included within Level 1 that are observable for the asset or liability, either directly (as prices) or indirectly (derived from prices); and

Level 3: inputs for the assets or liabilities that are not based on observable market data (unobservable inputs).

Both the trading portfolio and investment portfolio are classified as Level 1, and are measured in accordance with the policy outlined in note 2.

Note 11. Equity – Share capital

	Consolidated			
	2023 Shares	2022 Shares	2023 \$'000	2022 \$'000
Ordinary shares – fully paid	791,783,319	743,074,632	1,016,811	935,766

Movements in ordinary share capital

	Shares	\$'000
Balance at 1 July 2021	739,002,595	929,185
Dividend reinvestment plan	4,072,037	6,597
Transaction costs	–	(16)
Balance at 30 June 2022	743,074,632	935,766
Dividend reinvestment plan	4,743,604	8,212
Share purchase plan	43,965,083	72,977
Transaction costs	–	(184)
Deferred tax credit recognised directly in equity	–	40
Balance at 30 June 2023	791,783,319	1,016,811

Ordinary shares

Ordinary shares entitle the holder to participate in dividends and the proceeds on the winding up of the Company in proportion to the number of and amounts paid on the shares held. The fully paid ordinary shares have no par value and the Company does not have a limited amount of authorised capital.

On a show of hands every member present at a meeting in person or by proxy shall have one vote and upon a poll each share shall have one vote.

Notes to the Financial Statements (continued)

Note 11. Equity – Share capital (continued)

Share buy-back

There is no current on-market share buy-back.

Capital risk management

The Group's objective in managing capital is to provide shareholders with attractive investment returns through access to a steady stream of fully franked dividends and enhancement of capital invested, with goals of paying an enhanced level of fully franked dividends and providing attractive total returns over the medium to long term.

The Group recognises that its capital will fluctuate in accordance with market conditions, and in order to maintain or adjust the capital structure the Group may adjust the amount of dividends paid, issue new shares from time-to-time or return capital to shareholders.

The Group's capital consists of shareholders' equity plus net debt. The movement in equity is shown in the Consolidated Statement of Changes in Equity. At 30 June 2023 net debt was \$nil (2022: \$nil).

The capital risk management policy remains unchanged from the 30 June 2022 Annual Report.

Note 12. Equity – reserves

	Consolidated	
	2023 \$'000	2022 \$'000
Revaluation surplus reserve	206,925	159,107
Capital profits reserve	(18,637)	(15,060)
	188,288	144,047

Financial assets at fair value through other comprehensive income reserve

The reserve is used to recognise increments and decrements in the fair value of financial assets at fair value through other comprehensive income.

Realised capital gains reserve

The realised capital gains reserve records net gains and losses after applicable income tax arising from the disposal of securities in the investment portfolio.

Notes to the Financial Statements (continued)

Note 12. Equity – reserves (continued)

Movements in reserves

Movements in each class of reserve during the current and previous financial year are set out below:

Consolidated	Revaluation reserve \$'000	Realised capital gains reserve \$'000	Total \$'000
Balance at 1 July 2021	229,584	(29,144)	200,440
Gross revaluation of investment portfolio	(100,681)	–	(100,681)
Deferred tax provision on unrealised gains/losses	30,204	–	30,204
Net gains/(losses) on investment portfolio transferred from Statement of Comprehensive Income	–	14,084	14,084
Balance at 30 June 2022	159,107	(15,060)	144,047
Gross revaluation of investment portfolio	68,311	–	68,311
Deferred tax provision on unrealised gains/losses	(20,493)	–	(20,493)
Net gains/(losses) on investment portfolio transferred from Statement of Comprehensive Income	–	(3,577)	(3,577)
Balance at 30 June 2023	206,925	(18,637)	188,288

Note 13. Equity – retained profits

	Consolidated	
	2023 \$'000	2022 \$'000
Retained profits at the beginning of the financial year	91,766	42,767
Operating result after income tax expense for the year	70,066	100,799
Dividends paid (note 14)	(65,870)	(51,800)
Retained profits at the end of the financial year	95,962	91,766

Notes to the Financial Statements (continued)

Note 14. Equity - dividends

	Consolidated	
	2023 \$'000	2022 \$'000
(a) Dividends paid during the year		
Final ordinary dividend for the year ended 30 June 2022 of 3.65 cents per share (2021: 3.00 cents per share) fully franked at the tax rate of 30%, paid on 30 August 2022	27,122	22,170
Final special dividend for the year ended 30 June 2022 of 1.00 cent per share (2021: nil cents per share) fully franked at the tax rate of 30%, paid on 30 August 2022	7,431	–
Interim ordinary dividend for the year ended 30 June 2023 of 3.70 cents per share (2022: 3.50 cents per share) fully franked at the tax rate of 30%, paid on 28 February 2023	27,589	25,874
Interim special dividend for the year ended 30 June 2023 of 0.50 cents per share (2022: 0.50 cents per share) fully franked at the tax rate of 30%, paid on 28 February 2023	3,728	3,756
Total dividends paid	65,870	51,800
(b) Reconciliation of total dividends paid to dividends paid in cash		
Total dividends paid	65,870	51,800
Less: Dividends reinvested in shares via DRP	(8,212)	(6,597)
Dividends paid in cash	57,658	45,203
(c) Franking accounting balance		
Balance of the franking account after allowing for tax payable in respect of the current year's profits and the receipt of dividends recognised as receivables	47,516	43,538
Franking credits available for subsequent financial years based on a tax rate of 30%	47,516	43,538
Estimated impact on the franking account of dividends declared but not recognised as a liability at the end of the financial year (refer below)	(13,573)	(14,808)
Net imputation credits available for future dividends	33,943	28,730
Maximum fully franked dividends payable from available franking credits at the tax rate of 30% (2022: 30%)	79,200	67,035

The above amounts represent the balance of the franking account as at the end of the financial year, adjusted for:

- franking credits that will arise from the payment of the amount of the provision for income tax at the reporting date
- franking debits that will arise from the payment of dividends recognised as a liability at the reporting date
- franking credits that will arise from the receipt of dividends recognised as receivables at the reporting date

Dividends declared after balance date

Since the end of the year the Directors have declared a final ordinary dividend for the year ended 30 June 2023 of 4.00 cents per share fully franked at the tax rate of 30% (2022: final ordinary dividend of 3.65 cents per share and a special dividend of 1.0 cents per share, both fully franked at the tax rate of 30%), payable on 29 August 2023, but not recognised as a liability at the year end.

Notes to the Financial Statements (continued)

Note 15. Financial instruments

The risks associated with the holding of financial instruments such as investments, cash, bank bills and borrowings include market risk, credit risk and liquidity risk. The Board has approved the policies and procedures that have been established to manage these risks. The effectiveness of these policies and procedures is reviewed by the Audit & Risk Committee.

Capital risk management

The Group invests its equity in a diversified portfolio of assets that aim to generate a growing income stream for distribution to shareholders in the form of fully franked dividends.

The capital base is managed to ensure there are funds available for investment as opportunities arise. Capital is increased annually through the issue of shares under the Dividend Reinvestment Plan. Other means of increasing capital include Rights Issues, Share Placements and Share Purchase Plans.

Financial instruments' terms, conditions and accounting policies

The Group's accounting policies are included in Note 1, while the terms and conditions of each class of financial asset, financial liability and equity instrument, both recognised and unrecognised at the balance date, are included under the appropriate note for that instrument.

Net fair values

The carrying amounts of financial instruments in the balance sheets approximate their net fair value determined in accordance with the accounting policies disclosed in Note 1 to the accounts.

Credit risk

The risk that a financial loss will occur because a counterparty to a financial instrument fails to discharge an obligation is known as credit risk.

The credit risk on the Group's financial assets, excluding investments, is the carrying amount of those assets. The Group's principal credit risk exposures arise from the investment in liquid assets, such as cash and bank bills, and income receivable.

Cash and bank bills are reviewed monthly by the Board to ensure cash is only placed with pre-approved financial institutions with low risk profiles (primarily "Big 4" banks) and that the spread of cash and bank bills between banks is within agreed limits. Income receivable is comprised of accrued interest and dividends and distributions which were brought to account on the date the shares or units traded ex-dividend.

There are no financial instruments overdue or considered to be impaired.

Market risk

Price risk

Market risk is the risk that changes in market prices will affect the fair value of a financial instrument.

The Group is a long term investor in companies and trusts and is therefore exposed to market risk through the movement of the share/unit prices of the companies and trusts in which it is invested.

The market value of the portfolio changes continuously because the market value of individual companies within the portfolio fluctuates throughout the day. The change in the market value of the portfolio is recognised through the Revaluation Reserve. Listed Investments represent 92% (2022: 93%) of total assets.

As at 30 June 2023, a 5% (2022: 5%) movement in the market value of the BKI portfolio would result in:

- A 5% movement in the net assets of BKI before provision for tax on unrealised capital gains (2022: 5%); and
- A movement of 8.1 cents per share in the net asset backing before provision for tax on unrealised capital gains (2022: 7.8 cents).

Notes to the Financial Statements (continued)

Note 15. Financial instruments (continued)

The performance of the companies within the portfolio, both individually and as a whole, is monitored by the Investment Committee and the Board.

BKI seeks to reduce market risk at the investment portfolio level by ensuring that it is not, in the opinion of the Investment Committee, overly exposed to one Group or one sector of the market.

At 30 June 2023 and 30 June 2022, the spread of investments was in the following sectors:

	Percentage of total investment		Amount	
	2023 %	2022 %	2023 \$'000	2022 \$'000
Financials	23.65	24.44	328,814	302,237
Materials	14.19	14.82	197,189	183,251
Energy	11.25	9.06	156,389	111,971
Consumer discretionary	8.39	9.48	116,662	117,283
Industrials	8.27	7.36	114,931	91,022
Consumer staples	6.52	7.04	90,661	87,029
Utilities	6.12	8.00	85,033	98,899
Health care	5.85	5.89	81,268	72,786
Telecommunications services	5.78	5.69	80,339	70,327
Property	1.72	1.72	23,903	21,281
Total investments	91.74	93.50	1,275,189	1,156,086
Cash, dividends and distributions receivable	8.26	6.50	114,819	80,495
Total portfolio	100.00	100.00	1,390,008	1,236,581

Securities representing over 5% of the investment portfolio at 30 June 2023 or 30 June 2022 were:

	Percentage of total investment		Amount	
	2023 %	2022 %	2023 \$'000	2022 \$'000
BHP Group	8.5	8.8	118,774	108,900
Macquarie Group	8.4	8.7	116,373	107,784
Commonwealth Bank	6.6	6.7	92,001	82,926
National Australia Bank	6.1	5.5	85,386	68,527
APA Group	6.1	8.0	85,034	98,899

The relative weightings of the individual securities and relevant market sectors are reviewed at each meeting of the Investment Committee and the Board, and risk can be managed by reducing exposure where necessary. There are no set parameters as to a minimum or maximum amount of the portfolio that can be invested in a single company or sector.

Foreign currency risk

The Group is not exposed to foreign currency risk as all investments are quoted in Australian dollars.

Notes to the Financial Statements (continued)

Note 15. Financial instruments (continued)

Interest rate risk

The Group is not materially exposed to interest rate risk. All cash investments are short term (up to 1 year) for a fixed rate, except for cash in operating bank accounts which are at-call and attract variable rates.

The Group has no financial liability as at 30 June 2023 (2022: Nil).

Liquidity risk

Liquidity risk is the risk that the Group is unable to meet financial obligations as they fall due.

The Group has no borrowings, and sufficient cash reserves to fund core operations at current levels for more than 10 years.

The Group's other major cash outflows are the purchase of securities and dividends paid to shareholders and the level of both of these is fully controllable by the Board.

Furthermore, the majority of the assets of the Group are in the form of readily tradeable securities which can be sold on-market if necessary.

Note 16. Key management personnel disclosures

Compensation

The aggregate compensation made to directors and other members of key management personnel of the Group is set out below:

	Consolidated	
	2023 \$'000	2022 \$'000
Short-term employee benefits	301	248
Post-employment benefits	25	25
	326	273

Note 17. Remuneration of auditors

During the financial year the following fees were paid or payable for services provided by MGI Sydney Assurance Services Pty Ltd, the auditor of the Company:

	Consolidated	
	2023 \$'000	2022 \$'000
Audit services – MGI Sydney Assurance Services Pty Ltd		
Audit or review of the financial statements	30	28

Note 18. Contingent liabilities

The Group had no contingent liabilities as at 30 June 2023 and 30 June 2022.

Note 19. Commitments

The Group had no capital and leasing commitments as at 30 June 2023 and 30 June 2022.

Notes to the Financial Statements (continued)

Note 20. Related party transactions

Parent entity

BKI Investment Company Limited is the parent entity.

Subsidiaries

Interests in subsidiaries are set out in note 22.

Key management personnel

Disclosures relating to key management personnel are set out in note 16 and the remuneration report included in the directors' report.

Transactions with related parties

Corporate & Administrative Services Pty Limited

Corporate & Administrative Services Pty Limited (CAS), an entity in which Mr R D Millner has an indirect interest, provided the Group with administration, company secretarial and accounting services, including preparation of all financial accounts. The contract was terminated on 31 May 2022.

Fees paid to CAS for services provided to the Parent and controlled entities for the year to 30 June 2023 were \$nil (2022: \$126,042, including GST) and are at standard market rates. As at 30 June 2023 the Group owed \$nil to CAS (2022: \$11,458).

Contact Asset Management Pty Limited

Contact Asset Management Pty Limited (Contact) is the Investment Manager of the Group. Additionally, from 1 June 2022, Contact provides accounting, administrative, and company secretarial services, including the preparation of all financial accounts. Contact is an entity in which Mr R D Millner has an indirect interest.

Fees payable to Contact for services provided to the Parent and controlled entities for the year to 30 June 2023 were \$1,617,860 including GST (2022: \$1,430,827) and are at standard market rates. As at 30 June 2023 the Group owed \$141,263 to Contact (2022: \$125,125).

Loans to/from related parties

There were no loans to or from related parties at the current and previous reporting date.

Notes to the Financial Statements (continued)

Note 21. Parent entity information

Set out below is the supplementary information about the parent entity.

	Parent	
	2023 \$'000	2022 \$'000
Statement of profit or loss and other comprehensive income		
Operating result after income tax	70,068	100,797
Other comprehensive income for the year, net of tax	44,241	(56,393)
Total comprehensive income	114,309	44,404
Statement of financial position		
Total current assets	115,863	80,779
Total non-current assets	1,483,849	1,365,275
Total assets	1,599,712	1,446,054
Total current liabilities	4,455	190
Total non-current liabilities	302,156	282,247
Total liabilities	306,611	282,437
Net assets	1,293,101	1,163,617
Equity		
Share capital	1,016,811	935,766
Reserves	189,099	144,858
Retained profits	87,191	82,993
Total equity	1,293,101	1,163,617

Guarantees entered into by the parent entity in relation to the debts of its subsidiaries

The parent entity had no guarantees in relation to the debts of its subsidiaries as at 30 June 2023 and 30 June 2022.

Contingent liabilities

The parent entity had no contingent liabilities as at 30 June 2023 and 30 June 2022.

Capital commitments – Property, plant and equipment

The parent entity had no capital commitments for property, plant and equipment as at 30 June 2023 and 30 June 2022.

Significant accounting policies

The accounting policies of the parent entity are consistent with those of the Group, as disclosed in note 2, except for the following:

- Investments in subsidiaries are accounted for at cost, less any impairment, in the parent entity.
- Dividends received from subsidiaries are recognised as other income by the parent entity and its receipt may be an indicator of an impairment of the investment.

Notes to the Financial Statements (continued)

Note 22. Interests in subsidiaries

The consolidated financial statements incorporate the assets, liabilities and results of the following subsidiaries in accordance with the accounting policy described in note 2:

Name	Principal place of business / Country of incorporation	Ownership interest	
		2023 %	2022 %
Brickworks Securities Pty Limited	Australia	100	100
Huntley Investment Company Pty Limited	Australia	100	100
BKI Sub Pty Limited	Australia	100	100
Pacific Strategic Investments Pty Limited	Australia	100	100

Note 23. Events after the reporting period

Since the end of the year the Directors have declared a final ordinary dividend for the year ended 30 June 2023 of 4.00 cents per share fully franked at the tax rate of 30%, payable on 29 August 2023, but not recognised as a liability at the year end.

No other matter or circumstance has arisen since 30 June 2023 that has significantly affected, or may significantly affect the Group's operations, the results of those operations, or the Group's state of affairs in future financial years.

Note 24. Cash flow information

Reconciliation of operating result after income tax to net cash from operating activities

	Consolidated	
	2023 \$'000	2022 \$'000
Operating result after income tax expense for the year	70,066	100,799
Change in operating assets and liabilities:		
Increase in trade and other receivables	(1,995)	(805)
Decrease/(increase) in income tax refund due	51	(51)
Decrease/(increase) in deferred tax assets	(18,390)	31,933
Decrease/(increase) in prepayments	6	(6)
Increase in trade and other payables	37	45
Increase/(decrease) in provision for income tax	4,228	(1,190)
Increase/(decrease) in deferred tax liabilities	19,908	(30,559)
Net cash from operating activities	73,911	100,166

Non-cash investing and financing activities

Dividend reinvestment plan

Under the terms of the dividend reinvestment plan, \$8,212,000 (2022: \$6,597,000) of dividends were paid via the issue of 4,743,604 shares (2022: 4,072,037).

Note 25. Earnings per share

(a) Calculation of earnings

	Consolidated	
	2023 \$'000	2022 \$'000
Operating result after income tax attributable to the owners of BKI Investment Company Limited	70,066	100,799
Less: Special investment revenue	(4,998)	(42,713)
Earnings used in calculating basic and diluted earnings per share before special investment revenue	65,068	58,086

(b) Number of shares

	Number	Number
Weighted average number of ordinary shares used in calculating basic earnings per share, before and after special investment revenue	749,690,945	741,249,270
Weighted average number of ordinary shares used in calculating diluted earnings per share, before and after special investment revenue	749,690,945	741,249,270

(c) Earnings per share

	Cents	Cents
Basic and diluted earnings per share before special investment revenue	8.68	7.84
Basic and diluted earnings per share after special investment revenue	9.35	13.60

Directors' Declaration

for the year ended 30 June 2023

In the directors' opinion:

- the attached financial statements and notes comply with the *Corporations Act 2001*, the Accounting Standards, the Corporations Regulations 2001 and other mandatory professional reporting requirements;
- the attached financial statements and notes comply with International Financial Reporting Standards as issued by the International Accounting Standards Board as described in note 2 to the financial statements;
- the attached financial statements and notes give a true and fair view of the Group's financial position as at 30 June 2023 and of its performance for the financial year ended on that date; and
- there are reasonable grounds to believe that the Company will be able to pay its debts as and when they become due and payable.

The directors have been given the declarations required by section 295A of the *Corporations Act 2001*.

Signed in accordance with a resolution of directors made pursuant to section 295(5)(a) of the *Corporations Act 2001*.

On behalf of the directors



Robert D Millner AO
Chair

18 July 2023
Sydney

Independent Auditor's Report

to the Members of BKI Investment Company Limited



MGI Sydney Assurance Services Pty Limited
Level 14, 20 Martin Place
Sydney NSW 2000
Tel: +61 2 9230 9200
PO Box H258
Australia Square
Sydney NSW 1215
ABN 24 160 063 525
www.mgisyd.com.au

Report on the Audit of the Financial Report

Opinion

We have audited the accompanying financial report of BKI Investment Company Limited (the Company) and its controlled entities (together the Group), which comprises the consolidated statement of financial position as at 30 June 2023, the consolidated income statement, consolidated statement of other comprehensive income, the consolidated statement of changes in equity and the consolidated statement of cash flows for the year then ended, and notes to the financial statements, including a summary of significant accounting policies and the directors' declaration of the Group comprising BKI Investment Company Limited and the entities it controlled at the year end or from time to time during the year.

In our opinion, the accompanying financial report of BKI Investment Company Limited and its controlled entities is in accordance with the *Corporations Act 2001*, including:

- a) giving a true and fair view of the Group's financial position as at 30 June 2023 and of its performance for the year ended on that date; and
- b) complying with Australian Accounting Standards and the *Corporations Regulations 2001*.
- c) the financial report also complies with the *International Financial Reporting Standards* as disclosed in Note 2.

Basis for Opinion

We conducted our audit in accordance with Australian Auditing Standards. Our responsibilities under those standards are further described in the *Auditor's Responsibilities for the Audit of the Financial Report* section of our report. We are independent of the Group in accordance with the auditor independence requirements of the *Corporations Act 2001* and the ethical requirements of the Accounting Professional and Ethical Standards Board's APES 110 *Code of Ethics for Professional Accountants* (the Code) that are relevant to our audit of the financial report in Australia. We have also fulfilled our other ethical responsibilities in accordance with the Code.

We believe that the audit evidence we have obtained is sufficient and appropriate to provide a basis for our opinion.

MGI refers to one or more of the independent member firms of MGI Worldwide. MGI Worldwide is a network of independent auditing, accounting and consulting firms. Each MGI firm in Australasia is a separate legal entity and has no liability for another Australasian or international member's acts or omissions. MGI is a brand name for the MGI Australasian network and for each of the member firms of MGI Worldwide. Liability limited by a scheme approved under Professional Standards Legislation.

Chartered Accountants
and Taxation Advisors

Independent Auditor's Report (continued)

Key Audit Matters

Key audit matters are those matters that, in our professional judgement, were of most significance in our audit of the financial report of the current period. These matters were addressed in the context of our audit of the financial report as a whole, and in forming our opinion thereon, and we do not provide a separate opinion on these matters.

Key Audit Matter	How Our Audit Addressed the Key Audit Matter
<p>Valuation and Existence of Investments</p> <p>The investment portfolio as at 30 June 2023 comprised of listed equity investments of \$1,275.19 million.</p> <p>We focused on the valuation and existence of investments because investments represent the principal element of the net asset value disclosed on the Consolidated Statement of Financial Position in the financial report.</p>	<p>We tested the valuation of a representative sample of listed investments by vouching the share prices to external market information to ensure they are fairly stated.</p> <p>We agreed the existence of a representative sample of listed investments by confirming shareholdings with share registries.</p> <p>No material differences were identified.</p>
<p>Revenue from Investments</p> <p>ASAs presume there are risks of fraud in revenue recognition unless rebutted.</p> <p>We focused on the cut-off, accuracy and completeness of dividend revenue and dividend receivables.</p>	<p>We assessed the accounting policy for revenue recognition for compliance with the accounting standards and performed testing to ensure that revenue had been accounted for in accordance with the accounting policy.</p> <p>We found that the accounting policies implemented were in accordance with the accounting standards, and that revenue has been accounted for in accordance with the accounting policy.</p> <p>We tested the accuracy and completeness of dividend revenue by agreeing the dividends and distributions of a representative sample of investments to supporting documentation obtained from share registries.</p> <p>We tested the cut-off and completeness of dividend revenue and dividend receivables by checking the dividend details of a representative sample of investments from external market information and ensured that dividends that were declared before, but payable after, the reporting date were recorded.</p> <p>No material differences were identified.</p>

Other Information

The directors of the Company are responsible for the other information. The other information comprises the information in the annual report for the year ended 30 June 2023, but does not include the financial report and the auditor's report thereon.

Our opinion on the financial report does not cover the other information and we do not express any form of assurance conclusion thereon.

In connection with our audit of the financial report, our responsibility is to read the other information and, in doing so, consider whether the other information is materially inconsistent with the financial report or our knowledge obtained in the audit or otherwise appears to be materially misstated.

If, based on the work we have performed, we conclude that there is a material misstatement of this other information, we are required to report that fact. We have nothing to report in this regard.

Independent Auditor's Report (continued)

Responsibilities of the Directors for the Financial Report

The directors of the Company are responsible for the preparation of the financial report that gives a true and fair view in accordance with Australian Accounting Standards and the *Corporations Act 2001* and for such internal control as the directors determine is necessary to enable the preparation of the financial report that gives a true and fair view and is free from material misstatement, whether due to fraud or error. In Note 2, the directors also state, in accordance with Accounting Standard AASB 101: *Presentation of Financial Statements*, the financial statements comply with *International Financial Reporting Standards*.

In preparing the financial report, the directors are responsible for assessing the Group's ability to continue as a going concern, disclosing, as applicable, matters related to going concern and using the going concern basis of accounting unless the directors either intend to liquidate the Group or to cease operations, or have no realistic alternative but to do so.

Auditor's Responsibilities for the Audit of the Financial Report

Our objectives are to obtain reasonable assurance about whether the financial report as a whole is free from material misstatement, whether due to fraud or error, and to issue an auditor's report that includes our opinion. Reasonable assurance is a high level of assurance, but is not a guarantee that an audit conducted in accordance with the Australian Auditing Standards will always detect a material misstatement when it exists. Misstatements can arise from fraud or error and are considered material if, individually or in the aggregate, they could reasonably be expected to influence the economic decisions of users taken on the basis of this financial reports.

A further description of our responsibilities for the audit of the financial report is located at the Auditing and Assurance Standards Board website at: https://www.auasb.gov.au/auditors_responsibilities/ar1.pdf. This description forms part of our auditor's report.

Report on the Remuneration Report

Opinion on the Remuneration Report

We have audited the Remuneration Report included on pages 17 to 20 of the directors' report for the year ended 30 June 2023.

In our opinion, the Remuneration Report of BKI Investment Company Limited for the year ended 30 June 2023, complies with section 300A of the *Corporations Act 2001*.

Responsibilities

The directors of BKI Investment Company Limited are responsible for the preparation and presentation of the Remuneration Report in accordance with section 300A of the *Corporations Act 2001*. Our responsibility is to express an opinion on the Remuneration Report, based on our audit conducted in accordance with Australian Auditing Standards.

MGI Sydney Assurance Services

MGI Sydney Assurance Services Pty Limited

Chartered Accountants



Kimmy Jongue

Director

Sydney, 18 July 2023

Auditor's Independence Declaration



MGI Sydney Assurance Services Pty Limited
Level 14, 20 Martin Place
Sydney NSW 2000
Tel: +61 2 9230 9200
PO Box H258
Australia Square
Sydney NSW 1215
ABN 24 160 063 525
www.mgisyd.com.au

BKI INVESTMENT COMPANY LIMITED AND CONTROLLED ENTITIES

ABN: 23 106 719 868

AUDITOR'S INDEPENDENCE DECLARATION UNDER SECTION 307C OF THE CORPORATIONS ACT 2001 TO THE DIRECTORS OF BKI INVESTMENT COMPANY LIMITED AND CONTROLLED ENTITIES

As lead auditor for the audit of BKI Investment Company Ltd and its Controlled Entities for the year ended 30 June 2023, I declare that, to the best of my knowledge and belief, there have been:

- (i) no contraventions of the auditor independence requirements as set out in the *Corporations Act 2001* in relation to the audit; and
- (ii) no contraventions of any applicable code of professional conduct in relation to the audit.

MGI Sydney Assurance Services

MGI Sydney Assurance Services Pty Limited
Chartered Accountants

A handwritten signature in black ink, appearing to read 'Kimmy Jongue', written over a white background.

Kimmy Jongue
Director

Sydney, 18 July 2023

MGI refers to one or more of the independent member firms of MGI Worldwide. MGI Worldwide is a network of independent auditing, accounting and consulting firms. Each MGI firm in Australasia is a separate legal entity and has no liability for another Australasian or international member's acts or omissions. MGI is a brand name for the MGI Australasian network and for each of the member firms of MGI Worldwide. Liability limited by a scheme approved under Professional Standards Legislation.

Chartered Accountants
and Taxation Advisors

Shareholder Information

for the year ended 30 June 2023

The shareholder information set out below was applicable as at 30 June 2023.

Distribution of equitable securities

Analysis of number of equitable security holders by size of holding:

Number of shares held	Ordinary shares	
	Number of holders	% of total shares issued
1 – 1,000	1,599	9.24
1,001 – 5,000	2,590	14.96
5,001 – 10,000	2,308	13.33
10,001 – 100,000	9,487	54.81
100,001 and over	1,325	7.66
	17,309	100.00
Holding less than a marketable parcel of 290 shares	669	3.87

Equity security holders

Twenty largest quoted equity security holders

The names of the twenty largest security holders of quoted equity securities are listed below:

	Ordinary shares	
	Number held	% of total shares issued
Washington H Soul Pattinson and Company Limited	64,534,868	8.15
BNP Paribas Nominees Pty Ltd Hub24 Custodial Serv Ltd	23,505,489	2.97
Huntley Group Investments Pty Ltd	8,523,274	1.08
HSBC Custody Nominees (Australia) Limited	8,135,044	1.03
J S Millner Holdings Pty Limited	6,234,373	0.79
J P Morgan Nominees Australia Pty Limited	5,725,270	0.72
Netwealth Investments Limited	3,555,149	0.45
I R McDonald Pty Ltd	3,000,000	0.38
Citicorp Nominees Pty Limited	2,548,244	0.32
John E Gill Trading Pty Ltd	2,302,950	0.29
Fennybentley Pty Ltd	2,281,044	0.29
Nibot Pty Limited	2,251,845	0.28
Donald Cant Pty Ltd	2,216,771	0.28
T N Phillips Investments Pty Ltd	2,190,624	0.28
Mr Timothy Frank Robertson	2,154,183	0.27
Snow Foundation Limited	2,092,700	0.26
K C Perks Investments Pty Ltd	2,052,296	0.26
G Guglielmini Nominees Pty Ltd	1,901,504	0.24
Jeanneau Cloud Nine Pty Ltd	1,818,073	0.23
Mr Timothy Frank Robertson	1,765,428	0.22
	148,789,129	18.79

Shareholder Information (continued)

Equity security holders (continued)

Article 5.12 of the Company's Constitution provides:

- (a) Subject to this Constitution and any rights or restrictions attached to a class of Shares, on a show of hands at a meeting of Members, every Eligible Member present has one vote.
- (b) Subject to this Constitution and any rights or restrictions attached to a class of Shares, on a poll at a meeting of Members, every Eligible Member present has:
 - (i) one vote for each fully paid up Share (whether the issue price of the Share was paid up or credited or both) that the Eligible Member holds; and
 - (ii) a fraction of one vote for each partly paid up Share that the Eligible Member holds. The fraction is equal to the proportion which the amount paid up on that Share (excluding amounts credited) is to the total amounts paid up and payable (excluding amounts credited) on that Share.

Unquoted equity securities

There are no unquoted equity securities.

Substantial holders

As at 30 June 2023 the name and holding of each substantial shareholder as disclosed in a notice received by the Parent is listed below. The number of shares held and percentage ownership do not necessarily reflect the current ownership levels of these shareholders, as any subsequent movements of less than 1% would not need to be disclosed to ASX or the Company.

Substantial Shareholder	Number Held	% of total shares issued
Washington H Soul Pattinson & Company Limited ¹	62,405,057	7.88
Brickworks Limited ²	62,405,057	7.88

¹ Details included on substantial shareholder notice dated 26 June 2018.

² Details included on substantial shareholder notice dated 27 June 2018. Shares held by Brickworks Limited represent a technical relevant interest as a result of Brickworks Limited's shareholding in Washington H Soul Pattinson & Company Limited.

Other information

There is no current on-market buy-back in place.

There were 115 (2022: 109) transactions in securities undertaken by the Group and the total brokerage paid or accrued during the year was \$239,906 (2022: \$448,268).

Management expense ratio

The Management Expense Ratio ("MER") is the operating expenses of the Group for the financial year, as shown in the income statement, expressed as a percentage of the average total assets of the Group for the financial year. The table below summarises the MER for each financial year ended 30 June.

2006	2007	2008	2009	2010	2011	2012	2013	2014
0.56	0.46	0.46	0.31	0.19	0.18	0.18	0.19	0.17
2015	2016	2017	2018	2019	2020	2021	2022	2023
0.18	0.16	0.15	0.16	0.17	0.17	0.17	0.17	0.18

Corporate Directory

Directors

Robert Dobson Millner AO

Non-Executive Chair

David Capp Hall AM

Independent Non-Executive Director

Alexander James Payne

Non-Executive Director

Ian Thomas Huntley

Independent Non-Executive Director

Jacqueline Ann Clarke

Independent Non-Executive Director

Investment Manager

Contact Asset Management Pty Limited (Contact)

Thomas Charles Dobson Millner

Portfolio Manager

William Anthony Culbert

Portfolio Manager

Company Secretary

Amanda Wong

Registered office and principal place of business

Suite 302, Level 3
1 Castlereagh Street
Sydney NSW 2000

Telephone: (02) 7251 6242

Facsimile: (02) 8355 1617

Postal Address:

PO Box H280
Australia Square NSW 1215

Share Register

Link Market Services Limited

Level 12

680 George Street

Sydney NSW 2000

Telephone: 1300 853 816

Auditor

MGI Sydney Assurance Services Pty Ltd

Level 14

20 Martin Place

Sydney NSW 2000

ASX

BKI Investment Company Limited shares are listed on the Australian Securities Exchange (ASX code: **BKI**)

Website

www.bkilimited.com.au

Corporate Governance Statement

www.bkilimited.com.au/about-us/corporate-governance/#statement



**BKI INVESTMENT
COMPANY LIMITED**

ABN: 23 106 719 868

Suite 302, Level 3
1 Castlereagh Street
Sydney NSW 2000



CELEBRATING
20 YEARS

BKI INVESTMENT COMPANY LIMITED

2023

BKI INVESTMENT COMPANY LIMITED

ABN: 23 106 719 868

Notice of Annual General Meeting

Wednesday 8 November 2023 at 11.00am (Sydney time)
at Brickworks Design Studio, 2 Barrack Street, Sydney
or online via www.streamgate.co/bki-2023-agm

An **Invitation** to the Annual General Meeting

Dear Shareholder,

You are invited to join us in person for the 20th Annual General Meeting (“**AGM**”, “the **Meeting**”) of BKI Investment Company Limited (“**BKI**”, “the **Company**”).

Light refreshments will be served following the meeting.

Date: Wednesday 8 November 2023

Time: 11.00am (Sydney time)

Venue: Brickworks Design Studio, 2 Barrack St, Sydney



Notice of Annual General Meeting

Notice is hereby given that the 20th Annual General Meeting (“**AGM**”, “the **Meeting**”) of BKI Investment Company Limited (“**BKI**”, “the **Company**”) is to be held at the Brickworks Design Studio, 2 Barrack Street, Sydney NSW 2000 on Wednesday 8 November 2023 at 11.00am.

If you are unable to attend the AGM, you may view our live AGM webcast using the following link:
<https://www.streamgate.co/bki-2023-agm/>

The Explanatory Statement that accompanies this Notice of Meeting (**Notice**) provides additional information on the matters to be considered at the Meeting. Both the Proxy Form and Explanatory Statement form part of this Notice.

Business

Item 1 Annual Report

To receive and consider the Annual Financial Report and the reports of the Directors and of the Auditor for the financial year ended 30 June 2023.

A copy of the 2023 Annual Report may be obtained from the Company's website at: bkilimited.com.au/annual-reports

Item 2 Resolution 1: Remuneration Report

To consider and, if thought fit, pass the following resolution as a non-binding ordinary resolution:

"That the Remuneration Report for the year ended 30 June 2023 be adopted."

Note: Pursuant to section 250R(3) of the *Corporations Act 2001* the vote on this resolution is advisory only and does not bind the Directors or the Company except in the circumstances described in Division 9 of Part 2G.2 of the *Corporations Act 2001*.

Voting Exclusion Statement

The Company will disregard any votes cast on Resolution 1 by or on behalf of a member of the Company's key management personnel, whose remuneration details are included in the Remuneration Report (**KMP**), or a KMP's closely related party. A "closely related party" includes a spouse, dependant and certain other close family members of a KMP, as well as any companies controlled by a KMP.

However, a vote may be cast on Resolution 1 by a KMP as a proxy, or a KMP's closely related party as a proxy, if the vote is not cast on behalf of a KMP or a closely related party and:

- (a) the proxy appointment is in writing and specifies how the proxy is to vote on Resolution 1; or
- (b) the proxy is the Chair of the Meeting, and:
 - (i) the appointment does not specify the way the proxy is to vote on the resolution; and
 - (ii) the appointment expressly authorises the Chair to exercise the proxy even if the resolution is connected directly or indirectly with the remuneration of the Company's KMPs.
- (c) If you appoint the Chair of the Meeting as your proxy, and you do not direct your proxy how to vote on Resolution 1 on the Proxy Form, you will be expressly authorising the Chair of the Meeting to exercise your proxy even if resolution 1 is connected directly or indirectly with the remuneration of a member of the KMP, which includes the Chair of the Meeting.

Item 3 Resolution 2: Re-Election Of Director

To consider and, if thought fit, pass the following resolution as an ordinary resolution:

"That Mr DC Hall AM, who retires in accordance with the Company's Constitution Rule 6.3(c) and, being eligible, offers himself for re-election, be elected as a Director of the Company."

Details of the qualifications and experience of Mr Hall and the recommendation of the Board in relation to his re-election are set out in the accompanying Explanatory Statement.

Item 4 Resolution 3: Re-Election of Director

To consider and, if thought fit, pass the following resolution as an ordinary resolution:

"That Mr IT Huntley, who retires in accordance with the Company's Constitution Rule 6.3(c) and, being eligible, offers himself for re-election, be elected as a Director of the Company."

Details of the qualifications and experience of Mr Huntley and the recommendation of the Board in relation to his re-election are set out in the accompanying Explanatory Statement.

Item 5 Other Matters

To consider any other matters that may be brought before the Meeting in conformity with the Company's Constitution.

By order of the Board



Amanda Wong
Company Secretary

Dated: 29 August 2023

Shareholders Information

Eligibility for Voting at the meeting

The Board has determined that, for the purposes of the Meeting (including voting at the Meeting), shareholders are those persons who are the holders of BKI's shares at 5:00 pm (Sydney time) on Monday 6 November 2023. Holders of the Company's ordinary shares may vote on all items of business, subject to the Voting Restrictions described above.

Appointing proxies

A shareholder who is entitled to attend and vote at the Meeting may appoint a proxy to attend and vote on their behalf. A proxy need not be a shareholder and can be either an individual or a body corporate. Where the Chair is appointed proxy, unless he is restricted from voting on a resolution, he will vote in accordance with the shareholder's directions as specified on the Proxy Form or, in the absence of a direction, in favour of the resolutions contained in the Notice of Meeting.

A shareholder that is entitled to cast two or more votes may appoint up to two proxies. Where a shareholder wishes to appoint two proxies, an additional Proxy Form may be obtained by contacting the Company's Share Registry.

A shareholder appointing two proxies may specify the proportion or number of votes each proxy is appointed to exercise. If a shareholder appoints two proxies and does not specify the percentage of voting rights that each proxy may exercise, the rights are deemed to be 50% each.

Corporate representatives

A body corporate may appoint an individual as its representative to exercise any of the powers the body may exercise at the Meeting. The appointment may be a standing one. Unless the appointment states otherwise, the representative may exercise all of the powers that the appointing body could exercise at a Meeting or in voting on a resolution.

The appointment must comply with the requirements of section 250D of the Corporations Act 2001. Prior to the commencement of the Meeting, the representative must provide the Share Registry with a duly authorised Certificate of Appointment of Corporate Representative as evidence of his or her appointment, including any authority under which the appointment is signed, unless it has previously been given to the Company.

Voting by Proxy

Under the Corporations Act, if the appointment of a proxy specifies the way the proxy is to vote on a particular resolution:

- if the proxy is not the Chair of the Meeting, the proxy need not vote on a poll but if the proxy does so, the proxy must vote as directed (subject to any applicable voting restrictions); and
- if the proxy is the Chair of the Meeting, the proxy must vote on a poll and must vote as directed.

In addition, there are some circumstances where the Chair of the Meeting will be taken to have been appointed as a shareholder's proxy for the purposes of voting on a particular resolution even if the shareholder has not expressly appointed the Chair of the Meeting as their proxy. This will be the case where the appointment of proxy specifies the way the proxy is to vote on a particular resolution; the appointed proxy is not the Chair of the meeting; a poll is called on the resolution, and either the proxy is not recorded as attending the Meeting or the proxy attends the Meeting but does not vote on the resolution.

Lodging your Proxy Form

A personalised Proxy Form accompanies this Notice of Meeting. To be valid, your Proxy Form must be received at the Company's Share Registry by one of the means outlined below by no later than 11:00am (Sydney time), Monday 6 November 2023 (Proxy Deadline):

- **by post to:**
Link Market Services Limited
Locked Bag A14, Sydney South NSW 1235
- **by facsimile to:**
+61 (0) 2 9287 0309
- **in person:**
Level 12, 680 George Street, Sydney NSW 2000
- **online at:**
<https://investorcentre.linkgroup.com>

If a shareholder has appointed an attorney to attend and vote at the Meeting, or if the proxy is signed by an attorney, the power of attorney (or a certified copy of the power of attorney) must be received by the Company's Share Registry before the Proxy Deadline, unless this document has previously been lodged with the Company's Share Registry for notation.

Admission to Meeting

Shareholders who will be attending the meeting, and who will not be appointing a proxy, are asked to bring the proxy form to the meeting to facilitate the admission process.

Shareholders who do not plan to attend the meeting are encouraged to complete the online proxy registration process as explained on the proxy form. Alternatively, shareholders can return the proxy form via the various options described on the proxy form.

Explanatory Notes

These Explanatory Notes have been prepared for the information of shareholders in connection with the business to be conducted at, and form part of the Notice of Meeting for, the Annual General Meeting of the Company to be held on Wednesday 8 November 2023 at 11.00am (Sydney time).

Item 1 Receive and consider the financial and other reports for the year ended 30 June 2023

This item does not require voting by shareholders. It is intended to provide an opportunity for shareholders as a whole to raise questions on the reports themselves and on the performance and management of the Company.

The Auditors of the Company will be present at the meeting and will be available to answer any questions.

Item 2 Resolution 1: Adopt the Remuneration Report for the year ended 30 June 2023 (ordinary resolution)

The Directors' Report contains within it, a separate and clearly identified section which contains the Remuneration Report. Please refer to the 2023 Annual Report for further details.

The vote on this resolution will be advisory only and does not bind the Directors or the Company except in the circumstances described in Division 9 of Part 2G.2 of the *Corporations Act 2001*. The vote will, however, be taken into consideration in determining future remuneration policy for Directors and executives. Shareholders will also be given a reasonable opportunity, as a whole, to ask questions about, and make comments on, the Remuneration Report.

As a result of amendments to the *Corporations Act 2001* known generally as the "two strikes rule", shareholders should note that the result of the vote on this resolution may affect next year's annual general meeting. If 25% or more of the votes cast on this resolution are "against" the resolution at both the 2023 and 2024 annual general meetings of the Company, then a further resolution on whether to hold a meeting to spill the Board would need to be considered at the 2024 annual general meeting.

The Chair of the Meeting intends to vote undirected proxies in favour of Resolution 1.

Recommendation

Noting that each Director has a personal interest in their own remuneration from BKI (as described in the 2023 Remuneration Report), each Director recommends that shareholders vote in favour of the adoption of the 2023 Remuneration Report.

Item 3 Resolution 2: Re-election of a director (ordinary resolution)

David Capp Hall AM, FCA, FAICD
– Independent Non-Executive Director

Mr Hall was appointed a Non-executive Director and Chair of the Audit & Risk Committee upon the Company's formation in October 2003, serving the Company in that capacity for 20 years. Mr Hall is a Chartered Accountant with extensive experience in corporate management, finance and as a Company Director. Mr Hall has held senior executive positions and Directorships in a range of other businesses, including investment management companies, for more than 40 years.

Special Responsibilities:

- Chair of the Audit & Risk Committee
- Member of the Remuneration Committee

Prior to nominating Mr Hall for re-election as a Director, the Company's Nomination Committee, which does not include Mr Hall, considered Mr Hall's personal skills set and experience; the strategic objectives of the Company and the current economic climate; and the combined skills set of the Board. It is the unanimous view of the Nomination Committee that Mr Hall's unique business relationships; accounting and financial skills; technical knowledge of investment companies; and investment and governance experience; continue to be of significant benefit to the Company.

The Nomination Committee also considered Mr Hall's independence, noting that while Mr Hall has been a director for 20 years, he has at no point during that period been engaged in an executive capacity, nor has he partaken in any management activities of the Company. Mr Hall also holds an interest in 3,050,899 shares in BKI. This holding provides alignment between the interests of Mr Hall and the Company and the holdings are not of a significantly large size to compromise his independence.

The Nomination Committee therefore considers Mr Hall to be an Independent Director.

If re-elected, Mr Hall will continue as a Director and be subject to retirement by rotation under the Company's Constitution.

Recommendation

The Board, other than Mr Hall, unanimously recommends that shareholders vote in favour of the election of Mr Hall.

Item 4 Resolution 3: Re-election of a director (ordinary resolution)

Ian Thomas Huntley BA

– Independent Non-Executive Director

Mr Huntley joined the Board as a Non-Executive Director in February 2009. After a career in financial journalism, Mr Huntley acquired “Your Money Weekly” newsletter in 1973. Over the following 33 years, Mr Huntley built the *Your Money Weekly* newsletter into one of Australia’s best known investment advisory publications. He and his partners sold the business to Morningstar Inc of the USA in mid-2006.

Special Responsibilities:

- Member of the Investment Committee
- Member of the Audit & Risk Committee
- Member of the Remuneration Committee

Prior to nominating Mr Huntley for re-election as a Director, the Company’s Nomination Committee, which does not include Mr Huntley, considered Mr Huntley’s personal skills set and experience; the strategic objectives of the Company and the current economic climate; and the combined skills set of the Board. It is the unanimous view of the Nomination Committee that Mr Huntley’s unique business relationships; financial journalism skills; technical knowledge of investment companies; and investment and governance experience; continue to be of significant benefit to the Company.

The Nomination Committee have also considered Mr Huntley’s independence, noting that while Mr Huntley has been a director for over 14 years, he has at no point during that period been engaged in an executive capacity, nor has he partaken in any management activities of the Company. Mr Huntley also holds an interest in 11,300,452 shares in BKI. This holding provides alignment between the interests of Mr Huntley and the Company and is not of a significantly large size for the holding to compromise his independence.

The Nomination Committee therefore considers Mr Huntley to be an Independent Director.

If re-elected, Mr Huntley will continue as a Director and be subject to retirement by rotation under BKI’s constitution.

Recommendation

The Board, other than Mr Huntley, unanimously recommends that shareholders vote in favour of the election of Mr Huntley.

Questions and comments by Shareholders at the meeting

in accordance with the *Corporations Act 2001* and the BKI Continuous Disclosure & Shareholder Communications Policy, Shareholders will be given reasonable opportunity as a whole to ask questions about or make comments on the management of the Company.

Similarly, a reasonable opportunity will be given to shareholders as a whole to ask the Company’s external Auditor questions relevant to:

- (i) the conduct of the audit; and
- (ii) the preparation and content of the Auditor’s Report; and
- (iii) the accounting policies adopted by the Company in relation to the preparation of the Financial Statements; and
- (iv) the independence of the Auditor in relation to the conduct of the audit.

Shareholders may also submit a written question to the Auditor if the question is relevant to:

- (a) the content of the Auditor’s Report to be considered at the AGM; or
- (b) the conduct of the audit of the Annual Financial Report to be considered at the AGM.

Relevant written questions to the Auditor must be received by no later than 5.00pm (Sydney time) on 1 November 2023. A list of those relevant written questions will be made available to shareholders attending the AGM.

The Company will endeavour to answer all questions it deems appropriate before or during the Meeting. Otherwise, answers to such questions will be made available as soon as practicable after.

Please send written questions by:

- 1) **Email:** to info@bkilimited.com.au; or to
- 2) **BKI Investment Company Limited**
PO Box H280
Australia Square NSW 1215

by no later than 5.00pm (Sydney Time) on 1 November 2023.

Corporate Directory

Directors

Robert Dobson Millner AO

Non-Executive Chair

David Capp Hall AM

Independent Non-Executive Director

Alexander James Payne

Non-Executive Director

Ian Thomas Huntley

Independent Non-Executive Director

Jacqueline Ann Clarke

Independent Non-Executive Director

Investment Manager

Contact Asset Management Pty Limited (Contact)

Thomas Charles Dobson Millner

Portfolio Manager

William Anthony Culbert

Portfolio Manager

Company Secretary

Amanda Wong

Registered office and principal place of business

Suite 302, Level 3
1 Castlereagh Street
Sydney NSW 2000

Telephone: (02) 7251 6242

Facsimile: (02) 8355 1617

Postal Address:

PO Box H280
Australia Square NSW 1215

Share Registry

Link Market Services Limited

Level 12

680 George Street

Sydney NSW 2000

Telephone: 1300 853 816

Auditor

MGI Sydney Assurance Services Pty Ltd

Level 14

20 Martin Place

Sydney NSW 2000

ASX

BKI Investment Company Limited shares are listed on the Australian Securities Exchange (ASX code: **BKI**)

Website

www.bkilimited.com.au

Corporate Governance Statement

www.bkilimited.com.au/about-us/corporate-governance/#statement




**BKI INVESTMENT
COMPANY LIMITED**

ABN: 23 106 719 868

Suite 302, Level 3
1 Castlereagh Street
Sydney NSW 2000


LODGE YOUR VOTE

 **ONLINE**
<https://investorcentre.linkgroup.com>

 **BY MAIL**
BKI Investment Company Limited
C/- Link Market Services Limited
Locked Bag A14
Sydney South NSW 1235 Australia

 **BY FAX**
+61 2 9287 0309

 **BY HAND**
Link Market Services Limited
Level 12, 680 George Street, Sydney NSW 2000

 **ALL ENQUIRIES TO**
Telephone: 1300 853 816 Overseas: +61 1300 853 816



X99999999999

PROXY FORM

I/We being a member(s) of BKI Investment Company Limited and entitled to participate in and vote hereby appoint:

APPOINT A PROXY

the Chairman of the Meeting (mark box)

OR if you are **NOT** appointing the Chairman of the Meeting as your proxy, please write the name of the person or body corporate you are appointing as your proxy

STEP 1

or failing the person or body corporate named, or if no person or body corporate is named, the Chairman of the Meeting, as my/our proxy to act on my/our behalf (including to vote in accordance with the following directions or, if no directions have been given and to the extent permitted by the law, as the proxy sees fit) at the Annual General Meeting of the Company to be held at **11:00am on Wednesday, 8 November 2023 at Brickworks Design Studio, 2 Barrack Street, Sydney (the Meeting)** and at any postponement or adjournment of the Meeting.

Important for Resolution 1: If the Chairman of the Meeting is your proxy, either by appointment or by default, and you have not indicated your voting intention below, you expressly authorise the Chairman of the Meeting to exercise the proxy in respect of Resolution 1, even though the Resolution is connected directly or indirectly with the remuneration of a member of the Company's Key Management Personnel (**KMP**).

The Chairman of the Meeting intends to vote undirected proxies in favour of each item of business.

VOTING DIRECTIONS

Proxies will only be valid and accepted by the Company if they are signed and received no later than 48 hours before the Meeting. Please read the voting instructions overleaf before marking any boxes with an .

Resolutions

For Against Abstain*

Resolution 1

Remuneration Report

<input type="checkbox"/>	<input type="checkbox"/>	<input type="checkbox"/>
--------------------------	--------------------------	--------------------------

Resolution 2

Re-election of Director – Mr DC Hall


<input type="checkbox"/>	<input type="checkbox"/>	<input type="checkbox"/>
--------------------------	--------------------------	--------------------------

Resolution 3

Re-election of Director – Mr IT Huntley

<input type="checkbox"/>	<input type="checkbox"/>	<input type="checkbox"/>
--------------------------	--------------------------	--------------------------

STEP 2

 * If you mark the Abstain box for a particular Item, you are directing your proxy not to vote on your behalf on a show of hands or on a poll and your votes will not be counted in computing the required majority on a poll.

SIGNATURE OF SHAREHOLDERS – THIS MUST BE COMPLETED

Shareholder 1 (Individual)

Joint Shareholder 2 (Individual)

Joint Shareholder 3 (Individual)

Sole Director and Sole Company Secretary

Director/Company Secretary (Delete one)

Director

STEP 3

This form should be signed by the shareholder. If a joint holding, either shareholder may sign. If signed by the shareholder's attorney, the power of attorney must have been previously noted by the registry or a certified copy attached to this form. If executed by a company, the form must be executed in accordance with the company's constitution and the *Corporations Act 2001* (Cth).



HOW TO COMPLETE THIS SHAREHOLDER PROXY FORM

YOUR NAME AND ADDRESS

This is your name and address as it appears on the Company's share register. If this information is incorrect, please make the correction on the form. Shareholders sponsored by a broker should advise their broker of any changes. **Please note: you cannot change ownership of your shares using this form.**

APPOINTMENT OF PROXY

If you wish to appoint the Chairman of the Meeting as your proxy, mark the box in Step 1. If you wish to appoint someone other than the Chairman of the Meeting as your proxy, please write the name of that individual or body corporate in Step 1. A proxy need not be a shareholder of the Company.

DEFAULT TO CHAIRMAN OF THE MEETING

Any directed proxies that are not voted on a poll at the Meeting will default to the Chairman of the Meeting, who is required to vote those proxies as directed. Any undirected proxies that default to the Chairman of the Meeting will be voted according to the instructions set out in this Proxy Form, including where the Resolution is connected directly or indirectly with the remuneration of KMP.

VOTES ON ITEMS OF BUSINESS – PROXY APPOINTMENT

You may direct your proxy how to vote by placing a mark in one of the boxes opposite each item of business. All your shares will be voted in accordance with such a direction unless you indicate only a portion of voting rights are to be voted on any item by inserting the percentage or number of shares you wish to vote in the appropriate box or boxes. If you do not mark any of the boxes on the items of business, your proxy may vote as he or she chooses. If you mark more than one box on an item your vote on that item will be invalid.

APPOINTMENT OF A SECOND PROXY

You are entitled to appoint up to two persons as proxies to participate in the Meeting and vote on a poll. If you wish to appoint a second proxy, an additional Proxy Form may be obtained by telephoning the Company's share registry or you may copy this form and return them both together.

To appoint a second proxy you must:

- (a) on each of the first Proxy Form and the second Proxy Form state the percentage of your voting rights or number of shares applicable to that form. If the appointments do not specify the percentage or number of votes that each proxy may exercise, each proxy may exercise half your votes. Fractions of votes will be disregarded; and
- (b) return both forms together.

SIGNING INSTRUCTIONS

You must sign this form as follows in the spaces provided:

Individual: where the holding is in one name, the holder must sign.

Joint Holding: where the holding is in more than one name, either shareholder may sign.

Power of Attorney: to sign under Power of Attorney, you must lodge the Power of Attorney with the registry. If you have not previously lodged this document for notation, please attach a certified photocopy of the Power of Attorney to this form when you return it.

Companies: where the company has a Sole Director who is also the Sole Company Secretary, this form must be signed by that person. If the company (pursuant to section 204A of the *Corporations Act 2001*) does not have a Company Secretary, a Sole Director can also sign alone. Otherwise this form must be signed by a Director jointly with either another Director or a Company Secretary. Please indicate the office held by signing in the appropriate place.

CORPORATE REPRESENTATIVES

If a representative of the corporation is to participate in the Meeting the appropriate "Certificate of Appointment of Corporate Representative" must be produced prior to admission in accordance with the Notice of Meeting. A form of the certificate may be obtained from the Company's share registry or online at www.linkmarketservices.com.au.

LODGEMENT OF A PROXY FORM

This Proxy Form (and any Power of Attorney under which it is signed) must be received at an address given below by **11:00am on Monday, 6 November 2023**, being not later than 48 hours before the commencement of the Meeting. Any Proxy Form received after that time will not be valid for the scheduled Meeting.

Proxy Forms may be lodged using the reply paid envelope or:



ONLINE

<https://investorcentre.linkgroup.com>

Login to the Link website using the holding details as shown on the Proxy Form. Select 'Voting' and follow the prompts to lodge your vote. To use the online lodgement facility, shareholders will need their "Holder Identifier" - Securityholder Reference Number (SRN) or Holder Identification Number (HIN).



BY MOBILE DEVICE

Our voting website is designed specifically for voting online. You can now lodge your proxy by scanning the QR code adjacent or enter the voting link <https://investorcentre.linkgroup.com> into your mobile device. Log in using the Holder Identifier and postcode for your shareholding.

QR Code



To scan the code you will need a QR code reader application which can be downloaded for free on your mobile device.



BY MAIL

BKI Investment Company Limited
C/- Link Market Services Limited
Locked Bag A14
Sydney South NSW 1235
Australia



BY FAX

+61 2 9287 0309



BY HAND

delivering it to Link Market Services Limited*
Level 12
680 George Street
Sydney NSW 2000

*During business hours Monday to Friday (9:00am - 5:00pm)

**IF YOU WOULD LIKE TO PARTICIPATE IN AND VOTE AT THE ANNUAL GENERAL MEETING, PLEASE BRING THIS FORM WITH YOU.
THIS WILL ASSIST IN REGISTERING YOUR ATTENDANCE.**