

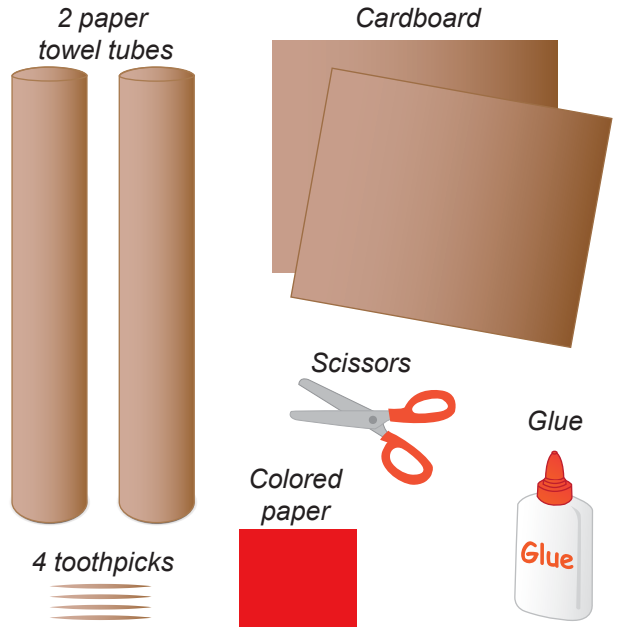
# Cardboard Castle Craft



Windsor Castle is the oldest and largest occupied castle in the world. England's royal families have been living in it for almost 1,000 years. Follow the directions below to build your own castle!




## MATERIALS

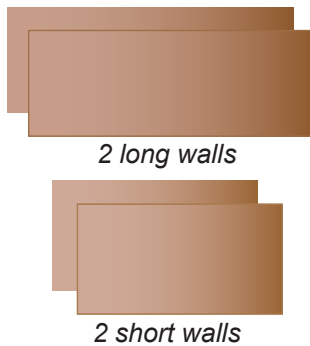


## INSTRUCTIONS


**1** Cut both paper towel tubes in half to make four castle towers.




**2** Cut the cardboard into four pieces to make the castle walls.



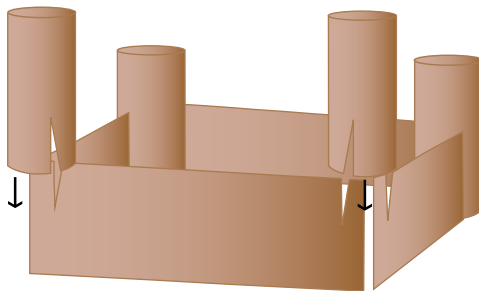
**3** Cut two 2-inch slits up the bottom of each tower (space the slits 2 inches apart).



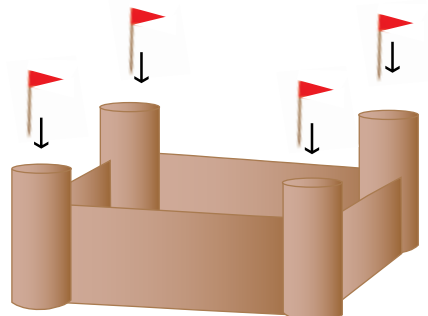
**4** Cut two 2-inch slits at the top of each wall, half an inch from the wall edges.



**5** Slide the wall slits into the tower slits.



**6** Cut four triangles of colored paper. Glue the triangles to the tops of the toothpicks. Glue the toothpicks to the insides of each tower.



**Optional:** Decorate your castle by cutting door openings and square gaps into the tops of the walls and towers.

