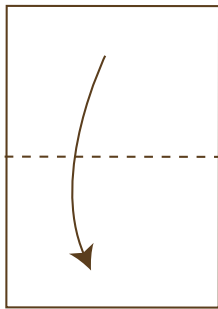
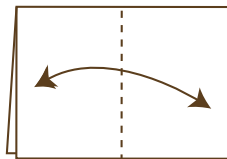


Paper Boat Craft

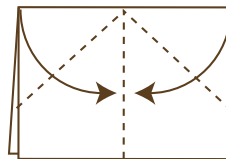
Boats have been used as a form of transportation for thousands of years! Follow the instructions to make your own boat out of paper with the help of an adult.



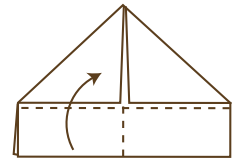
1. Fold a piece of paper in half.



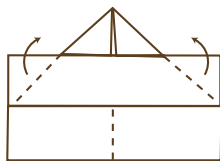
2. Fold it in half again and unfold it to make a center crease.



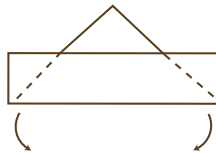
3. Fold the top corners to the center.



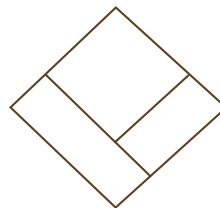
4. Fold the top strip upwards.



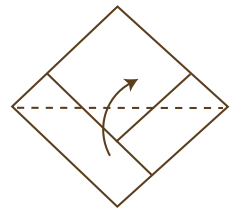
5. Fold the corners back. Turn the paper over.



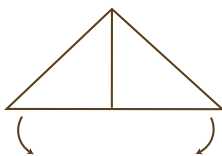
6. Fold the strip upwards. Hold the bottom corners and push together. The triangle bottom opens...



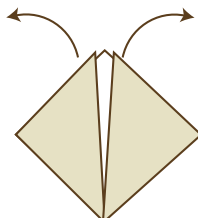
7. ...then collapses into a flat square.



8. Fold the top flap upwards. Turn the paper over. Repeat on the other side.



9. Hold the bottom corners and push together, repeating Steps 6-7.



10. Grab the upper corners and pull them apart. Watch the boat's cabin pop up!

