



Animals Around the World

During their travels, Mia and Max saw animals from all around the world. Color the animals below.



Spider Monkey


South America and
Central America



Narwhal


The Arctic Ocean

ANIMALS 



Lion

Africa

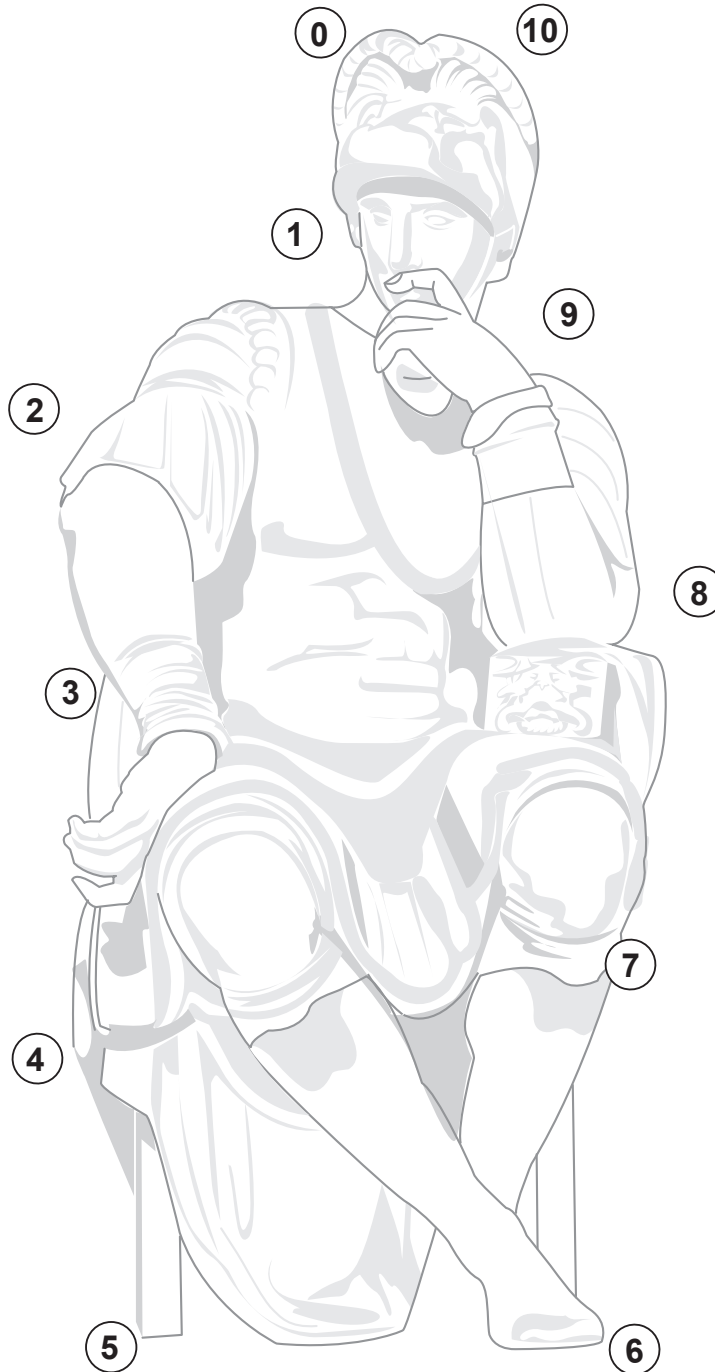


Brown Bear

North America, Asia
and Europe

Trace a Sculpture

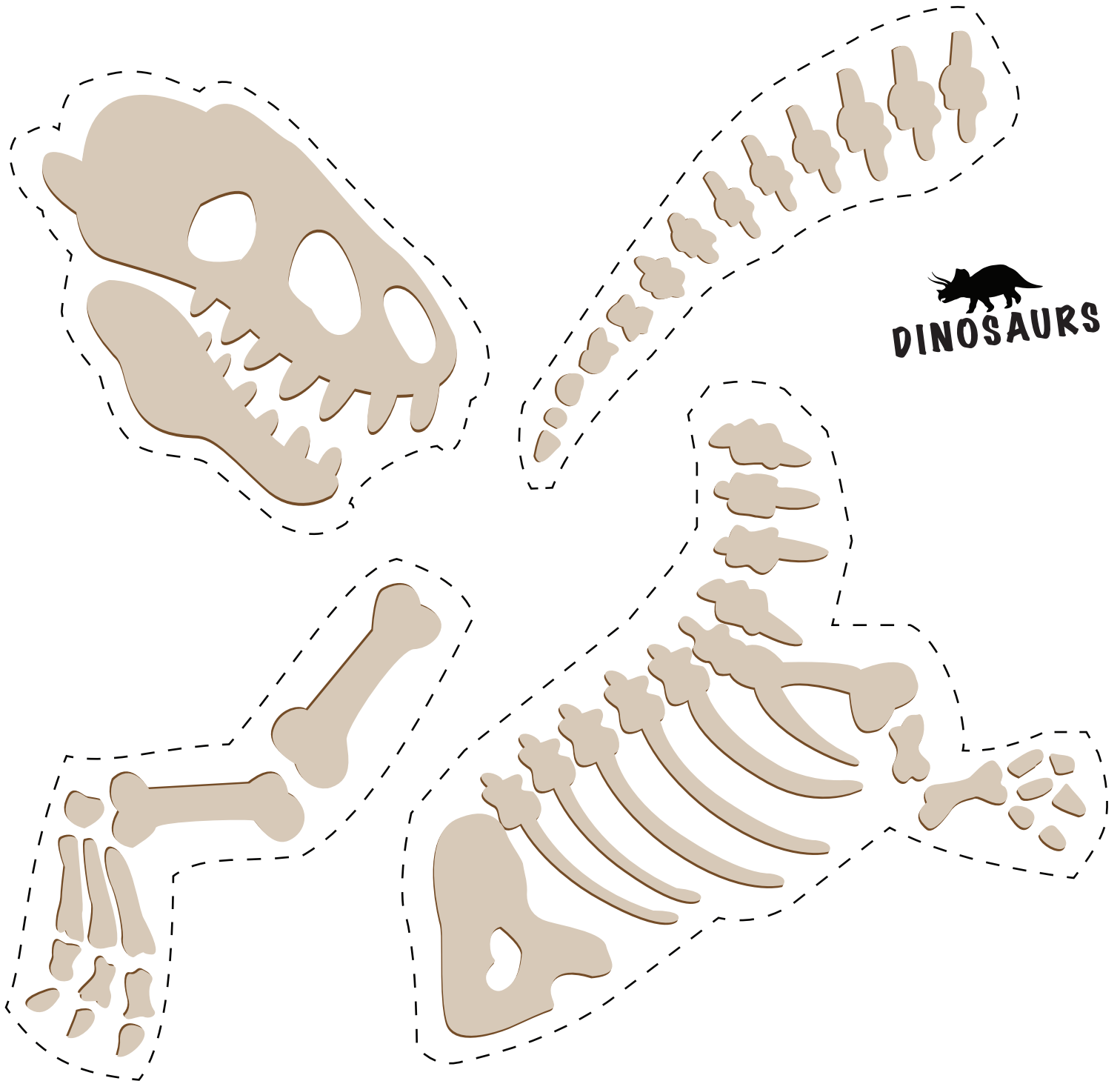
The art of sculpting has been popular in Europe for thousands of years. One of the greatest sculptors in European history was Michelangelo. Trace one of his sculptures below.



Fun Fact: Michelangelo made this famous sculpture as a memorial to Lorenzo de' Medici, a ruler in Florence, Italy in the mid-1500s. Lorenzo de' Medici was popular for supporting art in Florence. Toward the end of his life he opened a sculpting school where Michelangelo began studying at 15 years old.

Dinosaur Fossil Puzzle

Archaeologists unearth dinosaur fossils and piece them together into skeletons. Use scissors to cut out each of the 4 dinosaur skeleton pieces below. Use tape or brass fasteners to connect the pieces and make a full skeleton. Use the complete skeleton image to the left as your guide.



Food Toppings Around the World

Max and Mia tasted many new flavors during their travels around the world. The dishes below are each missing their toppings. Draw lines to match the dishes to their missing toppings.



Brigadeiros (Brazil)

Small balls of chocolatey dough topped with sprinkles



Gravy and cheese curds



Banana Split (USA)

Vanilla, chocolate and strawberry ice cream served with a banana and topped with pineapple, strawberry and chocolate sauces, whipped cream, cherries and nuts



Sprinkles



Poutine (Canada)

French fries topped with gravy and cheese curds



Meat sauce



Spaghetti Bolognese (Italy)

Spaghetti topped with a tomato-based meat sauce



Fruit sauce, whipped cream, nuts and a cherry

Penguins of Antarctica

Antarctica is extremely cold and dry. Not many animals live there. Emperor penguins have thick feather coats that keep them warm and protect them from the harsh Antarctic weather.


Look at the penguins below and circle the 3 differences on the penguin on the right.





Design a House

Think about a house you'd like to live in. Draw details to the outline below to design your own home.



Ladybug Craft

Ladybugs are beetles. In Europe and some parts of the USA, they're called ladybirds. Farmers and gardeners love ladybugs because they eat aphids, which are pesky insects that destroy plants and crops. Ladybugs are best known for their black spots. They can have as many as 24!

MATERIALS




2 paper plates



scissors




2 black pipe cleaners



string or yarn



hole puncher



black construction paper



red and black paint



glue

INSTRUCTIONS


- 1 Paint one plate black. Paint the other red with black spots.



- 2 Cut a small circle from the black construction paper. Glue the pipe cleaners on to make antennae.



- 3 Glue your ladybug head onto the black plate.



- 4 Cut the red plate in half to make the ladybug's wings.



- 5 Punch holes in the tops of the red plates.



- 6 Punch another hole into the body of your ladybug to attach the wings using string.



Work Hats

Complete the uniforms! Cut out each hat and paste it on the head of whoever is dressed for the matching job.



Cardboard Castle Craft

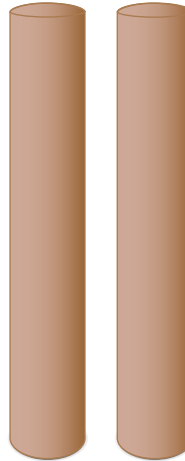


Windsor Castle is the oldest and largest occupied castle in the world. England's royal families have been living in it for almost 1,000 years. Follow the directions below to build your own castle!



MATERIALS

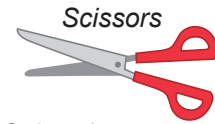

2 paper towel tubes



4 toothpicks



Cardboard



Scissors

Glue




Colored paper



INSTRUCTIONS

1

Cut both paper towel tubes in half to make four castle towers.



2

Cut the cardboard into four pieces to make the castle walls.




2 long walls



2 short walls

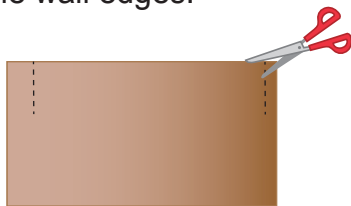
3

Cut two 2-inch slits up the bottom of each tower (space the slits 2 inches apart).



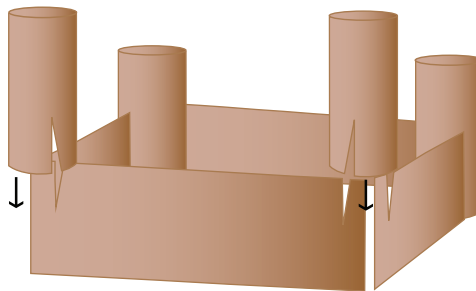
4

Cut two 2-inch slits at the top of each wall, half an inch from the wall edges.



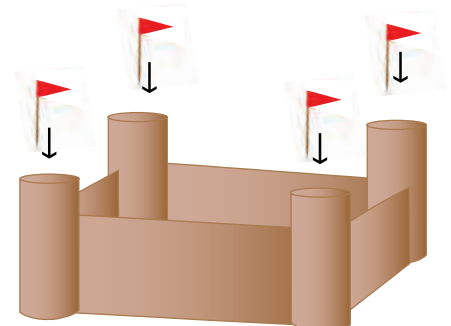
5

Slide the wall slits into the tower slits.



6

Cut four triangles of colored paper. Glue the triangles to the tops of the toothpicks. Glue the toothpicks to the insides of each tower.

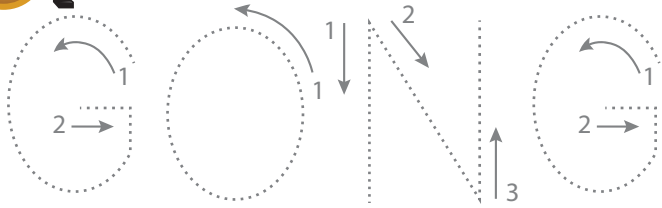


Optional: Decorate your castle by cutting door openings and square gaps into the tops of the walls and towers.

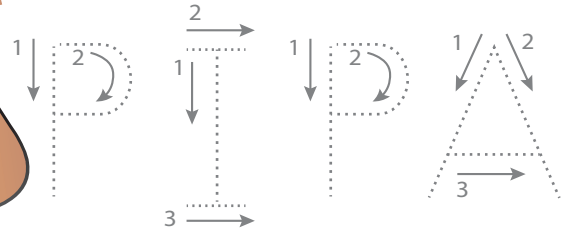


Instruments Around the World

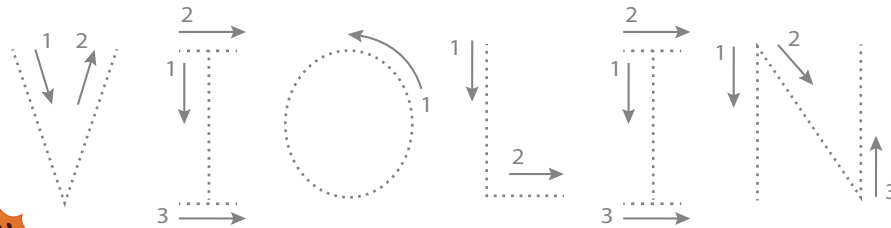
Write the names of instruments found around the world.
Trace each letter with a pencil by following the arrows.



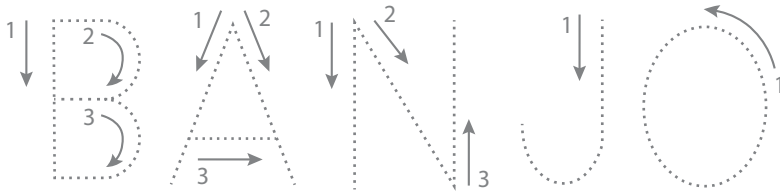
The Chinese gong is a metal plate that makes a musical sound when struck with a mallet.



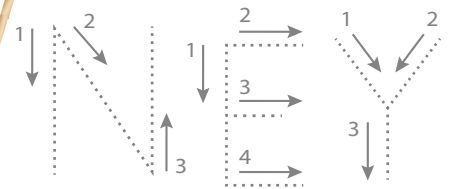
The pipa is a four-stringed lute that has been played in China for thousands of years.



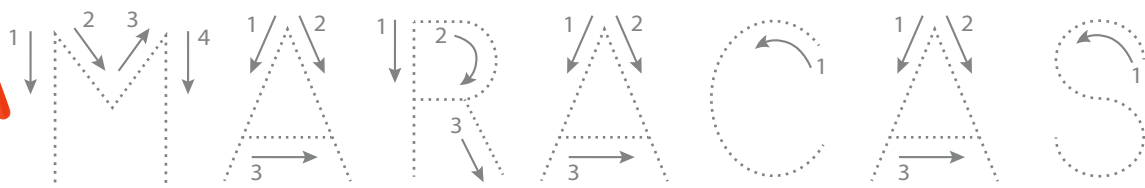
The violin was first made in Italy in the 1500s.



The banjo is popular in today's American folk music, but its roots are actually in Africa. Some Sub-Saharan African cultures have been playing banjos for 800 years!



The ney is a flute used in traditional Arabic music. Today, it is still popular in Egypt and Persia.



Maracas are rattle-like instruments that have been played in both Puerto Rico and Africa for a long time. Today they are most popular in Caribbean salsa music.

Ha Long Bay Junk Maze


Vietnam's Hạ Long Bay contains about 1,600 large limestone pillars. According to Vietnamese legend, a dragon formed the pillars as it stomped through a valley. Today, the bay is full of ships called junks (🚢). Complete the maze to help guide the junk through the bay!

Start



Schooling Fish

When fish move together in the same direction and in an organized way, it's called "schooling." In the wild, schools of fish can contain hundreds or even thousands of fish. Count how many fish you see in this school.



Answer: 15