

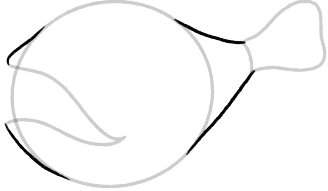
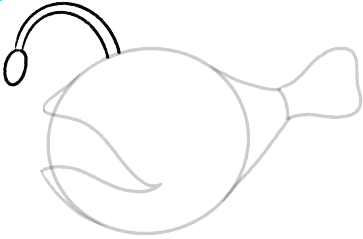






# Let's Draw an Anglerfish!

**Fun Fact:** Adult female anglerfish have an organ called an esca, which lights up to lure prey in the dark.

<p><b>1</b></p>  <p>Start with a large circle. Then, add a small, curved line just to the right of it.</p>	<p><b>2</b></p>  <p>Draw a curved shape to create the tail. Add a wavy "V" shape to form an open mouth.</p>	<p><b>3</b></p>  <p>Connect the tail to the body. Create the lips by connecting the mouth shape to the circle.</p>
<p><b>4</b></p>  <p>Draw a curved line and an oval coming off the top of the anglerfish, to make the esca.</p>	<p><b>5</b></p>  <p>Add a few more fins and a half circle at the edge of the mouth.</p>	<p><b>6</b></p>  <p>Draw an eye and some super sharp teeth.</p>
<p><b>7</b></p>  <p>Add some detail to the fins and make the light glow!</p>	<p><b>8</b></p>  <p>Trace over the lines you want to keep. All done!</p>	<p>Add some color if you'd like!</p> 