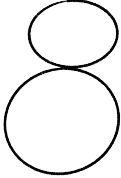

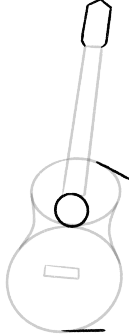
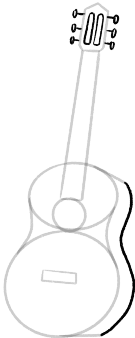
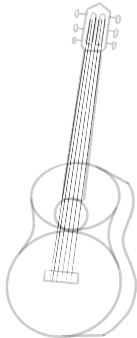






# Let's Draw a Guitar!

**Fun Fact:** The first guitars had four strings. Since the 1700s, however, most have had six. Traditional bass guitars have four.

<p><b>1</b></p>  <p>Start with two circles toward the bottom of your page.</p>	<p><b>2</b></p>  <p>Connect the circles with two curved lines. Add a tall rectangle to form the neck of the guitar and a small rectangle for the bridge.</p>	<p><b>3</b></p>  <p>Add a pointed rectangle at the top and a circle in the middle. Then add two lines at the top and bottom of the circles.</p>
<p><b>4</b></p>  <p>Connect the lines by following the wavy shape of the guitar body. Add six tuning pegs at the top.</p>	<p><b>5</b></p>  <p>Draw the 6 strings!</p>	<p><b>6</b></p>  <p>Add a few more details like so.</p>
<p><b>7</b></p>  <p>Draw some music notes for an added flair!</p>	<p><b>8</b></p>  <p>Trace over the lines you want to keep. Well done!</p>	 <p>Add some color if you'd like!</p>