










# Let's Draw a Crane!

**Fun Fact:** In Japan, the red-crowned crane is known as the *tanchōzuru*.

<p><b>1</b></p>  <p>Start with a small circle slightly to the left of your page. Then draw a tilted oval below it.</p>	<p><b>2</b></p>  <p>Connect the head to the body with two curvy lines. Add a "V" shape to form the tail end.</p>	<p><b>3</b></p>  <p>Draw a pointy beak and two "U" shapes at the bottom of the oval body.</p>
<p><b>4</b></p>  <p>Draw two bent legs like so.</p>	<p><b>5</b></p>  <p>Add two webbed feet.</p>	<p><b>6</b></p>  <p>Draw curved wavy lines to form the shape of the folded wing.</p>
<p><b>7</b></p>  <p>Add an eye and some feathers.</p>	<p><b>8</b></p>  <p>Trace over the lines you want to keep. Finished!</p>	 <p>Color it in if you'd like!</p>