



Flag Garland



Celebrate different countries with a flag garland! This international decoration is fun to hang on a wall, door frame or window. Print and color a new flag each month to add to your garland.

MATERIALS

yarn



scissors



coloring supplies

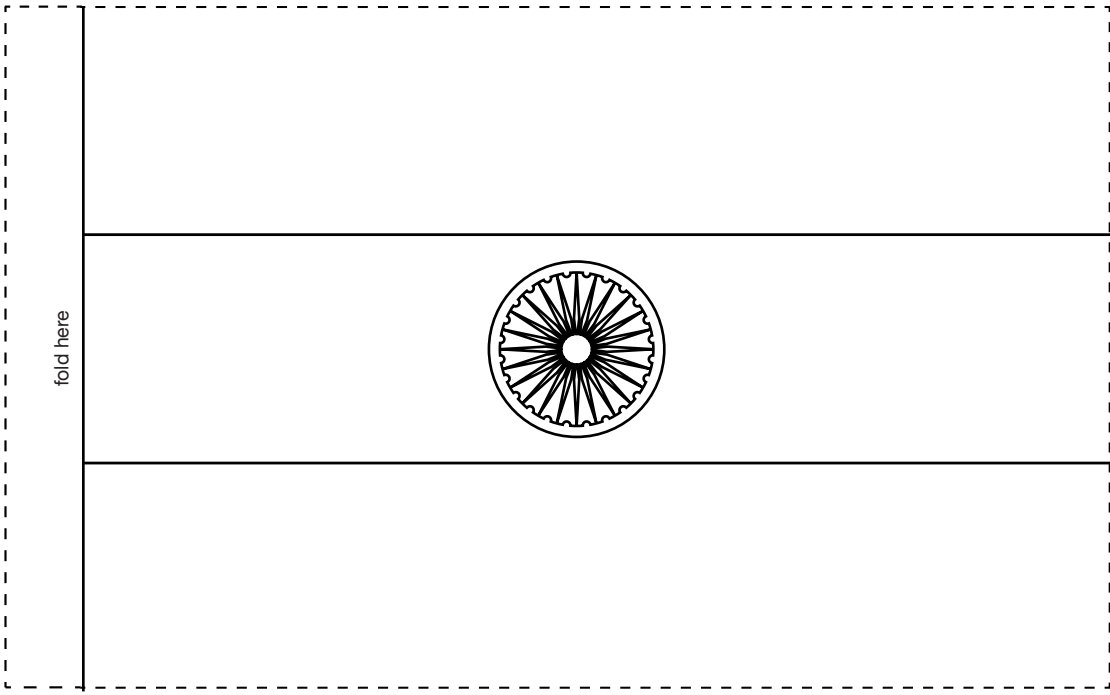


tape



INSTRUCTIONS

- 1 Decide where you will hang your flag garland. Cut a piece of yarn to fit that space.
- 2 Color the flag below to match the flag example.
- 3 Use scissors to carefully cut the dashed line around the edges of the flag.
- 4 Fold back the left side of the flag and hook it over the garland string. Tape the folded part to the back of the flag to secure it.
- 5 Ask an adult to help you hang the flag garland string.



EXAMPLE



Flag of India