



Indigenous Australians share stories from one generation to the next generation through singing, dancing, and art. Some of these tales talk of animals creating natural formations, like mountains and oceans. Choose an animal outline on the next page. Imagine what that animal might create. Follow the steps to make a painting featuring animals shaping the world around them!



A kangaroo creating a waterfall.

MATERIALS



scissors



card stock or thicker paper for painting



glue



markers



paint



paint brushes

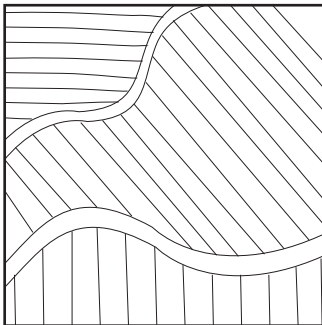


optional:
cotton swabs

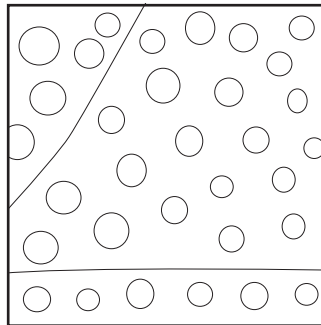
INSTRUCTIONS

- 1 Use scissors to cut out the animal or animals on the next page that you would like to include in your art.
- 2 Glue your animals onto a piece of paper.
- 3 Use paint or a marker to draw natural elements your animal dreamed of, such as water, trees or mountains. Try to fill the page as much as possible.
- 4 Use paint or markers to fill up any empty spaces with thin stripes, dots or circles.


Thin stripes



Dots




Circles




Hint: Use a cotton swab to paint dots!



Blue-tongued Lizard



Sea Turtle



Kangaroo

