




Belka & Strelka: Space Dogs!




The Russian space program has had many achievements in space exploration. They successfully launched the first man (Yuri Gagarin) and first woman (Valentina Tereshkova) into space. Before they sent humans into space, they sent dogs. In 1960, Belka and Strelka made history as the first two dogs to successfully orbit the Earth! Imagine the adventures of these space dogs as told through a comic book. First learn how to draw Belka and Strelka, then draw pictures of them and anything else that would complete the story in the frames of the comic book on the next page.




HOW TO DRAW BELKA & STRELKA

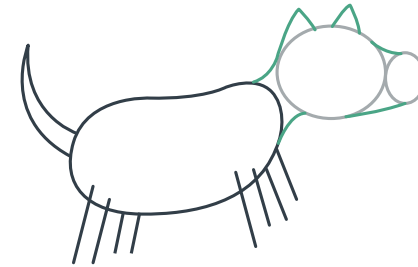
- 1 Draw the body shape and leg lines.




- 2 Add the tail. Draw light circles for the head shape.




- 3 Draw ears and nose lines along the edge of the circle guides.



- 4 Erase circle guides. Draw a smile, with triangles for teeth. Add circles for eyes, with smaller circles for pupils.




- 5 Finish the legs by drawing on space boots. Add a helmet to the head.



- 6 Use this space to practice!



Belka & Strelka: Space Dogs!



HEY, THIS IS FUN!

BELKA AND STRELKA WERE EXPLORING SPACE...

LOOK AT THAT!

IT'S COMING CLOSER!

THEY ENCOUNTERED A STRANGE OBJECT!

OH NO!

HEY!

IT BUMPED THEM!

WHOOOPS!

HAHAHA!

BUT EVERYTHING TURNED OUT JUST FINE.

