


Amelia Fang and the Barbaric Ball Crossword!



@EgmontUK
www.egmont.co.uk

Count Drake's favourite puzzles are crosswords. Now that you've read the book, see if you can complete this crossword below.

Across

1. Florence is NOT a _____ (5)
4. What body part does Amelia's mum, Countess Fang, lose when she's excited? (7)
5. The name of Amelia's loyal pet pumpkin (7)
6. Florence is a rare breed of _____ (4)
8. The unicorn turns Grimaldi's scythe into this type of flower (9)
10. What is Amelia's surname? (4)

Down

2. These tingle when Florence senses danger (3,5)
3. Terrifying sparkly stuff! (7)
7. Amelia and her friends often meet by the Petrified-Tree-That-Looked-Like-A _____? (7)
9. The name of the Fang's ghost butler (4)



The first book in the new Amelia Fang series out now!


Answers
Across: 1. Beast, 4. Eyeball, 5. Squashy, 6. Yell, 8. Sunflower, 10. Fang
Down: 2. Arm Hairs, 3. Clitter, 7 Unicorn, 9. Wooo

EGMONT

For more fun activities head to
Egmont.co.uk/activity-sheets
Text & Illustrations copyright © Laura Ellen Anderson 2017

Make a Batty Bookmark!

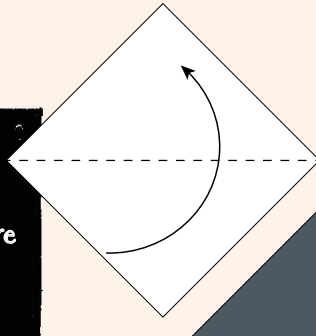
These bookmarks sit perfectly in the corner of the page. You can decorate them to look like your favourite characters!



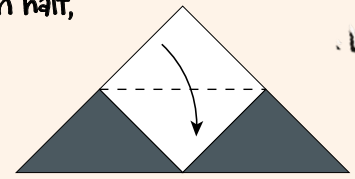
@EgmontUK
www.egmont.co.uk

You will need

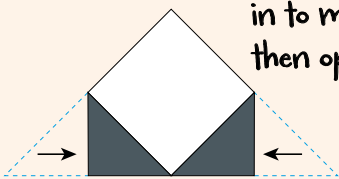
- Coloured paper – 17cm square
- Scraps of coloured paper
- Scissors* • Glue
- Coloured pens



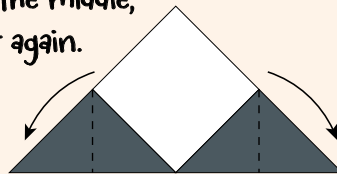
1 Place paper coloured side down and fold in half, corner to corner



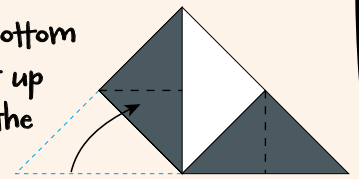
2 Fold top down to meet bottom edge



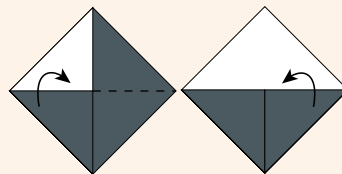
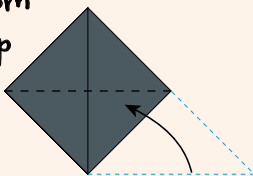
3 Fold each bottom point in to meet at the middle, then open out again.



4 Fold bottom left point up to meet the top point

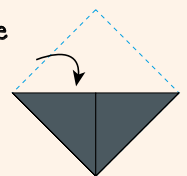


5 Fold bottom right point up to meet the top point




7 Tuck the top triangle inside


6 Along the folds, tuck the top parts of the triangles inside




8 Using your paper scraps, cut out 2 wings, 2 fangs and 2 eyes.




*Be careful using scissors.
Ask an adult if you need help.



9 Glue on the wings, fangs and eyes, to make the battiest bat bookmark!



Why not make your favourite character or create your own ghoul?



The first book in the new Amelia Fang series out now!

For more fun activities head to
Egmont.co.uk/activity-sheets

Text & Illustrations copyright © Laura Ellen Anderson 2017

EGMONT