



KITTY QUEST

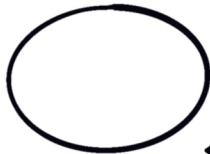
TRIAL BY TENTACLE



HOW TO DRAW WOOLFRIK

PHIL CORBETT

LET'S GO!
DRAW AN OVAL



IMAGINE THE DOTTED LINE IS THE MIDDLE OF HIS FACE.



USE THAT LINE TO DRAW IN THE FACE.



FINISH OFF THE FACE.
HAIR




EARS


HE'S LOOKING OVER THERE.
THAT'S WHY THE LINE BENDS TO THE SIDE.

THE NOSE GOES RIGHT ON THE LINE.

THE HAIR IS JUST A CIRCLE WITH A SLICE TAKEN OUT



HIS BODY IS A RECTANGLE



ADD ARMS, LEGS AND A TAIL.




BUCKLE UP THE BELT.

SHOW A BIT OF THE SHIELD.



AND HINT AT THE SWORD BEHIND HIM.



TRY THE WEAPONS

THIS EXTRA LINE MAKES IT LOOK 3D



WRITTEN & ILLUSTRATED BY PHIL CORBETT





KITTY QUEST

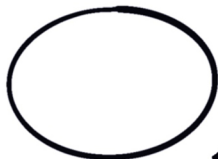
TRIAL BY TENTACLE



HOW TO DRAW PERIGOLD

PHIL CORBETT

LET'S GO!
DRAW AN OVAL



IMAGINE THE DOTTED LINE IS THE MIDDLE OF HER FACE.



USE THAT LINE TO DRAW IN THE FACE.



FINISH OFF THE FACE.



SHE'S LOOKING OVER THERE. THAT'S WHY THE LINE BENDS TO THE SIDE.

THE NOSE GOES RIGHT ON THE LINE.

WOOL DETAILS



HER BODY IS JUST A LONG U



ADD ARMS, LEGS AND A TAIL.



GET WAVY FOR THE TOES AND COLLAR



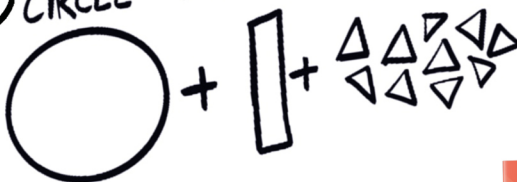
CLOAK AND BAG AND PERIGOLD IS READY TO QUEST.




AND THE FLAIL IS EASY TO DO.

IT'S JUST THESE SHAPES:

CIRCLE + RECTANGLE + LOADS OF TRIANGLES



FLAIL!



WRITTEN & ILLUSTRATED
BY PHIL CORBETT










KITTY QUEST

TRIAL BY TENTACLE

COMPLETE THE COMIC



WRITTEN & ILLUSTRATED
BY PHIL CORBETT