



How to draw a pig




1 Draw a body.




2 Add a face...




3 ...and four legs.



4 Draw two ears and a curly tail.



Draw more pigs on this page.



© Usborne Publishing Limited, 2022

Usborne Activities

Find more like this in **Poppy and Sam's Things to Make and Do**



Usborne Farmyard Tales

Poppy and Sam


Connect the dots in number order, to finish the hen house.



Can you help me find five more chicks?



Follow the trails to see which hen will go to the hen house.



© Usborne Publishing Limited, 2022

Usborne Activities

Find more like this in **Poppy and Sam's Things to Make and Do**



USBORNE

Draw over the dotted lines to finish the animals that live on the farm.



Whiskers the cat




Rusty the dog




Daisy the cow



Woolly the sheep



Clucky the hen



Curly the pig

