



Big stories, fewer barriers.



SYMBOLISED CLASSICS

# THE WONDERFUL Wizard of OZ

Teaching and Learning Resources

## Summary

The Wonderful Wizard of Oz is a story about a young girl, named Dorothy. She travels to the Land of Oz with her dog, Toto. She makes friends with a Tinman, a Scarecrow and a Lion. They join her in trying to find the Wizard of Oz, in the hopes that he will be able to send Dorothy home. But Dorothy and her new friends face a few scary challenges on the way. They even meet the Wicked Witch of the West who is not happy with Dorothy for wearing her sister's shoes!

## Context

The Wonderful Wizard of Oz was written a long time ago by L. Frank Baum. He wanted to write a fairytale story with different characters to other books. This story is thought to be America's first great fairy tale. Lots of different books have been written for the story and it has been made into a film. You might have heard the famous song from the film "We're Off To See The Wizard".



**Activity 1:** Listen to the song "We're Off To See The Wizard". Use the song as a hook into the book.

- Have you heard of it before?
- Based on the song, what do you think the front cover of the book will look like?
- Can you design your own?

**Activity 2:** Create a dance to the song. How does the song and dance make us all feel? Do you think it will be a happy story?


**Activity 3:** Can you draw any characters that you know are in the Wizard of Oz? Do you think they are kind or unkind characters?

## Questions based on the book cover

### Activity 1: Front Cover Analysis

Label the front cover looking for:

- its main features
- genre clues
- What does the title tell us about the story? Scaffold if needed- who is the Wizard? Do you know what Oz is?
- Who wrote the book?
- The front cover does not show a picture of the Wizard. Why do you think this is? What does this tell you about the Wizard?



### Activity 2: Back Cover Analysis

- What do you think will happen to Dorothy? You could have a discussion or draw a picture. You could also provide drawn images with two different outcomes. Which one do the pupils think will happen?
- What do you think the magical Land of Oz is like? Can you create your own magical Land of Oz using small world resources?
- Do you want to read this story? Why/why not? Have a voting station for children to cast their vote.



## Activity options:

- What makes your home a safe and special place? Pupils could bring in a photo of their bedroom to talk about or draw a picture.
- Every time something magical happens draw it onto a big piece of paper. The children could act as magic seekers and hold up a magic wand every time they come across something magical.

### Home and Family

The storm sends Dorothy and Toto to the Land of Oz but they really want to get back to their home in Kansas. Even though the Land of Oz looks exciting and magical Dorothy still wants to be back home with her family where she feels safe.

### Magic

The story has lots of magical moments including talking animals and magical shoes. Throughout the story objects become magical with powers and spells. The Land of Oz is not like any other place!

### Good vs Evil

The story has two good witches and two evil witches. Dorothy accidentally kills both evil witches in the story meaning that the good people win. Even though Dorothy feels bad at first she finds out that by killing them both she has saved lots of other animals and characters.

**Challenge:** Science and Geography link: Dorothy's house is carried away in a storm. It gets very windy when there is a storm. Experiment by making your own storm in a bottle.

PSHE link: If it was windy outside what clothes would we wear? Draw or colour a picture of yourself in a storm.

As a group, create a word bank for Dorothy thinking about the following ideas and looking at the image of Dorothy on the front cover of the book:

*She ran inside to help save Toto.*

*She wants to be at home with her family.*

*She made friends with Scarecrow, Tinman and Lion.*

*She had sparkly shoes.*

## Word bank

## Draw a picture



## Character description


**Challenge:** Can you create a character spotlight for the Lion?




Think of a new friend for Dorothy. What would the character be and what would they want from the Wizard?

# Post Read Discussion



- How did Dorothy feel when her house blew away?
- Page 20 to 24- How do you think Dorothy felt when she saw the Land of the Munchkins?
- Page 30- How did Dorothy help the Munchkins?
- Page 39- How do you think Dorothy felt about the Wicked Witch of the West wanting to take her shoes?
- How would you feel if you met Scarecrow, Tinman and Lion for the first time?
- Page 68- Why did Dorothy hit the lion?
- Page 94- 96- How do you think Dorothy and her friends felt when they were told they could not see the Wizard?
- Why did the Wizard pretend to look like different characters?
- Who was the Wizard afraid of?
- How many different magical events happened in the story?



Dorothy walked towards a town



filled with colourful houses.


On her way there, she saw a lady.

'Welcome to the Land of






the Munchkins!' the lady said.





22



23




'I didn't mean to hurt her!'



said Dorothy. The Good Witch told


her not to worry. The Wicked Witch

was very unkind to the Munchkins.

Dorothy had helped them!



30

31




Lastly, the Good Witch told Dorothy





about the Wicked Witch of the West.




She would try to steal




the magic shoes.




Dorothy must never let




the Wicked Witch take them.







Then, Dorothy and Toto left.






38



39




When Toto came back,




he was being chased by a lion!


Dorothy grabbed Toto.

Then, she hit the lion on the nose.

'Ouch! That hurt!' said Lion.



68

69






## Activities

**Activity 1:** Colour in pictures of the characters to make story puppet sticks, then retell the story. You could use junk modelling to make your own Land of Oz.


**Activity 2:** PSHE link- Think of a time when you have felt scared or frightened. How were you brave?

**Activity 3:** PSHE link- What would you tell Lion to do to help him be brave? Create a 'brave bag' filled with sensory resources. This could include a mirror to look at yourself, one of the wind bottles to help calm down, pictures of brave people that pupils may want to be like etc.







Witch



Wizard




*Friends*



*Castle*






Forest



Shoes



Big stories, fewer barriers.



*This Teaching and Learning Resource has been written by Katie Corrigan as part of Every Cherry Publishing.*

*For more resources like this one, please visit:  
<https://www.everycherry.com/resources>*

