

10

at NCAA Salt Lake City Regional

April 2-3, 2021 • 7:00 p.m. CT • Salt Lake City, Utah • Maverik Center

Live Stats: LSUsports.net • TV/Video: SEC Network

#3 LSU (10-4, 4-3 SEC)

DATE OPPONENT LSU / OPP. SCORE

JANUARY (3-0)

8	#15 Arkansas	W	196.550-196.350
15	* at #6 Arkansas	W	197.275-196.625
22	* #11 Georgia	W	197.200-196.375

FEBRUARY (1-3)

5	* at #22 Auburn	W	197.550-197.075
12	* #1 Florida	L	198.050-198.150
19	* at #6 Alabama	L	197.325-197.725
26	* at #14 Kentucky	L	196.800-197.100

MARCH (5-1)

5	* Missouri	W	197.875-196.174
20	SEC Championships 2nd of 7		-197.775 (Huntsville, Ala.)
	#8 Alabama	L	197.875
	#1 Florida	W	196.976
	#14 Kentucky	W	196.825
	#15 Auburn	W	196.275
	#23 Missouri	W	196.125
	#9 Arkansas	W	195.600

APRIL (0-0)

2-3	NCAA Regional		
16-17	NCAA Championship		(Fort Worth, Texas)

BROADCAST TEAM

TV: ESPN3

Bart Conner, play-by-play
Kathy Johnson Clarke, Analyst

WHO TO CONTACT

Assistant SID/Gymnastics Contact

Brandon Berrio
Email: bberri1@lsu.edu
Cell: 225-726-3056 • Office: 225-578-7678

CONNECT TO LSU GYM

LSUsports.net/gymnastics
LSUgym.com
Facebook.com/LSUgym
Twitter.com/LSUgym

MATCHUP

LSU

Overall Team NQS (Ranking)	197.813 (3)
Team Vault NQS (Ranking)	49.600 (2)
Team Bars NQS (Ranking)	49.456 (6)
Team Beam NQS (Ranking)	49.444 (7)
Team Floor NQS (Ranking)	49.513 (2)
Overall Team High	198.050
Team Vault High	49.625
Team Bars High	49.550
Team Beam High	49.550
Team Floor High	49.650

Arizona State

Overall Team NQS (Ranking)	197.088 (11)
Team Vault NQS (Ranking)	49.269 (13)
Team Bars NQS (Ranking)	49.338 (12)
Team Beam NQS (Ranking)	49.206 (20)
Team Floor NQS (Ranking)	49.375 (17)
Overall Team High	197.450
Team Vault High	49.350
Team Bars High	49.350
Team Beam High	49.350
Team Floor High	49.400

Boise State

Overall Team NQS (Ranking)	196.788 (17)
Team Vault NQS (Ranking)	49.181 (19)
Team Bars NQS (Ranking)	49.338 (12)
Team Beam NQS (Ranking)	49.138 (31)
Team Floor NQS (Ranking)	49.381 (14)
Overall Team High	196.900
Team Vault High	49.325
Team Bars High	49.350
Team Beam High	49.275
Team Floor High	49.475

Utah State

Overall Team NQS (Ranking)	196.531 (22)
Team Vault NQS (Ranking)	49.163 (19)
Team Bars NQS (Ranking)	49.069 (29)
Team Beam NQS (Ranking)	49.263 (16)
Team Floor NQS (Ranking)	49.213 (29)
Overall Team High	196.775
Team Vault High	49.450
Team Bars High	49.225
Team Beam High	49.400
Team Floor High	49.300

Utah

Overall Team NQS (Ranking)	197.556 (6)
Team Vault NQS (Ranking)	49.356 (7)
Team Bars NQS (Ranking)	49.294 (15)
Team Beam NQS (Ranking)	49.558 (3)
Team Floor NQS (Ranking)	49.500 (4)
Overall Team High	197.725
Team Vault High	49.475
Team Bars High	49.325
Team Beam High	49.675
Team Floor High	49.675

Kentucky

Overall Team NQS (Ranking)	197.969 (14)
Team Vault NQS (Ranking)	49.269 (13)
Team Bars NQS (Ranking)	49.275 (16)
Team Beam NQS (Ranking)	49.281 (13)
Team Floor NQS (Ranking)	49.275 (23)
Overall Team High	197.100
Team Vault High	49.375
Team Bars High	49.375
Team Beam High	49.350
Team Floor High	49.325

Southern Utah

Overall Team NQS (Ranking)	196.675 (21)
Team Vault NQS (Ranking)	49.106 (25)
Team Bars NQS (Ranking)	49.213 (20)
Team Beam NQS (Ranking)	49.263 (16)
Team Floor NQS (Ranking)	49.319 (20)
Overall Team High	197.275
Team Vault High	49.275
Team Bars High	49.300
Team Beam High	49.300
Team Floor High	49.425

Arizona

Overall Team NQS (Ranking)	195.781 (34)
Team Vault NQS (Ranking)	48.900 (41)
Team Bars NQS (Ranking)	48.988 (35)
Team Beam NQS (Ranking)	49.125 (32)
Team Floor NQS (Ranking)	49.156 (32)
Overall Team High	196.075
Team Vault High	48.975
Team Bars High	49.150
Team Beam High	49.150
Team Floor High	49.200

STORYLINES

• LSU has been to an NCAA Regional 38 times in school history and the 2021 season marks the 36th straight appearance for the LSU program.

• LSU will be competing in Salt Lake City for the program's 31st NCAA Championships appearance.

• Overall, LSU has won 13 NCAA Regional championships, including seven straight. In 2019, LSU captured the NCAA Baton Rouge Regional.

• In their last meet, the Tigers finished second at SEC Championships. Haleigh Bryant and Elena Arenas won the SEC

vault title and Kiya Johnson captured the SEC floor title.

• As a team, the Tigers rank second overall on both vault and floor. The bars lineup ranks sixth overall and the beam lineup is seventh in the country.



JAY CLARK HEAD COACH • 1ST SEASON

Jay Clark, a 30-year veteran of college gymnastics and one of the best recruiters in the sport, is in his first season as the head coach of the LSU gymnastics program.

Clark was tabbed as the third head coach in program history in August 2020 following the retirement of D-D Breaux. Clark is in his ninth season overall at LSU following his hiring as the Tigers' associate head coach in 2012.

Clark is regarded as one of the best recruiters in the sport and the top bars coach in collegiate gymnastics history. The Tigers' associate head coach for eight seasons and co-head coach for one, Clark's leadership and expertise has helped bring unprecedented success on the recruiting trail and in the gym.

During the time since Clark's arrival, LSU has earned the best performances in school history as the NCAA Runner-Up in 2016, 2017 and 2019, appearances in the NCAA Championship Finals in six of seven seasons, numerous school records, produced seven NCAA individual national champions, and five SEC meet and regular season championships.

His work with the Fighting Tigers of LSU has not gone unnoticed. Clark has been named the Central Region Co-Assistant Coach of the Year along with fellow LSU assistant Bob Moore five times.

Clark also earned the 2014 and 2017 National Co-Assistant Coach of the Year award with Moore. It marked the third time in his distinguished coaching career he has garnered the nation's top award. He was inducted into the USA Gymnastics Region 8 Hall of Fame in 2018. Because of his recruiting success, ESPN and ESPN the Magazine selected Clark as the ninth-best recruiter in all of collegiate athletics in 2011.

In the gym, Clark is viewed as the top bars coach in collegiate gymnastics history. Clark has coached the Tigers to 30 All-America honors on bars, four of the five highest bars team scores in school history and the top two bars title winners in LSU history. In his illustrious career, Clark has coached nine NCAA bars champions and two during his time in Baton Rouge.

Clark tutored Sarah Finnegan, who ended her career in April 2019 as one of the greatest gymnasts in LSU history. Finnegan became the first NCAA bars champion in school history in 2017 and earned the title once again in 2019. Finnegan and Lexie Priessman won SEC bars champions in 2019 and 2017 respectively, scored perfect scores in 2019 and led the squad that finished fourth in the nation.

The 2018 season on bars under Clark marked the best lineup in LSU history and one of the best in the history of the NCAA. The group posted a school record score of 49.725 and once again went on to break the record against Arizona with a 49.750 for the second-highest in all of NCAA Gymnastics since 1988.

The lineup, anchored by Finnegan, led the nation on bars for the first time in school history. Finnegan became the first gymnast in school history to finish the season ranked No. 1 on the event and joined Sharene Mamby (2001) and Syreeta Barnett (1997) as the only gymnasts at LSU to score a perfect 10.0 on the event.

In 2017, Clark coached Finnegan to the first NCAA Uneven Bars Championship in school history. Clark set the record for the most individual national champions on the event in NCAA gymnastics history.

Clark's bars squad finished ranked third in the nation for a fourth-consecutive top-5 finish in 2017. The team's average score of 49.367 broke the previous record set in 2015. Finnegan and Priessman combined for three All-America honors. Priessman also took home the program's first SEC Uneven Bars championship in more than 20 seasons at the league meet.

LSU earned another Top-5 national ranking on bars in 2016 with an average score of 49.252. Finnegan, Priessman and Myia Hambrick combined to tally four All-America honors during the historic season.

The Tigers posted a Top-5 national ranking on bars in 2015, and the team totaled the second-highest bars total in school history with a 49.600 against Iowa. The Tigers also accumulated the second-best season average on bars in school history with a 49.288 average.

As a team LSU produced four All-America honors on bars in 2015 with three gymnasts (Rheagan Courville, Randii Wyrick and Shae Zamardi) earning First-Team All-America honors at the NCAA Championships. It marked the first time in program history that three gymnasts secured First-Team All-America honors on bars in one season.

Under Clark's direction, LSU shattered the school record with a 49.330 average on bars and finished the 2014 season ranked No. 5 nationally in the event. In addition, the Tigers tallied three of the top-10 bars scores in school history, including a 49.600 that ranks as the second best, and LSU produced three All-America honors on bars.

Clark coached Courville to a First-Team All-America honor at the 2014 NCAA Championships, and Courville went on to finish fifth in the event at the NCAA Individual Finals.

LSU reached the Super Six in the 2013 season, and under Clark's guidance the Tigers finished the season with a 49.260 regional qualifying score on bars, the highest final RQS in that event since the 2009 season.

Clark coached Morrison and Wyrick to First-Team All-America honors on bars in his first season with the Tigers, and it marked the first season LSU produced at least two All-Americans on bars since 2010.

Before Clark joined LSU after he spent 20 seasons at the University of Georgia where he helped guide the Gym Dogs to seven NCAA National Titles and 14 Southeastern Conference Championships.

Clark primarily coached bars at Georgia, and he coached the Gym Dogs to 64 All-America honors and seven NCAA individual national titles on bars, including two-time champions Courtney Kupets and Kat Ding.

From 2009-12, Clark served as the head coach at Georgia, and during that time the Gym Dogs captured three NCAA individual national championships, won the 2012 NCAA Auburn Regional, and produced 23 All-America honors. In 2012, his Georgia team won the Bulldog Cup, which recognizes the UGA team that excels academically, supports their peers in athletics and consistently serves the community.

Prior to his stint as head coach, Clark was the recruiting coordinator at Georgia from 1999-2009 while serving as assistant coach from 1999-2004 and associate head coach from 2005-09 when Georgia won an NCAA record five-straight national titles.

Clark also coached at the club level for 13 years from 1992-2005 as the founder, owner and head coach of Classic City Gymnastics in Athens, Georgia. He coached several Classic City gymnasts to state, regional, national championships and to the Junior Olympic National Team, and eight gymnasts went on to compete at the NCAA Division I level.

A native of Roswell, Georgia, Clark earned his undergraduate degree in exercise science from Georgia.

Clark is married to the former Julie Ballard, an All-American Georgia gymnast from 1994-98 and a native of Mandeville, Louisiana. The couple has two children – a son, Cole, and a daughter, Kinsey.

COLLEGE COACHING EXPERIENCE

- 2021-present – Head Coach, LSU
- 2019-20 – Co-Head Coach, LSU
- 2012-2019 – Associate Head Coach, LSU
- 2009-2012 – Head Coach, Georgia
- 2005-2009 – Associate Head Coach/Recruiting Coordinator, Georgia
- 1998-2004 – Assistant Coach/Recruiting Coordinator, Georgia
- 1990-1996 – Assistant Coach, Georgia

JAY CLARK'S HONORS

- Named the Ninth-Best Recruiter in College Athletics by ESPN The Magazine (2011)
- USA Gymnastics Region 8 Hall of Fame
- 2018 Region Co-Assistant Coach of the Year
- 2017 National Co-Assistant Coach of the Year
- 2017 National Region Co-Assistant Coach of the Year
- 2016 National Co-Assistant Coach of the Year
- 2016 Central Region Co-Assistant Coach of the Year
- 2015 Central Region Co-Assistant Coach of the Year
- 2014 National Co-Assistant Coach of the Year
- 2014 Central Region Co-Assistant Coach of the Year
- 2013 Central Region Co-Assistant Coach of the Year
- 2006 National Assistant Coach of the Year
- 2006 Southeast Region Assistant Coach of the Year
- 2001 USAG State of Georgia Coach of the Year


ELENA ARENAS

AA • 5-1 • Fr. • HS
Athena, Ga.


SIERRA BALLARD


VT/BB/FX • 5-2 • Fr. • HS
Mandeville, La.


CHASE BROCK


VT/UB • 5-4 • Fr. • HS
Atlanta, Ga.

HALEIGH BRYANT

AA • 5-5 • Fr. • HS
Cornelius, N.C.

REAGAN CAMPBELL

BB/FX • 5-1 • Sr. • 3L
Dallas, Texas

REBECCA D'ANTONIO

BB • 5-0 • Jr. • 2L
New Orleans, La.

BRIDGET DEAN

UB/BB/FX • 5-2 • Sr. • 3L
Fort Myers, Fla.

CHRISTINA DESIDERIO

BB/FX • 5-0 • Sr. • 3L
Hackettstown, N.J.


OLIVIA DUNNE

AA • 5-6 • Fr. • HS
Hillsdale, N.J.

SAMI DURANTE

VT/UB/BB • 5-1 • Sr. • 3L
Athens, Ga.

SARAH EDWARDS


VT/FX • 4-11 • Sr. • 3L
Ocean Springs, Miss.

OLIVIA GUNTER

FX • 5-2 • Sr. • 3L
Mandeville, La.

KIYA JOHNSON


AA • 5-2 • So. • 1L
Dallas, Texas


LEXI NIBBS


VT • 5-3 • So. • 1L
Houston, Texas

MADDIE RAU

VT • 5-0 • So. • 1L
Houston, Texas

KAI RIVERS

AA • 5-3 • Jr. • 2L
Detroit, Mich.

KAMRYN RYAN

VT/BB • 5-2 • So. • 1L
Luling, La.

ALYONA SHCHENNIKOVA

AA • 5-5 • So. • 1L
Evergreen, Colo.

CAITLIN SMITH

BB • 5-2 • So. • 1L
Village Valley, Calif.

Name	Events	Ht.	Cl.	Hometown/Previous School/Club
Elena Arenas	AA	5-1	Fr.	Athens, Ga./Georgia Elite Gymnastics
Sierra Ballard	VT/BB/FX	5-2	Fr.	Mandeville, La./Mandeville HS
Chase Brock	VT/UB	5-4	Fr.	Atlanta, Ga./Denmark HS
Haleigh Bryant	AA	5-5	Fr.	Cornelius, N.C./Everest Gymnastics
Reagan Campbell	BB/FX	5-1	Jr.	Dallas, Texas / Texas Connections Academy
Rebecca D'Antonio	BB	5-0	Jr.	New Orleans, La. / St. Mary's Dominican HS
Bridget Dean	UB/BB/FX	5-2	Sr.	Fort Myers, Fla. / Olympia HS
Christina Desiderio	BB/FX	5-0	Sr.	Hackettstown, N.J. / Connections Academy
Olivia Dunne	AA	5-6	Fr.	Hillsdale, N.J./ENA Paramus
Sami Durante	VT/UB/BB	5-1	Sr.	Athens, Ga. / North Oconee HS
Sarah Edwards	VT/FX	4-11	Sr.	Ocean Springs, Miss. / Ocean Springs HS
Olivia Gunter	FX	5-2	Sr.	Mandeville, La. / Mandeville HS
Kiya Johnson	AA	5-2	So.	Dallas, Texas / Coppell HS
Lexi Nibbs	VT	5-3	So.	Houston, Texas / James E. Taylor HS
Maddie Rau	VT	5-0	So.	Houston, Texas / Ogburn School / Stars Gymnastics
Kai Rivers	AA	5-3	So.	Detroit, Mich. / Detroit Country Day School
Kamryn Ryan	VT/BB	5-2	So.	Luling, La. / Hahnville HS
Alyona Shchennikova	AA	5-5	So.	Evergreen, Colo. / Colorado Connections Academy
Caitlin Smith	BB	5-2	So.	Valley Village, Calif. / Granada Hills Charter HS

2021 LSU Gymnastics - NCAA Regional

LSU GYMNASTICS PROGRAM

Quick Facts

Location	Baton Rouge, La. (State Capital)
Founded	1860
Enrollment	31,761
Nickname	Fighting Tigers
Colors	Purple and Gold
Mascot	Mike VII (Live Bengal Tiger)

University Administration

Interim President	Thomas Galligan (Stanford, 1977)
Faculty Representative	Dr. Lori Martin (Fordham, 1996)
Director of Athletics	Scott Woodward (LSU, 1985)

Coaching Staff

Head Coach	Jay Clark
	1st as Head Coach/ 58-31-2

Assistant Coaches

Bob Moore	22nd Season
Ashleigh Gnat	1st Season

Volunteer Assistant Coach

Ashleigh Clare-Kearney Thigpen	11th Season
--------------------------------	-------------

Director of Operations

Katie Copeland	
Athletic Trainer	Jenny Chichlosk
Strength and Conditioning	Earl Cheval
Managers	Kennedi Edney, Kirby Rathjen, Gracen Standley, Anton Stetsenko

Program History

First Year of Gymnastics	1975
NCAA Championships Appearances	31
NCAA Finals Appearances	8
Regional Championships	19
Individual National Champions	15
All-Americans	267
Scholastic All-Americans	161
Perfect Scores	68

Competition Arena

Pete Maravich Assembly Center	
Capacity	13,215
Record Crowd:	13,729 (1/19/18 vs. Alabama)
Record	297-58-5

NOTEBOOK

NCAA Regional Second Round Draw

- The draw for the NCAA Regional is predetermined and the final is based on a draw completed in the summer.

	Vault	Bars	Beam	Floor
Rotation 1	Temple	Kentucky	LSU	Utah State
Rotation 2	Utah State	Temple	Kentucky	LSU
Rotation 3	LSU	Utah State	Temple	Kentucky
Rotation 4	Kentucky	LSU	Utah State	Temple

NCAA Regional Final Draw

	Vault	Bars	Beam	Floor
Rotation 1	Session II, 1st	Session 1, 1st	Session 1, 2nd	Session 2, 2nd
Rotation 2	Session 2, 2nd	Session II, 1st	Session 1, 1st	Session 1, 2nd
Rotation 3	Session 1, 2nd	Session 2, 2nd	Session II, 1st	Session 1, 1st
Rotation 4	Session 1, 1st	Session 1, 2nd	Session 2, 2nd	Session II, 1st

LSU's History at the NCAA Regional

- Since the first year the NCAA sanctioned gymnastics in 1982, LSU has advanced to the NCAA Regional 38 out of 39 years. The 1984 season was the only year LSU did not qualify for regional competition.
- This season marks the 36th-straight year LSU will compete in a regional. The following is the place LSU has finished in each of its 38 previous regional appearances and how many times the Tigers have finished in that spot:
 - First Place - 13 times (1986*, 2002*, 2004*, 2005, 2008*, 2009, 2013, 2014*, 2015, 2016, 2017, 2018, 2019) - *Hosted 6 out of 12 times.
 - Second Place - 14 times (1985, '87, '88, '89, '90, '93, '94, '99, 2000, '03, '06, '07, '10, '12)
 - Third Place - 9 times (1982, '83, '91, '95, '96, '97, '98, 2001, '11)
 - Seventh Place - 1 time (1992)

Last Time Out

- LSU's Kiya Johnson won the Southeastern Conference floor championship and freshmen Haleigh Bryant and Elena Arenas captured the vault title to lead the Fighting Tigers to a 197.775 team score and second-place finish.
- LSU finished just .100 behind Alabama, who took the title with a 197.875. The score marked the third highest for the program at SEC Championships. The squad put up a feverous comeback on floor and vault with scores of 49.500 and 49.625.
- Johnson scored her third career 10 on floor and fifth overall. She won the program's 14th floor exercise title. She joined Ashleigh Gnat and Sarah Finnegan as LSU gymnasts that earned a 10 in the SEC Championship. It marked the 10th perfect score earned at SEC Championships.
- Arenas and Bryant scored a 9.95 to take the 13th and 14th vault titles in school history. Arenas earned a perfect score on her 9.95 valued Yurchenko full. Bryant anchored the event with a 9.95 as well.

Tigers in the Rankings

- The LSU gymnastics team is third in the final week of National Qualifying Score (NQS) rankings.
 - The Tigers ended the year with an NQS of 197.813, which marked the third highest NQS ranking in school history. The score was behind a 197.890 in 2018 and 197.865 in 2017.
-]• LSU's NQS ranking is an average of the top two home scores of 198.050 and 197.200 and away scores of 197.550 and 197.775.
- As a team, LSU ranks second in the nation on vault and floor, sixth on bars and seventh on beam.

GYMNAST SEASON AND CAREER HIGHS

NAME	SEASON HIGHS					CAREER HIGHS				
	VAULT	BARs	BEAM	FLOOR	ALL-AROUND	VAULT	BARs	BEAM	FLOOR	ALL-AROUND
Elena Arenas	9.950	--	9.825	9.875	--	9.950	--	9.825	9.875	--
Sierra Ballard	--	--	--	9.925	--	--	--	--	9.925	--
Chase Brock	9.825	9.875	--	--	--	9.825	9.875	--	--	--
Haleigh Bryant	10.000	9.900	9.900	9.975	39.625	10.000	9.900	9.900	9.975	39.625
Reagan Campbell	--	--	9.950	9.900	--	--	--	9.975	9.925	--
Rebecca D'Antonio	--	--	--	--	--	9.775	--	--	--	--
Bridget Dean	--	9.825	9.925	9.900	--	--	9.900	9.925	9.900	--
Christina Desiderio	--	--	9.950	9.900	--	--	--	9.950	9.900	--
Olivia Dunne	--	9.925	--	--	--	--	9.925	--	--	--
Sami Durante	9.850	9.950	9.925	--	--	9.850	9.950	9.925	--	--
Sarah Edwards	9.925	--	--	9.925	--	9.950	--	--	9.925	--
Olivia Gunter	--	--	--	--	--	--	--	--	9.850	--
Kiya Johnson	9.950	9.925	9.925	10.000	39.625	10.000	9.950	10.000	10.000	39.750
Lexi Nibbs	--	--	--	--	--	9.775	--	--	--	--
Maddie Rau	--	--	--	--	--	9.850	--	--	--	--
Kai Rivers	--	--	--	--	--	9.900	9.900	9.950	--	--
Alyona Shchennikova	9.950	9.950	9.925	9.925	39.525	9.950	9.950	9.925	9.925	39.525

Bryant Johnson Take Home SEC's Top Honors

- LSU gymnasts Haley Bryant and Kiya Johnson earned the league's top honors, voted by the head coaches from each institution.
- Bryant was named the SEC Freshman of the Year and Johnson was tabbed as the SEC Specialist of the Year.
- Bryant is the third gymnast in LSU history to be named the top freshman in the league, joining April Burkholder and Johnson. It is also the fourth time an LSU gymnast has been named the top specialist in the league. Ashleigh Gnat won the award in 2016 and 2017 and Lloimincia Hall was chosen in 2015.
- Bryant earned a share of the vault title at the 2021 SEC Gymnastics Championships with a 9.95, the seventh LSU freshman to win an SEC title. Nationally, she finished the season third on vault (9.956 NQS), fourth on vault (9.956 NQS) and ninth in the all-around (39.594 NQS), the highest rankings by any freshman in the Southeastern Conference.
- Bryant is the only freshman in the SEC and just one of two in the country to score a 10 this season. In her debut season, she scored a 9.90 or better eight times on vault and seven times on floor.
- Johnson captured the floor exercise title at the 2021 SEC Gymnastics Championships with a perfect 10.0 in her postseason debut.
- She became the 10th gymnast in conference history to score a 10.0 on the floor exercise at the SEC Championships. Johnson joined fellow LSU gymnasts Sarah Finnegan (2019) and Ashleigh Gnat (2017) as the only competitors to score a 10 at the SEC meet on floor in the past five years.
- She finished the season as the top performer in the country on floor, competing in four meets on the event and scoring a perfect 10.0 three times. Johnson is tied with Trinity Thomas of Florida and Anastasia Webb of Oklahoma for the most perfect scores in the country this season, with Johnson and Thomas the only gymnasts with multiple perfect scores on floor.

Gymnasts Combine for Seven WCGA Regular Season All-America Honors

- Haley Bryant, Sami Durante, Kiya Johnson and Alyona Shchennikova combined to earn seven Women's College Gymnastics Association (WCGA) Regular Season All-America honors.
- Overall, LSU gymnasts have combined to earn 79 All-America honors in the regular season since the association began this honor in 2013. LSU has now combined to earn 274 regular season and meet honors in program history.
- Bryant led the group with three All-America honors on vault, floor and all-around. In her debut season, Bryant finished third on vault, fourth on floor and ninth in the all-around in the nation.
- Johnson added two more All-America honors to push her total to five. The sophomore from Dallas, Texas, finished as the No. 1 performer on floor and 12th overall on vault.
- Shchennikova earned her first All-America honor after finishing 12th nationally on vault. This was the first time the sophomore competed vault for the Tigers and she scored a 9.90 or high four times, including a career high 9.95 at Kentucky.
- Durante rounded out the group honored with All-America honors. The Tigers' anchor performer on bars, Durante scored a 9.90 or higher seven times this season. She finished 11th in the country with an NQS of 9.925 and scored a career high of 9.95 twice in 2021.

Johnson and Bryant Own Perfect Scores

- Kiya Johnson opened the 2021 season with a perfect score on floor, marking the third 10.0 of her career. She then scored a 10 on floor in the final meet of the regular season and once again at the SEC Championship.
- Bryant joined Johnson as the only LSU gymnasts with a 10 after doing it against Missouri on vault.
- It was the first 10 for Bryant in her career. She became the fourth LSU freshman to score a perfect 10 in school history.
- Bryant is only the second freshman in the country to earn a 10 this year. She is the sixth gymnast in the country to earn a 10 on vault in 2021. The anchor performance in the opening rotation pushed LSU to a 49.550 on vault.
- Johnson scored a 10.0 on vault and beam in her debut season.
- The sophomore joined April Burkholder and Sarah Finnegan as the only gymnasts in school history with a 10.0 on three events.
- Johnson's 10.0 in the opening tied Ashleigh Clare-Kearney (1/5/07) for the earliest by an LSU gymnast in school history.

Bryant and Johnson Are Nation's Top All-Around Performers

- Once in the lineup at the same time, LSU's Haley Bryant and Kiya Johnson are one of the best all-around duos in the country.
- Head Coach Jay Clark has put the duo together in the all-around three times.
- Johnson proved herself as one of the best all-around gymnasts in the country a year ago and owns a career high of 39.700.
- Bryant has been in the all-around in five meets and earned the win four times. She owns a career high of 39.625.

Gymnastics Leads Nation in Attendance

- Despite limited capacity numbers, the Pete Maravich Center was home to the best average attendance number in the nation in 2021.
- LSU averaged 2,520 fans a meet, including a high of 2,565 against No. 1 Florida in February.
- The LSU Gymnastics program totaled 10,080 fans through the doors of the PMAC in 2021.
- The Tigers have been in the top three in the country over the years in attendance, finishing second in the nation in 2020 and 2018 and third in 2019 and 2017.

POTENTIAL LINEUPS

Vault	Season High
Sami Durante	9.850
Alyona Shchennikova	9.950
Elena Arenas	9.925
Sarah Edwards	9.925
Kiya Johnson	9.950
Haley Bryant	10.000

Bars	Season High
Kiya Johnson	9.925
Chase Brock	9.875
Olivia Dunne	9.925
Haley Bryant	9.900
Alyona Shchennikova	9.950
Sami Durante	9.950

Beam	Season High
Christina Desiderio	9.950
Sami Durante	9.925
Alyona Shchennikova	9.925
Bridget Dean	9.925
Kiya Johnson	9.925
Reagan Campbell	9.950

Floor	Season High
Christina Desiderio	9.900
Alyona Shchennikova	9.925
Sierra Ballard	9.925
Sarah Edwards	9.925
Haley Bryant	9.975
Kiya Johnson	10.000

All-Around	Season High
Haley Bryant	39.625
Kiya Johnson	39.625
Alyona Shchennikova	39.525

THE LAST TIME LSU...

Won a Home Meet...

3/5/21 vs. No. 22 Missouri (197.875-196.175)

Won a Road Meet...

2/5/21 at No. 22 Auburn (197.550-197.075)

Won a Neutral Site Meet...

3/6/20 at TWU (1st of 4, 197.000)

Lost a Home Meet...

2/12/21 vs. No. 1 Florida (L, 198.050-198.150)

Lost a Road Meet...

2/26/21 at No. 14 Kentucky (L, 196.800-197.100)

Lost a Neutral Site Meet...

3/20/21 at SEC Championships (2nd of 7, 197.775)

Scored a 197 or Higher at Home...

3/5/21 vs. Missouri (197.875)

Scored a 197 or Higher on the Road/Neutral Site...

3/20/21 at SEC Championships (197.775)

Scored a 198 or Higher...

2/12/21 vs. No. 1 Florida (198.050)

Won the All-Around at Home...

3/5/21 vs. Missouri - Haley Bryant and Kiya Johnson (39.625)

Won the All-Around on the Road/Neutral Site...

2/5/21 at Auburn - Haley Bryant (39.550)

Scored a Perfect 10.00...

3/20/21 at SEC Championships - Kiya Johnson, Floor

Scored a Perfect 10.00 at Home...

3/5/21 vs. Missouri - Haley Bryant, Vault and Kiya Johnson, Floor

Scored a Perfect 10.00 on the Road/Neutral Site...

3/20/21 at SEC Championships - Kiya Johnson, Floor

2021 LSU Gymnastics - NCAA Regional

Durante Named LSU's Nominee for AAI Award

- Sami Durante was selected as LSU's nominee for the AAI Award, which goes to the top senior gymnast in the nation.
- A native of Athens, Georgia, Durante has been an integral part of LSU's success over the last four years as a specialist on bars, beam and vault.
- Since starting her career as LSU's bars leadoff performer, she has missed just two performances on the event and served as the team's anchor the last two seasons.
- Durante is a two-time member of the SEC Academic Honor Roll and pursuing her bachelor's degree in kinesiology. The daughter of former collegiate coach Dana Durante, Sami wants to pursue a career in coaching following her time at LSU.

Bryant Adds Another SEC Weekly Honor Following Alabama

- Haley Bryant has been named the SEC Freshman of the Week following her 39.600 all-around performance at Alabama.
- The North Carolina native matched her career high in the all-around and anchored floor with a 9.95. Bryant also scored a 9.90 on vault and a 9.875 on bars and beam.
- It marks the fifth honor for Bryant by the league office. She was named the best freshman in the league in weeks one, three and five. She also was named the top gymnast after the Tigers' road meet against Arkansas.

Shchennikova Named SEC Specialist of the Week

- Sophomore Alyona Shchennikova put together a career night on Friday against No. 1 Florida and was named the SEC Specialist of the Week.
- She set or matched career highs on all three events she competed. Shchennikova set a new high on vault with a 9.925. The sophomore matched career highs on bars and floor with a 9.95 and 9.925.
- It marked the second honor for Shchennikova. She was named the SEC Gymnast of the Week following her all-around debut against Auburn.

Bryant, Shchennikova Each Earn Top League Honors

- Alyona Shchennikova was named the SEC Gymnast of the Week following her all-around debut at Auburn.
- The sophomore set four career highs on the way to a 39.525 all-around score. Shchennikova scored career highs of 9.90 on vault and 9.925 on floor. She made her beam debut and scored a 9.875.
- Bryant was named the SEC Freshman of the Week after her all-around and vault win against Auburn. Bryant has won the all-around in all three appearances this season.
- The Cornelius, North Carolina, native matched her career highs on vault and beam with a 9.90.

Bryant Adds Another SEC Freshman of the Week Honor

- Haley Bryant was named the SEC Freshman of the Week after her performance against the Bulldogs.
- It marked the third honor for Bryant in as many weeks. She was named the top freshman the first week and gymnast of the week after the Tigers' meet at Arkansas.
- Against the Bulldogs, Bryant won her second all-around title and vault title of 2021. The Cornelius, North Carolina, native scored a 9.90 on vault and 39.475 in the all-around. She was steady throughout the meet with a 9.85 on bars and floor and 9.875 on beam.

Bryant Named SEC Gymnast of the Week

- LSU freshman Haley Bryant was named the SEC Gymnast of the Week after her outstanding all-around debut against Arkansas.
- Bryant captured the all-around title with a 39.600 against the Razorbacks. It marked the third highest score of 2021 and the best by a freshman.
- The all-around score is the highest for any LSU freshman in their debut, and she is the fifth gymnast to score a 39.600 or higher in their first season.
- The Cornelius, North Carolina, native also picked up the win on floor with a 9.95. Her average score of 9.975 ranks second in the nation. Bryant scored a career high 9.90 on bars and also scored a 9.90 in her first collegiate performance on beam.
- She was named the SEC Freshman of the Week after the season opener.

Top All-Around Scores by LSU Freshmen:

April Burkholder	39.875	2003
Kiya Johnson	39.750	2020
Kiya Johnson	39.725	2020
Abbey Burns	39.675	1997
Kiya Johnson	39.650	2020
April Burkholder	39.625	2003
Kennedi Edney	39.625	2017
Haley Bryant	39.600	2021
Kiya Johnson	39.600(2x)	2020

Bryant Made Her Presence Known in Debut

- Haley Bryant made her presence known for her debut against Arkansas and was named the SEC Freshman of the Week.
- Bryant scored a 9.90 on vault, 9.85 on bars and 9.975 on floor against the Razorbacks.
- The North Carolina native earned the top spot on vault in her first meet and also finished second on floor behind Johnson who scored a perfect 10.
- Her score of 9.975 was the highest by a freshman in school history. She became the eighth gymnast in LSU history to score a 9.975 or higher as a freshman.
- Breakdown of 9.975s or Higher as a Freshman:

Event	Gymnast	Score	Season
Vault	Kiya Johnson	10.0	2020
Vault	Kennedi Edney	9.9875	2017
Vault	Kerry Descaloolis	9.975	1997
Vault	April Burkholder	9.975	2003
Vault	Nicki Butler	9.975	2004
Beam	Kiya Johnsson	10.00	2020
Beam	April Burkholder	9.975	2003
Floor	April Burkholder	10.00	2003
Floor	Nicki Buter	10.00	2004
Floor	Haley Bryant	9.975	2021
Floor	Kiya Johnson	9.975	2020
Floor	Lliomincia Hall	9.975	2012
Floor	Malian Mathis	9.975	2011

All-SEC Schedule for 2021

- The 2021 schedule will be unique and one of the most difficult in the nation with just eight meets against SEC teams.
- It will be compromised of eight meets per school over 10 weeks, with the regular season concluding with the SEC Gymnastics Championships on March 20.
- The schedule will include two open dates for all schools in Week 5 and Week 10 to allow for rescheduling of postponed events.

Clark Begins New Chapter as Head Coach

- Jay Clark, who served on staff for eight seasons on staff, was elevated to head coach of the Fighting Tigers.
- Clark took over for legendary coach D-D Breaux, who served as head coach for 43 seasons.
- Clark owns 30 years of NCAA Gymnastics experience and is one of the most respected coaches in the country.
- In his time at LSU, Clark has elevated the Tigers' bars teams to one of the best in the nation.
- He takes over in 2021 as the third coach in program history.
- Clark previously served for more than 20 years as an assistant coach and head coach at the University of Georgia.

Gnat Makes Her Return to Baton Rouge

- Ashleigh Gnat, a 17-time All-American, four-time Southeastern Conference event champion and 2017 NCAA Floor Champion, was named as the squad's assistant coach in August after Clark's promotion to head coach.
- A two-time graduate of LSU, Gnat's primary responsibility is as the Tigers' beam coach.
- After her gymnastics career, Gnat served as a student coach for two years. She landed her first full-time position in 2019 as an assistant coach at Penn State.
- During her six years in Baton Rouge, Gnat was a part of the most successful stretch of the program's history. The Tigers set the three highest finishes in school history during Gnat's time and won five SEC Championships.
- She brings a wealth of experience as one of the best gymnasts in school history. Gnat led the Tigers inside and outside of the gym as LSU's nominee for the NCAA Woman of the Year Award and a finalist for the Honda Award.
- Gnat set multiple records during her career in Baton Rouge, including the most floor titles in a single season and perfect scores in a career with nine. Gnat was the 2016 and 2017 SEC Specialist of the Year and Central Region Gymnast of the Year.

Seniors Return Ten Routines to 2021

- The senior class of Reagan Campbell, Bridget Dean, Christina Desiderio, Sami Durante, Sarah Edwards and Olivia Gunter provide a wealth of experience and routines for the Tigers in their fourth year.
- Campbell and Desiderio are beam and floor specialists who have earned All-America honors before.
- Dean is a three-event specialist with experience at NCAA Championships. Durante is the Tigers' anchor on beam and has delivered crucial performances on beam in the last two seasons.
- Edwards was sidelined for a majority of 2020 with an injury but returns to the team with her high energy floor routine and 10.0 vault.
- Gunter rounds out the class with a strong floor routine and crucial energy for the team. She could enter the floor lineup at any time in 2021.

Johnson is One of Nation's Top Gymnasts

- LSU's Kiya Johnson has made her name known as the top freshman in the nation and one of the top all-around performers a year ago.
- Prior to the season being canceled due to COVID-19, Johnson was on pace to break every LSU record and compete for SEC and NCAA Championships.
- Johnson won 22 individual titles in 2020 with seven in the all-around, six on floor, five on vault, three on beam and one on bars.
- The Dallas, Texas, native was named the SEC Gymnast of the Week following her performance against Auburn and was named the SEC Freshman of the Week the following four weeks.
- Johnson owns career highs of 39.75 in the all-around, 10 on beam and vault, 9.975 on floor and 9.90 on bars.
- She earned All-America honors on vault, floor and in the all-around after finishing fourth, sixth and second respectively in the final rankings.

Freshman Class Brings Big Routines

- LSU's freshman class of Elena Arenas, Sierra Ballard, Chase Brock, Haleigh Bryant and Olivia Dunne are poised to bring big performances and will be relied on heavily.
- Arenas, Brock, Bryant and Dunne made their debuts in week one.
- Bryant won vault and scored a 9.975 on floor. Dunne scored a 9.875 on bars. Arenas and Brock each delivered strong performances.

Rivers Out for 2021

- Sophomore Kai Rivers will miss the 2021 season after suffering an Achilles injury during training this fall.
- The LSU coaching staff was anticipating training at full health for the all-around.
- In her freshman season, Rivers competed on vault and bars with career highs of 9.90. She competed beam early in the season in three events and earned a 9.95 for a career high.
- Rivers will miss most of the regular season but has the potential to return during postseason competition on bars based on her recovery.

2021 LSU Gymnastics - NCAA Regional

LSU Team History in NCAA Postseason

REGIONAL TEAM TITLES - 19 [13 NCAA, 6 AIAW] *AIAW Regional Finish

Year	Location	Team Score
2019	Baton Rouge, La.	197.500
2018	Raleigh, N.C.	197.675
2017	Lincoln, Neb.	197.450
2016	Athens, Ga.	197.300
2015	Ames, Iowa	197.175
2014	Baton Rouge, La.	198.325
2013	Columbus, Ohio	197.275
2009	Columbus, Ohio	196.875
2008	Baton Rouge, La.	197.625
2005	Durham, N.H.	197.125
2004	Baton Rouge, La.	197.500
2002	Baton Rouge, La.	196.450
1986	Baton Rouge, La.	185.250
1980*	Baton Rouge, La.	147.650
1979*	Baton Rouge, La.	137.550
1978*	Baton Rouge, La.	140.60
1977*	Stillwater, Okla.	134.250
1976*	Baton Rouge, La.	99.900
1975*	Baton Rouge, La.	79.750

TOP 10 NCAA REGIONAL TEAM TOTALS

1.	198.325	2014 Baton Rouge Regional	Baton Rouge, La.
2.	197.675	2018 Raleigh Regional	Raleigh, N.C.
3.	197.625	2008 Central Regional	Baton Rouge, La.
4.	197.500	2019 Baton Rouge Regional Final	Baton Rouge, La.
		2004 Central Regional	Baton Rouge, La.
6.	197.450	2017 Lincoln Regional	Omaha, Neb.
7.	197.300	2016 Athens Regional	Athens, Ga.
8.	197.275	2013 Columbus Regional	Columbus, Ohio
9.	197.200	2019 Second Round	Baton Rouge, La.
10.	197.175	2015 Ames Regional	Ames, Iowa

TOP 10 NCAA REGIONAL EVENT SCORES

VAULT

1.	49.650	2014 Baton Rouge Regional	Baton Rouge, La.
2.	49.625	2008 Central Regional	Baton Rouge, La.
3.	49.525	2004 Central Regional	Baton Rouge, La.
4.	49.500	2007 Southeast Regional	Morgantown, W. Va.
5.	49.475	2015 Ames Regional	Ames, Iowa
		2005 Northeast Regional	Durham, N.H.
7.	49.450	2018 Raleigh Regional	Raleigh, N.C.
		2013 Columbus Regional	Columbus, Ohio
9.	49.425	2009 Central Regional	Columbus, Ohio
10.	49.400	2016 Athens Regional	Athens, Ga.

BARS

1.	49.425	2014 Baton Rouge Regional	Baton Rouge, La.
2.	49.400	2017 Lincoln Regional	Lincoln, Neb.
		2004 Central Regional	Baton Rouge, La.
4.	49.375	2018 Raleigh Regional	Raleigh, N.C.
		2009 Central Regional	Columbus, Ohio
6.	49.325	2019 Second Round	Baton Rouge, La.
7.	49.300	2019 NCAA Regional Final	Baton Rouge, La.
		2016 Athens Regional	Athens, Ga.
9.	49.275	2008 Central Regional	Baton Rouge, La.
10.	49.250	2001 Northeast Regional	Ann Arbor, Mich.

BEAM

1.	49.600	2014 Baton Rouge Regional	Baton Rouge, La.
2.	49.500	2019 NCAA Regional Final	Baton Rouge, La.
		2018 Raleigh Regional	Raleigh, N.C.
4.	49.350	2013 Columbus Regional	Columbus, Ohio
5.	49.325	2019 NCAA Second Round	Baton Rouge, La.
		2008 Central Regional	Baton Rouge, La.
7.	49.275	2004 Central Regional	Baton Rouge, La.
8.	49.225	1997 Central Regional	Ann Arbor, Mich.
9.	49.200	2015 Ames Regional	Ames, Iowa
10.	49.175	2010 Northeast Regional	University Park, Pa.
		2017 Lincoln Regional	Lincoln, Neb.

FLOOR

1.	49.650	2014 Baton Rouge Regional	Baton Rouge, La.
2.	49.525	2002 Central Regional	Baton Rouge, La.
3.	49.500	2017 Lincoln Regional	Lincoln, Neb.
		2013 Columbus Regional	Columbus, Ohio
5.	49.450	2016 Athens Regional	Athens, Ga.
		2015 Ames Regional	Ames, Iowa
		2005 Northeast Regional	Durham, N.H.
8.	49.400	1999 Central Regional	Baton Rouge, La.
		2008 Central Regional	Baton Rouge, La.
10.	49.350	2019 NCAA Regional Final	Baton Rouge, La.
		2018 Raleigh Regional	Raleigh, N.C.

NCAA TEAM NATIONAL CHAMPIONSHIPS - 0

NCAA TEAM FINAL APPEARANCES - 8

2019 (2nd place)

2018 (4th place)

2017 (2nd place)

2016 (2nd place)

2014 (3rd place)

2013 (5th place)

2009 (6th place)

2008 (5th place)

TOP 10 NCAA CHAMPIONSHIPS TEAM TOTALS - NCAA SEMIFINAL OR FINAL

1.	198.2750	2017 Prelim-B	St. Louis, Mo.
2.	197.8375	2018 Super Six Finals	St. Louis, Mo.
3.	197.8250	2019 Four on the Floor	Fort Worth, Texas
4.	197.7375	2017 Super Six Finals	St. Louis, Mo.
5.	197.600	2014 Super Six Finals	Birmingham, Ala.
6.	197.5125	2019 Prelim-A	Fort Worth, Texas
7.	197.475	2018 Prelim-A	St. Louis, Mo.
8.	197.450	2016 Super Six Finals	Fort Worth, Texas
9.	197.3375	2016 Prelim-A	Fort Worth, Texas
10.	197.325	2013 Prelim-A	Los Angeles, Calif.

TOP 10 NCAA CHAMPIONSHIPS EVENT SCORES - NCAA SEMIFINAL OR FINAL

VAULT

1.	49.5625	2017 Prelim-B	St. Louis, Mo.
2.	49.525	2016 Super Six Finals	Fort Worth, Texas
3.	49.500	2013 Prelim-A	Los Angeles, Calif.
4.	49.4625	2018 Super Six Finals	St. Louis, Mo.
5.	49.450	2019 Prelim-A	Fort Worth, Texas
		2009 Prelim-A	Lincoln, Neb.
6.	49.375	2015 Prelim-B	Fort Worth, Texas
7.	49.350	2018 Prelim-A	St. Louis, Mo.
		2014 Prelim-A	Birmingham, Ala.
9.	49.3375	2016 Prelim-A	Fort Worth, Texas
10.	49.325	2014 Super Six Finals	Birmingham, Ala.

BARS

1.	49.500	2018 Prelim-A	St. Louis, Mo.
2.	49.475	2018 Super Six Finals	St. Louis, Mo.
		2013 Prelim-A	Los Angeles, Calif.
4.	49.4625	2019 Four on the Floor	Fort Worth, Texas
5.	49.450	2008 Prelim-A	Athens, Ga.
6.	49.4375	2019 Prelim-A	Fort Worth, Texas
7.	49.425	2015 Prelim-B	Fort Worth, Texas
8.	49.4125	2017 Prelim-B	St. Louis, Mo.
9.	49.400	2014 Super Six Finals	Birmingham, Ala.
10.	49.3875	2017 Super Six Finals	St. Louis, Mo.

BEAM

1.	49.7250	2017 Super Six Final	St. Louis, Mo.
2.	49.5875	2017 Prelim-B	St. Louis, Mo.
3.	49.4625	2019 Four on the Floor	Fort Worth, Texas
4.	49.3875	2018 Super Six Finals	St. Louis, Mo.
5.	49.3375	2016 Super Six Finals	Fort Worth, Texas
6.	49.325	2014 Super Six Finals	Birmingham, Ala.
7.	49.300	2016 Prelim-A	Fort Worth, Texas
8.	49.250	2007 Prelim-B	Salt Lake City, Utah
		2012 Prelim-A	Duluth, Ga.
10.	49.225	2018 Prelim-A	St. Louis, Mo.
		2017 Prelim-B	St. Louis, Mo.

FLOOR

1.	49.7125	2017 Prelim-B	St. Louis, Mo.
2.	49.550	2014 Super Six Finals	Birmingham, Ala.
		2013 Super Six Finals	Los Angeles, Calif.
4.	49.525	2019 Four on the Floor	Fort Worth, Texas
5.	49.5125	2018 Super Six Finals	St. Louis, Mo.
6.	49.475	2015 Prelim-B	Fort Worth, Texas
7.	49.4625	2016 Super Six Finals	Fort Worth, Texas
8.	49.4375	2019 Prelim-A	Fort Worth, Texas
9.	49.400	2018 Prelim-A	St. Louis, Mo.
10.	49.375	2016 Prelim-A	Fort Worth, Texas
	49.375	2002 Prelim-A	Tuscaloosa, Ala.
10.	49.350	2014 Prelim-A	Birmingham, Ala.

2021 LSU Gymnastics - NCAA Regional

LSU Individual History in NCAA Postseason

TOP 10 NCAA REGIONAL INDIVIDUAL ALL-AROUND TOTALS

1.	39.825	Ashleigh Clare-Kearney (won AA)	2008 Central	Baton Rouge, La.
2.	39.725	Rheagan Courville (won AA)	2014 Baton Rouge	Baton Rouge, La.
3.	39.675	April Burkholder (won AA)	2004 Central	Baton Rouge, La.
4.	39.625	Sarah Finnegan (won AA)	2018 Raleigh Regional	Raleigh, N.C.
		Myia Hambrick (won AA)	2018 Raleigh Regional	Raleigh, N.C.
6.	39.600	Sarah Finnegan (won AA)	2019 Regional Final	Baton Rouge, La.
		Susan Jackson (won AA)	2009 Central	Columbus, Ohio
7.	39.575	Jessie Jordan (won AA)	2015 Ames	Ames, Iowa
		April Burkholder (won AA)	2005 Northeast	Durham, N.H.
9.	39.550	Myia Hambrick (won AA)	2016 Athens	Athens, Ga.
10.	39.500	Susan Jackson	2008 Central	Baton Rouge, La.

TOP NCAA REGIONAL EVENT SCORES

VAULT

1.	10.000	Ashleigh Clare-Kearney	2008 Central Regional	Baton Rouge, La.
		Jennifer Wood	1995 Central Regional	Ann Arbor, Mich.
3.	9.975	Sydney Ewing	2016 Athens Regional	Athens, Ga.
		Jennifer Wood	1994 Central Regional	Tuscaloosa, Ala.
5.	9.950	Kennedi Edney	2018 Raleigh Regional	Raleigh, N.C.
		Myia Hambrick	2018 Raleigh Regional	Raleigh, N.C.
		Rheagan Courville	2014 Baton Rouge Regional	Baton Rouge, La.
		Sarie Morrison	2014 Baton Rouge Regional	Baton Rouge, La.
		Ashleigh Gnat	2014 Baton Rouge Regional	Baton Rouge, La.
		Susan Jackson	2010 Northeast Regional	University Park, Pa.
		Ashleigh Clare-Kearney	2009 Central Regional	Columbus, Ohio
		Susan Jackson	2008 Central Regional	Baton Rouge, La.
		Nicki Butler	2007 Southeast Regional	Morgantown, W. Va.
		Ashleigh Clare-Kearney	2005 Northeast Regional	Durham, N.H.
		Nicki Butler	2005 Northeast Regional	Durham, N.H.
		April Burkholder	2005 Northeast Regional	Durham, N.H.
		Nicki Butler	2004 Central Regional	Baton Rouge, La.
		April Burkholder	2004 Central Regional	Baton Rouge, La.
		Stephanie Hyett	1997 Central Regional	Ann Arbor, Mich.

BARS

1.	9.950	Sarah Finnegan	2019 NCAA Regional Final	Baton Rouge, La.
		Lexie Priessman	2018 Raleigh Regional	Raleigh, N.C.
		Susan Jackson	2010 Northeast Regional	University Park, Pa.
		Annie Gagnon	2005 Northeast Regional	Durham, N.H.
		Jennifer Wood	1994 Central Regional	Tuscaloosa, Ala.
6.	9.925	Sarah Finnegan	2017 Lincoln Regional	Lincoln, Neb.
		Summer Hubbard	2009 Central Regional	Columbus, Ohio
		Summer Hubbard	2008 Central Regional	Baton Rouge, La.
		Sarah Finnegan	2016 Athens Regional	Athens, Ga.
10.	9.900	Lexie Priessman	2016 Athens Regional	Athens, Ga.
		Rheagan Courville	2015 Ames Regional	Ames, Iowa
		Sarie Morrison	2014 Baton Rouge Regional	Baton Rouge, La.
		Randii Wyrick	2014 Baton Rouge Regional	Baton Rouge, La.
		Kaleigh Dickson	2014 Baton Rouge Regional	Baton Rouge, La.
		Sarie Morrison	2013 Columbus Regional	Columbus, Ohio
		Ashleigh Clare-Kearney	2009 Central Regional	Columbus, Ohio
		Ashleigh Clare-Kearney	2008 Central Regional	Baton Rouge, La.
		Summer Hubbard	2007 Southeast Regional	Morgantown, W. Va.
		Ashleigh Clare-Kearney	2007 Southeast Regional	Morgantown, W. Va.
		Annie Gagnon	2004 Central Regional	Baton Rouge, La.
		April Burkholder	2004 Central Regional	Baton Rouge, La.
		Beth Boudreaux	2001 Northeast Regional	Ann Arbor, Mich.

BEAM

1.	9.975	Rheagan Courville	2014 Baton Rouge Regional	Baton Rouge, La.
		Ashleigh Clare-Kearney	2008 Central Regional	Baton Rouge, La.
3.	9.950	Sarah Finnegan	2019 Regional Final	Baton Rouge, La.
		Ashleigh Gnat	2014 Baton Rouge Regional	Baton Rouge, La.
		Jessie Jordan	2013 Columbus Regional	Columbus, Ohio
5.	9.925	Myia Hambrick	2018 Raleigh Regional	Raleigh, N.C.
		Ashleigh Gnat	2017 Lincoln Regional	Lincoln, Neb.
		Susan Jackson	2009 Central Regional	Columbus, Ohio
8.	9.900	Erin Macadaeg	2017 Lincoln Regional	Lincoln, Neb.
		Myia Hambrick	2016 Athens Regional	Athens, Ga.
		Jessie Jordan	2015 Ames Regional	Ames, Iowa
		Jessie Jordan	2014 Baton Rouge Regional	Baton Rouge, La.
		Sydney Ewing	2014 Baton Rouge Regional	Baton Rouge, La.
		Rheagan Courville	2013 Columbus Regional	Columbus, Ohio
		Susan Jackson	2010 Northeast Regional	University Park, Pa.
		Kristi Esposito	2008 Central Regional	Baton Rouge, La.
		Annie Gagnon	2004 Central Regional	Baton Rouge, La.
		April Burkholder	2003 West Regional	Seattle, Wash.
		Aida Canovas	1993 Central Regional	Baton Rouge, La.

FLOOR

1.	10.000	Lloimincia Hall	2014 Baton Rouge Regional	Baton Rouge, La.
		Nicki Arnstad	2002 Central Regional	Baton Rouge, La.
3.	9.975	April Burkholder	2005 Northeast Regional	Durham, N.H.
4.	9.950	Sarah Finnegan	2018 Raleigh Regional	Raleigh, N.C.
		Ashleigh Gnat	2017 Lincoln Regional	Lincoln, Neb.
		Ashleigh Gnat	2016 Athens Regional	Athens, Ga.
		Myia Hambrick	2016 Athens Regional	Athens, Ga.

	Rheagan Courville	2014 Baton Rouge Regional	Baton Rouge, La.
	Lloimincia Hall	2013 Columbus Regional	Columbus, Ohio
10.	Ashleigh Clare-Kearney	2008 Central Regional	Baton Rouge, La.
	April Burkholder	2004 Central Regional	Baton Rouge, La.
	Nicki Arnstad	2000 West Regional	Tucson, Ariz.

TOP 10 NCAA CHAMPIONSHIPS INDIVIDUAL ALL-AROUND TOTALS

1.	39.700	Sarah Finnegan	2019 Four on the Floor	Fort Worth, Texas
2.	36.6625	Myia Hambrick	2018 Super Six Finals	St. Louis, Mo.
3.	39.650	Sarah Finnegan	2019 Prelim-A	Fort Worth, Texas
4.	39.625	Sarah Finnegan	2017 Super Six Finals	St. Louis, Mo.
		Susan Jackson (won AA)	2010 Prelim-A	Gainesville, Fla.
		Ashleigh Clare-Kearney	2008 Super Six Finals	Athens, Ga.
7.	39.600	Kennedi Edney	2019 Prelim-B	Fort Worth, Texas
		April Burkholder	2004 Prelim-B	Los Angeles, Calif.
9.	39.5875	Sarah Finnegan	2017 Prelim-B	St. Louis, Mo.
		Myia Hambrick	2017 Prelim-B	St. Louis, Mo.

TOP NCAA CHAMPIONSHIPS EVENT SCORES - NCAA SEMIFINAL, CHAMPIONSHIP FINALS or EVENT FINALS

VAULT

1.	9.9875	Kennedi Edney (won VT)	2017 Prelim-B	St. Louis, Mo.
2.	9.975	Rheagan Courville (won VT)	2014 Event Finals	Birmingham, Ala.
3.	9.9625	Sydney Ewing	2017 Prelim-B	St. Louis, Mo.
		Sarah Edwards	2018 Super Six Finals	St. Louis, Mo.
		Myia Hambrick	2018 Super Six Finals	St. Louis, Mo.
		Ashleigh Gnat	2016 Super Six Finals	Fort Worth, Texas
		Myia Hambrick	2015 Prelim-B	Fort Worth, Texas
		Rheagan Courville	2013 Prelim-A	Los Angeles, Calif.
		Susan Jackson	2010 Prelim-A	Gainesville, Fla.
		Ashleigh Clare-Kearney	2009 Super Six Finals	Lincoln, Neb.
		Ashleigh Clare-Kearney	2009 Prelim-A	Lincoln, Neb.
		Susan Jackson	2009 Prelim-A	Lincoln, Neb.
		Nicki Butler	2007 Prelim-B	Salt Lake City, Utah
		April Burkholder	2004 Prelim-B	Los Angeles, Calif.

BARS

1.	9.950	Sarah Finnegan	2019 Four on the Floor	Fort Worth, Texas
		Sarah Finnegan (won UB)	2019 Prelim-A	Fort Worth, Texas
		Lexie Priessman	2018 Super Six Finals	St. Louis, Mo.
		Kennedi Edney	2018 Super Six Finals	St. Louis, Mo.
		Sarah Finnegan (won UB)	2017 Prelim-B	St. Louis, Mo.
		Sarie Morrison	2013 Prelim-A	Los Angeles, Calif.
		Ashleigh Clare-Kearney	2008 Prelim-A	Athens, Ga.
6.	9.9375	Kennedi Edney	2018 Prelim-A	St. Louis, Mo.
7.	9.925	Kennedi Edney	2019 Prelim-A	Fort Worth, Texas
		Lexie Priessman	2017 Prelim-B	St. Louis, Mo.
		Rheagan Courville	2015 Prelim-B	Fort Worth, Texas
		Sarie Morrison	2014 Super Six Finals	Birmingham, Ala.
		Randii Wyrick	2013 Prelim-A	Los Angeles, Calif.
		Summer Hubbard (Runner up)	2010 Event Finals	Gainesville, Fla.
		Susan Jackson	2010 Prelim-A	Gainesville, Fla.
		Summer Hubbard	2008 Prelim-A	Athens, Ga.

BEAM

1.	9.9750	Sarah Finnegan	2017 Super Six Finals	St. Louis, Mo.
2.	9.9625	Susan Jackson (won BB)	2010 Event Finals	Gainesville, Fla.
3.	9.950	Sarah Finnegan	2019 Four on the Floor	Fort Worth, Texas
		Ashleigh Gnat	2017 Super Six Finals	St. Louis, Mo.
		Myia Hambrick	2017 Super Six Finals	St. Louis, Mo.
5.	9.9375	Sarah Finnegan (Runner up)	2019 Prelim-A	Fort Worth, Texas
		Sarah Finnegan	2018 Super Six Finals	St. Louis, Mo.
		Kennedi Edney	2017 Super Six Finals	St. Louis, Mo.
		Ashleigh Gnat	2017 Prelim-B	St. Louis, Mo.
		Myia Hambrick	2017 Prelim-B	St. Louis, Mo.
9.	9.9125	Erin Macadaeg	2017 Super Six Finals	St. Louis, Mo.
		Sarah Finnegan	2017 Prelim-B	St. Louis, Mo.
		April Burkholder (won BB)	2006 Event Finals	Corvallis, Ore.

FLOOR

1.	9.9625	Ashleigh Gnat (won FX)	2017 Prelim-B	St. Louis, Mo.
2.	9.950	McKenna Kelley	2019 Prelim-A	Fort Worth, Texas
		Sarah Finnegan	2019 Four on the Floor	Fort Worth, Texas
		Myia Hambrick	2018 Super Six Finals	St. Louis, Mo.
		Sarah Finnegan	2018 Super Six Finals	St. Louis, Mo.
		Myia Hambrick	2018 Prelim-A	St. Louis, Mo.
		Myia Hambrick	2017 Prelim-B	St. Louis, Mo.
		Sarah Finnegan	2017 Prelim-B	St. Louis, Mo.
		McKenna Kelley	2017 Prelim-B	St. Louis, Mo.
		Lloimincia Hall	2014 Super Six Finals	Birmingham, Ala.
		Rheagan Courville	2014 Super Six Finals	Birmingham, Ala.
		Lloimincia Hall	2013 Super Six Finals	Los Angeles, Calif.
		Ashleigh Clare-Kearney (won FX)	2009 Event Finals	Lincoln, Neb.
		Nicki Arnstad (won FX)	2002 Event Finals	Tuscaloosa, Ala.

2021 LSU Gymnastics - NCAA Regional

ALL-TIME POSTSEASON RESULTS

1975				1992			
AIAW Regional	Baton Rouge, La.	1st	79.74	SEC Championship	Baton Rouge, La.	5th	188.65
1976				NCAA Central Regional	Columbia, Mo.	7th	184.85
AIAW Regional	Baton Rouge, La.	1st	99.90	1993			
AIAW Championships	Boone, N.C.	23rd	96.40	SEC Championship	Tuscaloosa, Ala.	4th	192.900
1977				NCAA Central Regional	Baton Rouge, La.	2nd	194.700
AIAW Regional	Stillwater, Okla.	1st	134.25	NCAA Championships (Prelim-B)	Corvallis, Ore.	7th(t)	193.425
AIAW Championships	Mt. Pleasant, Mich	14th	136.05	1994			
1978				SEC Championship	Auburn, Ala.	3rd	194.150
AIAW Regional	Baton Rouge, La.	1st	140.60	NCAA Central Regional	Tuscaloosa, Ala.	2nd	194.400
AIAW Championships	Seattle, Wash.	9th	137.70	NCAA Championships (Prelim-B)	Salt Lake City, Utah	8th	193.225
1979				1995			
AIAW Regional	Baton Rouge, La.	1st	137.55	SEC Championship	Gainesville, Fla.	2nd	196.125
AIAW Championships	State College, Pa.	11th	131.95	NCAA Central Regional	Ann Arbor, Mich.	3rd	195.075
1980				NCAA Championships (Prelim-A)	Athens, Ga.	9th	193.025
AIAW Regional	Baton Rouge, La.	1st	147.65	1996			
AIAW Championships	Baton Rouge, La.	6th	137.90	SEC Championship	Lexington, Ky.	5th	193.325
1981				NCAA Central Regional	Baton Rouge, La.	3rd-	194.525
SEC Championship	Baton Rouge, La.	1st	141.10	1997			
SWAIAW Regional	Austin, Texas	2nd	144.15	SEC Championship	Athens, Ga.	3rd	196.025
AIAW Championships	Salt Lake City, Utah	11th	135.45	NCAA Central Regional	Ann Arbor, Mich.	3rd	196.175
1982				NCAA Championships (Prelim-A)	Gainesville, Fla.	12th	193.825
SEC Championship	Tuscaloosa, Ala.	3rd	144.15	1998			
NCAA Regional	Gainesville, Fla.	3rd	142.05	SEC Championship	Baton Rouge, La.	3rd	196.450
1983				NCAA Central Regional	Tuscaloosa, Ala.	3rd	195.250
SEC Championship	Gainesville, Fla.	3rd	176.70	NCAA Championships (Prelim-B)	Los Angeles, Calif.	9th	195.300
NCAA Central Regional	Gainesville, Fla.	3rd	182.65	1999			
NCAA Championships (Final-A)	Salt Lake City, Utah	6th	177.80	SEC Championship	Tuscaloosa, Ala.	4th	195.325
1984				NCAA Central Regional	Baton Rouge, La.	2nd	194.600
SEC Championship	Gainesville, Fla.	4th	173.20	NCAA Championships (Prelim-A)	Salt Lake City, Utah	9th	194.475
1985				2000			
SEC Championship	Gainesville, Fla.	4th	180.50	SEC Championship	Gainesville, Fla.	2nd(t)	196.825
NCAA Central Regional	Tuscaloosa, Ala.	2nd	181.50	NCAA Central Regional	Tucson, Ariz.	2nd	195.650
1986				NCAA Championships (Prelim-A)	Boise, Idaho	9th	194.950
SEC Championship	Gainesville, Fla.	4th	176.60	2001			
NCAA Central Regional	Baton Rouge, La.	1st	185.25	SEC Championship	Birmingham, Ala.	4th	196.300
NCAA Championships (Final-A)	Gainesville, Fla.	9th	180.55	NCAA Northeast Regional	Ann Arbor, Mich.	3rd	196.300
1987				2002			
SEC Championship	Athens, Ga.	4th	184.45	SEC Championship	Birmingham, Ala.	4th	196.225
NCAA Central Regional	Tuscaloosa, Ala.	2nd	186.80	NCAA Central Regional	Baton Rouge, La.	1st	196.450
NCAA Championships (Final-A)	Salt Lake City, Utah	7th	181.50	NCAA Championships (Prelim-A)	Tuscaloosa, Ala.	8th	195.850
1988				2003			
SEC Championship	Tuscaloosa, Ala.	4th	187.40	SEC Championship	Birmingham, Ala.	4th	195.650
NCAA Central Regional	Baton Rouge, La.	2nd	190.05	NCAA West Regional	Seattle, Wash.	2nd	195.700
NCAA Championships (Final-B)	Salt Lake City, Utah	4th	187.90	NCAA Championships (Prelim-A)	Lincoln, Neb.	10th	194.000
1989				2004			
SEC Championship	Gainesville, Fla.	4th	187.90	SEC Championship	Duluth, Ga.	3rd	197.275
NCAA Central Regional	Tuscaloosa, Ala.	2nd	187.55	NCAA Central Regional	Baton Rouge, La.	1st	197.500
1990				NCAA Championships (Prelim-B)	Los Angeles, Calif.	7th	196.650
SEC Championship	Athens, Ga.	2nd	192.05	2005			
NCAA Central Regional	Minneapolis, Minn.	2nd	190.85	SEC Championship	Duluth, Ga.	2nd	196.975
NCAA Championships (Final-B)	Corvallis, Ore.	6th	192.10	NCAA Northeast Regional	Durham, N.H.	1st	197.125
1991				NCAA Championships (Prelim-A)	Auburn, Ala.	9th	195.800
SEC Championship	Lexington, Ky.	3rd	192.40	2006			
NCAA Central Regional	Auburn, Ala.	3rd	191.75	SEC Championship	Birmingham, Ala.	4th	195.900
NCAA Championships (Final-B)	Tuscaloosa, Ala.	7th	188.60	NCAA Central Regional	Baton Rouge, La.	2nd	195.825
				NCAA Championships (Prelim-A)	Corvallis, Ore.	8th	195.650

2021 LSU Gymnastics - NCAA Regional

ALL-TIME POSTSEASON RESULTS

2007

SEC Championship	North Little Rock, Ark.	4th	196.250
NCAA Southeast Regional	Morgantown, W. Va.	2nd	195.950
NCAA Championships (Prelim-B)	Salt Lake City, Utah	7th	196.275

2008

SEC Championship	Duluth, Ga.	4th	196.500
NCAA Central Regional	Baton Rouge, La.	1st	197.625
NCAA Championships (Prelim-A)	Athens, Ga.	3rd	196.575
NCAA Super Six Finals	Athens, Ga.	5th	196.350

2009

SEC Championship	Nashville, Tenn.	4th	196.550
NCAA Central Regional	Columbus, Ohio	1st	196.875
NCAA Championships (Prelim-A)	Lincoln, Neb.	3rd	196.300
NCAA Super Six Finals	Lincoln, Neb.	6th	196.375

2010

SEC Championship	Jacksonville, Fla.	4th	195.750
NCAA Northeast Regional	University Park, Pa.	2nd	196.400
NCAA Championships (Prelim-A)	Gainesville, Fla.	9th	196.025

2011

SEC Championship	Birmingham, Ala.	5th	195.475
NCAA Athens Regional	Athens, Ga.	3rd	195.350

2012

SEC Championship	Duluth, Ga.	4th	196.425
NCAA Seattle Regional	Seattle, Wash.	2nd	196.075
NCAA Championships (Prelim-A)	Duluth, Ga.	9th	196.550

2013

SEC Championship Session II	N. Little Rock, Ark.	3rd	197.700
NCAA Columbus Regional	Columbus, Ohio	1st	197.275
NCAA Championships (Prelim-A)	Los Angeles, Calif.	2nd	197.325
NCAA Super Six Finals	Los Angeles, Calif.	5th	197.050

2014

SEC Championship Session II	Birmingham, Ala.	3rd	197.325
NCAA Baton Rouge Regional	Baton Rouge, La.	1st	198.325
NCAA Championships (Prelim-A)	Birmingham, Ala.	3rd	197.100
NCAA Super Six Finals	Birmingham, Ala.	3rd	197.600

2015

SEC Championship Session II	Duluth, Ga.	2nd	197.450
NCAA Ames Regional	Ames, Iowa	1st	197.175
NCAA Championships (Prelim-B)	Fort Worth, Texas	10th	196.550

2016

SEC Championship Session II	N. Little Rock, Ark.	3rd	197.500
NCAA Athens Regional	Athens, Ga.	1st	197.300
NCAA Championships (Prelim-A)	Fort Worth, Texas	2nd	197.3375
NCAA Super Six Finals	Fort Worth, Texas	2nd	197.450

2017

SEC Championship Session II	Jacksonville, Fla.	1st	198.075
NCAA Lincoln Regional	Lincoln, Neb.	1st	197.450
NCAA Championships (Prelim-B)	St. Louis, Mo.	1st	198.2750
NCAA Super Six Finals	St. Louis, Mo.	2nd	197.7375

2018

SEC Championship Session II	St. Louis, Mo.	1st	197.400
NCAA Raleigh Regional	Raleigh, N.C.	1st	197.675
NCAA Championships (Prelim-A)	St. Louis, Mo.	2nd	197.4750
NCAA Super Six	St. Louis, Mo.	4th	197.8375

2019

SEC Championship Session II	New Orleans, La.	1st	197.900
NCAA Regional Second Round	Baton Rouge, La.	1st	197.200
NCAA Regional Final	Baton Rouge, La.	1st	197.500
NCAA Championships (Prelim-A)	Fort Worth, Texas	2nd	197.5125
NCAA Four on the Floor	Fort Worth, Texas	2nd	197.8250

2020

Season Canceled on March 12 due to COVID-19 Pandemic

2021

SEC Championship Session II	Huntsville, Ala.	2nd	197.775
-----------------------------	------------------	-----	---------

2021 LSU Gymnastics - NCAA Regional

LSU Team History in NCAA Postseason

Total Perfect 10.0 Scores in LSU History: 69 Vault (30)

Haleigh Bryant	vs. Missouri	3/5/21
Kiya Johnson	at GymQuarters	2/14/20
Kennedi Edney	at Arizona	3/15/19
Ashleigh Gnat	at SEC Championship Session II	3/18/17
Ashleigh Gnat	vs. Florida	3/5/17
Ashleigh Gnat	at Alabama	1/13/17
Ashleigh Gnat	at Metroplex Challenge	1/30/16
Ashleigh Gnat	vs. Kentucky	1/22/16
Rheagan Courville	vs. Minnesota	3/6/15
Jessie Jordan	vs. Minnesota	3/6/15
Rheagan Courville	at Metroplex Challenge	2/15/14
Rheagan Courville	at SEC Championship Session II	3/23/13
Sarie Morrison	vs. Arkansas	2/15/13
Ashleigh Clare-Kearney	vs. North Carolina State	3/7/09
Ashleigh Clare-Kearney	at NCAA Regional Championships (Baton Rouge)	4/12/08
Ashleigh Clare-Kearney	vs. Michigan State	2/29/08
Ashleigh Clare-Kearney	at Super Six Challenge (Fayetteville, Ark.)	1/5/07
April Burkholder	at Oklahoma	3/11/05
April Burkholder	at Texas Woman's/Arizona	2/23/04
Stephanie Hyett	vs. Illinois-Chicago	3/7/97
Jennifer Wood	vs. New Hampshire/Missouri/Centenary	3/15/96
Jennifer Wood	vs. Alabama	2/23/96
Jennifer Wood	at NCAA Regional Championships	4/7/95
Jennifer Wood	vs. Florida	3/3/95
Jennifer Wood	vs. Arizona	2/24/95
Jennifer Wood	vs. Georgia	2/17/95
Jennifer Wood	vs. Kentucky	3/4/94
Jennifer Wood	vs. North Carolina State	2/25/94
Jennifer Wood	vs. Alabama	2/18/94

Bars (5)

Sarah Finnegan	at Arizona	3/15/19
Lexie Priessman	vs. Georgia	3/1/19
Sarah Finnegan	vs. Arizona	3/17/18
Sharene Mamby	vs. Denver	1/26/01
Syreeta Barnett	vs. Illinois-Chicago	3/7/97

Beam (7)

Kiya Johnson	at Florida	1/24/20
Sarah Finnegan	vs. Georgia	3/1/19
Sarah Finnegan	vs. Arizona	3/17/18
April Burkholder	at Oklahoma	3/11/05
Terin Martinjak	at Centenary	3/12/04
April Burkholder	at Centenary	3/12/04
Amy McClosky	vs. New Hampshire/Missouri/Centenary	3/15/96

Floor (29)

Kiya Johnson	at SEC Championship Session II	3/20/21
Kiya Johnson	vs. Missouri	3/5/21
Kiya Johnson	vs. Arkansas	1/5/21
Sarah Finnegan	at SEC Championship Session II	3/23/19
McKenna Kelley	vs. Oregon State	3/8/19
Kennedi Edney	vs. Oregon State	3/8/19
Myia Hambrick	vs. Auburn	3/4/18
Sarah Finnegan	vs. Auburn	3/4/18
Ashleigh Gnat	at SEC Championship Session II	3/19/16
Ashleigh Gnat	at Texas Woman's/Oregon State/New Hampshire	3/12/16
Ashleigh Gnat	vs. Alabama	3/4/16
Ashleigh Gnat	vs. Auburn	2/19/16
Lloimincia Hall	at Centenary/New Hampshire	3/13/15
Lloimincia Hall	vs. Minnesota	3/6/15
Lloimincia Hall	at NCAA Baton Rouge Regional	4/5/14
Lloimincia Hall	at Metroplex Challenge	2/15/14
Lloimincia Hall	vs. Alabama	1/31/14
Lloimincia Hall	vs. Alabama	3/8/13
Lloimincia Hall	at Missouri	2/8/13
Ashleigh Clare-Kearney	vs. Michigan St.	2/29/08
April Burkholder	vs. Arkansas	2/4/05
Terin Martinjak	at Texas Woman's/Arizona	2/23/04
Nicki Butler	at Texas Woman's/Arizona	2/23/04
April Burkholder	vs. Kentucky	2/20/04
April Burkholder	vs. Alabama	1/23/04
April Burkholder	at Centenary/Texas Woman's	3/21/03
Nicki Arnstad	at NCAA Central Regional Championships	4/6/02
Nicki Arnstad	at Super Six Challenge	1/11/02
Rachelle Fruge'	vs. Florida	3/15/91

TEAM PROGRAM BESTS

Vault

1. 49.825	vs. Minnesota	3/6/15
2. 49.675	at Arizona	3/15/19
3. 49.650	NCAA Baton Rouge Regional	4/5/14
4. 49.625	at SEC Champ. Session II	3/20/21
	at Kentucky	2/26/21
	vs. Florida	3/5/17
	at Centenary/New Hampshire	3/13/15
	NCAA Central Championships	4/12/08
	at Centenary	3/12/04

Bars

1. 49.750	vs. Arizona	3/17/18
2. 49.725	vs. Texas Woman's	2/18/18
3. 49.650	vs. Kentucky	3/1/02
4. 49.625	vs. Alabama	1/19/18
5. 49.600	at Arizona	3/15/19
	vs. Arkansas	1/5/18
	vs. Iowa	1/9/15
	at Metroplex Challenge	2/15/14

Beam

1. 49.725	vs. Arizona	3/17/18
	at NCAA Super Six Finals	4/15/17
	at Oklahoma	3/11/05
4. 49.650	vs. Oregon State	3/8/19
49.650	vs. Georgia	3/1/19

Floor

1. 49.7125	at NCAA Semifinal II	4/14/17
2. 49.700	vs. Auburn	3/4/18
	vs. Auburn	2/19/16
	vs. Minnesota	3/6/15
	vs. Missouri	2/28/14

Team

1. 198.375	vs. Minnesota	3/6/15
2. 198.325	NCAA Baton Rouge Regional	4/5/14
3. 198.275	at NCAA Semifinal II	4/17/17
4. 198.175	at Arizona	3/15/19
	vs. Texas Woman's	2/18/18
	vs. Florida	3/5/17

INDIVIDUAL PROGRAM BESTS

Vault

Haleigh Bryant	10.00	2021
Kiya Johnson	10.00	2020
Kennedi Edney	10.00	2019
Ashleigh Gnat	10.00 (5x)	2017
Jessie Jordan	10.00	2015
Rheagan Courville	10.00 (3x)	2013-15
Sarie Morrison	10.00	2013
Ashleigh Clare-Kearney	10.00 (4x)	2007-09
April Burkholder	10.00 (2x)	2004-05
Stephanie Hyett	10.00	1997
Jennifer Wood	10.00 (9x)	1994-96
Kennedi Edney	9.9875	2017

Bars

Sarah Finnegan	10.00 (2x)	2018-19
Sharene Mamby	10.00	2001
Syreeta Barnett	10.00	1997
Lexie Priessman	9.975 (4x)	2018-19
Myia Hambrick	9.975	2018
Sarah Finnegan	9.975 (5x)	2018
Kennedi Edney	9.975	2018
Rheagan Courville	9.975	2015
Sarie Morrison	9.975	2014
Annie Gagnon	9.975	2004
Beth Boudreaux	9.975 (2x)	2002
Jennifer Wood	9.975	1994

Beam

Kiya Johnson	10.00	2020
Sarah Finnegan	10.00 (2x)	2018-29
April Burkholder	10.00 (2x)	2004-05
Terin Martinjak	10.00	2004
Amy McClosky	10.00	1996
Reagan Campbell	9.975 (3x)	2019
Sarah Finnegan	9.975 (3x)	2017-19
Rheagan Courville	9.975	2014
Jessie Jordan	9.975	2014
Ashleigh Clare-Kearney	9.975	2008
Lisa Rennie	9.975	2005
April Burkholder	9.975 (4x)	2003-05
Amy McClosky	9.975	1996
Jennifer Wood	9.975	1995

Floor

Kiya Johnson	10.00 (3x)	2021
Kennedi Edney	10.00	2019
McKenna Kelley	10.00	2019
Myia Hambrick	10.00	2018
Sarah Finnegan	10.00 (2x)	2018-19
Ashleigh Gnat	10.00 (4x)	2016
Lloimincia Hall	10.00 (7x)	2013-15
Ashleigh Clare-Kearney	10.00	2008
Terin Martinjak	10.00	2004
Nicki Butler	10.00	2004
April Burkholder	10.00 (4x)	2003-05
Nicki Arnstad	10.00 (2x)	2002
Rachelle Fruge'	10.00	1991
Haleigh Bryant	9.975	2021
Myia Hambrick	9.975 (4x)	2018
Sarah Finnegan	9.975	2018
Kennedi Edney	9.975	2018
McKenna Kelley	9.975	2017
Ashleigh Gnat	9.975	2015
Rheagan Courville	9.975 (2x)	2013, 15
Lloimincia Hall	9.975 (6x)	2012, 14-15
Malliah Mathis	9.975	2011
Susan Jackson	9.975 (4x)	2008-09
Lauren Klein	9.975	2007
Ashleigh Clare-Kearney	9.975 (3x)	2007, 09
April Burkholder	9.975 (4x)	2004-05
Nicki Arnstad	9.975	2001
Jennifer Wood	9.975	1995

All-Around

April Burkholder	39.875	2003
Rheagan Courville	39.825	2015
Ashleigh Clare-Kearney	39.825	2008
April Burkholder	39.825	2005
Sarah Finnegan	39.800 (2x)	2020
Ashleigh Clare-Kearney	39.800	2008
April Burkholder	39.800	2004
Sarah Finnegan	39.775	2018
Kennedi Edney	39.775	2018
Ashleigh Clare-Kearney	39.775	2007
April Burkholder	39.775	2004

2021 LSU Gymnastics - NCAA Regional

CAREER INDIVIDUAL TITLES

So. Kiya Johnson - 30 total titles
11 Floor, 7 All-Around, 7 Vault, 3 Beam, 2 Bars

2021 titles - 6 Total Titles

FX (4)	10.000	1/8 vs. Arkansas
	9.975	1/15 at Arkansas
	10.000	3/5 vs. Missouri
	10.000	3/20 at SEC Championships

AA (1) 39.625 3/5 vs. Missouri

VT (1)	9.950	2/26 at Kentucky
--------	-------	------------------

2020 titles - 24 Total Titles

AA (7)	39.525	1/10 at Georgia
	39.600	1/17 vs. Auburn
	39.600	1/31 vs.. Alabama
	39.575	2/at Oregon St. Tri
	39.750	2/14 at GymQuarters
	39.650	2/16 vs. Kentucky

FX (6)

	9.950	1/3 vs. Arizona
	9.900	1/17 vs. Auburn
	9.975	1/24 at Florida
	9.950	1/31 vs. Alabama
	9.950	2/14 at GymQuarters
	9.975	2/16 vs. Kentucky
	9.925	2/21 at Missouri

VT (6)

	9.900	1/3 vs. Arizona
	9.925	1/10 at Georgia
	9.925	1/17 vs. Auburn
	9.950	1/31 vs. Alabama
	9.900	2/8 at Oregon St. Tri
	10.000	2/14 at GymQuarters

BB (3)

	9.900	1/17 vs. Auburn
	10.000	1/24 at Florida
	9.925	2/14 at Gymquaters

UB (2)

	9.900	2/8 at Oregon State Tri
	9.950	2/28 vs. Arkansas

Fr. Haleigh Bryant - 11 Total Titles
5 Vault, 4 All-Around, 2 Floor

2021 Title - 11 Total Titles

VT (5)	9.900	1/8 vs. Arkansas
	9.900	1/22 vs. Georgia
	9.900	2/5 at Auburn
	10.000	3/5 vs. Missouri
	9.950	3/20 at SEC Championships

AA (4)

	39.600	1/15 at Arkansas
	39.475	1/22 vs. Georgia
	39.550	2/5 at Auburn
	39.625	3/5 vs. Missouri

FX (2)

	9.950	1/15 at Arkansas
	9.950	2/26 at Kentucky

Sr. Sami Durante - 10 Total Titles
8 Bars, 2 Beam

2021 Titles - 4 Total

UB (4)	9.900	1/8 vs. Arkansas
	9.900	1/22 vs. Georgia

2021 INDIVIDUAL TITLES

Jan. 8 - Arkansas

VAULT

Haleigh Bryant - 9.90

BARS

Sami Durante - 9.90

FLOOR

Kiya Johnson - 10.000

Jan. 15 - at Arkansas

FLOOR

Haleigh Bryant - 9.950

Kiya Johnson - 9.950

ALL-AROUND

Haleigh Bryant - 39.600

Jan. 22 - vs. Georgia

VAULT

Haleigh Bryant - 9.900

BARS

Sami Durante - 9.900

BEAM

Reagan Campbell - 9.950

	9.950	2/5 at Auburn
	9.900	3/5 vs. Missouri

2020 Titles - 4 Total

UB (4)	9.850	1/10 at Georgia
	9.950	2/14 at GymQuarters
	9.925	2/16 vs. Kentucky
	9.900	2/21 at Missouri

2019 Titles - 2 Total

BB (2)	9.900	2/17 vs. Missouri
	9.900	3/15 at Arizona

Sr. Reagan Campbell - 5 Total Titles
5 Beam

2021 Title - 1 Total

BB (1)	9.950	1/22 vs. Georgia
--------	-------	------------------

2020 Titles - 2 Total

BB (2)	9.925	1/3 vs. Arizona
	9.975	1/10 at Georgia

2019 Titles - 2 Total

BB (2)	9.90	2/22 at Arkansas
	9.975	3/8 vs. Oregon State

Sr. Sarah Edwards - 2 Total Titles
1 Vault, 1 Floor

2021 Title - 1 Total

FX (1)	9.925	1/22 vs. Georgia
--------	-------	------------------

2020 Title - 1 Total

VT (1)	9.950	1/17 vs. Auburn
--------	-------	-----------------

So. Alyona Shchennikova - 5 Total Titles
2 Bars, 2 Vault, 1 Beam

2021 Titles -4 Total

VT(2)	9.900	2/5 at Auburn
	9.950	2/26 at Kentucky
UB (1)	9.900	3/5 vs. Missouri
BB (1)	9.925	2/26 at Kentucky

2020 Title - 1 Total

UB (1)	9.950	2/14 at GymQuarters
--------	-------	---------------------

Fr. Elena Arenas - 2 Total Titles
2 Vault

2021 Title - 2 Vault

VT(2)	9.900	2/5 at Auburn
	9.950	3/20 at SEC Championships

Sr. Christina Desiderio - 1 Total Title
1 Beam

2018 Title - 1 Total

BB (1)	9.90	2/18 vs. Texas Woman's
--------	------	------------------------

So. Kai Rivers - 1 Total Title
2020 Title - 1 Total

UB (1)	9.90	2/8 at Oregon St. Tri
--------	------	-----------------------

NATIONAL RANKINGS

ROAD TO NATIONALS TOP 25

RANK	TEAM	NQS
1(t)	Oklahoma	197.944
1(t)	Florida	197.944
3	LSU	197.813
4	Michigan	197.800
5	California	197.613
6	Utah	197.556
7	Alabama	197.538
8	Minnesota	197.431
9	Denver	197.344
10	Arkansas	197.225
11	Arizona State	197.088
12	BYU	197.069
13	UCLA	197.038
14	Kentucky	196.969
15	Auburn	196.875
16	Illinois	196.863
17	Boise State	196.788
18	Georgia	196.781
19	Iowa	196.756
20	Iowa State	196.706
21	Southern Utah	196.675
22	Utah State	196.531
23	Missouri	196.444
24	Oregon State	196.419
25	Central Michigan	196.275

LSU IN THE RANKINGS

WEEK	TEAM	VT	UB	BB	FX
01/11/21	5	4	4	8	1
01/18/21	5	7	3	7	4
01/25/21	2	6	6	4	2
02/1/21	2	5	5	5	1
02/8/21	2	7	4	4	1
02/15/21	2	4	3	2	2
02/22/21	2	4	2	2	3
03/1/21	3	3	2	4	6
03/15/21	4	3	5	5	3
03/22/21	3	2	6	7	2

INDIVIDUAL (Top 25)	AA	VT	UB	BB	FX
Elena Arenas	--	24	--	--	--
Sierra Ballard	--	--	--	--	--
Chase Brock	--	--	--	--	--
Haleigh Bryant	9	3	--	--	4
Reagan Campbell	--	--	--	--	--
Rebecca D'Antonio	--	--	--	--	--
Bridget Dean	--	--	--	--	--
Christina Desiderio	--	--	--	--	--
Olivia Dunne	--	--	--	--	--
Sami Durante	--	--	11	--	--
Sarah Edwards	--	--	--	--	--
Olivia Gunter	--	--	--	--	--
Kiya Johnson	--	12	--	--	1
Lexi Nibbs	--	--	--	--	--
Maddie Rau	--	--	--	--	--
Kai Rivers	--	--	--	--	--
Kamryn Ryan	--	--	--	--	--
Alyona Shchennikova	--	12	17	--	--
Caitlin Smith	--	--	--	--	--

2021 LSU Gymnastics - NCAA Regional

LINEUPS AND SCORES BY MEET

VAULT

Meet	1	2	3	4	5	6
1/8	Arenas (9.775)	Brock (9.775)	Edwards (9.875)	Shchennikova (9.300)	Johnson (9.850)	Bryant (9.900)
1/15	Arenas (9.800)	Shchennikova (9.825)	Brock (9.825)	Edwards (9.800)	Johnson (9.775)	Bryant (9.850)
1/22	Brock (9.825)	Shchennikova (9.875)	Arenas (9.800)	Edwards (9.825)	Durante (9.850)	Bryant (9.900)
2/5	Johnson (9.800)	Shchennikova (9.900)	Arenas (9.900)	Ryan (9.325)	Johnson (9.700)	Bryant (9.900)
2/12	Brock (9.825)	Shchennikova (9.925)	Arenas (9.85)	Edwards (9.925)	Johnson (9.950)	Bryant (9.950)
2/19	Durante (9.850)	Shchennikova (9.775)	Arenas (9.825)	Edwards (9.900)	Johnson (9.850)	Bryant (9.900)
2/26	Durante (9.175)	Shchennikova (9.95)	Arenas (9.925)	Edwards (9.875)	Johnson (9.950)	Bryant (9.925)
3/5	Durante (9.825)	Shchennikova (9.750)	Arenas (9.875)	Edwards (9.900)	Johnson (9.950)	Bryant (10.000)
3/20	Durante (9.900)	Shchennikova (9.925)	Arenas (9.950)	Edwards (9.900)	Johnson (9.850)	Bryant (9.950)
4/3						
4/4						
4/17						
4/18						
Average	9.753	9.856	9.869	9.750	9.858	9.919

BARS

Meet	1	2	3	4	5	6
1/8	Johnson (9.825)	Brock (9.750)	Dunne (9.875)	Bryant (9.850)	Shchennikova (9.725)	Durante (9.900)
1/15	Johnson (9.825)	Dean (9.825)	Dunne (9.900)	Bryant (9.900)	Shchennikova (9.925)	Durante (9.875)
1/22	Johnson (9.875)	Dean (9.150)	Dunne (9.700)	Bryant (9.850)	Shchennikova (9.800)	Durante (9.900)
2/5	Johnson (9.900)	Brock (9.875)	Dunne (9.925)	Bryant (9.900)	Shchennikova (9.825)	Durante (9.950)
2/12	Johnson (9.925)	Brock (9.825)	Dunne (9.850)	Bryant (9.925)	Shchennikova (9.925)	Durante (9.950)
2/19	Johnson (9.875)	Dean (9.800)	Dunne (9.850)	Bryant (9.875)	Shchennikova (9.900)	Durante (9.875)
2/26	Johnson (9.800)	Dean (9.725)	Dunne (9.775)	Bryant (9.850)	Shchennikova (9.800)	Durante (9.800)
3/5	Johnson (9.85)	Brock (9.250)	Dunne (9.775)	Bryant (9.825)	Shchennikova (9.900)	Durante (9.900)
3/20	Johnson (9.875)	Brock (9.825)	Dunne (9.900)	Bryant (9.800)	Shchennikova (9.850)	Durante (9.900)
4/3						
4/4						
4/17						
4/18						
Average	9.861	9.669	9.839	9.858	9.853	9.894

BEAM

Meet	1	2	3	4	5	6
1/8	Desiderio (9.875)	Arenas (9.575)	Durante (9.700)	Dean (9.900)	Johnson (9.275)	Campbell (9.775)
1/15	Arenas (9.825)	Durante (9.850)	Bryant (9.900)	Dean (9.900)	Johnson (9.050)	Campbell (9.900)
1/22	Desiderio (9.800)	Durante (9.850)	Bryant (9.875)	Dean (9.875)	Arenas (9.625)	Campbell (9.950)
2/5	Desiderio (9.900)	Durante (9.850)	Bryant (9.900)	Dean (9.875)	Shchennikova (9.875)	Campbell (9.875)
2/12	Desiderio (9.900)	Durante (9.925)	Bryant (9.875)	Dean (9.925)	Johnson (9.925)	Campbell (9.825)
2/19	Desiderio (9.875)	Durante (9.625)	Bryant (9.875)	Dean (9.875)	Johnson (9.875)	Shchennikova (9.875)
2/26	Desiderio (9.875)	Durante (9.300)	Shchennikova (9.925)	Dean (9.800)	Johnson (9.875)	Campbell (9.350)
3/5	Desiderio (9.950)	Durante (9.875)	Bryant (9.850)	Dean (9.925)	Johnson (9.825)	Shchennikova (9.825)
3/20	Desiderio (9.800)	Durante (9.875)	Bryant (9.775)	Dean (9.875)	Johnson (9.900)	Campbell (9.850)
4/3						
4/4						
4/17						
4/18						
Average	9.867	9.747	9.853	9.883	9.692	9.803

FLOOR

Meet	1	2	3	4	5	6
1/8	Dean (9.625)	Edwards (9.875)	Desiderio (9.850)	Shchennikova (9.650)	Bryant (9.975)	Johnson (10.000)
1/15	Dean (9.750)	Campbell (9.850)	Desiderio (9.400)	Edwards (9.875)	Bryant (9.950)	Johnson (9.950)
1/22	Dean (9.900)	Campbell (9.875)	Shchennikova (9.900)	Desiderio (9.200)	Edwards (9.925)	Bryant (9.850)
2/5	Dean (9.800)	Campbell (9.900)	Shchennikova (9.925)	Ballard (9.825)	Arenas (9.875)	Bryant (9.925)
2/12	Dean (9.875)	Desiderio (9.750)	Shchennikova (9.925)	Ballard (9.925)	Edwards (9.875)	Bryant (9.425)
2/19	Dean (9.825)	Arenas (9.825)	Shchennikova (9.750)	Ballard (9.725)	Edwards (9.900)	Bryant (9.950)
2/26	Dean (9.700)	Desiderio (9.900)	Arenas (9.725)	Ballard (9.850)	Edwards (9.900)	Bryant (9.950)
3/5	Desiderio (9.850)	Shchennikova (9.925)	Ballard (9.925)	Edwards (9.900)	Bryant (9.950)	Johnson (10.000)
3/20	Desiderio (9.850)	Shchennikova (9.925)	Ballard (9.800)	Edwards (9.700)	Bryant (9.925)	Johnson (10.000)
4/3						
4/4						
4/17						
4/18						
Average	9.797	9.864	9.800	9.739	9.919	9.894

2021 LSU Gymnastics - NCAA Regional

ROUTINE BREAKDOWNS

VAULT - BOB MOORE

PROBABLE	SAMI DURANTE Yurchenko Full	ALYONA SHCHENNIKOVA Yurchenko 1.5 (Yurchenko Full)	ELENA ARENAS Yurchenko Full	SARAH EDWARDS Yurchenko 1.5	KIYA JOHNSON Yurchenko Double Full (Yurchenko Full)	HALEIGH BRYANT Front Handspring- Front Pike Half
ALTERNATES	KAMRYN RYAN Yurchenko 1 1/2	CHASE BROCK Yurchenko Full				

BARS - JAY CLARK

PROBABLE	KIYA JOHNSON Maloney immediate bail, toe-handstand, Double layout	CHASE BROCK Blind change, tkatchev, bail handstand, full-out dismount	OLIVIA DUNNE Tkatchev immediate pak salto, 1/2 pirouette, double layout dismount	HALEIGH BRYANT Blind change, jaegar, bail handstand, blind change, double front	ALYONA SHCHENNIKOVA Ray immediate pak salto, 1/2 pirouette, double layout	SAMI DURANTE Blind change, jaeger, pak salto, 1/2 pirouette, half in-half out
ALTERNATES	BRIDGET DEAN Ray, toe-handstand, bail handstand, double layout dismount	ELENA ARENAS Toe- handstand, ray, pak salto, ½ pirouette, double layout				

BEAM - ASHLEIGH GNAT

PROBABLE	CHRISTINA DESIDERIO Switch leap-switch leap ½, back handspring-back layout, full turn, front aerial- sissonne, cat leap- gainer full	SAMI DURANTE Full turn, Back handspring- back layout, front aerial-split jump, switch leap- straddle jump ¼, side aerial-back full dismount	HALEIGH BRYANT Front aerial- back handspring, Switch leap- Stradle ¼, Front tuck, Split jump- beat jump, Full turn, Punch front rudi dismount	BRIDGET DEAN Full turn, Side aerial- Back handspring, switch leap-split jump, front aerial beat jump, side aerial-back full dismount	KIYA JOHNSON Full turn, Back handspring- back layout, switch leap-switch leap ½, front toss, round-off double full	REAGAN CAMPBELL Back handspring- back layout, full turn, front aerial- sissonne, switch leap- switch leap 1/2, round-off double full
ALTERNATES	ALYONA SHCHENNIKOVA Back handspring- back layout, anodi, switch leap- split jump, front aerial, full turn, Back handspring- gainer full	ELENA ARENAS Back handspring- back layout, front toss- beat jump, switch leap- split jump, full turn, side aerial, round- off 1.5	OLIVIA DUNNE Back handspring- back layout, front aerial, switch leap-switch leap ½, full turn, gainer full			

FLOOR - ENTIRE COACHING STAFF; CHOREOGRAPHY - ASHLEIGH CLARE-KEARNEY THIGPEN

PROBABLE	CHRISTINA DESIDERIO Double layout, 1.5-punch front layout, switch ring- tour jete ½, double pike	ALYONA SHCHENNIKOVA Front double full, 1.5-front full, switch ring-switch leap ½, front handspring-rudi- back layout step out	SIERRA BALLARD Double layout, 3/2 punch front layout, switch ring- switch, leap 1/2, double pike	SARAH EDWARDS Front Double full, front handspring-front full-front full, switch side-popa, double tuck	HALEIGH BRYANT Front handspring-double front, front handspring, front layout-rudi, switch leap ½- popa, front handspring front double full	KIYA JOHNSON Tuck full-in, 1.5 punch front layout, switch leap ½- popa, double pike
ALTERNATES	REAGAN CAMPBELL 2.5 twist, Double pike, Switch leap full-Straddle ½, 1.5 punch front layout	BRIDGET DEAN Double Pike, 1.5-punch front layout, Tour jete ½- split jump full, double tuck	OLIVIA GUNTER Double Arabian, front full-front layout, switch side- wolf full, double pike	ELENA ARENAS Front handspring-front double full, front layout-front full, switch leap ½- wolf full, double pike		

2021 LSU Gymnastics - NCAA Regional

2021 LSU GYMNASTICS TEAM RESULTS AND STATISTICS

Overall Record: 10-4 Regular Season Record: 5-3 Postseason Record: 5-1 SEC Record: 4-3 Home: 3-1 Away: 2-2 Neutral: 5-1

DATE MEET	TEAMS	RESULT	TEAM SCORE	Vault	BARS	BEAM	FLOOR	ATTENDANCE
1/8 Arkansas	#3 LSU #15 Arkansas	W	196.550 196.350	49.175 48.925	49.200 49.250	48.825 49.075	49.350 49.100	2,553
1/15 at Arkansas^	#5 LSU #6 Arkansas	W	197.275 196.625	49.100 49.150	49.425 48.650	49.375 49.325	49.375 49.500	1,241
1/22 Georgia^	#5 LSU #11 Georgia	W	197.200 196.375	49.275 49.000	49.125 49.075	49.350 49.125	49.450 49.175	2,560
2/5 at Auburn^	#2 LSU #22 Auburn	W	197.550 197.075	49.200 49.150	49.475 49.450	49.425 49.275	49.450 49.200	1,100
2/12 Florida^	#2 LSU #1 Florida	L	198.050* 198.150	49.600 49.550	49.550* 49.400	49.550* 49.650	49.350 49.550	2,565
2/19 at Alabama^	#2 LSU #6 Alabama	L	197.325 197.725	49.325 49.450	49.375 49.325	49.375 49.400	49.250 49.550	2,055
2/26 at Kentucky^	#2 LSU #14 Kentucky	L	196.800 197.100	49.625* 49.375	49.025 49.375	48.825 49.050	49.325 49.300	1,200
3/5 Missouri^	#3 LSU #22 Missouri	W	197.875 196.175	49.550 48.950	49.250 48.700	49.425 49.425	49.650* 49.100	2,402
3/20 SEC Championships (Huntsville, Ala.)	#8 Alabama	L	197.875	49.550	49.425	49.450	49.450	3,926
	#4 LSU		197.775	49.625*	49.350	49.300	49.500	
	#1 Florida	W	196.975	49.350	48.725	49.525	49.375	
	#14 Kentucky	W	196.825	49.200	49.200	49.175	49.250	
	#15 Auburn	W	196.275	48.900	48.975	49.050	49.350	
	#23 Missouri	W	196.125	48.875	48.975	49.275	49.000	
	#9 Arkansas	W	195.600	49.125	48.175	48.875	49.425	
4/2 NCAA Regional Second Round								
4/3 NCAA Regional Final								
4/16 NCAA Semifinal I (Fort Worth, Texas)								
4/17 NCAA Championship Final (Fort Worth, Texas)								
			Season Average	VT Avg.	UB Avg.	BB Avg.	FX Avg.	
			197.378	49.386	49.308	49.272	49.411	

KEY

^ - Denotes SEC meet, * - Denotes season high, # - Denotes School Record

2021 LSU Gymnastics - NCAA Regional

2021 LSU GYMNASTICS INDIVIDUAL RESULTS AND STATISTICS

Elena Arenas

		Vault	Bars	Beam	Floor	A-A
1/8	#15 Arkansas	9.775	--	9.575	--	--
1/15	at #6 Arkansas	9.800	--	9.825*	--	--
1/22	#11 Georgia	9.800	--	9.625	--	--
2/5	at #22 Auburn	9.900	--	--	9.875*	--
2/12	#1 Florida	9.850	--	--	--	--
2/19	at #6 Alabama	9.825	--	--	9.825	--
2/26	at #14 Kentucky	9.925	--	--	9.725	--
3/5	#22 Missouri	9.875	--	--	--	--
3/21	SEC Championships	9.950*	--	--	--	--
4/3	NCAA Regional Second Round	--	--	--	--	--
4/4	NCAA Regional Final	--	--	--	--	--
4/17	NCAA Semifinal	--	--	--	--	--
4/18	NCAA Championship Final	--	--	--	--	--
Season Average		9.856	--	9.675	9.808	--
Season High		9.950	--	9.825	9.875	--
Career High		9.950	--	9.825	9.875	--

Sierra Ballard

		Vault	Bars	Beam	Floor	A-A
1/8	#15 Arkansas	--	--	--	--	--
1/15	at #6 Arkansas	--	--	--	--	--
1/22	#11 Georgia	--	--	--	--	--
2/5	at #22 Auburn	--	--	--	9.825	--
2/12	#1 Florida	--	--	--	9.925*	--
2/19	at #6 Alabama	--	--	--	9.725	--
2/26	at #14 Kentucky	--	--	--	9.850	--
3/5	#22 Missouri	--	--	--	9.925*	--
3/21	SEC Championships	--	--	--	9.800	--
4/3	NCAA Regional Second Round	--	--	--	--	--
4/4	NCAA Regional Final	--	--	--	--	--
4/17	NCAA Semifinal	--	--	--	--	--
4/18	NCAA Championship Final	--	--	--	--	--
Season Average		--	--	--	9.842	--
Season High		--	--	--	9.925	--
Career High		--	--	--	9.925	--

Chase Brock

		Vault	Bars	Beam	Floor	A-A
1/8	#15 Arkansas	9.775	9.750	--	--	--
1/15	at #6 Arkansas	9.825*	--	--	--	--
1/22	#11 Georgia	9.825	--	--	--	--
2/5	at #22 Auburn	9.800	9.875*	--	--	--
2/12	#1 Florida	9.825*	9.825	--	--	--
2/19	at #6 Alabama	--	--	--	--	--
2/26	at #14 Kentucky	--	--	--	--	--
3/5	#22 Missouri	--	9.250	--	--	--
3/21	SEC Championships	--	9.825	--	--	--
4/3	NCAA Regional Second Round	--	--	--	--	--
4/4	NCAA Regional Final	--	--	--	--	--
4/17	NCAA Semifinal	--	--	--	--	--
4/18	NCAA Championship Final	--	--	--	--	--
Season Average		9.810	9.629	--	--	--
Season High		9.825	9.875	--	--	--
Career High		9.825	9.875	--	--	--

Haleigh Bryant

		Vault	Bars	Beam	Floor	A-A
1/8	#15 Arkansas	9.900	9.850	--	9.975*	--
1/15	at #6 Arkansas	9.850	9.900*	9.900*	9.950	39.600
1/22	#11 Georgia	9.900	9.850	9.875	9.850	39.475
2/5	at #22 Auburn	9.900	9.825	9.900*	9.925	39.550
2/12	#1 Florida	9.950	9.875	9.875	9.425	39.125
2/19	at #6 Alabama	9.900	9.875	9.875	9.950	39.600
2/26	at #14 Kentucky	9.925	9.850	--	9.950	--
3/5	#22 Missouri	10.000*	9.825	9.850	9.950	39.625*
3/21	SEC Championships	9.950	9.800	9.775	9.925	39.450
4/3	NCAA Regional Second Round	--	--	--	--	--
4/4	NCAA Regional Final	--	--	--	--	--
4/17	NCAA Semifinal	--	--	--	--	--
4/18	NCAA Championship Final	--	--	--	--	--
Season Average		9.919	9.850	9.879	9.878	39.489
Season High		10.000	9.900	9.900	9.975	39.625
Career High		10.000	9.900	9.900	9.975	39.625

Reagan Campbell

		Vault	Bars	Beam	Floor	A-A
1/8	#15 Arkansas	--	--	9.775	--	--
1/15	at #6 Arkansas	--	--	9.900	9.850	--
1/22	#11 Georgia	--	--	9.950	9.875	--
2/5	at #22 Auburn	--	--	9.875	9.900*	--
2/12	#1 Florida	--	--	9.825	--	--
2/19	at #6 Alabama	--	--	--	--	--
2/26	at #14 Kentucky	--	--	9.350	--	--
3/5	#22 Missouri	--	--	9.850	--	--
3/21	SEC Championships	--	--	--	--	--
4/3	NCAA Regional Second Round	--	--	--	--	--
4/4	NCAA Regional Final	--	--	--	--	--
4/17	NCAA Semifinal	--	--	--	--	--
4/18	NCAA Championship Final	--	--	--	--	--
Season Average		--	--	9.789	9.875	--
Season High		--	--	9.950	9.900	--
Career High		--	--	9.975	9.925	--

Rebecca D'Antonio

		Vault	Bars	Beam	Floor	A-A
1/8	#15 Arkansas	--	--	--	--	--
1/15	at #6 Arkansas	--	--	--	--	--
1/22	#11 Georgia	--	--	--	--	--
2/5	at #22 Auburn	--	--	--	--	--
2/12	#1 Florida	--	--	--	--	--
2/19	at #6 Alabama	--	--	--	--	--
2/26	at #14 Kentucky	--	--	--	--	--
3/5	#22 Missouri	--	--	--	--	--
3/21	SEC Championships	--	--	--	--	--
4/3	NCAA Regional Second Round	--	--	--	--	--
4/4	NCAA Regional Final	--	--	--	--	--
4/17	NCAA Semifinal	--	--	--	--	--
4/18	NCAA Championship Final	--	--	--	--	--
Season Average		--	--	--	--	--
Season High		--	--	--	--	--
Career High		--	--	--	--	--

BRIDGET DEAN

		Vault	Bars	Beam	Floor	A-A
1/8	#15 Arkansas	--	--	9.900	9.625	--
1/15	at #6 Arkansas	--	9.825	9.900	9.750	--
1/22	#11 Georgia	--	9.150	9.875	9.900*	--
2/5	at #22 Auburn	--	--	9.875	9.800	--
2/12	#1 Florida	--	--	9.925*	9.875	--
2/19	at #6 Alabama	--	9.800	9.875	9.825	--
2/26	at #14 Kentucky	--	9.725	9.800	9.700	--
3/5	#22 Missouri	--	--	9.925*	--	--
3/21	SEC Championships	--	--	9.875	--	--
4/3	NCAA Regional Second Round	--	--	9.875	--	--
4/4	NCAA Regional Final	--	--	--	--	--
4/17	NCAA Semifinal	--	--	--	--	--
4/18	NCAA Championship Final	--	--	--	--	--
Season Average		--	9.625	9.883	9.782	--
Season High		--	9.825	9.925	9.900	--
Career High		--	9.900	9.925	9.900	--

CHRISTINA DESIDERIO

		Vault	Bars	Beam	Floor	A-A
1/8	#15 Arkansas	--	--	9.875	9.850	--
1/15	at #6 Arkansas	--	--	--	9.400	--
1/22	#11 Georgia	--	--	9.800	9.200	--
2/5	at #22 Auburn	--	--	9.900	--	--
2/12	#1 Florida	--	--	9.900	9.750	--
2/19	at #6 Alabama	--	--	9.875	--	--
2/26	at #14 Kentucky	--	--	9.875	9.900*	--
3/5	#22 Missouri	--	--	9.950*	9.850	--
3/21	SEC Championships	--	--	9.800	9.850	--
4/3	NCAA Regional Second Round	--	--	--	--	--
4/4	NCAA Regional Final	--	--	--	--	--
4/17	NCAA Semifinal	--	--	--	--	--
4/18	NCAA Championship Final	--	--	--	--	--
Season Average		--	--	9.872	9.686	--
Season High		--	--	9.950	9.900	--
Career High		--	--	9.950	9.900	--

2021 LSU GYMNASTICS INDIVIDUAL RESULTS AND STATISTICS

Olivia Dunne

		Vault	Bars	Beam	Floor	A-A
1/8	#15 Arkansas	--	9.875	--	--	--
1/15	at #6 Arkansas	--	9.900	--	--	--
1/22	#11 Georgia	--	9.700	--	--	--
2/5	at #22 Auburn	--	9.925*	--	--	--
2/12	#1 Florida	--	9.850	--	--	--
2/19	at #6 Alabama	--	9.850	--	--	--
2/26	at #14 Kentucky	--	9.775	--	--	--
3/5	#22 Missouri	--	9.775	--	--	--
3/21	SEC Championships	--	9.900	--	--	--
4/3	NCAA Regional Second Round	--	--	--	--	--
4/4	NCAA Regional Final	--	--	--	--	--
4/17	NCAA Semifinal	--	--	--	--	--
4/18	NCAA Championship Final	--	--	--	--	--
Season Average		--	9.839	--	--	--
Season High		--	9.925	--	--	--
Career High		--	9.925	--	--	--

SAMI DURANTE

		Vault	Bars	Beam	Floor	A-A
1/8	#15 Arkansas	--	9.900	9.700	--	--
1/15	at #6 Arkansas	--	9.875	9.850	--	--
1/22	#11 Georgia	9.850*	9.900	9.850	--	--
2/5	at #22 Auburn	--	9.950*	9.850	--	--
2/12	#1 Florida	--	9.950*	9.925*	--	--
2/19	at #6 Alabama	9.850*	9.875	9.625	--	--
2/26	at #14 Kentucky	9.175	9.800	9.300	--	--
3/5	#22 Missouri	9.825	9.900	9.875	--	--
3/21	SEC Championships	9.900	9.900	9.875	--	--
4/3	NCAA Regional Second Round	--	--	--	--	--
4/4	NCAA Regional Final	--	--	--	--	--
4/17	NCAA Semifinal	--	--	--	--	--
4/18	NCAA Championship Final	--	--	--	--	--
Season Average		9.720	9.894	9.761	--	--
Season High		9.850	9.950	9.925	--	--
Career High		9.850	9.950	9.925	--	--

SARAH EDWARDS

		Vault	Bars	Beam	Floor	A-A
1/8	#15 Arkansas	9.875	--	--	9.875	--
1/15	at #6 Arkansas	9.800	--	--	9.875	--
1/22	#11 Georgia	9.825	--	--	9.925*	--
2/5	at #22 Auburn	--	--	--	--	--
2/12	#1 Florida	9.925	--	--	9.875	--
2/19	at #6 Alabama	9.900	--	--	9.900	--
2/26	at #14 Kentucky	9.875	--	--	9.900	--
3/5	#22 Missouri	9.900	--	--	9.900	--
3/21	SEC Championships	9.900	--	--	9.700	--
4/3	NCAA Regional Second Round	--	--	--	--	--
4/4	NCAA Regional Final	--	--	--	--	--
4/17	NCAA Semifinal	--	--	--	--	--
4/18	NCAA Championship Final	--	--	--	--	--
Season Average		9.875	--	--	9.869	--
Season High		9.925	--	--	9.925	--
Career High		9.950	--	--	9.925	--

OLIVIA GUNTER

		Vault	Bars	Beam	Floor	A-A
11/8	#15 Arkansas	--	--	--	--	--
1/15	at #6 Arkansas	--	--	--	--	--
1/22	#11 Georgia	--	--	--	--	--
2/5	at #22 Auburn	--	--	--	--	--
2/12	#1 Florida	--	--	--	--	--
2/19	at #6 Alabama	--	--	--	--	--
2/26	at #14 Kentucky	--	--	--	--	--
3/5	#22 Missouri	--	--	--	--	--
3/21	SEC Championships	--	--	--	--	--
4/3	NCAA Regional Second Round	--	--	--	--	--
4/4	NCAA Regional Final	--	--	--	--	--
4/17	NCAA Semifinal	--	--	--	--	--
4/18	NCAA Championship Final	--	--	--	--	--
Season Average		--	--	--	--	--
Season High		--	--	--	--	--
Career High		--	--	--	9.850	--

Kiya Johnson

		Vault	Bars	Beam	Floor	A-A
1/8	#15 Arkansas	9.850	9.825	9.275	10.000*	38.950
1/15	at #6 Arkansas	9.775	9.825	9.050	9.950	38.600
1/22	#11 Georgia	--	9.875	--	--	--
2/5	at #22 Auburn	9.700	9.900	--	--	--
2/12	#1 Florida	9.950	9.925	9.925	--	--
2/19	at #6 Alabama	9.850	9.875	9.875	--	--
2/26	at #14 Kentucky	9.950	9.800	9.875	--	--
3/5	#22 Missouri	9.950	9.850	9.825	10.000*	39.625
3/21	SEC Championships	9.850	9.875	9.900	10.000*	39.625
4/3	NCAA Regional Second Round	--	--	--	--	--
4/4	NCAA Regional Final	--	--	--	--	--
4/17	NCAA Semifinal	--	--	--	--	--
4/18	NCAA Championship Final	--	--	--	--	--
Season Average		9.859	9.861	9.675	9.988	39.200
Season High		9.950	9.925	9.925	10.000	39.625
Career High		10.000	9.950	10.000	10.000	39.750

Lexi Nibbs

		Vault	Bars	Beam	Floor	A-A
1/8	#15 Arkansas	--	--	--	--	--
1/15	at #6 Arkansas	--	--	--	--	--
1/22	#11 Georgia	--	--	--	--	--
2/5	at #22 Auburn	--	--	--	--	--
2/12	#1 Florida	--	--	--	--	--
2/19	at #6 Alabama	--	--	--	--	--
2/26	at #14 Kentucky	--	--	--	--	--
3/5	#22 Missouri	--	--	--	--	--
3/21	SEC Championships	--	--	--	--	--
4/3	NCAA Regional Second Round	--	--	--	--	--
4/4	NCAA Regional Final	--	--	--	--	--
4/17	NCAA Semifinal	--	--	--	--	--
4/18	NCAA Championship Final	--	--	--	--	--
Season Average		--	--	--	--	--
Season High		--	--	--	--	--
Career High		9.775	--	--	--	--

Maddie Rau

		Vault	Bars	Beam	Floor	A-A
1/8	#15 Arkansas	--	--	--	--	--
1/15	at #6 Arkansas	--	--	--	--	--
1/22	#11 Georgia	--	--	--	--	--
2/5	at #22 Auburn	--	--	--	--	--
2/12	#1 Florida	--	--	--	--	--
2/19	at #6 Alabama	--	--	--	--	--
2/26	at #14 Kentucky	--	--	--	--	--
3/5	#22 Missouri	--	--	--	--	--
3/21	SEC Championships	--	--	--	--	--
4/3	NCAA Regional Second Round	--	--	--	--	--
4/4	NCAA Regional Final	--	--	--	--	--
4/17	NCAA Semifinal	--	--	--	--	--
4/18	NCAA Championship Final	--	--	--	--	--
Season Average		--	--	--	--	--
Season High		--	--	--	--	--
Career High		9.850	--	--	--	--

Kai Rivers

		Vault	Bars	Beam	Floor	A-A
1/8	#15 Arkansas	--	--	--	--	--
1/15	at #6 Arkansas	--	--	--	--	--
1/22	#11 Georgia	--	--	--	--	--
2/5	at #22 Auburn	--	--	--	--	--
2/12	#1 Florida	--	--	--	--	--
2/19	at #6 Alabama	--	--	--	--	--
2/26	at #14 Kentucky	--	--	--	--	--
3/5	#22 Missouri	--	--	--	--	--
3/21	SEC Championships	--	--	--	--	--
4/3	NCAA Regional Second Round	--	--	--	--	--
4/4	NCAA Regional Final	--	--	--	--	--
4/17	NCAA Semifinal	--	--	--	--	--
4/18	NCAA Championship Final	--	--	--	--	--
Season Average		--	--	--	--	--
Season High		--	--	--	--	--
Career High		9.900	9.900	9.950	--	--

2021 LSU Gymnastics - NCAA Regional

2021 LSU GYMNASTICS INDIVIDUAL RESULTS AND STATISTICS

Kamryn Ryan

		Vault	Bars	Beam	Floor	A-A
1/8	#15 Arkansas	--	--	--	--	--
1/15	at #6 Arkansas	--	--	--	--	--
1/22	#11 Georgia	--	--	--	--	--
2/5	at #22 Auburn	9.325*	--	--	--	--
2/12	#1 Florida	--	--	--	--	--
2/19	at #6 Alabama	--	--	--	--	--
2/26	at #14 Kentucky	--	--	--	--	--
3/5	#22 Missouri	--	--	--	--	--
3/21	SEC Championships	--	--	--	--	--
4/3	NCAA Regional Second Round	--	--	--	--	--
4/4	NCAA Regional Final	--	--	--	--	--
4/17	NCAA Semifinal	--	--	--	--	--
4/18	NCAA Championship Final	--	--	--	--	--
Season Average		9.325	--	--	--	--
Season High		9.325	--	--	--	--
Career High		9.325	--	--	--	--

Alyona Shchennikova

		Vault	Bars	Beam	Floor	A-A
1/8	#15 Arkansas	9.300	9.725	--	9.650	--
1/15	at #6 Arkansas	9.825	9.925	--	--	--
1/22	#11 Georgia	9.875	9.800	--	9.900	--
2/5	at #22 Auburn	9.900	9.825	9.875	9.925*	39.525*
2/12	#1 Florida	9.925	9.950*	--	9.925*	--
2/19	at #6 Alabama	9.775	9.900	9.875	9.750	39.300
2/26	at #14 Kentucky	9.950*	9.800	9.925*	--	--
3/5	#22 Missouri	9.750	9.900	9.825	9.875	39.350
3/21	SEC Championships	9.925	9.850	--	9.925*	--
4/3	NCAA Regional Second Round	--	--	--	--	--
4/4	NCAA Regional Final	--	--	--	--	--
4/17	NCAA Semifinal	--	--	--	--	--
4/18	NCAA Championship Final	--	--	--	--	--
Season Average		9.803	9.853	9.875	9.850	39.392
Season High		9.950	9.950	9.925	9.925	39.525
Career High		9.950	9.950	9.925	9.925	39.525