



**2014 HOUSTON
BASEBALL**


MEDIA ALMANAC

A New Look at

COUGAR FIELD



20th SEASON





2014 HOUSTON BASEBALL

CREDITS

Executive Editor

Allison McClain

Editors

Jeff Conrad, Michael McGrory,
Derrick Fazendin, David Bassity

Editorial Assistance

Jessika Bailey

Layout

Allison McClain



**UNIVERSITY OF HOUSTON
DEPARTMENT OF ATHLETICS**

3100 Cullen Blvd.

Houston, Texas 77204-6002

www.UHCougars.com



HOUSTON BASEBALL

MEDIA INFORMATION

HOUSTON ATHLETICS COMMUNICATIONS



DAVID BASSITY
ASSISTANT AD
Cell: (405) 274-1455
dbassity@central.uh.edu
FOOTBALL CONTACT



JEFF CONRAD
DIRECTOR
Cell: (713) 557-3841
jconrad@central.uh.edu
MEN'S BASKETBALL, M&W GOLF



DERRICK FAZENDIN
ASSISTANT DIRECTOR
Cell: (949) 981-3695
dfazendi@central.uh.edu
WOMEN'S BASKETBALL, TENNIS



ALLISON MCCLAIN
ASSISTANT DIRECTOR
Cell: (936) 635-1129
ammclai@central.uh.edu
BASEBALL, SOCCER



MIKE MCGRORY
ASSISTANT DIRECTOR
Cell: (713) 504-1748
jmcmgror@central.uh.edu
SOFTBALL, SWIMMING AND DIVING



JESSIKA BAILEY
COMMUNICATIONS ASSISTANT
Office: (713) 743-9404
jmcckema@central.uh.edu
VOLLEYBALL,
CROSS COUNTRY, TRACK AND FIELD

The University of Houston is an equal opportunity institution whose programs, services, activities and operations are without discrimination as to sex, color, or national origin and are not opposed to qualified handicapped persons.

The 2014 edition of the University of Houston Baseball media guide has been prepared by the UH athletics communications office to assist members of the media in their coverage of the Cougars. For more information on the Houston baseball program, contact UH assistant **SID Allison McClain** at (713) 743-9406 or at ammclai@central.uh.edu.

ATHLETICS COMMUNICATIONS OFFICE

The University of Houston Athletics Communications Office is located in the Ted Nance Suite (Rm. 2008) on the second floor of the Athletics/Alumni Center. The Athletics/Alumni Center is located on Cullen Boulevard between Cougar Field and Hofheinz Pavilion. If available, parking will be provided in the facility's front lot.

ON THE INTERNET

Houston's athletics home page with information on all 16 varsity sports can be found at: www.UHCougars.com.

OVER THE AIRWAVES

For the ninth consecutive season, Houston Baseball games can be heard throughout the Houston market and via the Internet. Fans will be able to catch all the action from the 2014 season through www.UHCougars.com. Each broadcast begins with the pregame show about 15 minutes before first pitch. For game listings, check www.UHCougars.com.

STADIUM DIRECTIONS

Cougar Field is located at the intersection of Cullen Boulevard and Elgin Street.

From Bush Intercontinental Airport: take Highway 59 South through downtown until the Interstate 45 exchange. Take I-45 South (Galveston) and proceed for about one mile. Take the Cullen Exit, and stay on the feeder road to the light. Take a right on Cullen and proceed into the University. The stadium is about half of a mile on your right.

From Hobby Airport: take Airport Drive to Interstate 45. Take I-45 North (towards downtown). Exit Cullen Blvd/Elgin St. and go through the first light until you reach Cullen Boulevard. Take a left and follow the directions above.

CREDENTIALS

Press admission to Cougar Field is by official credential only, and is limited to working members of the media. Credentials may be picked up at the athletics communications office or the stadium Will Call window on game day. To obtain a season or game credential, requests must be emailed, mailed or faxed on company letterhead to **Allison McClain** in the athletics communications office. The athletics communications fax number is (713) 743-9411. Requests are honored from sports editors of daily and weekly newspapers, editors of sports periodicals, and sports directors for radio and television stations who broadcast regularly scheduled daily sports reports and talk shows. UH reserves the right to refuse any credential request deemed not to be in the best interest of the university. Any requests placed less than 24 hours prior to the game may not be honored.

ACCREDITATION GUIDELINES

- Only full-time, salaried employees intending to provide actual game coverage may receive credentials.
- A requesting media agency must represent a collective, organizational editorial voice, not simply the offerings of a single individual.
- Membership in a writer's association does not automatically qualify as an agency for credentials.
- A media agency may assign one of its credentials to its online entity.
- An on-line entity, not associated with a traditional media agency, may qualify for one credential, subject to the following conditions:

1. An on-line entity may receive a credential only if its own full-time staff writes a majority of that site's material.
2. Online entities that focus primarily on University of Houston Athletics and sponsor message boards or chat rooms, may receive credentials provided they adhere to a policy that requires that a

posted message or opinion is identified with the actual name and city of the individual posting the message.

3. Any online service that is recognized as an outlet intended primarily for the purpose of delivering news related to the recruitment of student-athletes will not qualify for credentials.
4. Online entities will not receive photography credentials.
5. Online entities (other than those identified above) registering 20,000 legitimate unique users per month in each of the past 12 months will be given first consideration.

"Real-time" transmission of digital images, audio and data, including live game play-by-play and statistics, of any home game is the exclusive property of the University of Houston and/or its rights holder(s). "Real time" is defined as "live continual coverage or description of an event."

PHOTOGRAPHERS

Requests for photographers' passes must be made in advance by mail or fax on company letterhead to the athletics communications office. Photographers must observe the areas marked for photo use in Cougar Field (located at the end of each dugout - opposite home plate) and remain within them until the end of each half inning. Failure to abide by these regulations is grounds for removal from the stadium.

GAME-DAY PRESS PARKING

Media may park in either the front of the Athletics/Alumni Center or in the back lot, adjacent to the tennis courts and the Carl Lewis International Track & Field Complex. If parking in the back, the shortest way to get to Cougar Field is to walk east between the tennis courts and the Athletics/Alumni Center. All gated lots on campus are available for parking after 5 p.m. and on weekends. University parking rules regarding fire zones, handicapped and reserved spaces, apply to visiting media.

GAME SERVICES

Season statistics and information packets will be available before the game and full box scores will be available shortly after each game.

VISITING RADIO

UH provides two courtesy phone lines for visiting radio. The visiting radio location is generally in the suite closest to the third-base dugout. Plenty of room is available for three radio broadcasters. The visiting radio lines are (713) 743-0845 and (713) 743-0846. Only local or credit card calls can be made from these lines. These lines can receive outside calls to reverse toll charges. The press box phone line is (713) 743-0840 should you need an emergency number to give to your station.

TELEPHONES, FAX AND E-MAIL

A member of the athletics communications staff will prepare a brief, AP-style, game story and line score for all games and distribute this information via e-mail to a state-wide list of media outlets. To add additional media outlets to this list, provide the athletic communications staff a copy of the necessary e-mail addresses.

INTERVIEWS

All requests for interviews with coaches or players should be made through the athletic communications office. No UH student-athlete will miss a class or practice to participate in an interview. The best time to interview Houston coaches and student-athletes is BEFORE practice.

Postgame interviews are conducted on the field after the coaches address the team. All interview requests should be provided to a Houston Athletics Communications representative before the end of the game. The UH clubhouse is closed to the media.

PRACTICE INFORMATION

Baseball practices will be open to both the public and members of the media unless otherwise noted. Practice is generally held from 2:30-6 p.m. at Cougar Field. To confirm practice dates and times, call **Assistant Director Allison McClain** at (713) 743-9406.

Now in its 10th year as the exclusive multimedia rightsholder for UH Athletics, IMG College is regarded as America's foremost collegiate sports marketing company and brings a national presence to the overall marketing of Cougar athletics.

Headquartered in Winston-Salem, N.C., IMG College is also the rightsholder for more than 35 other major college athletic programs. IMG College produces and markets a variety of sponsorship opportunities surrounding Cougar Athletics, including radio play-by-play, advertising in various athletics department publications and on the official athletics department Web site (www.UHCougars.com), signage in university athletic facilities and at-event promotions.

To contact the IMG College office in Houston, call (713) 743-1446.

All Houston Baseball games, including postseason contests, can be heard by logging onto UHCougars.com and following the appropriate links.

IMG STAFF

PATRICK STREKO
Assistant VP / General Manager

CAITLIN FIANDT
Associate General Manager

EVAN HAWKINS
Senior Account Executive



JEREMY BRANHAM
PLAY-BY-PLAY



PAT CAULEY
COLOR ANALYST

Jeremy Branham and **Pat Cauley** will team up to bring all the action of Houston Baseball throughout the 2014 season.

Branham begins his seventh season with the Cougars, handling the play-by-play duties.

However, he is no stranger to the UH Athletics Department, calling the play-by-play action of UH women's basketball for the last eight seasons.

Branham has extensive broadcast experience, first working for the Houston ISP Sports Network during the 2005-06 women's basketball season.

Cauley is in his 11th season of providing color analysis with the Cougars. A 1995 Houston graduate, Cauley also was a former letterwinner in 1993-94 and served as a student assistant coach for the 1995 season.

He is married to **Traci Cauley**, Houston's Director of Baseball Operations.

HOUSTON BASEBALL



NUMERICAL ROSTER

NO.	NAME	POS.	B-T	HT	WT	CL-EXP.	HOMETOWN-HIGH SCHOOL (LAST SCHOOL)
1	Landon Appling	OF	R-R	5-10	185	Sr.-3L	El Campo, Texas-El Campo
2	Michael Pyeatt	OF	L-R	5-9	190	Jr.-2L	Lake Jackson, Texas-Brazoswood
4	Cole Coakley	INF	R-R	5-9	170	Jr.-TR	Houston, Texas- Lamar Consolidated (Alvin CC)
5	Garrett Domingue	INF	L-R	5-11	170	Fr.-HS	Spring, Texas- Klein
7	Frankie Ratcliff	INF	S-R	5-9	185	Sr.-1L	Key West, Fla.-Key West (Pensacola JC)
8	Josh Vidales	INF	S-R	5-8	160	So.-1L	La Porte, Texas-La Porte
12	Jared Robinson	RHP	R-R	6-0	175	Jr.-TR	Lubbock, Texas- Monterey
13	Andrew Lantrip	RHP	R-R	6-1	170	Fr.-HS	Livingston, Texas-Livingston
14	Matt Locus	LHP	L-L	5-11	180	Jr.-TR	Katy, Texas-Katy (San Jacinto JC)
15	Chase Wellbrock	RHP	L-R	5-10	200	Sr.-3L	Brenham, Texas-Brenham
17	Daniel Smith	RHP	R-R	5-10	190	Sr.-1L	Cypress, Texas-Cy-Woods (Santa Rosa JC)
18	Casey Grayson	INF	L-L	6-1	220	Sr.-RS	Cypress, Texas-Cy-Woods (Navarro JC)
19	Ryan Vruggink	RHP	R-R	6-2	205	Jr.-2L	Houston, Texas-Clear Brook
20	Justin Montemayor	INF	L-R	6-3	225	So.-1L	Austin, Texas-Anderson
21	Aaron Garza	RHP	R-R	6-4	200	Jr.-2L	Galveston, Texas-Ball
23	Ashford Fulmer	OF	R-R	6-1	190	So.-1L	Cypress, Texas-Cy-Ranch
25	Kirby Peek	RHP	R-R	6-0	220	Fr.-HS	Jersey Village, Texas-Jersey Village
26	Jake Lemoine	RHP	R-R	6-5	220	So.-1L	Bridge City, Texas-Bridge City
27	Caleb Barker	C	R-R	6-3	210	Sr.-1L	Keller, Texas-Keller (Grayson County College)
28	Bubba Maxwell	RHP	R-R	5-11	185	So.-RS	Vidor, Texas-Vidor (Panola College)
29	Tyler Ford	LHP	R-L	5-8	185	Sr.-1L	Richmond, Texas-Travis (Alvin CC)
30	Aaron Stewart	LHP	L-L	5-11	190	Sr.-RS	Alvin, Texas-Alvin (Blinn JC)
31	Jacob Campbell	C	R-R	5-10	200	So.-1L	Alvin, Texas-Alvin
32	Jared West	LHP	R-L	6-6	215	So.-1L	Frierson, La.-North DeSoto
33	Kyle Dowdy	RHP	R-R	6-2	205	Jr.-TR	San Diego, Calif.-Francis Parker (Orange Coast College)
34	Kyle Survance	OF	L-R	6-1	190	So.-1L	Jersey Village, Texas-Jersey Village
35	Jordan Stading	INF	R-R	6-3	205	Fr.-HS	Katy, Texas-Second Baptist
36	Cade Killingsworth	RHP	R-R	6-4	195	Fr.-HS	Missouri City, Texas- Ridge Point
38	David Longville	RHP	R-R	6-3	210	Jr.-TR	Mission Viejo, Calif.-Capstrano Valley (Orange Coast College)
40	Gino Marucci	OF	R-R	5-11	175	Fr.-HS	Baton Rouge, La.-University
41	Nathan Jackson	LHP/OF	L-R	6-1	175	Fr.-HS	Bellaire, Texas- Bellaire
42	Jacob Lueneburg	INF/OF	L-L	6-0	210	Sr.-RS	Caledonia, Wisc.-Shoreland Lutheran (Kishwaukee Coll.)
43	Taylor Cobb	RHP	R-R	6-3	220	Jr.-TR	Houston, Texas-FB Austin (Blinn JC)
44	Connor Hollis	INF	R-R	5-10	175	Fr.-HS	Arlington, Texas-Lamar

COACHING STAFF

9	Todd Whitting	Head Coach (4th season - Houston, '95)
11	Trip Couch	Assistant Coach/Recruiting Coordinator
3	Frank Anderson	Assistant Coach/Pitching
10	Ryan Shotzberger	Assistant Coach

SUPPORT STAFF

39	Mason Lucas	Student Manager
	Adam Zysk	Student Manager
	Lee Fiocci	Strength & Conditioning Coach
	Hajime Takashima	Sports Medicine
	Traci Cauley	Director of Operations

ALPHABETICAL ROSTER

1	Landon Appling	42	Jacob Lueneburg
27	Caleb Barker	40	Gino Marucci
31	Jacob Campbell	28	Bubba Maxwell
4	Cole Coakley	20	Justin Montemayor
43	Taylor Cobb	25	Kirby Peek
5	Garrett Domingue	2	Michael Pyeatt
33	Kyle Dowdy	7	Frankie Ratcliff
29	Tyler Ford	12	Jared Robinson
23	Ashford Fulmer	17	Daniel Smith
21	Aaron Garza	35	Jordan Stading
18	Casey Grayson	30	Aaron Stewart
44	Connor Hollis	34	Kyle Survance
41	Nathan Jackson	8	Josh Vidales
36	Cade Killingsworth	19	Ryan Vruggink
13	Andrew Lantrip	15	Chase Wellbrock
26	Jake Lemoine	32	Jared West
14	Matt Locus		
38	David Longville		



HOUSTON BASEBALL

2014 SCHEDULE

DATE (DAY)	OPPONENT/TOURNAMENT	SITE	TIME (CT)
Feb. 14 (Fri.)	NICHOLLS STATE	COUGAR FIELD	6:30 p.m.
Feb. 15 (Sat.)	NICHOLLS STATE	COUGAR FIELD	6:30 p.m.
Feb. 16 (Sun.)	NICHOLLS STATE	COUGAR FIELD	1:00 p.m.
Feb. 19 (Wed.)	at Rice	Houston, Texas (Reckling Park)	4:30 p.m.
Feb. 21 (Fri.)	MICHIGAN	COUGAR FIELD	6:30 p.m.
Feb. 22 (Sat.)	MICHIGAN	COUGAR FIELD	6:30 p.m.
Feb. 23 (Sun.)	MICHIGAN	COUGAR FIELD	11:30 a.m.
Feb. 25 (Tue.)	MCNEESE STATE	COUGAR FIELD	6:30 p.m.
February 28-March 2 (Fri.-Sun.) HOUSTON COLLEGE CLASSIC			
Feb. 28 (Fri.)	vs. Texas Tech	Minute Maid Park	12:05 p.m.
March 1 (Sat.)	vs. Texas	Minute Maid Park	3:35 p.m.
March 2 (Sun.)	vs. TCU	Minute Maid Park	5:05 p.m.
March 4 (Tue.)	TEXAS A&M-CORPUS CHRISTI	COUGAR FIELD	6:00 p.m.
March 7-9 (Fri.-Sun.) DODGERTOWN CLASSIC			
March 7 (Fri.)	at USC	Los Angeles, Calif.	8:00 p.m.
March 8 (Sat.)	at UCLA	Los Angeles, Calif.	4:00 p.m.
March 9 (Sun.)	vs. Pepperdine	Malibu, Calif.	12:00 p.m.
March 11 (Tue.)	BAYLOR	COUGAR FIELD	6:30 p.m.
March 14 (Fri.)	TOWSON	COUGAR FIELD	6:30 p.m.
March 15 (Sat.)	TOWSON	COUGAR FIELD	6:30 p.m.
March 16 (Sun.)	TOWSON	COUGAR FIELD	1:00 p.m.
March 18 (Tue.)	LAMAR	COUGAR FIELD	6:30 p.m.
March 19 (Wed.)	TEXAS SOUTHERN	COUGAR FIELD	6:30 p.m.
March 21 (Fri.)	COLLEGE OF CHARLESTON	COUGAR FIELD	6:30 p.m.
March 22 (Sat.)	COLLEGE OF CHARLESTON	COUGAR FIELD	6:30 p.m.
March 23 (Sun.)	COLLEGE OF CHARLESTON	COUGAR FIELD	11:30 a.m.
March 25 (Tue.)	RICE	COUGAR FIELD	6:30 p.m.
March 28 (Fri.)	MEMPHIS*	COUGAR FIELD	6:30 p.m.
March 29 (Sat.)	MEMPHIS*	COUGAR FIELD	6:30 p.m.
March 30 (Sun.)	MEMPHIS*	COUGAR FIELD	1:00 p.m.
April 1 (Tue.)	at Texas A&M	College Station, Texas	6:35 p.m.
April 4 (Fri.)	at Rutgers*	Piscataway, N.J.	2:00 p.m.
April 5 (Sat.)	at Rutgers*	Piscataway, N.J.	12:00 p.m.
April 6 (Sun.)	at Rutgers*	Piscataway, N.J.	12:00 p.m.
April 8 (Tue.)	TEXAS STATE	COUGAR FIELD	6:30 p.m.
April 11 (Fri.)	LOUISVILLE*	COUGAR FIELD	6:30 p.m.
April 12 (Sat.)	LOUISVILLE*	COUGAR FIELD	7:00 p.m.
April 13 (Sun.)	LOUISVILLE*	COUGAR FIELD	1:00 p.m.
April 15 (Tue.)	at Sam Houston State	Huntsville, Texas	6:30 p.m.
April 17 (Thu.)	USF*	COUGAR FIELD	6:30 p.m.
April 18 (Fri.)	USF*	COUGAR FIELD	6:30 p.m.
April 19 (Sat.)	USF*	COUGAR FIELD	1:00 p.m.
April 22 (Tue.)	SAM HOUSTON STATE	COUGAR FIELD	6:30 p.m.
April 25 (Fri.)	at Cincinnati*	Cincinnati, Ohio	5:30 p.m.
April 26 (Sat.)	at Cincinnati*	Cincinnati, Ohio	3:00 p.m.
April 27 (Sun.)	at Cincinnati*	Cincinnati, Ohio	11:00 a.m.
April 29 (Tue.)	at McNeese State	Lake Charles, La.	6:00 p.m.
May 2 (Fri.)	UCF*	COUGAR FIELD	6:30 p.m.
May 3 (Sat.)	UCF*	COUGAR FIELD	6:30 p.m.
May 4 (Sun.)	UCF*	COUGAR FIELD	1:00 p.m.
May 6 (Tue.)	PRAIRIE VIEW A&M	COUGAR FIELD	6:30 p.m.
May 10 (Sat.)	at UConn* (DH)	Storrs, Conn.	10:00 a.m.
May 11 (Sun.)	at UConn*	Storrs, Conn.	10:00 a.m.
May 13 (Tue.)	vs. Rice	Sugar Land, Texas (Constellation Field)	6:30 p.m.
May 15 (Thur.)	at Temple*	Camden, N.J.	2:00 p.m.
May 16 (Fri.)	at Temple*	Camden, N.J.	2:00 p.m.
May 17 (Sat.)	at Temple*	Camden, N.J.	10:00 a.m.
May 21-25 (Wed. Sun.)	American Athletic Conference Championship	Clearwater, Fla.	TBA

* – American Athletic Conference Game | HOME GAMES in BOLD | All times are CT



2014 HOUSTON BASEBALL

COACHES / SUPPORT STAFF

Todd Whitting - Head Coach..... 6-7

Trip Couch / Frank Anderson /
Ryan Shotzberger
.....8

Traci Cauley / Lee Fiocci / Hajime Takashima
.....9



THE WHITTING FILE

PERSONAL

Born June 13, 1972
Hometown Dalhart, Texas
College University of Houston, 1995
 Bachelor's in Kinesiology

EDUCATION

- Houston - 1991-92, 1994-95
- Navarro JC - 1993

FAMILY

Wife: Tara
Children: Sons - Matthew, JR, Tallon;
 Daughters - Mackenzie, Madelyn

COACHING CAREER

2010 –	Houston	Head Coach
2005-10	TCU	Associate Head Coach
2004-05	TCU	Assistant Coach
1996-03	Houston	Assistant Coach

CHAMPIONSHIPS WON

- 2010 Mountain West Champions
- 2010 Mountain West Tournament Champions
- 2009 Mountain West Champions
- 2008 Mountain West Champions
- 2008 Mountain West Tournament Champions
- 2007 Mountain West Champions
- 2007 Mountain West Tournament Champions
- 2006 Mountain West Champions
- 2006 Mountain West Tournament Champions
- 2005 Conference USA Tournament Champions
- 2004 Conference USA Tournament Champions
- 2002 Conference USA Champions
- 2000 Conference USA Champions
- 2000 Conference USA Tournament Champions
- 1999 Conference USA Champions
- 1997 Conference USA Tournament Champions

NCAA POSTSEASON EXPERIENCE

- 2010 NCAA College World Series
- 2010 NCAA Austin Super Regional Champions
- 2010 Fort Worth Regional Champions
- 2009 NCAA Austin Super Regional
- 2009 NCAA Fort Worth Regional Champions
- 2008 NCAA Stillwater Regional
- 2007 NCAA Houston Regional
- 2006 NCAA Norman Regional
- 2005 NCAA Waco Regional
- 2004 NCAA Austin Regional
- 2003 NCAA Houston Super Regional
- 2003 NCAA College Station Regional Champions
- 2002 NCAA Austin Super Regional
- 2002 NCAA Mesa Regional Champions
- 2001 NCAA Houston Regional
- 2000 NCAA Houston Super Regional
- 2000 NCAA Houston Regional Champions
- 1999 NCAA Houston Regional
- 1997 NCAA South I Regional

HEAD COACHING RECORD

Year	School	Record	Conf. Record
2013	Houston	36-22	13-11 (C-USA)
2012	Houston	18-35-1	5-18-1 (C-USA)
2011	Houston	27-32	12-12 (C-USA)
Career	3 years	81-89-1 (.477)	30-41-1 (.424)

TODD WHITTING

9 HEAD COACH

FOURTH YEAR | HOUSTON '95



Returning to his alma mater, Todd Whitting rejoined the University of Houston baseball program as its head coach on July 1, 2010.

Whitting became the eighth head coach in program history, bringing a solid resume as a coach and as a recruiter, roles he held for seven seasons at TCU and as an assistant at Houston from 1996 to 2003.

During his career, he has been a part of programs that won 16 conference regular-season and tournament championships, competed in 13 NCAA Regionals, five NCAA Super Regionals and one NCAA College World Series.

He also worked closely with over 65 players that were drafted by major league organizations. During his coaching career, Whitting has coached or signed five First Round draft picks and 15 Major Leaguers including seven at Houston. Active this season are Michael Bourn, Brad Lincoln, Jesse Crain, Chris Snyder, Matt Carpenter, and Bryan Holaday.

2013 - HOUSTON HEAD COACH

Whitting fielded one of the nation's youngest teams in 2013 and lifted the Cougars to its first 30-win season since 2008, finishing with a 36-22 mark and a 13-11 C-USA record - notching the nation's third-best turnaround in college baseball. He coached two Freshman All-Americans in Justin Montemayor (1B) and Kyle Survance (OF). H led junior shortstop Frankie Ratcliff to C-USA Newcomer of the Year and first baseman Montemayor to C-USA Freshman of the Year honors, respectively.

Houston notched a 21-4 record to open 2013 for the best 25-game start since 1989, which allowed the Cougars to jump into the Top 25 national rankings for the first time since 2006 and lasted six weeks among the nation's best. The Cougars earned series wins over Northeastern, Texas State, Texas A&M-CC, Baylor, East Carolina, Memphis, UAB, Tulane, Southern Miss and took two of three at the College Classic with wins over then-No. 30 Texas A&M and Baylor, while earning home wins over Texas and Louisiana-Lafayette and a road win over Sam Houston State.

The Cougars won 22 non-conference games, the most since 26 in 1994 and posted a 23-9 mark at Cougar Field - winning the most home games since 24 in 2008. Along with coaching C-USA Newcomer and Freshman of the Year student-athletes, Whitting coached senior Austin Pruitt, freshman Kyle Survance, Ratcliff and Montemayor to Second Team All-Conference honors, while Survance, Montemayor, Josh Vidales and Jake Lemoine were all named to the C-USA All-Freshman Team. Other yearly accolades included four Cougars (Josh Vidales, Justin Montemayor, Austin Pruitt, Daniel Poncedeleon) being honored as a C-USA Hitter and Pitcher of the Week.

Aside from the on-field accolades, the Cougars once again showed well in the classroom, posting a program-high 3.17 Fall 2012 GPA - which allowed 25 student-athletes to garner C-USA Commissioner's Honor Roll honors. Juniors Daniel Poncedeleon and Caleb Barker were named to the C-USA Baseball All-Academic Team, while Barker and Montemayor received Academic Medals.

Following the conclusion of 2013, four Cougars were selected in the MLB First-Year Player Draft, led by ninth-round selection senior Austin Pruitt (Rd. 9/Tampa Bay Rays). Joining him was junior Daniel Poncedeleon (Rd. 14/Chicago Cubs), senior Matt Hernandez (Rd. 23/Los Angeles Angels), and junior Frankie Ratcliff (Rd. 40/Arizona Diamondbacks).

2012 - HOUSTON HEAD COACH

In 2012, Whitting coached the Cougars to a spot at the C-USA Championship, winning their final game of the season. The team opened the year with a sweep over Delaware and went on to post wins over then-No. 4 Arkansas, who went on to play in the College World Series. The Cougars also tallied wins over Tennessee, then-No. 6 Rice, Sam Houston State, and took two from Oklahoma State on the road. Freshman Michael Pyeatt earned All-Freshman Team honors, while sophomore Landon Appling was named to the C-USA Championship All-Tournament Team. Senior Jared Ray was recognized for his academic excellence, being named to the C-USA All-Academic Team.

Houston and Whitting saw seniors Mo Wiley (28th/862/Reds), John Cannon (29th/896/Dodgers), and Jared Ray (34th/1,053/D-Backs) drafted in the Major League First-Year Player Draft in June.

For the second straight year, Whitting's club proved successful in the classroom, posting a team GPA of 3.15, a spring semester record for Houston Baseball. 27 Cougars earned at least a 3.0 GPA. The 3.15 was the highest GPA by any UH men's athletic program, surpassing the 2011 squad's 3.13 in Whitting's first year. Freshman Ryan Vrugink was one of 15 Houston student-athletes to earn a C-USA Academic Medal for posting a 3.75 GPA or higher, while sophomore Jonathan Davis was recognized as a Capital One Academic All-District First Team honoree. 25 Cougars were named to the C-USA Commissioner's Honor Roll and six received their diplomas during the May 2012 Commencement ceremonies.

2011 - HOUSTON HEAD COACH

In his first season (2011) with the Cougars, Whitting guided the program to an appearance in the Conference USA Tournament Championship. Freshman Landon Appling went on to earn All-Freshman Team honors and senior Caleb Ramsey was named to the All-C-USA Second Team. Ramsey was later drafted in the 11th round of the Major League Baseball draft by the Washington Nationals.

Not only did Whitting's team excel on the field, but they had success in the classroom. During the fall 2010 semester, 17 student-athletes recorded final grades of a 3.0 or better and four were named to the Dean's List. In addition, the team finished with a 3.10 GPA. The team went on to post a 3.05 GPA during the 2011 spring semester and begin the 2011-12 school year with a then-UH men's athletic



program all-time high GPA of 3.13 during the 2011 fall semester.

Whitting has quickly developed a reputation as one of the nation's top recruiters at both TCU and Houston. He was instrumental in bringing three signing classes to TCU that ranked among the nation's top 10 by Baseball America magazine, including the No. 3 class in 2010.

As a Cougar, he assembled Houston's 2000 signing class that was ranked No. 13 by Collegiate Baseball magazine.

"With an award-winning background and strong recruiting ties in Houston, the state and across the country, Whitting was the best choice to lead the Cougars into the future," Director of Athletics Mack Rhoades said.

"When speaking with numerous baseball people across the great state of Texas, everyone spoke very highly about Coach Whitting, the person and baseball coach," Director of Athletics Mack Rhoades said. "He is committed to the development of student-athletes both on and off the field and will work tirelessly to elevate Houston baseball to the next level in all areas."

AT TCU

In seven seasons at TCU, Whitting helped the Horned Frogs compile a 305-134 record, including seven-straight conference championships. The Horned Frogs competed in the NCAA postseason each year during his tenure with an NCAA Super Regional berth in 2009 and the program's first NCAA College World Series appearance in 2010.

Whitting's deep ties to the Houston area played an important part of the Frogs' postseason success. More than 40 percent of TCU's roster (14 of 32 players) came from the Greater Houston area. Whitting also helped lead the program to three straight seasons among the top 11 teams in the final polls. As the recruiting coordinator for the Horned Frogs, he was instrumental in bringing three recruiting classes to TCU that ranked among Baseball America's top 10.

2010 National Freshman of the Year Matt Purke, who was the 14th overall selection in the 2009 MLB Draft and finished the season with a perfect 16-0 mark, was a part of his 2009 signing class. As the hitting and infield coach, Whitting oversaw a potent offense that set school records for team batting average, home runs and runs per game in 2010.

His accomplishments were not just limited to the offense, the Horned Frogs set a school record with a .976 fielding percentage in 2008 and ranked among the nation's top 10 leaders in that category for two straight years.

AT HOUSTON

Prior to his time at TCU, Whitting served as an assistant coach at Houston, helping the Cougars to three NCAA Super Regional appearances during a four-year stretch. He guided the Cougars to four 40-win seasons, including the 2000 and 2002 squads that set school records with 48 victories. In 2000, the Cougars established themselves as one of the nation's elite programs, hosting an NCAA Regional and NCAA Super Regional.

Behind the No. 13 recruiting class in the nation, the Cougars finished first nationally with a .977 fielding percentage, a record that continues to stand today, and earned a No. 11 ranking in the final polls.

Two years later, the Cougars equaled that victory total with a 48-17 record, defeated Arizona State to win the NCAA Mesa Regional and finished ninth in the final polls. In 2003, the Cougars used a strong surge at the end of the season to assemble one of the most memorable campaigns in school history. After losing the first game at the NCAA College Station Regional, UH won its next five games, including a 7-6 thriller in 10 innings against host Texas A&M during the championship game, to advance to the NCAA Super Regionals.

PERSONAL

A three-year letterman with the Cougars, Whitting graduated from UH in 1995 with a bachelor's degree in kinesiology. He married wife Tara in Jan. 2012. Has four children: daughters Mackenzie and Madelyn; sons JR and Matthew.

WHAT THEY ARE SAYING ABOUT TODD WHITTING

"We are thrilled Todd is returning to the Cougar family. He is a program builder who played a key role in all facets of the program at TCU and its run to the College World Series this year and its previous success. Todd likewise was a vital component of our baseball program's success in the early 2000s. "When speaking with numerous baseball people across the great state of Texas, everyone spoke very highly about Coach Whitting the person and baseball coach. He is committed to the development of student-athletes both on and off the field and will work tirelessly to elevate Houston Baseball to the next level in all areas. We welcome home Coach Whitting and his son Matthew."

-University of Houston Vice President for Intercollegiate Athletics Mack Rhoades

"Coach Whitting is a great players' coach who relates well to all his players. He was the main reason that I came to Houston when he recruited me. He is one of the top recruiters in the country and is going to bring outstanding players to UH."

-2006 National Player of the Year and current MLB pitcher Brad Lincoln

"Coach Whitting has an outstanding ability to associate with the players on and off the field. This is a great opportunity for him, and it's a great opportunity for the program to have him back. Coach Whitting will do a great job. He is going back to somewhere he is familiar. He did a great job at Houston when he was there and took that to TCU and helped lead them to postseason play year after year."

-2002 Johnny Bench Catcher of the Year Finalist and current MLB catcher Chris Snyder

"First, I would like to congratulate Todd. He is a wonderful recruiter, terrific baseball person and a guy who knows the ends and outs of the college game as well as anyone. Having a Cougar return to the University with the coaching pedigree that he has is a tremendous opportunity for Houston baseball to return to the top of the college game."

-Reid Ryan, President of the Houston Astros Baseball Club

"I associate Todd with the greatest period in Houston baseball history, so obviously it made sense that UH went after him. He did a great job building TCU to what it is today with the constraints that it had being a private school. "By putting Todd at UH where he doesn't have those constraints, where he is working at a public school in an urban area with a lot of recruiting possibilities, I believe that Houston can succeed like a Texas or a Cal State Fullerton."

"Todd's work in recruiting over the years speaks for itself. It's an excellent hire for Houston, and it's the best hire that they could have made."

-Kendall Rogers, Rivals.com

WHITTING NOTABLES:

COACHED OVER 65 DRAFTED PLAYERS

COACHED FIVE FIRST-ROUND DRAFT PICKS

COACHED IN FIVE SUPER REGIONALS

COACHED IN ONE COLLEGE WORLD SERIES

FOLLOW COACH WHITTING ON TWITTER @TODDWHITTING





HOUSTON BASEBALL

ASSISTANT COACHES



FULL BIO

11

TRIP COUCH | RECRUITING COORDINATOR

FOURTH YEAR AT HOUSTON | LOUISIANA-LAFAYETTE '91

Trip Couch begins his third season at the University of Houston after being named an assistant coach on July 8, 2010.

Couch rejoined the Cougar baseball program after a stint as assistant coach from 1995 to 2000. He and Whitting served as assistant coaches at UH together from 1996 to 2000. As a member of Whitting's staff, Couch serves as Cougar baseball's recruiting coordinator. He is also responsible for coaching the outfielders and catchers and implementing the short game offensively. In addition, he coordinates the offense with Coach Whitting.

In 2013, Couch was part of a Houston program that notched to its first 30-win season since 2008, posting a 36-22 overall mark and a 13-11 record in C-USA play. He helped coach junior Frankie Ratcliff to C-USA Newcomer of the Year honors, while freshman Justin Montemayor was tabbed as the league's Freshman of the Year. He saw Montemayor and fellow freshman Kyle Survance honored as Freshman All-Americans and watched senior pitcher Austin Pruitt drafted in the ninth round of the MLB First-Year Player Draft by the Tampa Bay Rays. Also drafted were junior Daniel Poncedeleon (Rd. 14/Chicago Cubs), senior Matt Hernandez (Rd. 23/Los Angeles Angels) and junior Frankie Ratcliff (Rd. 40/Arizona Diamondbacks).



FULL BIO

3

FRANK ANDERSON | PITCHING COACH

SECOND SEASON AT HOUSTON | EMPORIA STATE '83

Former Oklahoma State head coach Frank Anderson has become the newest member of the University of Houston baseball coaching staff, head coach Todd Whitting announced on Friday, July 20, 2012.

"Coach Anderson is well regarded in Division I baseball as one of the premier pitching coaches in the nation," said Whitting. "This is a tremendous hire for our program and I am very excited for our players to have the opportunity to work with him. His track record with not only the individuals he has coached but also the pitching staffs and teams he has built is impeccable.

In his first year as pitching coach at Houston, Anderson was instrumental in guiding the Cougars to their first 30-win season since 2008 at 36-22. He enhanced the staff's numbers with a 3.74 ERA, 385 strikeouts and just 161 walks.

Anderson coached senior ace Austin Pruitt to a 10-5 mark, notching the first 10-win season by any Cougar since National Player of the Year Brad Lincoln had 12 wins back in 2006. Anderson also saw junior reliever Chase Wellbrock record 11 saves, a career-best, and first Cougar to tally double-digit saves since Donnie Joseph had 11 in 2009.

Anderson helped Pruitt and junior Daniel Poncedeleon to C-USA Pitcher of the Week honors, while Pruitt garnered C-USA Second Team All-Conference accolades and was named a Semifinalist for the Gregg Olson Award - honoring the nation's "Breakout Player of the Year."

Following the 2013 season, Anderson saw three of his pitchers taken in the 2013 MLB First-Year Player Draft as Pruitt was a ninth-round selection by the Tampa Bay Rays, Poncedeleon, 14th round selection by the Chicago Cubs and senior Matt Hernandez, a 23rd round pick by the Los Angeles Angels.



FULL BIO

14

RYAN SHOTZBERGER | ASSISTANT COACH

THIRD YEAR AT HOUSTON | MCDANIEL COLLEGE '04

University of Houston head baseball coach Todd Whitting announced the hiring of Ryan Shotzberger as assistant coach on Aug. 11, 2011.

As a member of Whitting's staff, Shotzberger will serve as the Cougar Baseball Camp director as well as assist with the hitters and base runners. He will also serve as the third-base coach.

2013 helped coach Houston to its first 30-win season (36-22) since 2008 and notch its best 25-game start (21-4) since 1989 to break into the Top 25 national rankings for six weeks.

He coached C-USA Newcomer of the Year Frankie Ratcliff and C-USA Freshman of the Year Justin Montemayor to respective honors, while guiding freshmen Montemayor and Kyle Survance to Freshman All-American accolades.

Shotzberger saw junior catcher Caleb Barker named to the Johnny Bench Award Watch List, while senior pitcher Austin Pruitt was tabbed a Gregg Olson Award Semifinalist for the nation's "Breakout Player of the Year."

Houston saw four players finish with above a .300 mark and the team led C-USA in stolen bases and triples, while finishing second in RBI, runs scored, walks and sacrifice bunts.



SUPPORT STAFF



FULL BIO

TRACI CAULEY | DIRECTOR OF OPERATIONS

12TH YEAR AT HOUSTON | HOUSTON '95

Traci Cauley enters her 12th season as the director of operations for the Cougar Baseball program and works on all non-coaching aspects.

In her current role, she coordinates all contracts and travel, serves as the team's special events coordinator and works as a liaison to visiting teams and Athletics Department staff.

In addition, Cauley assists with on campus recruiting, handles registration and accounting for all Cougar Baseball Camps and manages correspondence and relations with alumni, former players and program supporters. Cauley also helps with game-day responsibilities.

Cauley assists in budget preparation and implementation and supervises the daily office functions of Cougar Baseball. She also works with the equipment staff to coordinate all team apparel and equipment orders.

Cauley earned a bachelor's degree in elementary education in 1995 from the University of Houston. During her days as an undergraduate at UH, Cauley assisted the Athletics Department, specifically in the football office and in the athletic director's office.

She is married to Pat Cauley, a former UH baseball player and assistant coach and current radio analyst for the Cougars. The couple has a daughter, Kendall. They live in Houston.



FULL BIO

LEE FIOCCHI | STRENGTH & CONDITIONING

SECOND SEASON AT HOUSTON | EASTERN ILLINOIS '04

Lee Fiocchi is in his second year as part of the Houston Baseball staff as its Sports Performance Strength and Conditioning Coach. Fiocchi is also the Founder and Director of Dynamic Sports Training in Houston.

Prior to starting DST, Lee worked and trained under world-renowned performance specialist Pete Bommarito at Perfect Competition in Davie Florida. In just over one month there Lee became the Director of Major League Baseball Off-season training, creating immediate success (most notably Magglio Ordonez career year) and was an integral part of the 2007 and 2008 NFL Combine Prep strength program (6 first round picks) and in six months was promoted to associate director of performance, the highest position attainable within the company.

During his tenure with Perfect Competition they had two of the most successful years in NFL combine prep, MLB off-season training, and NFL off-season training. Lee has trained 27 MLB players, over 100 NFL players and prepared over 100 players for the NFL combine.

He graduated from Eastern Illinois University with a B.S. in Physical Education.



FULL BIO

HAJIME TAKASHIMA | SPORTS MEDICINE

THIRD YEAR AT HOUSTON | MISSOURI STATE '06

Hajime "Haj" Takashima enters his third season as the assistant athletics trainer at the University of Houston. His primary team responsibility is baseball and oversees women's tennis and volleyball.

Prior to Houston, Takashima served as assistant athletic trainer at University of Texas at San Antonio. His sports responsibilities were baseball, volleyball, and rehabilitation coordinator for competitive cheerleaders.

A native of Tokyo, Japan, he earned a Bachelor of Science in Athletic Training at Missouri State University in 2006. He received his Master's degree from Wichita State University in 2009, where he served as a graduate assistant athletic trainer for the Shocker baseball team.

His hobbies include inventing functional exercises, cooking healthy foods and watching people.



2014 HOUSTON BASEBALL

STUDENT-ATHLETES

TV/Radio Chart.....	11
Returns.....	12-16
Newcomers.....	17-20
Rosters.....	21

HOUSTON BASEBALL



RADIO/TELEVISION ROSTER CHART



1
Landon Appling
OF • 5-10 • SR-3L
El Campo, Texas



2
Michael Pyeatt
OF • 5-9 • JR-2L
Lake Jackson, Texas



4
Cole Coakley
INF • 5-9 • JR-TR
Houston, Texas



5
Garrett Domingue
UTL • 5-11 • FR-HS
Spring, Texas



7
Frankie Ratcliff
INF • 5-9 • SR-1L
Key West, Fla.



8
Josh Vidales
INF • 5-7 • SO-1L
La Porte, Texas



12
Jared Robinson
RHP • 6-0 • JR-TR
Lubbock, Texas



13
Andrew Lantrip
RHP • 6-1 • FR-HS
Livingston, Texas



14
Matt Locus
LHP • 5-11 • JR-TR
Katy, Texas



15
Chase Wellbrock
RHP • 5-10 • SR-3L
Brenham, Texas



17
Daniel Smith
RHP • 5-10 • SR-1L
Cypress, Texas



18
Casey Grayson
INF • 6-1 • SR-RS
Cypress, Texas



19
Ryan Vruggink
RHP • 6-2 • JR-2L
Houston, Texas



20
Justin Montemayor
INF • 6-3 • SO-1L
Austin, Texas



21
Aaron Garza
RHP • 6-4 • JR-2L
Galveston, Texas



23
Ashford Fulmer
OF • 6-1 • SO-1L
Cypress, Texas



25
Kirby Peek
RHP • 6-0 • FR-HS
Jersey Village, Texas



26
Jake Lemoine
RHP • 6-5 • SO-1L
Bridge City, Texas



27
Caleb Barker
C • 6-3 • SR-1L
Keller, Texas



28
Bubba Maxwell
RHP • 5-11 • SO-TR
Vidor, Texas



29
Tyler Ford
LHP • 5-8 • SR-1L
Richmond, Texas



30
Aaron Stewart
LHP • 5-11 • SR-RS
Alvin, Texas



31
Jacob Campbell
C • 5-10 • SO-1L
Alvin, Texas



32
Jared West
LHP • 6-6 • SO-1L
Frierson, La.



33
Kyle Dowdy
RHP • 6-2 • JR-TR
San Diego, Calif.



34
Kyle Survance
OF • 6-1 • SO-1L
Jersey Village, Texas



35
Jordan Stading
INF • 6-3 • FR-HS
Katy, Texas



36
Cade Killingsworth
RHP • 6-4 • FR-HS
Missouri City, Texas



38
David Longville
RHP • 6-3 • JR-TR
Mission Viejo, Calif.



40
Gino Marucci
OF • 5-11 • FR-HS
Baton Rouge, La.



41
Nathan Jackson
LHP • 6-1 • FR-HS
Bellaire, Texas



42
Jacob Lueneburg
UTL • 6-0 • SR-RS
Caledonia, Wisc.



43
Taylor Cobb
RHP • 6-3 • JR-TR
Houston, Texas



44
Connor Hollis
INF • 5-10 • FR-HS
Arlington, Texas



HOUSTON BASEBALL

RETURNERS

FULL BIO

- 3x Commissioner's Honor Roll (2013, 2012, 2011)
- 2013 Preseason Conference USA Team
- 2013 CollegeSportsMadness Preseason C-USA First Team
- 2x C-USA All-Tournament Team (2012, 2011)
- 2012 All-Silver Glove Series Team vs. Rice
- 2011 C-USA All-Freshman Team



LANDON APPLING 1

SENIOR-3L | OF | 5-10/185 | R-R | EL CAMPO, TEXAS

FULL BIO

- 2012 C-USA All-Freshman Team
- 2012 All-Silver Glove Series Team vs. Rice
- 2012 Commissioner's Honor Roll



MICHAEL PYEATT 2

JUNIOR-2L | OF | 5-9/180 | L-R | LAKE JACKSON, TEXAS

FULL BIO

- 2013 C-USA Newcomer of the Year
- 2013 C-USA Second Team (INF)
- 2013 All-Silver Glove Series vs. Rice
- 2013 Commissioner's Honor Roll



FRANKIER RATCLIFF 7

SENIOR-1L | INF | 5-9/185 | S-R | KEY WEST, FLORIDA

FULL BIO

- 2013 C-USA All-Freshman Team
- 2013 All-Silver Glove Series vs. Rice
- 2013 College Baseball 360 Primetime Performer (March 6)
- 2013 College Classic All-Tournament Team
- 2013 C-USA Hitter of the Week (Feb. 18)
- 2013 Commissioner's Honor Roll



JOSH VIDALES 8

SOPHOMORE-1L | INF | 5-7/150 | S-R | LA PORTE, TEXAS

RETURNERS

FULL BIO

- 3x Commissioner's Honor Roll (2013, 2012, 2011)
- 2012 Team Academic MVP



CHASEWELL BROCK 15

SENIOR-3L | RHP | 5-10/190 | L-R | BRENHAM, TEXAS

FULL BIO

- 2013 Commissioner's Honor Roll



DANIEL SMITH 17

SENIOR-1L | RHP | 5-10/190 | R-R | CYPRESS, TEXAS

FULL BIO

- 2x Commissioner's Honor Roll (2013, 2012)
- Received medical redshirt in 2013



CASEY GRAYSON 18

SENIOR-RS | 1B | 6-0/225 | L-L | CYPRESS, TEXAS

FULL BIO

- 2x Commissioner's Honor Roll (2013, 2012)
- 2012 C-USA Academic Medal



RYAN VRUGGINK 19

JUNIOR-2L | RHP | 6-2/200 | R-R | HOUSTON, TEXAS



HOUSTON BASEBALL

RETURNERS

FULL BIO

- 2014 Preseason American Team
- 2013 Louisville Slugger/Collegiate Baseball Freshman All-American
- 2013 C-USA Freshman of the Year
- 2013 C-USA Second Team (INF)
- 2013 C-USA All-Freshman Team
- 2013 C-USA Championship All-Tournament Team
- 2013 All-Silver Glove Series vs. Rice
- 2013 Hitter of the Week (March 4)
- 2013 C-USA Academic Medal
- 2013 Commissioner's Honor Roll



JUSTIN MONTEMAYOR 20

SOPHOMORE-1L | INF | 6-3/220 | L-R | AUSTIN, TEXAS

FULL BIO

- 2x Commissioner's Honor Roll (2013, 2012)
- Drafted in the 10th Round of 2011 MLB First-Year Player Draft by Toronto, but did not sign



AARON GARZA 21

JUNIOR-2L | RHP | 6-4/180 | R-R | GALVESTON, TEXAS

FULL BIO

- 2013 Commissioner's Honor Roll
- Received medical redshirt in 2012



ASHFORD FULMER 23

SOPHOMORE-1L | OF | 6-1/185 | R-R | CYPRESS, TEXAS

FULL BIO

- 2013 C-USA All-Freshman Team



JAKE LEMOINE 26

SOPHOMORE-1L | RHP | 6-4/210 | R-R | BRIDGE CITY, TEXAS

RETURNERS

FULL BIO

- 2013 Johnny Bench Award Watch List
- 2013 C-USA All-Academic Team
- 2013 C-USA Academic Medal
- 2013 Commissioner's Honor Roll
- 2013 College Classic All-Tournament Team



CALEB BARKER 27

SENIOR-1L | C | 6-2/210 | R-R | KELLER, TEXAS

FULL BIO

- 2013 Commissioner's Honor Roll



TYLER FORD 29

SENIOR-1L | LHP | 5-8/185 | R-L | RICHMOND, TEXAS

FULL BIO

- 2012 Commissioner's Honor Roll
- Received medshirt in 2013



AARON STEWART 30

SENIOR-1L | LHP | 5-11/190 | L-L | ALVIN, TEXAS

FULL BIO



JACOB CAMPBELL 31

SOPHOMORE-1L | C/UTL | 5-10/200 | R-R | ALVIN, TEXAS



HOUSTON BASEBALL

RETURNERS

FULL BIO



JARED WEST

32

SOPHOMORE-1L | LHP | 6-6/200 | R-L | FRIERSON, LA

FULL BIO

- 2013 Louisville Slugger/Collegiate Baseball Freshman All-American
- 2013 C-USA Second Team (OF)
- 2013 C-USA All-Freshman Team
- 2013 All-Silver Glove Series vs. Rice



KYLE SURVANCE

34

SOPHOMORE-1L | OF | 6-1/180 | R-L | JERSEY VILLAGE, TEXAS

FULL BIO

- 2x Commissioner's Honor Roll (2013, 2012)
- Received medical redshirt in 2013



JACOB LUENEBURG 42

SENIOR-RS | UTL | 6-0/210 | L-L | CALEDONIA, WISC.



NEWCOMERS

FULL BIO

- Played two seasons at Alvin Community College
- Was a two-time All-Conference selection (2013, 2012)
- All-Region selection (2012)
- Was a letterwinner for Lamar Consolidated HS in Houston



COLECOAKLEY 4

JUNIOR-TR | INF | 5-9/170 | R-R | HOUSTON, TEXAS

FULL BIO

- Played for Spring Klein High School
- Newcomer of the Year (2012)



GARRETTDOMINGUE 5

FRESHMAN-HS | INF | 5-11/170 | L-R | SPRING, TEXAS

FULL BIO

- Played two seasons at Midland Junior College
- Helped team advance to the JUCO World Series after claiming Conference & Regional titles
- Named All-Conference Honorable Mention after a 10-1 record in 2013
- Was a four-year letterwinner for Monterey HS in Lubbock, Texas



JAREDROBINSON 12

JUNIOR-TR | RHP | 6-0/180 | R-R | LUBBOCK, TEXAS

FULL BIO

- Was a four-year letterwinner for Livingston HS
- Was a two-time First Team All-District selection (2013, 2012)
- Named Second Team All-Region (2013)



ANDREWLANTRIP 13

FRESHMAN-HS | RHP | 6-1/170 | R-R | LIVINGSTON, TEXAS



HOUSTON BASEBALL

NEWCOMERS

FULL BIO

- Played 2013 season at San Jacinto College
- Helped team to a Regional Championship
- Named First Team All-Conference
- Played 2012 season at UTSA
- Was an All-District selection at Katy HS

FULL BIO

- Earned letters at Jersey Village HS in Jersey Village, Texas
- Named First Team All-District, All-Greater Houston
- Selected to the All-Houston All-Star Team



MATTLUCUS

14

JUNIOR-TR | LHP | 5-11/180 | L-L | KATY, TEXAS

KIRBYPEEK

25

FRESHMAN-HS | RHP | 6-0/220 | R-R | JERSEY VILLAGE, TEXAS

FULL BIO

- Played 2013 season at Panola College (received medial redshirt)
- Played 2012 season at Lamar
- Earned four letters at Vidor HS in Vidor, Texas
- Named First Team All-State, Super Gold Enterprise First Team, First Team All-Orange Leader, District MVP, TASO All-Star Team

FULL BIO

- Played 2013 season at Orange Coast College
- Was 6-3 with one save and three complete games
- Played 2012 season at University of Hawaii at Manoa
- Earned three saves in 32.1 innings of work
- Was a four-year letterwinner for Francis Parker HS in San Diego, Calif.



BUBBAMAXWELL 28

RS-SOPHOMORE-TR | RHP | 5-11/185 | R-R | VIDOR, TEXAS

KYLEDOWDY 33

JUNIOR-TR | RHP | 6-2/205 | R-R | SAN DIEGO, CALIF.

NEWCOMERS

FULL BIO

- Earned four letters at Second Baptist HS in Katy, Texas
- Helped team to two District Championships and State appearances
- Was a two-time First Team All-State and Academic All-State honoree



JORDAN STADING 35

FRESHMAN-HS | INF | 6-3/205 | L-R | KATY, TEXAS

FULL BIO

- Earned letters at Ridge Point HS in Missouri City, Texas
- Was a First Team & Second Team All-District pitcher
- Named Relief Pitcher of the Year



CADE KILLINGSWORTH 36

FRESHMAN-HS | RHP | 6-4/195 | R-R | MISSOURI CITY, TEXAS

FULL BIO

- Played 2013 season at Orange Coast College
- Appeared in 17 games out of the pen
- Played 2012 season at University of Hawaii at Manoa
- Saw action in 13 games as a true freshman
- Earned two letters at Capistrano Valley HS in Mission Viejo, Calif.



DAVID LONGVILLE 38

JUNIOR-TR | RHP | 6-3/210 | R-R | MISSION VIEJO, CALIF.

FULL BIO

- Earned three letters at University HS in Baton Rouge, La.
- Helped team to a District Championship and State Runner-Up title
- Was a two-time All-District and All-Metro selection
- Named to All-State team (2013)



GINOMARUCCI 40

FRESHMAN-HS | OF | 5-11/175 | R-R | BATON ROUGE, LA.



NEWCOMERS

FULL BIO

- Earned four letters as a pitcher and outfielder for Bellaire HS in Bellaire, Texas
- Helped team to a District Championship
- Named First Team All-State and All-District



NATHAN JACKSON 41

FRESHMAN-HS | LHP | 6-1/175 | L-L | BELLAIRE, TEXAS

FULL BIO

- Played two seasons at Blinn JC as a pitcher and infielder
- Helped team to two Regional Tournament appearances
- Earned two letters for FB-Austin HS in Houston
- Named Third Team All-State, First Team All-District and All-Houston



TAYLOR COBB 43

JUNIOR-TR | RHP | 6-3/220 | R-R | HOUSTON, TEXAS

FULL BIO

- Earned letters at Lamar HS in Arlington, Texas
- Named Team MVP in 2013
- Was an Honorable Mention All-District selection in 2012
- Honored as varsity Newcomer of the Year in 2011



CONNOR HOLLIS 44

JUNIOR-TR | INF | 5-10/175 | R-R | ARLINGTON, TEXAS

HOUSTON BASEBALL ROSTERS



COOGS BY STATE

CALIFORNIA (2)

33	Kyle Dowdy	RHP	San Diego
38	David Longville	RHP	Mission Viejo

FLORIDA (1)

7	Frankie Ratcliff	INF	Key West
---	------------------	-----	----------

LOUISIANA (2)

32	Jared West	LHP	Frierson
40	Gino Marucci	OF	Baton Rouge

TEXAS (29)

1	Landon Appling	OF	El Campo
2	Michael Pyeatt	OF	Lake Jackson
4	Cole Coakley	INF	Houston
5	Garrett Domingue	INF	Spring
8	Josh Vidales	INF	La Porte
12	Jared Robinson	RHP	Lubbock
13	Andrew Lantrip	RHP	Livingston
14	Matt Locus	LHP	Katy
15	Chase Wellbrock	RHP	Brenham
17	Daniel Smith	RHP	Cypress
18	Casey Grayson	INF	Cypress
19	Ryan Vrugink	RHP	Houston
20	Justin Montemayor	INF	Austin
21	Aaron Garza	RHP	Galveston
23	Ashford Fulmer	OF	Cypress
25	Kirby Peek	RHP	Jersey Village
26	Jake Lemoine	RHP	Bridge City
27	Caleb Barker	C	Keller
28	Bubba Maxwell	RHP	Vidor
29	Tyler Ford	LHP	Richmond
30	Aaron Stewart	LHP	Alvin
31	Jacob Campbell	UTL	Alvin
34	Kyle Survance	OF	Jersey Village
35	Jordan Stading	INF	Katy
36	Cade Killingsworth	RHP	Missouri City
41	Nathan Jackson	LHP	Bellaire
43	Taylor Cobb	UTL	Houston
44	Connor Hollis	INF	Arlington

COOGS BY POSITION

INFIELD (8)

4	Cole Coakley
5	Garrett Domingue
7	Frankie Ratcliff
8	Josh Vidales
18	Casey Grayson
20	Justin Montemayor
35	Jordan Stading
44	Connor Hollis

OUTFIELD (6)

1	Landon Appling
2	Michael Pyeatt
23	Ashford Fulmer
34	Kyle Survance
40	Gino Marucci
42	Jacob Lueneburg

CATCHERS (3)

27	Caleb Barker
31	Jacob Campbell
17	Daniel Smith

PITCHERS (17)

12	Jared Robinson
13	Andrew Lantrip
14	Matt Locus
15	Chase Wellbrock
19	Ryan Vrugink
21	Aaron Garza
25	Kirby Peek
26	Jake Lemoine
28	Bubba Maxwell
29	Tyler Ford
30	Aaron Stewart
32	Jared West
33	Kyle Dowdy
36	Cade Killingsworth
38	David Longville
41	Nathan Jackson
43	Taylor Cobb

COOGS BY CLASS

SENIORS (9)

1	Landon Appling
7	Frankie Ratcliff
15	Chase Wellbrock
17	Daniel Smith
18	Casey Grayson
27	Caleb Barker
29	Tyler Ford
30	Aaron Stewart
42	Jacob Lueneburg

JUNIORS (9)

2	Michael Pyeatt
4	Cole Coakley
12	Jared Robinson
14	Matt Locus
19	Ryan Vrugink
21	Aaron Garza
33	Kyle Dowdy
38	David Longville
43	Taylor Cobb

SOPHOMORES (8)

8	Josh Vidales
20	Justin Montemayor
23	Ashford Fulmer
26	Jake Lemoine
28	Bubba Maxwell
31	Jacob Campbell
32	Jared West
34	Kyle Survance

FRESHMAN (8)

5	Garrett Domingue
13	Andrew Lantrip
25	Kirby Peek
35	Jordan Stading
36	Cade Killingsworth
40	Gino Marucci
41	Nathan Jackson
44	Connor Hollis

COOGS BY BIRTHDAY MONTH

JANUARY

Chase Wellbrock	6
Jacob Lueneburg	23

FEBRUARY

Kyle Dowdy	3
Jacob Campbell	6
Nathan Jackson	23

MARCH

Gino Marucci	30
--------------	----

APRIL

Frankie Ratcliff	4
------------------	---

MAY

Matt Locus	5
Andrew Lantrip	11
Caleb Barker	14

JUNE

Jared West	8
David Longville	26
Ashford Fulmer	29

JULY

Justin Montemayor	12
Bubba Maxwell	13
Garrett Domingue	27

AUGUST

Josh Vidales	6
Casey Grayson	24
Landon Appling	29
Michael Pyeatt	31

SEPTEMBER

Tyler Ford	11
Jared Robinson	16
Kirby Peek	19
Aaron Garza	28

OCTOBER

Ryan Vrugink	8
Jordan Stading	17

NOVEMBER

Cade Killingsworth	4
Aaron Stewart	13
Daniel Smith	14
Connor Hollis	18
Cole Coakley	19
Taylor Cobb	20
Jake Lemoine	28

DECEMBER

Kyle Survance	6
---------------	---



2014 HOUSTON BASEBALL

2013 IN REVIEW

2013 Season In Review	23-24
2013 Overall Stats	25
2013 Results	26
2013 Conference USA Stats	27
Homerun Breakdown	28
Team Game-by-Game	29
Statistical Summary	30
Conference USA Standings/Results.....	31

HOUSTON BASEBALL

2013 IN REVIEW



Fielding one of the nation's youngest teams, the 2013 Houston Baseball team notched its success in the record books as one of the most exciting and productive seasons of late for this growing program under third-year head coach Todd Whitting. Let's take a look back.

#NOTCHING 30

Houston Baseball notched its first 30+ win season since 2008 - finishing with a record of 36-22. The 36 wins doubled the entire win total from 2012 (18-35-1) to rank as the third-best turnaround in college baseball this season.

#NONCONFVICTORIES

The Cougars notched 22 non-conference wins to rank at the top of the league, tied with Rice. Houston finished with a non-conference record of 22-9. The 22-regular season non-conference wins was the most by Houston since joining C-USA in 1997 and most since 26 non-conference regular season wins back in 1994 when the Cougars were a part of the Southwest Conference.

#AFTER7

Houston finished 2013 with a record of 32-1 when leading after the seventh inning. That mark shows the performance that the Cougar late-inning bullpen was able to preserve - noting its 15 saves this season.

#MARCHMADNESS

The Cougars finished the month of March with a 17-4 record, which lifted them to a 21-4 start and into the national rankings. Houston played just five games in the month of March away from the city of Houston.

#BEATTEXAS

Hosting Texas for the first time since 2000, the Cougars earned a 4-3 victory over the Longhorns at Cougar Field in front of season-high 2,342 crowd. The win marked the fourth win for Houston over a BIG 12 team this season after earning three wins over Baylor.

#FINALSTATS

Houston hit .274 in 2013, led by three players with a .300 average. Justin Montemayor paced the team with a .329 clip, followed by Michael Pyeatt's .313 and Frankie Ratcliff's .300 average. Montemayor led the team with 42 runs and 73 hits, while Ratcliff paces the squad with 44 RBI and a slugging percentage of .467.

#C-USASTATS

The Cougars hit .265 in C-USA play, led by Ratcliff's .353 average. Kyle Survance followed with a .342 clip, while Montemayor was third-best with a .337 average. Montemayor continued to lead the team with 16 runs scored, while Ratcliff was atop the team with 30 hits and 16 RBI in the 24 C-USA games.

#NEWCOMEROFTHEYEAR

Junior shortstop Frankie Ratcliff was key in Houston's success as his year was capped by being named C-USA Newcomer of the Year. The C-USA Newcomer of the Year accolade was just the second in program history as outfielder Jimmy Cesario was honored back in 2007. Ratcliff started all 58 games at shortstop after transferring in from Pensacola JC this season.

#FRESHMANOFTHEYEAR

Freshman first baseman Justin Montemayor was just the second freshman in program history to be named C-USA Freshman of the Year, as the only other once came back

in 1998 when left-handed pitcher Shane Nance was honored. Montemayor joins Ratcliff and freshman Josh Vidales as the only three players in the program to start all 58 games at their respective positions.

#FRESHMANALLAMERICANS

Houston freshman first baseman Justin Montemayor and outfielder Kyle Survance were tabbed 2013 Louisville Slugger Freshman All-Americans, selected by Collegiate Baseball. The duo became the 14th and 15th Cougars all-time to earn Freshman All-America honors at Houston and first since 2008. They also were two of six selected in C-USA this season.

#ALLCONFERENCE

Four Cougars were honored as Second Team All-Conference honorees as freshman Justin Montemayor (1B), junior Frankie Ratcliff (SS), senior Austin Pruitt (RHP) and freshman Kyle Survance (OF) were tabbed among the league's best. 2013 marked the first season since 2009 that Houston landed more than two on a C-USA All-Conference post-season team.

#ALLFRESHMANTEAM

Proving to be the backbone of this rising program, four freshmen were named the Conference USA All-Freshman Team. Justin Montemayor (1B), Josh Vidales (2B), Kyle Survance (OF) and Jake Lemoine (RHP) were all honored for their immediate contributions during their collegiate debut seasons. With the four representatives, Houston had the most on the 11-man team. 2013 marked the eighth straight year Houston had a representative on this squad and most since five were named in 2001.

#BIG12/SEC

Houston went 5-1 vs. the Big 12 and SEC this season. Three of the five wins came against Baylor (15-4 (7), 5-3, 3-2), while one came against Texas (4-3), and Texas A&M (7-6).

#TRIPLETHREAT

Junior shortstop Frankie Ratcliff tied the Houston single-season record with eight triples, while finishing 2013 ranked second in the nation. Ratcliff tripled in seven games this season - as two of his triples came in a win over Rice on April 19. He led Conference USA in three-baggers and became the first C-USA player to have that at least eight triples since Charlotte's Corey Lane hit 11 back in 2005.

#WALKITOUT

Freshman leadoff hitter Josh Vidales proved to be a true table setter for the Cougars, tallying a Conference USA-leading 49 walks - good enough to rank 10th in the nation. He finished just one walk shy of Cougar Great Michael Bourn's all-time freshman record of 50 set back in 2001. Vidales walked five times against Texas Southern on April 16 to tie a UH single-game record, becoming just the fifth Cougar in program history with five walks in a single game. He also broke the single-game College Classic record with four walks vs. Baylor on March 2.

#10STRAIGHT

Houston notched a 10-game win streak midseason that lasted from March 10-26, which included wins over Texas A&M-CC, Baylor (twice), UNO (twice), Texas, Harvard and a sweep of East Carolina. The 10-game streak was the longest since an 11-game win streak back on May 5-26, 2002.

#TAKETHREE

Houston finished with a C-USA-leading 25 triples as a ball club this season, finishing just two shy of tying the single-season all-time record of 27 - set by the 1990 team. The Cougars finished 2013 ranked seventh in the nation with their 25 triples. Frankie Ratcliff led the team with eight, followed by sophomore Michael Pyeatt and freshmen Josh Vidales and Ashford Fulmer with three each.

#WEEKLYAWARDS

The Cougars jumped out to an impressive start, garnering a C-USA weekly honor during the first three weeks of the season and went on to tally four total. Freshman second baseman Josh Vidales earned Hitter of the Week following his .500 Opening Weekend performance vs. Northeastern. A week later, Austin Pruitt garnered Pitcher of the Week honors after tossing a one-hit, complete-game shutout at Texas State. Freshman Justin Montemayor would go on to follow up Pruitt's accolade by being named Hitter of the Week during Week 3 of the season after his performance following a 2-1 weekend at the College Classic. The last time a Cougar team accomplished three straight weekly honors came back in April 2003 with two pitching honors and one hitter of the week, but this is the first time in program history that Houston has opened the season with three straight honorees. Junior Daniel Poncedeleon went on to be named Pitcher of the Week on April 1 after his complete-game, eight-strikeout effort at Memphis.

#ALLTOURNEYTEAMS

Three Cougars (Caleb Barker, Josh Vidales, Kyle Kirk) were named to the Astros Foundation College Classic All-Tournament team, while Justin Montemayor was named to the C-USA Championship All-Tournament team. Montemayor, Vidales, juniors Frankie Ratcliff and Jonathan Davis, freshman Kyle Survance, and Austin Pruitt went on to be named to the All-Silver Glove Series vs. Rice.

#PRUITTSTRIKESAGAIN

Senior Austin Pruitt finished 2013 with five complete games to lead C-USA in that category. His five CG's this season came at Texas State, vs. Baylor, vs. Seton Hall, at UCF and vs. East Carolina. Of the five complete games, Pruitt recorded wins in four. He pitched a team-leading 113.2 innings and lasted at least 6.0 innings in all 15 starts. He became the first Cougar to throw 100+ innings since Brad Lincoln tossed 127.2 innings back in 2006. He also broke the UH single-season strikeout record by a senior with 92 punchouts, surpassing Bob Peters' 82 strikeouts in 1962.



#10WINPRUITT

Austin Pruitt, Houston's Team MVP, notched a 10-win season with a record of 10-5 in his 15 starts. He became the first Cougar pitcher to record a double-digit win season since National Player of the Year Brad Lincoln tallied 12 back in 2006. Pruitt notched six of his 10 wins at home to bring his career-home wins total to eight, which ranks tied for ninth all-time in Houston history with Danny Zell (2002-03).

#BREAKOUTPLAYEROFTHEYEAR

Because of his 10 wins, five complete games, team-leading 2.85 ERA and 92 strikeouts in 113.2 innings, Austin Pruitt has been named a Semifinalist for the inaugural Gregg Olson Award - honoring the nation's "Breakout Player of the Year." The award recognizes those players who have elevated their game from the previous season. Finalists will be announced in June.

#WELLBROCKSAVESTHEDAY

Junior Chase Wellbrock racked up 11 saves in his team-leading 25 appearances out of the pen for Houston and became the first Cougar pitcher to record that many saves in one season since Donnie Joseph had 11 back in 2009. Wellbrock earned saves in wins over Texas A&M, Texas, East Carolina, Memphis, Marshall, Rice, Louisiana-Lafayette, Tulane (twice) and Southern Miss (twice). He had two weeks where he recorded two saves during that span.

#LEMOINEWINS

Freshman Jake Lemoine finished 2013 with seven wins (7-4), one win shy of tying the UH all-time freshman win record set by Chase Dempsay (8) back in 2008. Lemoine worked out of the pen and as a starter and was 4-0 through his eight starts. He recorded wins over Sam Houston State, Texas State, Penn State, Texas A&M-CC, Marshall, Louisiana-Lafayette, and McNeese State. Lemoine opened his season without allowing an earned run in his first five appearances, while going 3-0 in that time. He finished second-best on the team with a 3.49 ERA and fanned 45 in 69.2 innings - making 18 appearances and 10 starts.

#SURVANCESTEALS&STREAKS

Freshman outfielder Kyle Survance made his debut season one to remember as the speedster recorded a team-best and C-USA-leading 20 stolen bases in a 20-for-23 effort. He had five multi-stolen base games (Southern Miss, UAB, Louisiana-Lafayette, Harvard and Texas). Survance also put together a Houston-best 23 game on-base safely streak, which began back on April 7 at Marshall and lasted until the East Carolina game on May 23 at the C-USA Championship. During that span, Survance recorded a hit in 21 of the 23 games during that span and a walk and hit-by-pitch in the remaining two.

#JOHNNYBENCHWATCHLIST

Junior catcher(Caleb Barker was named to the Johnny Bench Award Watch List in 2013, which honors the nation's top catcher. Barker caught in 57 of the 58 games with 54 starts behind the dish. He fielding .990 and was second-best in RBI on the team with 43.

#360PRIMETIMEVIDALES

Freshman Josh Vidales was named a College Baseball 360 Primetime Performer following his weekend at the

College Classic. He reached base nine times over that respective week with three hits and six walks - helping Houston to wins over Texas A&M and Baylor.

#GRANDSLAMS

Juniors Jonathan Davis and(Caleb Barker each belted their first homeruns of the year - which were both grand slams. Davis' came in a win over Baylor at the College Classic at Minute Maid Park, while Barker's came in a shutout win over Texas A&M-CC at Cougar Field. The last time two grand slams were hit in a single season came when Bryan Pounds and Jake Stewart hit one each in 2008.

#SWEPEUC

Houston recorded a 4-0 record over Conference USA foe, East Carolina - which included a regular season series sweep at Cougar Field and a win at the C-USA Championship in pod play. The sweep was the first home C-USA sweep for the Cougars since May 15-17, 2008 - over five years ago.

#C-USASERIESWINS

Houston racked up five C-USA series victories, including the last three of the season to surge back to finish in a tie for fifth place overall with a 13-11 league record. The Cougars produced a sweep of East Carolina and road series wins at Memphis, Tulane and home series wins vs. UAB and Southern Miss. Of the five series wins, three of the teams finished just ahead of Houston in the final standings.

#WALKSAWAYWITHWINS

Houston was atop C-USA all season long in walks and finished 2013 with 233, nearly 50 more compared to 2012. The Cougars' tied the College Classic all-time record with 14 base on balls in a run-rule victory over Baylor on March 2 at Minute Maid Park. The record tied Texas Tech's 14 walks in 2010. Leadoff hitter Josh Vidales led Houston with four of the 14 walks.

#ALLACADEMICTEAM

Juniors(Caleb Barker and Daniel Poncedeleon were both honored on the 13-man C-USA Baseball All-Academic Team. The duo was the first time the Cougars placed two on the team in the same year since 2008, while having at least one honoree for the last seven years. In order to be recognized, the student-athlete must have a 3.2 GPA and be at least a sophomore, while serving as a starter or key reserve.

#ACADEMICMEDALS

Junior(Caleb Barker and freshman Justin Montemayor were two of 15 Houston student-athletes to receive an Academic Medal, which honors those who have notched a 3.75 GPA or higher during the 2012-13 academic year.

#25HONORROLL

Following a record-breaking 3.17 team GPA in the fall, Houston Baseball was honored with 25 student-athletes on the C-USA Commissioner's Honor Roll list - to lead all teams in Houston Athletics. To be named to the list, a student-athlete must hold a 3.0 GPA or better.

#SALUTINGTHESENIORS

Houston bid farewell to three departing seniors following the 2013 season as pitchers Austin Pruitt, Matt

Hernandez and Ryan Bonnot wrapped up their Cougar careers. The three were all junior college transfers and lettered two years at Houston.

#WELCOMECOACHANDERSON

After leading Oklahoma State to six regional appearances and Texas to a National Championship in 2002, pitching coach Frank Anderson joined Houston in July 2012 and lifted the Cougar pitching staff to 36 wins and 15 saves in 2013. No Houston starting pitcher finished with a losing record and the staff fanned 385 hitters and walked just 161 compared to 2012 (347K/219BB) and 2011 (313K/223BB). The staff's ERA finished at 3.74 compared to 2012 (5.32) and 2011 (4.56).

#COLLEGECLASSIC

Houston played its 13th straight year in the Astros Foundation College Classic, held at Minute Maid Park. The Cougars join Rice as the only representatives each year in existence. Houston produced its second straight 2-1 Classic under head coach Todd Whitting. The Cougars earned a 7-6 win over then-No. 30 Texas A&M and a 15-4 (7 inning) win over Baylor before falling 13-2 to Cal.

#LEELEADINGSTRENGTH

World-renowned strength and conditioning coach Lee Fiocchi joined the Houston Baseball program in June 2012. He is currently the Founder and Director of Dynamic Sports Training in Houston and has experience as the Director of Major League Baseball Off-Season training in Florida, working with several high-profile MLB athletes including Houston's very own Michael Bourn.

#COMMUNITYSERVICECOOGS

Houston Baseball spent much of its off-season away from Cougar Field, working within the local community. The Cougars spent time working with Habitat for Humanity, reviving a home in the local area, while also spending a day with Marathon Kids - inspiring youth to continue to exercise and enjoying walking and running.

#ALUMNICOMEBACK

Over 60 former Houston Baseball players made their way back to Cougar Field for the second straight year of Fan Appreciation Day/Alumni Game. The event welcomed over 1,000 fans, which were able to take part in contests for signed memorabilia and an autograph session following the event.

#MLBDRAFT

Four Cougars were selected in the 2013 First-Year Player Draft. RHP Austin Pruitt was taken in the ninth round by the Tampa Bay Rays, while RHP Daniel Poncedeleon was selected in the 14th round by the Chicago Cubs. The two were joined by LHP Matt Hernandez in the 23rd round by the Los Angeles Angels and shortstop Frankie Ratcliff in the 40th round by the Arizona Diamondbacks. These four became the 128th-131st Cougars all-time to be selected in the MLB Draft.

HOUSTON BASEBALL

2013 OVERALL STATISTICS



Record: 36-22 Home: 23-9 Away: 10-10 Neutral: 3-3 C-USA: 13-11

Player	avg	gp-gs	ab	r	h	2b	3b	hr	rbi	tb	slg%	bb	hp	so	gdp	ob%	sf	sh	sb-att	po	a	e	fld%
20 Justin Montemayor	.329	58-58	222	42	73	10	2	3	27	96	.432	19	4	57	6	.387	3	4	3-5	536	32	7	.988
2 Michael Pyeatt	.313	49-41	131	17	41	6	3	0	21	53	.405	27	1	17	2	.434	0	9	0-1	45	1	1	.979
4 Kyle Kirk	.312	35-32	125	23	39	2	0	0	17	41	.328	11	0	24	0	.365	1	5	1-1	15	48	8	.887
7 Frankie Ratcliff	.300	58-58	210	38	63	13	8	2	44	98	.467	37	1	36	2	.398	6	2	11-12	76	165	14	.945
34 Kyle Survance	.299	51-43	167	36	50	4	2	0	20	58	.347	13	2	37	3	.357	0	9	20-23	80	3	3	.965
40 Jonathan Davis	.276	43-40	134	18	37	10	0	2	28	53	.396	13	10	29	2	.373	4	3	2-3	16	62	7	.918
8 Josh Vidales	.266	58-58	214	41	57	9	3	0	22	72	.336	49	1	34	1	.404	1	9	15-19	98	168	6	.978
27 Caleb Barker	.251	57-54	211	28	53	8	0	3	43	70	.332	13	5	39	4	.302	6	6	1-2	363	39	4	.990
1 Landon Appling	.246	54-53	167	26	41	4	2	0	16	49	.293	20	13	33	2	.368	1	10	15-18	128	5	3	.978
31 Jacob Campbell	.225	39-33	120	22	27	5	2	3	18	45	.375	12	3	34	5	.302	4	0	6-8	21	1	0	1.000
23 Ashford Fulmer	.224	50-39	125	18	28	2	3	1	19	39	.312	9	4	30	2	.293	2	3	5-5	85	2	5	.946

44 Price Jacobs	.194	25-8	31	4	6	2	0	0	3	8	.258	7	2	11	0	.375	0	2	2-3	3	0	0	1.000
5 Chris Waylock	.087	16-3	23	3	2	0	0	0	2	2	.087	1	1	5	0	.160	0	0	1-2	1	7	3	.727
17 Daniel Smith	.000	5-1	5	0	0	0	0	0	0	0	.000	0	0	1	0	.000	0	0	0-0	9	2	1	.917
43 Casey Grayson	.000	3-0	1	0	0	0	0	0	0	0	.000	2	0	1	0	.667	0	0	0-0	0	0	0	.000
14 Daniel Poncedeleon	.000	1-1	0	0	0	0	0	0	0	0	.000	0	0	0	0	.000	0	0	0-0	15	20	1	.972
Totals	.274	58	1886	316	517	75	25	14	280	684	.363	233	47	388	29	.363	28	62	82-102	1515	632	68	.969
Opponents	.270	58	1952	260	527	77	3	22	234	676	.346	161	33	385	25	.333	21	39	50-69	1478	613	85	.961

LOB - Team (462), Opp (433). DPs turned - Team (31), Opp (38). CI - Team (2), Barker 2.

(All games Sorted by Earned run avg)

Player	era	w-l	app	gs	cg	sho	sv	ip	h	r	er	bb	so	2b	3b	hr	b/avg	wp	hp	bk	sfa	sha
36 Austin Pruitt	2.85	10-5	15	15	5	2/1	0	113.2	105	41	36	24	92	14	0	4	.246	7	3	0	0	7
26 Jake Lemoine	3.49	7-4	18	10	0	0/0	0	69.2	71	32	27	33	45	9	0	3	.266	2	4	1	1	4
21 Aaron Garza	3.88	5-5	13	13	0	0/0	0	67.1	77	44	29	18	43	10	0	4	.288	3	4	0	5	10
14 Daniel Poncedeleon	4.47	7-5	15	15	1	0/1	0	86.2	94	48	43	34	62	12	0	2	.281	6	6	1	5	6

17 Daniel Smith	1.69	1-0	7	0	0	0/0	0	5.1	7	2	1	2	2	0	1	1	.304	0	0	1	1	1
28 Matt Hernandez	3.00	4-1	17	3	0	0/0	0	42.0	47	23	14	9	38	7	1	1	.283	2	5	0	2	6
35 Logan Piper	3.38	0-0	7	0	0	0/0	0	5.1	7	4	2	1	4	3	0	0	.318	0	1	0	0	0
15 Chase Wellbrock	3.40	0-1	25	0	0	0/1	11	42.1	39	17	16	6	37	8	0	2	.247	1	1	0	3	1
12 Ryan Bonnot	3.68	0-0	7	0	0	0/0	0	7.1	8	3	3	3	4	2	0	1	.267	1	1	0	0	0
29 Tyler Ford	4.32	2-1	16	0	0	0/0	2	25.0	23	12	12	5	27	3	0	1	.240	3	3	0	1	0
25 Grant Slaughter	4.91	0-0	5	0	0	0/0	1	7.1	10	5	4	3	4	4	0	0	.323	0	1	0	0	0
19 Ryan Vrugink	4.97	0-0	13	0	0	0/0	0	12.2	12	9	7	10	15	0	1	2	.255	2	1	1	2	1
18 Keith Brenner	5.40	0-0	2	0	0	0/0	0	1.2	5	3	1	1	2	3	0	0	.455	0	0	0	0	0
38 Dylan Rucker	7.15	0-0	9	0	0	0/1	1	11.1	14	11	9	4	5	2	0	1	.298	0	0	0	0	2
32 Jared West	7.36	0-0	5	2	0	0/0	0	7.1	8	6	6	8	5	0	0	0	.308	5	3	0	1	1
Totals	3.74	36-22	58	58	6	4/2	15	505.0	527	260	210	161	385	77	3	22	.270	32	33	4	21	39
Opponents	4.86	22-36	58	58	2	4/4	12	492.2	517	316	266	233	388	75	25	14	.274	43	47	12	28	62

PB - Team (18), Barker 11, Campbell 5, Smith 2, Opp (17). Pickoffs - Team (11), Garza 2, Pruitt 2, Barker 2, Rucker 1, Hernandez 1, Vrugink 1, Wellbrock 1, Poncedeleon 1, Opp (11).



HOUSTON BASEBALL

2013 RESULTS

Date	Opponent	Score	Inns	Overall	C-USA	Pitcher of record	Attend	Time
Feb 15, 2013	NORTHEASTERN	w 9-3	9	1-0-0	0-0-0	Hernandez (W 1-0)	866	2:45
Feb 16, 2013	NORTHEASTERN	w 4-1	9	2-0-0	0-0-0	Pruitt (W 1-0)	825	2:44
Feb 17, 2013	NORTHEASTERN	L 3-9	9	2-1-0	0-0-0	Poncedeleon (L 0-1)	831	3:16
Feb 19, 2013	at Sam Houston State	w 6-3	9	3-1-0	0-0-0	Lemoine (W 1-0)	1043	3:23
Feb 22, 2013	at Texas State	L 1-6	9	3-2-0	0-0-0	Hernandez (L 1-1)	1504	2:54
Feb 23, 2013	at Texas State	w 1-0	9	4-2-0	0-0-0	Pruitt (W 2-0)	1500	2:13
Feb 24, 2013	at Texas State	w 4-2	(10)	5-2-0	0-0-0	Lemoine (W 2-0)	1358	3:22
Feb 27, 2013	HOUSTON BAPTIST	w 10-2	9	6-2-0	0-0-0	Garza (W 1-0)	713	2:45
@ Mar 01, 2013	vs #30 Texas A&M	w 7-6	9	7-2-0	0-0-0	Smith (W 1-0)	3868	3:10
@ Mar 02, 2013	vs Baylor	w 15-4	7	8-2-0	0-0-0	Pruitt (W 3-0)	6136	3:09
@ Mar 03, 2013	vs California	L 2-13	8	8-3-0	0-0-0	Poncedeleon (L 0-2)	3771	3:06
Mar 05, 2013	PENN STATE	w 14-8	9	9-3-0	0-0-0	Lemoine (W 3-0)	698	3:10
Mar 06, 2013	PENN STATE	w 15-5	9	10-3-0	0-0-0	Ford (W 1-0)	556	3:23
Mar 08, 2013	TEXAS A&M-CC	w 13-0	9	11-3-0	0-0-0	Poncedeleon (W 1-2)	703	2:59
Mar 09, 2013	TEXAS A&M-CC	L 3-9	9	11-4-0	0-0-0	Pruitt (L 3-1)	690	3:02
Mar 10, 2013	TEXAS A&M-CC	w 3-1	9	12-4-0	0-0-0	Lemoine (W 4-0)	688	2:32
Mar 12, 2013	at Baylor	w 5-3	9	13-4-0	0-0-0	Garza (W 2-0)	2683	2:58
Mar 15, 2013	NEW ORLEANS	w 13-3	9	14-4-0	0-0-0	Poncedeleon (W 2-2)	1011	2:53
Mar 16, 2013	BAYLOR	w 3-2	9	15-4-0	0-0-0	Pruitt (W 4-1)	1139	2:45
Mar 17, 2013	NEW ORLEANS	w 8-3	9	16-4-0	0-0-0	Ford (W 2-0)	1064	2:40
Mar 19, 2013	TEXAS	w 4-3	9	17-4-0	0-0-0	Garza (W 3-0)	2342	2:45
Mar 20, 2013	HARVARD	w 8-1	9	18-4-0	0-0-0	Hernandez (W 2-1)	872	2:56
* Mar 22, 2013	EAST CAROLINA	w 7-2	9	19-4-0	1-0-0	Poncedeleon (W 3-2)	1001	3:03
* Mar 23, 2013	EAST CAROLINA	w 4-3	9	20-4-0	2-0-0	Pruitt (W 5-1)	1141	2:23
* Mar 24, 2013	EAST CAROLINA	w 5-4	(10)	21-4-0	3-0-0	Hernandez (W 3-1)	1157	3:24
Mar 26, 2013	at Lamar	L 3-6	9	21-5-0	3-0-0	Garza (L 3-1)	606	2:53
* Mar 29, 2013	at Memphis	w 3-1	9	22-5-0	4-0-0	Poncedeleon (W 4-2)	372	2:40
* Mar 31, 2013	at Memphis-1	w 2-0	7	23-5-0	5-0-0	Pruitt (W 6-1)	-	1:48
* Mar 31, 2013	at Memphis-2	L 0-1	7	23-6-0	5-1-0	Lemoine (L 4-1)	402	2:19
Apr 03, 2013	SAM HOUSTON STATE	L 1-4	9	23-7-0	5-1-0	Garza (L 3-2)	1062	2:29
* Apr 05, 2013	at Marshall	L 13-19	9	23-8-0	5-2-0	Ford (L 2-1)	479	4:18
* Apr 06, 2013	at Marshall	L 0-4	9	23-9-0	5-3-0	Pruitt (L 6-2)	611	2:20
* Apr 07, 2013	at Marshall	w 9-1	9	24-9-0	6-3-0	Lemoine (W 5-1)	425	3:44
Apr 12, 2013	SETON HALL	L 1-11	9	24-10-0	6-3-0	Poncedeleon (L 4-3)	1004	3:21
Apr 13, 2013	SETON HALL	w 4-0	9	25-10-0	6-3-0	Pruitt (W 7-2)	1019	2:43
Apr 14, 2013	SETON HALL	L 1-15	9	25-11-0	6-3-0	Lemoine (L 5-2)	1031	3:31
Apr 16, 2013	TEXAS SOUTHERN	w 12-2	9	26-11-0	6-3-0	Garza (W 4-2)	1187	2:51
* Apr 19, 2013	#22 RICE	w 8-7	9	27-11-0	7-3-0	Poncedeleon (W 5-3)	1315	3:28
* Apr 20, 2013	#22 RICE	L 0-4	9	27-12-0	7-4-0	Pruitt (L 7-3)	1730	2:43
* Apr 21, 2013	#22 RICE	L 1-11	7	27-13-0	7-5-0	Lemoine (L 5-3)	1663	2:30
Apr 23, 2013	at Texas	L 0-4	9	27-14-0	7-5-0	Garza (L 4-3)	5266	3:03
* Apr 26, 2013	at UCF	L 2-4	9	27-15-0	7-6-0	Poncedeleon (L 5-4)	1423	2:36
* Apr 27, 2013	at UCF	L 4-5	9	27-16-0	7-7-0	Pruitt (L 7-4)	1272	2:44
* Apr 28, 2013	at UCF	L 3-7	9	27-17-0	7-8-0	Garza (L 4-4)	1266	2:36
Apr 30, 2013	LOUISIANA	w 6-4	9	28-17-0	7-8-0	Lemoine (W 6-3)	1197	3:07
* May 03, 2013	at Tulane	w 4-3	9	29-17-0	8-8-0	Poncedeleon (W 6-4)	1896	3:16
* May 04, 2013	at Tulane	L 3-6	9	29-18-0	8-9-0	Pruitt (L 7-5)	1975	2:24
* May 05, 2013	at Tulane	w 3-2	9	30-18-0	9-9-0	Hernandez (W 4-1)	2395	2:56
May 07, 2013	at McNeese State	w 11-5	9	31-18-0	9-9-0	Lemoine (W 7-3)	258	2:42
* May 10, 2013	UAB	L 7-8	9	31-19-0	9-10-0	Wellbrock (L 0-1)	1035	3:20
* May 11, 2013	UAB	w 11-2	9	32-19-0	10-10-0	Pruitt (W 8-5)	1311	3:01
* May 12, 2013	UAB	w 9-4	9	33-19-0	11-10-0	Garza (W 5-4)	1196	2:50
* May 16, 2013	SOUTHERN MISS	w 3-2	9	34-19-0	12-10-0	Poncedeleon (W 7-4)	1485	2:41
* May 17, 2013	SOUTHERN MISS	w 7-5	9	35-19-0	13-10-0	Pruitt (W 9-5)	1296	3:05
* May 18, 2013	SOUTHERN MISS	L 5-6	9	35-20-0	13-11-0	Garza (L 5-5)	1131	3:15
May 23, 2013	vs East Carolina	w 9-4	9	36-20-0	13-11-0	Pruitt (W 10-5)	3471	3:05
May 24, 2013	vs Southern Miss	L 2-4	9	36-21-0	13-11-0	Poncedeleon (L 7-5)	3250	3:04
May 25, 2013	vs Tulane	L 2-3	9	36-22-0	13-11-0	Lemoine (L 7-4)	4160	2:41

* = Conference game

@ = Astros Foundation College Classic (MMP)

() extra inning game

HOUSTON BASEBALL

2013 C-USA STATISTICS



Record: 13-11 Home: 8-4 Away: 5-7 C-USA: 13-11

Player	avg	gp-gs	ab	r	h	2b	3b	hr	rbi	tb	slg%	bb	hp	so	gdp	ob%	sf	sh	sb-att	po	a	e	fld%	
7 Frankie Ratcliff	.353	24-24	85	16	30	7	5	1	16	50	.588	13	1	15	0	.431	3	2	4-4	40	64	7	.937	
34 Kyle Survance	.342	22-18	76	13	26	2	1	0	8	30	.395	3	2	16	1	.383	0	3	7-10	30	1	2	.939	
20 Justin Montemayor	.337	24-24	86	14	29	4	1	1	10	38	.442	8	1	25	2	.396	1	3	0-2	225	17	3	.988	
1 Landon Appling	.290	22-21	69	14	20	1	1	0	9	23	.333	7	3	14	0	.375	1	2	5-6	44	2	1	.979	
2 Michael Pyeatt	.262	22-21	61	6	16	3	0	0	10	19	.311	13	1	9	1	.400	0	5	0-1	26	1	0	1.000	
8 Josh Vidales	.225	24-24	89	14	20	2	3	0	10	28	.315	18	0	13	0	.352	1	4	5-6	34	72	1	.991	
40 Jonathan Davis	.221	20-19	68	6	15	5	0	0	9	20	.294	4	5	19	1	.304	2	2	1-1	6	33	5	.886	
27 Caleb Barker	.213	24-23	80	10	17	3	0	0	14	20	.250	8	1	15	3	.283	3	4	1-1	146	20	1	.994	
31 Jacob Campbell	.196	15-12	46	6	9	2	0	1	4	14	.304	3	2	13	1	.269	1	0	2-3	0	0	0	.000	
23 Ashford Fulmer	.180	20-16	50	8	9	0	1	1	6	14	.280	2	3	12	1	.255	0	1	1-1	32	1	0	1.000	

4 Kyle Kirk	.303	9-9	33	4	10	0	0	0	4	10	.303	2	0	8	0	.333	1	2	0-0	5	17	2	.917	
44 Price Jacobs	.100	8-3	10	0	1	0	0	0	1	1	.100	2	1	3	0	.308	0	1	2-3	1	0	0	1.000	
17 Daniel Smith	.000	3-1	4	0	0	0	0	0	0	0	.000	0	0	1	0	.000	0	0	0-0	5	0	1	.833	
5 Chris Waylock	.000	4-0	4	2	0	0	0	0	0	0	.000	0	0	2	0	.000	0	0	0-0	0	0	1	.000	
14 Daniel Poncedeleon	.000	1-1	0	0	0	0	0	0	0	0	.000	0	0	0	0	.000	0	0	0-0	8	12	0	1.000	
Totals	.265	24	761	113	202	29	12	4	101	267	.351	83	20	165	10	.348	13	29	28-38	612	273	25	.973	
Opponents	.284	24	793	111	225	35	1	11	103	295	.372	72	13	149	12	.349	9	19	18-26	611	263	31	.966	

LOB - Team (182), Opp (184). DPs turned - Team (16), Opp (14). CI - Team (1), Barker 1.

(C-USA games only Sorted by Earned run avg)

Player	era	w-l	app	qs	cq	sho	sv	ip	h	r	er	bb	so	2b	3b	hr	b/avg	wp	hp	bk	sfa	sha
28 Matt Hernandez	1.89	2-0	9	0	0	0/0	0	19.0	14	7	4	5	14	1	0	1	.219	2	2	0	1	4
36 Austin Pruitt	3.72	4-4	8	8	1	0/1	0	58.0	62	27	24	12	43	9	0	3	.278	5	1	0	0	7
14 Daniel Poncedeleon	4.15	5-1	8	8	1	0/0	0	52.0	52	27	24	23	35	8	0	2	.263	4	4	1	2	3
26 Jake Lemoine	4.37	1-2	6	4	0	0/0	0	22.2	30	12	11	13	17	4	0	1	.326	1	2	1	0	2
21 Aaron Garza	5.68	1-2	4	4	0	0/0	0	19.0	26	15	12	7	13	4	0	1	.325	1	0	0	3	3

17 Daniel Smith	0.00	0-0	1	0	0	0/0	0	1.2	1	0	0	1	1	0	0	0	.143	0	0	1	0	0
32 Jared West	0.00	0-0	1	0	0	0/0	0	1.0	1	0	0	2	0	0	0	0	.500	1	1	0	0	0
12 Ryan Bonnot	0.00	0-0	1	0	0	0/0	0	0.1	0	0	0	0	0	0	0	0	.000	0	0	0	0	0
35 Logan Piper	0.00	0-0	1	0	0	0/0	0	0.0	0	1	0	1	0	0	0	0		0	0	0	0	0
15 Chase Wellbrock	2.12	0-1	16	0	0	0/1	8	17.0	16	5	4	1	12	2	0	1	.254	1	0	0	2	0
29 Tyler Ford	5.87	0-1	6	0	0	0/0	1	7.2	7	5	5	1	7	2	0	0	.233	1	2	0	0	0
19 Ryan Vrugink	13.50	0-0	6	0	0	0/0	0	4.2	9	7	7	4	5	0	1	2	.391	1	1	1	1	0
25 Grant Slaughter	40.50	0-0	1	0	0	0/0	0	0.2	5	3	3	0	2	3	0	0	.714	0	0	0	0	0
38 Dylan Rucker	54.00	0-0	2	0	0	0/0	0	0.1	2	2	2	2	0	2	0	0	.667	0	0	0	0	0
Totals	4.24	13-11	24	24	2	1/1	9	204.0	225	111	96	72	149	35	1	11	.284	17	13	4	9	19
Opponents	4.20	11-13	24	24	2	3/3	7	203.2	202	113	95	83	165	29	12	4	.265	17	20	7	13	29

PB - Team (4), Smith 2, Barker 2, Opp (7). Pickoffs - Team (5), Barker 2, Pruitt 2, Hernandez 1, Opp (2).



HOUSTON BASEBALL

HOME RUN BREAKDOWN

	NO.	PLAYER (#)	OPPONENT (DATE)	RUNS	OUTS	COUNT	INNING	PITCHER (R/L)
	1	Justin Montemayor (1)	Northeastern (Feb. 15)	1	0	0-0	3	Chris Carmain (R)
	2	Justin Montemayor (2)	HBU (Feb. 27)	1	0	0-0	7	Matt Harding (R)
	3	Frankie Ratcliff (1)	vs. Texas A&M (March 1)	1	0	1-1	5	Kyle Marting (R)
% +	4	Jonathan Davis (1)	vs. Baylor (March 2)	4	0	3-1	1	Austin Stone (R)
	5	Jacob Campbell (1)	Texas A&M-CC (March 8)	2	2	0-1	4	Trevor Foss (R)
+	6	Caleb Barker (1)	Texas A&M-CC (March 8)	4	1	0-1	8	Thomas Casey (R)
	7	Caleb Barker (2)	Texas A&M-CC (March 10)	1	0	2-0	6	Adam Hoelscher (L)
%	8	Caleb Barker (3)	New Orleans (March 15)	3	0	2-0	1	Blake Prest (R)
	9	Frankie Ratcliff (2)	at Marshall (April 5)	3	0	1-0	2	Chase Boster (R)
%	10	Justin Montemayor (3)	at Marshall (April 7)	3	1	0-0	4	Michael Taylor (R)
	11	Ashford Fulmer (1)	at Marshall (April 7)	2	1	3-1	7	Alex Thackston (R)
^%	12	Jonathan Davis (2)	vs. Louisiana (April 30)	3	2	2-2	1	Matt Plitt (R)
	13	Jacob Campbell (2)	at McNeese State (May 7)	3	0	1-2	1	Tyler Parke (R)
	14	Jacob Campbell (3)	vs. UAB (May 11)	1	0	2-0	2	Sam Kelley (L)

- * - Pinch Hit Homerun
- # - Game-Tying Homerun
- ^ - Tie-Breaking Homerun
- @ - Game-Winning Homerun
- \$ - Inside the Park Homerun
- % - Gave Houston the Lead
- + - Grand Slam

HOUSTON BASEBALL

2013 TEAM GAME-BY-GAME



Date	Opponent	ab	r	h	rbi	2b	3b	hr	tb	bb	ibb	sb	cs	hbp	sac	sf	gdp	k	po	a	e	lob	avg
Feb 15	NORTHEASTERN	32	9	10	9	1	0	1	14	1	0	0	0	3	1	1	0	7	27	15	2	5	.312
Feb 16	NORTHEASTERN	32	4	9	3	0	0	0	9	6	0	3	0	1	1	0	0	13	27	14	1	12	.297
Feb 17	NORTHEASTERN	35	3	9	2	0	0	0	9	4	0	1	0	1	0	0	2	4	27	4	3	10	.283
Feb 19	at Sam Houston State	35	6	8	6	1	0	0	9	5	0	3	1	3	1	2	0	11	27	12	2	13	.269
Feb 22	at Texas State	32	1	4	0	0	1	0	6	5	0	0	0	0	0	0	0	9	24	9	2	9	.241
Feb 23	at Texas State	28	1	2	1	1	0	0	3	4	0	1	1	1	1	0	0	9	27	5	0	6	.216
Feb 24	at Texas State	38	4	13	4	4	0	0	17	1	0	1	1	1	3	2	0	13	30	15	1	11	.237
Feb 27	HOUSTON BAPTIST	34	10	12	9	4	1	1	21	4	0	3	1	1	0	2	0	3	27	8	1	7	.252
Mar 01	vs Texas A&M	38	7	12	7	2	0	1	17	4	1	0	1	1	1	0	0	7	27	11	2	10	.260
Mar 02	vs Baylor	24	15	6	13	1	0	1	10	14	0	1	1	1	2	2	1	1	21	6	0	7	.259
Mar 03	vs California	30	2	8	2	1	0	0	9	2	0	0	0	0	0	1	1	6	24	13	0	7	.260
Mar 05	PENN STATE	32	14	11	11	1	0	0	12	11	0	0	0	0	4	1	1	1	27	7	3	10	.267
Mar 06	PENN STATE	38	15	14	13	3	2	0	21	9	0	1	0	0	2	1	0	7	27	11	0	11	.276
Mar 08	TEXAS A&M-CC	37	13	16	11	3	0	2	25	3	0	1	0	0	2	0	0	6	27	13	0	5	.288
Mar 09	TEXAS A&M-CC	35	3	10	1	1	1	0	13	3	0	0	1	0	1	0	1	10	27	13	0	9	.288
Mar 10	TEXAS A&M-CC	30	3	6	3	0	0	1	9	1	0	0	0	0	0	0	0	2	27	15	2	4	.283
Mar 12	at Baylor	27	5	5	4	1	0	0	6	6	0	1	0	1	2	0	1	9	27	9	2	4	.278
Mar 15	NEW ORLEANS	42	13	18	11	2	2	1	27	5	0	3	0	1	1	0	0	5	27	10	1	12	.289
Mar 16	BAYLOR	32	3	12	3	0	0	0	12	4	0	2	0	1	3	0	0	6	27	10	3	13	.293
Mar 17	NEW ORLEANS	34	8	12	7	2	2	0	18	4	0	2	0	1	0	1	0	3	27	10	0	8	.296
Mar 19	TEXAS	34	4	8	4	2	0	0	10	4	0	3	0	0	0	0	1	7	27	12	2	10	.293
Mar 20	HARVARD	36	8	10	6	1	2	0	15	6	0	8	0	0	0	0	0	5	27	9	0	10	.293
*Mar 22	EAST CAROLINA	34	7	13	6	1	3	0	20	4	0	0	1	1	2	1	0	2	27	12	0	11	.296
*Mar 23	EAST CAROLINA	28	4	7	3	0	1	0	9	5	1	1	0	0	4	0	0	4	27	9	1	9	.295
*Mar 24	EAST CAROLINA	32	5	10	4	0	0	0	10	7	0	0	0	2	0	1	3	9	30	15	2	8	.296
Mar 26	at Lamar	29	3	4	3	1	0	0	5	3	0	1	0	0	0	1	0	9	24	10	3	3	.290
*Mar 29	at Memphis	29	3	4	3	0	0	0	4	3	0	0	0	1	1	1	0	12	27	11	2	5	.285
*Mar 31	at Memphis	22	2	3	2	0	0	0	3	3	0	1	0	0	1	0	0	12	21	11	0	3	.282
*Mar 31	at Memphis	23	0	5	0	1	0	0	6	2	0	0	1	0	2	0	0	6	18	8	1	6	.280
Apr 03	SAM HOUSTON STATE	32	1	5	1	0	0	0	5	3	0	0	0	0	0	0	0	5	27	15	1	7	.276
*Apr 05	at Marshall	43	13	18	11	3	0	1	24	6	1	2	0	0	0	1	1	12	24	11	1	10	.282
*Apr 06	at Marshall	29	0	2	0	1	0	0	3	1	0	1	0	1	0	0	0	12	24	15	1	4	.276
*Apr 07	at Marshall	39	9	13	9	0	0	2	19	7	1	5	0	1	2	0	0	9	27	10	0	13	.278
Apr 12	SETON HALL	32	1	7	1	1	1	0	10	0	0	1	0	1	0	0	1	11	27	8	5	5	.276
Apr 13	SETON HALL	27	4	5	4	2	0	0	7	4	0	3	0	3	1	0	1	6	27	9	1	7	.274
Apr 14	SETON HALL	33	1	6	1	2	0	0	8	3	0	2	0	0	0	0	0	5	27	10	4	8	.272
Apr 16	TEXAS SOUTHERN	30	12	9	12	3	0	0	12	10	0	3	0	2	1	0	1	4	27	10	0	7	.272
*Apr 19	RICE	32	8	10	8	1	2	0	15	5	1	1	0	0	2	1	0	7	27	15	1	8	.273
*Apr 20	RICE	27	0	3	0	1	0	0	4	4	0	0	1	1	3	0	0	11	27	18	0	8	.270
*Apr 21	RICE	26	1	6	1	1	0	0	7	1	0	0	0	0	1	0	0	3	21	8	1	6	.269
Apr 23	at Texas	30	0	4	0	1	0	0	5	3	0	0	0	0	0	0	1	5	24	6	0	6	.266
*Apr 26	at UCF	31	2	7	1	0	0	0	7	1	0	1	2	1	2	0	0	8	24	9	0	6	.265
*Apr 27	at UCF	30	4	5	3	0	1	0	7	5	0	2	0	0	4	0	0	8	24	16	0	8	.263
*Apr 28	at UCF	36	3	7	3	2	0	0	9	1	0	2	0	1	0	0	0	6	24	8	4	8	.261
Apr 30	LOUISIANA	32	6	12	6	1	1	1	18	3	1	4	1	1	0	1	1	8	27	8	0	7	.264
*May 03	at Tulane	31	4	9	4	2	1	0	13	5	0	2	1	2	0	2	0	7	27	15	0	9	.264
*May 04	at Tulane	36	3	11	3	1	1	0	14	3	1	1	0	0	0	1	2	2	24	12	2	10	.265
*May 05	at Tulane	28	3	4	3	2	0	0	6	3	0	2	0	3	3	0	0	4	27	9	0	7	.263
May 07	at McNeese State	38	11	14	10	1	0	1	18	4	0	3	1	1	1	0	0	8	27	12	0	6	.266
*May 10	UAB	37	7	13	7	3	0	0	16	6	1	1	0	1	0	1	0	7	27	11	2	11	.268
*May 11	UAB	35	11	14	9	3	1	1	22	5	0	0	2	2	1	1	0	2	27	6	2	9	.270
*May 12	UAB	35	9	9	8	2	0	0	11	2	0	4	1	2	0	1	1	3	27	6	2	7	.270
*May 16	SOUTHERN MISS	31	3	7	2	1	1	0	10	0	0	0	1	0	0	0	1	8	27	13	1	4	.269
*May 17	SOUTHERN MISS	33	7	11	6	3	0	0	14	2	1	2	0	0	1	1	0	4	27	13	2	6	.270
*May 18	SOUTHERN MISS	34	5	11	5	1	1	0	14	2	0	0	0	1	0	1	2	7	27	12	0	6	.272
May 23	vs East Carolina	37	9	13	8	1	0	0	14	4	1	1	0	1	4	0	2	5	27	14	1	10	.273
May 24	vs Southern Miss	36	2	12	1	2	0	0	14	1	0	0	1	0	0	0	3	7	27	14	0	8	.274
May 25	vs Tulane	34	2	9	2	0	0	0	9	6	0	2	0	1	1	0	1	6	27	12	1	13	.274
Totals		1886	316	517	280	75	25	14	684	233	10	82	20	47	62	28	29	388	1515	632	68	462	.274



HOUSTON BASEBALL

2013 STATISTICAL SUMMARY

Score by innings	1	2	3	4	5	6	7	8	9	EX	Total
Houston	53	45	43	34	31	36	31	24	15	4	316
Opponents	37	21	25	45	32	32	19	29	19	1	260

Record when ...			
Overall	36-22	After 6 leading	30-3
Conference	13-11 trailing	3-18
Non-Conference	23-11 tied	3-1
Home games	23-9	After 7 leading	30-1
Away games	10-10 trailing	2-19
Neutral site	3-3 tied	2-0
Day games	13-13	After 8 leading	30-1
Night games	23-9 trailing	2-18
vs Left starter	7-9 tied	2-0
vs Right starter	29-13		
1-Run games	10-5	Hit 0 home runs	25-21
2-Run games	7-2	... 1 home run	9-1
5+Run games	16-8	... 2+ home runs	2-0
Extra innings	2-0		
Shutouts	4-4	Opponent 0 home runs	27-13
	 1 home run	8-6
	 2+ HRs	1-3
Scoring 0-2 runs	2-13	Made 0 errors	14-8
..... 3-5 runs	13-7 1 error	9-6
..... 6-9 runs	12-1 2+ errors	13-8
..... 10+ runs	9-1		
Opponent 0-2 runs	17-1	Opp. made 0 errors	8-8
..... 3-5 runs	16-8 1 error	13-7
..... 6-9 runs	3-8 2+ errors	15-7
..... 10+ runs	0-5		
Scored in 1st inning	20-2	Out-hit opponent	21-3
Opp. scored in 1st	12-11	Out-hit by opponent	11-18
Scores first	24-3	Hits are tied	4-1
Opp. scores first	12-19		

Record when team scores:

Runs	0	1	2	3	4	5	6	7	8	9	10+
W-L	0-4	1-5	1-4	5-5	6-1	2-1	2-0	3-1	3-0	4-0	9-1

Record when opponent scores:

Runs	0	1	2	3	4	5	6	7	8	9	10+
W-L	4-0	5-1	8-0	8-1	5-6	3-1	1-4	1-1	1-1	0-2	0-5

Record when leading after:

Inn.	1	2	3	4	5	6	7	8
W-L	17-1	23-2	28-2	29-3	30-3	30-3	30-1	30-1

Record when trailing after:

Inn.	1	2	3	4	5	6	7	8
W-L	7-10	6-14	3-18	5-18	3-18	3-18	2-19	2-18

Record when tied after:

Inn.	1	2	3	4	5	6	7	8
W-L	12-11	7-6	5-2	2-1	3-1	3-1	2-0	2-0

Current losing streak: 2
 Longest winning streak: 10
 Longest losing streak: 6

Home attendance : 34959 (32 dates avg = 1092)
 Away attendance : 51390 (25 dates avg = 2055)
 Total attendance: 86349 (57 dates avg = 1514)

HOUSTON BASEBALL



2013 C-USA STANDINGS/RESULTS

(Final)

	C-USA				All Games						
	W-L	Pct.	H	A	W-L	Pct.	H	A	N	L-10	Streak
Rice	15-9	.625	7-5	8-4	44-20	.688	24-8	19-9	1-3	7-3	L 1
Southern Miss	15-9	.625	9-3	7-5	30-27	.526	19-12	8-12	3-3	5-5	L 2
East Carolina	14-10	.583	7-5	7-5	31-26	.544	18-14	12-9	1-2	6-4	W 1
Memphis	14-10	.583	8-4	6-6	35-24	.593	22-14	11-10	2-0	6-4	L 1
UCF	13-11	.565	7-5	6-6	29-30	.492	22-12	7-16	0-2	3-7	L 5
Houston	13-11	.565	8-4	5-7	36-22	.621	23-9	10-10	3-3	6-4	L 1
Tulane	11-13	.435	5-7	6-6	30-28	.517	16-16	10-11	4-1	5-5	W 2
UAB	7-17	.292	2-10	5-7	23-36	.390	13-14	7-18	3-3	5-5	W 1
Marshall	6-18	.250	5-7	1-11	20-34	.370	7-7	10-22	3-5	3-7	L 3

Date	Opponent	Score	Inns	Overall	C-USA	Pitcher of record	Attend	Time
* Mar 22, 2013	EAST CAROLINA	w 7-2	9	1-0-0	1-0-0	Poncedeleon (W 3-2)	1001	3:03
* Mar 23, 2013	EAST CAROLINA	w 4-3	9	2-0-0	2-0-0	Pruitt (W 5-1)	1141	2:23
* Mar 24, 2013	EAST CAROLINA	w 5-4	(10)	3-0-0	3-0-0	Hernandez (W 3-1)	1157	3:24
* Mar 29, 2013	at Memphis	w 3-1	9	4-0-0	4-0-0	Poncedeleon (W 4-2)	372	2:40
* Mar 31, 2013	at Memphis-1	w 2-0	7	5-0-0	5-0-0	Pruitt (W 6-1)	-	1:48
* Mar 31, 2013	at Memphis-2	L 0-1	7	5-1-0	5-1-0	Lemoine (L 4-1)	402	2:19
* Apr 05, 2013	at Marshall	L 13-19	9	5-2-0	5-2-0	Ford (L 2-1)	479	4:18
* Apr 06, 2013	at Marshall	L 0-4	9	5-3-0	5-3-0	Pruitt (L 6-2)	611	2:20
* Apr 07, 2013	at Marshall	w 9-1	9	6-3-0	6-3-0	Lemoine (W 5-1)	425	3:44
* Apr 19, 2013	#22 RICE	w 8-7	9	7-3-0	7-3-0	Poncedeleon (W 5-3)	1315	3:28
* Apr 20, 2013	#22 RICE	L 0-4	9	7-4-0	7-4-0	Pruitt (L 7-3)	1730	2:43
* Apr 21, 2013	#22 RICE	L 1-11	7	7-5-0	7-5-0	Lemoine (L 5-3)	1663	2:30
* Apr 26, 2013	at UCF	L 2-4	9	7-6-0	7-6-0	Poncedeleon (L 5-4)	1423	2:36
* Apr 27, 2013	at UCF	L 4-5	9	7-7-0	7-7-0	Pruitt (L 7-4)	1272	2:44
* Apr 28, 2013	at UCF	L 3-7	9	7-8-0	7-8-0	Garza (L 4-4)	1266	2:36
* May 03, 2013	at Tulane	w 4-3	9	8-8-0	8-8-0	Poncedeleon (W 6-4)	1896	3:16
* May 04, 2013	at Tulane	L 3-6	9	8-9-0	8-9-0	Pruitt (L 7-5)	1975	2:24
* May 05, 2013	at Tulane	w 3-2	9	9-9-0	9-9-0	Hernandez (W 4-1)	2395	2:56
* May 10, 2013	UAB	L 7-8	9	9-10-0	9-10-0	Wellbrock (L 0-1)	1035	3:20
* May 11, 2013	UAB	w 11-2	9	10-10-0	10-10-0	Pruitt (W 8-5)	1311	3:01
* May 12, 2013	UAB	w 9-4	9	11-10-0	11-10-0	Garza (W 5-4)	1196	2:50
* May 16, 2013	SOUTHERN MISS	w 3-2	9	12-10-0	12-10-0	Poncedeleon (W 7-4)	1485	2:41
* May 17, 2013	SOUTHERN MISS	w 7-5	9	13-10-0	13-10-0	Pruitt (W 9-5)	1296	3:05
* May 18, 2013	SOUTHERN MISS	L 5-6	9	13-11-0	13-11-0	Garza (L 5-5)	1131	3:15

* = Conference game

@ = Astros Foundation College Classic (MMP)

() extra inning game



2014 HOUSTON BASEBALL

SERIES RECORDS

All-Time Series Records.....33

All-Time Series34-39

Silver Glove Series (vs. Rice)40

HOUSTON BASEBALL



ALL-TIME SERIES RECORDS

Opponent	Total Games	W-L-T	Pct.	Current Streak	First Game	Last Game
Air Force	2	2-0-0	1.000	W2	1971	1971
Alabama	12	6-6-0	.500	W1	1976	2003
Arizona	4	2-2-0	.500	W2	1960	2001
Arizona State	15	3-12-0	.200	L7	1967	2010
Arkansas	64	27-37-0	.422	W4	1975	2012
Arkansas State	1	1-0-0	1.000	W1	1979	1979
Auburn	3	1-2-0	.333	L1	1976	1989
Baylor	150	63-87-0	.420	W3	1951	2013
Boston College	2	1-1-0	.500	W1	1953	1967
Bradley	5	3-2-0	.600	L2	1951	1959
Brooke Medical Center	3	0-3-0	.000	L3	1949	1951
California	7	5-2-0	.714	L1	1984	2013
Cal Poly	6	4-2-0	.666	W4	2009	2010
Cal-Poly Pomona	3	3-0-0	1.000	W3	1988	1988
Cal State Fullerton	11	2-9-0	.182	L2	1982	2004
Centenary	3	2-1-0	.667	L1	1981	1984
Central Michigan	15	11-4-0	.733	L1	1981	1991
Charlotte	29	21-8-0	.724	W1	1997	2005
Chicago State	2	2-0-0	1.000	W2	1990	1994
Cincinnati	31	25-6-0	.806	W1	1958	2005
College of Charleston						
Colorado State	2	2-0-0	1.000	W2	1990	1990
Cornell	8	8-0-0	1.000	W8	1974	1985
Corpus Christi State	4	3-1-0	.750	L1	1962	1963
Corpus Naval Station	2	2-0-0	1.000	W2	1951	1951
Creighton	2	1-1-0	.500	L1	1994	1994
Dallas	5	3-2-0	.600	L1	1963	1965
Dallas Baptist	8	5-3-0	.625	W1	1981	2008
Dartmouth	2	2-0-0	1.000	W2	1988	1988
Delaware	3	3-0-0	1.000	W3	2012	2012
Detroit	2	2-0-0	1.000	W2	1953	1953
East Carolina	44	21-22-1	.477	W4	2002	2013
East Texas Baptist	1	1-0-0	1.000	W1	1994	1994
Fresno State	1	1-0-0	1.000	W1	2002	2002
Galveston Beach Club	1	1-0-0	1.000	W1	1950	1950
Georgia Tech	1	1-0-0	1.000	W1	1990	1990
Hardin-Simmons	5	3-2-0	.600	W2	1949	1990
Harvard	1	1-0-0	1.000	W1	2013	2013
Houston Baptist	17	13-4-0	.765	W1	1966	2013
Incarnate Word	2	1-1-0	.500	W1	1995	1995
Indiana State	2	2-0-0	1.000	W2	1987	1994
Iowa State	7	5-2-0	.714	W3	1973	1989
Illinois	10	6-4-0	.600	L1	1990	2000
Illinois State	1	1-0-0	1.000	W1	1993	1993
Kansas	5	3-2-0	.600	W1	1958	1998
Kansas State	4	2-2-0	.500	W1	2004	2009
Kent State	3	2-1-0	.667	L1	2011	2011
Kentucky	1	1-0-0	1.000	W1	2011	2011
Lamar	77	50-27-0	.649	L1	1952	2013
Long Beach State	7	2-5-0	.286	L2	1990	2005
Louisiana-Lafayette	50	37-12-1	.740	W1	1948	2013
Louisiana-Monroe	12	9-2-1	.792	W1	1965	1991
Louisiana Tech	12	7-5-0	.583	W2	1971	1995
Louisville	26	17-9-0	.654	L2	1997	2005
Loyola Marymount	3	2-1-0	.667	W2	2005	2005
Loyola-New Orleans	5	1-4-0	.200	L2	1964	1976
LSU	40	21-19-0	.525	W1	1975	2006
Mankato State	2	2-0-0	1.000	W2	1991	1991
Marshall	28	21-7-0	.750	W1	2006	2013
Mary Hardin-Baylor	6	6-0-0	1.000	W6	1983	1985
McNeese State	59	46-13-0	.780	W3	1971	2013
Memphis	54	39-15-0	.722	L1	1997	2013
Miami	1	1-0-0	1.000	W1	2002	2002
Miami (Ohio)	1	1-0-0	1.000	W1	1986	1986
Michigan	9	8-1-0	.889	W8	1982	1998
Midwestern State	4	4-0-0	1.000	W4	1950	1950
Minnesota	25	10-13-2	.440	L1	1953	1987
Mississippi	8	1-7-0	.125	L4	1992	2012
Missouri	5	3-2-0	.600	W1	1988	2010
Monmouth	3	3-0-0	1.000	W3	2006	2006
Morningside	2	2-0-0	1.000	W2	1966	1966
Nebraska	59	31-27-1	.534	W7	1954	1978
Nebraska-Kearney	4	4-0-0	1.000	W4	1985	1987
New Mexico State	1	1-0-0	1.000	W1	2002	2002
New Orleans	3	2-1-0	.667	L1	1995	2013
New York Tech	9	8-0-1	.944	W3	1984	1990
Nicholls State	41	28-13-0	.683	W2	1961	1988
Northeastern	3	2-1-0	.667	L1	2013	2013
Northern Illinois	3	1-2-0	.333	L2	1969	1979

Opponent	Total Games	W-L-T	Pct.	Current Streak	First Game	Last Game
Northwestern State	35	25-10-0	.714	L2	1951	2007
Northwood Institute	1	1-0-0	1.000	W1	1989	1989
North Texas	13	13-0-0	1.000	W13	1984	1988
Notre Dame	1	1-0-0	1.000	W1	1985	1985
Ohio State	7	7-0-0	1.000	W7	1952	1999
Oklahoma	26	7-19-0	.269	L6	1953	2008
Oklahoma State	87	41-45-1	.466	W2	1951	2012
Oral Roberts	4	2-2-0	.500	W2	1987	2006
Pacific	6	2-4-0	.166	L3	2008	2009
Penn State	2	2-0-0	1.000	W2	2013	2013
Pepperdine	4	2-2-0	.500	L2	2003	2005
Pershing	5	1-4-0	.200	L4	1968	1968
Prairie View A&M	9	9-0-0	1.000	W9	1987	1993
Princeton	4	4-0-0	1.000	W4	2000	2007
Rice	171	71-100-0	.415	L2	1948	2013
Rutgers						
St. Edwards	18	17-0-1	.972	W5	1971	1993
St. Francis (Ill.)	23	18-5-0	.783	W3	1980	1989
Saint Louis	33	28-5-0	.848	W5	1952	2005
St. Mary's (Texas)	36	25-11-0	.694	W13	1958	1991
St. Thomas	15	14-1-0	.933	W9	1949	1969
Sacred Heart	1	1-0-0	1.000	W1	2008	2008
Sam Houston State	154	77-77-0	.500	L1	1947	2013
Santa Clara	3	2-1-0	.666	L1	2010	2010
San Diego	7	1-6-0	.143	W1	2004	2007
San Diego State	10	3-7-0	.300	L5	1982	2005
San Francisco	4	2-2-0	.500	L1	2008	2010
San Jose State	3	1-2-0	.333	L2	2000	2000
Schreiner	2	2-0-0	1.000	W2	1986	1994
Seton Hall	3	1-2-0	.333	L1	2013	2013
Shell Oil	1	1-0-0	1.000	W1	1951	1951
SMU	28	17-11-0	.607	L2	1972	1980
South Alabama	8	5-3-0	.625	L1	1977	1997
Southeastern Oklahoma St.	3	3-0-0	1.000	L3	1989	1989
Southern Illinois	3	1-2-0	.333	W1	1964	1964
Southern Miss	60	29-31-0	.483	L2	1990	2013
Southwestern	12	11-1-0	.917	W5	1984	1986
Stanford	2	0-2-0	.000	L2	1953	1967
Stephen F. Austin	48	37-11-0	.770	W2	1947	2011
Sul Ross State	5	3-2-0	.600	W2	1954	1966
Tampa	2	1-1-0	.500	W1	1994	1994
Tarleton State	3	3-0-0	1.000	W3	1994	1993
Temple						
Tennessee	1	1-0-0	1.000	W1	2012	2012
Texas	124	31-91-2	.250	L1	1958	2013
Texas A&M	166	56-109-1	.337	W2	1949	2012
Texas A&M-Commerce	3	2-1-0	.667	L2	1948	1949
Texas A&M-Corpus Christi	4	2-2-0	.500	W1	2012	2013
Texas-Arlington	9	8-1-0	.889	W4	1989	2011
TCU	99	52-45-2	.525	L2	1973	2011
Texas Lutheran	41	24-16-1	.598	L1	1954	1994
Texas-Pan American	47	25-21-1	.531	W3	1948	2009
Texas Southern	24	24-0-0	1.000	W24	1987	2013
Texas State	46	30-16-0	.652	W2	1984	2013
Texas Tech	86	44-42-0	.512	L4	1973	2012
Texas Wesleyan	12	8-4-0	.667	L1	1979	1994
Towson						
Trinity	21	13-8-0	.619	W3	1947	1985
Tulane	63	34-29-0	.540	L1	1986	2013
Tulsa	25	16-9-0	.640	L4	1951	1960
UAB	54	37-17-0	.685	W2	1997	2013
UC Santa Barbara	4	2-2-0	.500	W1	2003	2008
UC Irvine	7	2-5-0	.285	L4	2006	2009
UCF	34	20-14-0	.588	L6	1990	2013
UIC	1	1-0-0	1.000	W1	2008	2008
UCLA	1	1-0-0	1.000	W1	2004	2004
UConn						
UNC Greensboro	1	0-1-0	.000	L1	1997	1997
UNLV	1	0-1-0	.000	L1	1988	1988
USC	11	4-7-0	.364	W1	1978	2002
USF	27	17-10-0	.630	W2	1982	2005
UTSA	26	16-10-0	.615	W1	1992	2012
Vanderbilt	2	2-0-0	1.000	W2	1990	1999
Victoria Rosebuds	1	0-1-0	.000	L1	1950	1950
Washington	1	0-1-0	.000	L1	2003	2003
Washington State	1	0-1-0	.000	L1	1998	1998
Western Kentucky	13	6-7-0	.462	W2	1987	1990
Westmont College	2	2-0-0	1.000	W2	1989	1989
Wichita State	37	25-12-0	.676	W2	1951	2006
Wisconsin-Stevens Point	2	2-0-0	1.000	W2	1979	1979



HOUSTON BASEBALL

ALL-TIME SERIES

BAYLOR

(63-87)

H: 27-38 • A: 29-36 • N: 4-8

Unknown Sites: 3-5

3-9-51	aW	5-3
3-10-51	aL	4-6
3-9-53	hL	3-4
3-10-53	hL	6-11
1954	W	5-4
1954	L	5-8
1955	L	3-5
1955	W	5-2
1956	W	6-4
1956	L	7-8
1957	L	5-12
1957	L	6-13
3-8-58	hW	9-7
3-14-58	aW	10-7
3-7-59	aW	3-0
3-17-59	aL	2-9
3-6-64	hW	6-3
3-7-64	hL	3-4
4-9-65	hL	7-8
4-9-65	hL	3-15
4-10-65	hL	3-8
4-8-66	aL	3-4
4-9-66	aW	3-2
3-24-67	aW	4-2
3-25-67	aL	7-8
1968	aW	6-4
2-14-69	aW	5-2
3-13-70	hW	4-3
3-13-70	hW	4-3
3-14-70	hW	10-3
3-14-70	hL	3-6
3-5-71	aW	10-7
3-5-71	aW	8-4
3-6-71	aW	2-0
3-6-71	aL	1-2
4-25-72	hW	9-5
4-25-72	hW	3-2
4-26-72	hL	0-2
4-26-72	hL	7-8
4-6-73	aL	0-3
4-6-73	aL	1-2
4-7-73	aW	4-1
3-18-74	hL	3-4
3-19-74	hL	0-8
3-19-74	hL	2-4
3-14-75	aL	4-6
3-15-75	aL	2-13
3-15-75	aL	2-4
4-2-76	hL	1-4
4-2-76	hW	5-2
4-3-76	hW	2-1
4-1-77	aL	8-15
4-2-77	aW	5-0
4-2-77	aL	1-8
4-24-78	hW	6-5
4-25-78	hL	1-4
4-25-78	hL	11-14
5-13-78	nL (1)	4-8
5-14-78	nL (1)	3-11
4-23-79	aL	0-11
4-24-79	aW	7-2
4-24-79	aW	5-3
4-26-80	hL	3-5
4-26-80	hL	6-11
4-27-80	hL	4-8
3-14-81	aL	1-2
3-14-81	aW	16-6
3-15-81	aW	8-3
4-30-82	hW	4-3
5-1-82	hL	1-2
5-1-82	hW	3-2
4-22-83	aL	5-14
4-23-83	aL	0-3
4-23-83	aL	1-2
4-27-84	hW	6-5
4-28-84	hW	6-1

4-28-84	hL	5-10
4-19-85	aL	6-22
4-20-85	aW	10-5
4-20-85	aL	2-3
5-18-85	nW (6)	5-4
4-18-86	hL	0-5
4-19-86	hL	7-9
4-19-86	hL	4-5
4-10-87	aL	1-3
4-11-87	aW	9-0
4-11-87	aW	7-6
4-15-88	hL	6-20
4-16-88	hW	3-1
4-16-88	hL	3-4
4-7-89	aL	7-8
4-8-89	aL	2-7
4-8-89	aW	2-1
4-6-90	hL	2-5
4-7-90	hW	3-2
4-7-90	hW	5-4
4-12-91	aL	6-8
4-14-91	aL	1-5
4-14-91	aW	5-0
2-15-92	hL	2-4
2-15-92	hL	5-6
2-16-92	hW	4-2
3-27-92	aL	1-5
3-28-92	aW	3-1
3-28-92	aW	7-5
5-1-93	hL	3-4
5-2-93	hL	3-10
5-2-93	hL	8-13
4-29-94	aL	3-5
4-30-94	aL	2-6
4-30-94	aL	5-6
3-18-95	hL (2)	1-2
4-28-95	hL	4-5
4-29-95	hW	7-5
4-29-95	hW	5-3
3-16-96	hW (2)	7-5
4-12-96	aL	3-8
4-13-96	aW	2-0
4-13-96	aL	12-13
4-2-97	aW	12-5
4-29-97	hW	13-5
4-7-98	aL	7-17
4-28-98	hL	2-7
2-21-99	hL (3)	2-8 (22)
3-2-99	hL	2-7
3-30-99	aL	4-13
3-28-00	aW	4-3
4-18-00	hW	13-2
2-2-01	nL (4)	7-16
3-6-01	aL	4-16
4-4-01	hL	6-10
5-25-01	nL (5)	1-7
2-8-02	nW (4)	3-2
2-20-02	hW	10-4
3-14-02	aW	5-4
2-14-03	nL (4)	4-14
3-11-03	aL	4-15
4-30-03	aL	4-5 (10)
3-2-04	hW	10-4
2-11-05	nL (4)	6-8
4-5-05	aW	9-3
3-14-06	hW	5-3
2-9-07	nW (7)	4-2
4-3-07	aL	6-12
2-27-09	nL (7)	2-3
3-4-11	nL (7)	2-5
3-27-12	hL	5-14
3-2-13	nW (8)	15-4 (7)
3-12-13	aW	5-3
3-16-13	hW	3-2

- 1 - SWC Tournament (Austin, Texas);
- 2 - SWC First Pitch Tournament;
- 3 - Adams' Mark/Houston Invitational (Cougar Field, Houston);
- 4 - Minute Maid Park College Classic (Minute Maid Park, Houston);

5 - NCAA Houston Regional (Reckling Park);

6 - SWC Tournament (Fayetteville, Ark.);

7 - Houston College Classic (Minute Maid Park, Houston)

8 - Astros Foundation College Classic (Minute Maid Park, Houston)

UH-Baylor Series Notes

Total Runs	Baylor 882, UH 703
Most Combined Runs	28 (6-22, 4/19/85)
Biggest Win	11, 2x (15-4, 3/2/13, 13-2, 4/18/00)
Biggest Loss	16 (6-22, 4/19/85)
Long UH Win Streak	5 games (1968 - March 14, 1970, G2)
Long UH Loss Streak	8 games (May 1, 1993 - April 29, 1995)
UH in 1-run Games	19-20
UH in Extra-Inning Games	0-2

CINCINNATI

(25-6)

H: 12-4 • A: 12-2 • N: 1-0

1958	hL	3-5
1958	hW	4-1
1958	hL	1-3
1960	hW	5-2
5-10-97	aW	9-0
5-10-97	aW	7-2
5-11-97	aW	14-5
4-10-98	hW	14-0
4-11-98	hW	7-0
4-12-98	hW	5-0
4-30-99	aW	19-10
5-1-99	aW	6-4
5-2-99	aW	11-7
4-14-00	hW	2-0
4-15-00	hL	4-6
4-16-00	hW	9-2
5-21-00	nW (1)	7-4
3-30-01	aL	5-12
3-31-01	aW	5-4
4-1-01	aW	6-3
4-19-02	hW	10-2
4-20-02	hL	10-11 (12)
4-21-02	hW	10-1
3-21-03	aW	13-2
3-22-03	aW	13-6
3-23-03	aW	16-3
4-23-04	hW	17-0
4-24-04	hW	7-6
4-25-04	hW	6-3
4-3-05	aL	1-2 (7)
4-3-05	aW	14-1 (7)

1 - C-USA Tournament (St.Petersburg, Fla.)

UH-Cincinnati Series Notes

Total Runs	UH 260, Cincinnati 107
Most Combined Runs	29 (19-10, 4/30/99)
Biggest Win	17 (17-0, 4/23/04)
Biggest Loss	7 (5-12, 3/30/01)
Long UH Win Streak	5 games (1968 - March 14, 1970, G2)
Long UH Loss Streak	11 games (1960 - April 14, 2000)
UH in 1-run Games	2-2
UH in Extra-Inning Games	0-1

COLLEGE OF CHARLESTON

First All-Time Meeting

LAMAR

(50-27)

H: 27-11 • A: 18-13 • N: 0-1

Unknown Sites: 5-2

1952	L	3-7
3-18-53	W	12-2
4-14-53	W	6-4
1967	W	10-4
1967	W	12-2
3-15-68	L	2-9
1968	W	6-0
4-13-70	hW	6-0
4-13-70	hL	0-3
3-17-71	aL	1-2
3-17-71	aW	2-0
4-27-71	hW	5-3
4-27-71	hW	4-2
4-4-72	hW	5-1
4-4-72	hW	3-0
1974	hL	2-5
1974	hW	7-4
3-25-75	aL	1-5
3-25-75	aL	1-5
4-23-75	hW	7-5
3-2-76	hL	3-6
3-2-76	hW	9-7
3-1-77	hL	4-7
3-1-77	hL	5-10
3-21-78	aW	7-5
3-21-78	aL	4-5
3-20-84	hL	1-16
3-21-84	aW	8-4
2-26-85	hW	10-7
2-26-85	hW	10-2
5-12-85	hW	13-0
5-12-85	hW	10-6
5-25-85	nL (1)	9-10
2-23-87	hL	3-2
2-23-87	hL	3-4
4-21-87	aW	9-5
4-21-87	aW	1-0
4-19-88	aL	4-5
4-26-88	hW	15-14
4-18-89	hW	8-4
4-25-89	aW	6-3
4-25-89	aW	1-0
2-7-90	aW	8-0
3-27-90	hL	2-4
4-24-90	aW	17-5
2-20-91	aW	6-4
4-23-91	hW	6-1
4-23-91	hW	2-0
4-30-91	aL	2-5
2-11-92	aW	7-6
3-31-92	aW	6-3
4-28-92	hL	10-11
2-23-93	hW	4-2
3-30-93	aL	1-7
3-29-94	hW	9-5
4-19-94	aW	3-1
3-14-95	hW	5-4 (10)
5-2-95	aW	13-8
2-20-96	hW	12-8
3-12-96	aL	8-9
4-2-96	hL	5-2
4-30-96	aW	8-7
4-16-97	hW	13-6
4-30-97	aL	4-6
2-28-06	aL	4-5
3-7-06	hW	4-3
3-6-07	hW	7-1
3-27-07	aW	17-10 (10)
4-29-08	aW	3-2
3-17-09	aW	4-2
4-22-09	hL	3-12
4-21-10	aL	6-7
4-28-10	hW	8-7(11)
4-6-11	aL	2-5
4-27-11	hL	4-7
4-10-12	hW	4-3

HOUSTON BASEBALL

ALL-TIME SERIES



3-26-13 aL 3-6
1 - NCAA Central Regional (Austin, Texas)

UH-Lamar Series Notes

Total Runs: UH 458, Lamar 359
Most Combined Runs: 29 (15-14, 4/26/88)
Biggest Win: 13 (13-0, 5/12/85, G1)
Biggest Loss: 15 (1-16, 3/20/84)
Long UH Win Streak: 5 games, four times
(Most recently March 7, 2006 - March 17, 2009)
Long UH Loss Streak: 2 games, seven times
(Most recently April 6, 2011 - April 27, 2011)
UH in 1-run Games: 11-8
UH in Extra-Inning Games: 3-0

LOUISVILLE

(17-9)

H: 8-4 • A: 8-4 • N: 1-1

4-4-97 aL 3-8
4-5-97 aW 12-6
4-6-97 aW 7-4
4-24-98 hW 5-0
4-25-98 hW 9-5
4-26-98 hL 3-8
3-19-99 aW 5-0
3-20-99 aW 15-2
3-21-99 aW 13-11
5-5-00 hW 14-2
5-6-00 hW 5-2
5-7-00 hW 5-2
5-17-00 nW (1) 4-3
4-27-01 aW 8-2
4-28-01 aL 3-4
4-29-01 aL 2-4
5-17-01 nL (2) 5-6
5-2-03 hW 8-3
5-30-03 hL 6-8
5-4-03 hW 9-7
5-15-04 aW 12-2
5-15-04 aL 5-7
5-16-04 aW 8-4
4-8-05 hW 5-1
4-9-05 hL 2-3
4-10-05 hL 6-10

1 - C-USA Tournament (St. Petersburg, Fla.);
2 - C-USA Tournament (New Orleans, La.)

UH-Louisville State Series Notes

Total Runs UH 179, Louisville 114
Most Combined Runs 24 (13-11, 3/21/99)
Biggest UH Win 13 (15-2, 3/20/99)
Biggest UH Loss 5, 2x (3-8, 4/4/97, 4/26/98)
Long UH Win Streak 8 games
(March 19, 1999 - April 27, 2001)
Long UH Loss Streak 3 games
(April 28, 2001 - May 17, 2001)
UH in 1-run Games 1-3
UH in Extra-Inning Games n/a

MCNEESE STATE

(44-13)

H: 36-8 • A: 8-5 • N: 0-0

3-15-71 hW 4-2
3-15-71 hL 0-6
3-13-72 hW 4-2
3-13-72 hW 6-2
1973 hW 9-1
1973 hW 9-3
1974 hW 2-0
1974 hW 6-3
3-10-75 hW 4-3
3-10-75 hW 3-2
4-1-75 aL 1-3
4-1-75 aL 4-5
3-23-76 hL 3-4
3-23-76 hW 4-2
3-22-77 hW 6-0

3-22-77 hW 4-3
3-14-78 hW 9-3
3-14-78 hW 11-10
2-19-80 hW 6-5
2-19-80 hW 9-4
2-20-81 hW 3-0
2-20-81 hW 9-2
3-2-82 hW 10-1
3-2-82 hW 5-4
3-7-84 hW 4-3
3-7-84 hW 6-4
3-5-85 hW 14-6
3-5-85 hW 6-0
2-18-86 hW 9-0
2-18-86 hW 13-3
2-23-89 hW 9-6
2-23-90 aL 5-7
2-10-91 hL 9-10
2-12-92 aL 9-14 (11)
3-25-92 hW 17-3
2-15-93 hL 4-12
2-9-94 aW 5-4
3-5-94 hL 7-18
2-8-95 aL 1-2
3-4-95 hL 1-5
3-5-95 hW 3-2
3-5-95 hW 4-1
2-13-96 aW 7-1
3-6-96 hL 7-14
2-11-97 hW 10-6
3-5-97 aW 9-5 (11)
3-12-02 hW 7-6
4-4-06 hW 12-8
4-11-06 aW 11-1
2-20-07 hW 12-4
5-1-07 aW 5-4
3-25-08 aW 11-1
4-22-08 hW 7-4
3-8-11 hL 2-10
3-16-11 aW 14-11
4-3-12 hW 4-1
5-7-13 aW 11-5

UH-McNeese State Series Notes

Total Runs UH 375, McNeese St. 250
Most Combined Runs 25, twice
(Most recently, 14-11, 3/16/11)
Biggest UH Win 14 (17-3, 3/25/92)
Biggest UH Loss 11 (7-18, 3/5/94)
Long UH Win Streak 18 games
(March 23, 1976, G2 - Feb. 23, 1990)
Long UH Loss Streak 3 games, three times
(Most recently March 5, 1994 - March 5, 1995, G1)
UH in 1-run Games 11-4
UH in Extra-Inning Games 2-0

MEMPHIS

(38-13)

H: 20-4 • A: 16-8 • N: 2-1

4-18-97 aW 9-2
4-19-97 aW 7-5
4-20-97 aL 2-8
5-8-98 hW 6-0
5-9-98 hW 10-3
5-10-98 hW 9-3
5-13-98 nW (1) 3-2
4-2-99 aW 10-0
4-3-99 aW 20-5
4-4-99 aL 12-13
4-21-00 hW 7-1
4-22-00 hW 8-2
4-23-00 hW 8-1
3-23-01 aW 3-1
3-24-01 aW 9-5
3-25-01 aW 10-2
4-12-02 hW 15-1
4-13-02 hW 15-3
4-14-02 hW 16-6
5-9-03 aL 1-4

5-10-03 aW 11-8
5-11-03 aL 6-9
5-7-04 hW 9-2
5-8-04 hW 6-2
5-9-04 hW 8-6
3-18-05 aW 6-0
3-19-05 aL 6-9
3-20-05 aW 11-1
4-21-06 hW 3-2
4-22-06 hW 7-1
4-23-06 hW 8-7 (16)
5-11-07 aW 11-7
5-12-07 aL 10-16
5-13-07 aW 10-5
5-23-07 nL (2) 4-12
5-2-08 hW 7-4
5-3-08 hW 7-4
5-4-08 hW 5-4
4-17-09 aW 1-0
4-18-09 aL 1-3
4-19-09 aW 8-5
4-16-10 hW 10-7
4-17-10 hL 2-8
4-18-10 hW 8-6
5-19-11 aL 3-6
5-20-11 aL 0-4
5-21-11 aW 14-0 (7)
5-17-12 hL 3-15
5-18-12 hL 7-8 (11)
5-19-12 hL 0-11
5-25-12 nW (3) 7-3
3-29-13 aW 3-1
3-31-13 aW 2-0
3-31-13 aL 0-1 (7)

1 - C-USA Tournament (New Orleans, La.);
2 - C-USA Tournament (Greenville, N.C.);
3 - C-USA Championship (Pearl, Miss.)

UH-Memphis Series Notes

Total Runs: UH 381, Memphis 229
Most Combined Runs: 26, (10-16, 5/12/07)
Biggest UH Win: 15 (20-5, 4/3/99)
Biggest UH Loss: 11 (0-11, 5/19/12)
Last UH Series Win (Home): May 16-18, 2010
Last UH Series Win (Road): March 29-31, 2013
Last UH Series Loss (Road): May 19-21, 2011
Last UH Sweep (Home): May 2-4, 2008
Last UH Sweep (Road): March 23-25, 2001
Long UH Win Streak: 9 games
(April 21, 2000 - May 9, 2003)
UH in 1-run Games: 5-3
UH in Extra-Inning Games: 1-0

MICHIGAN

(8-1)

H: 8-0 • A: 0-1

3-13-82 hL 3-5
3-14-82 hW 6-2
3-2-96 hW 11-4
3-3-96 hW 5-4
3-4-96 hW 11-4
3-5-96 hW 9-4
3-6-98 hW 10-5
3-7-98 hW 10-9
3-8-98 hW 12-10

UH-Michigan Series Notes

Total Runs: UH 77, Michigan 47
Most Combined Runs: 22, (12-10, 3/8/98)
Biggest UH Win: 7 (11-4, 3/2/96, 3/4/96)
Biggest UH Loss: 2 (3-5, 3/13/82)
Last UH Series Win (Home): March 6-8, 1998
Last UH Series Win (Road): n/a
Last UH Sweep (Road): n/a
Last UH Sweep (Home): March 6-8, 1998
Last UH Sweep (Road): n/a
Long UH Win Streak: 8 games
(March 14, 1982 - present)
UH in 1-run Games: 2-0
UH in Extra-Inning Games: n/a

NICHOLLS STATE

(28-13)

H: 22-5 • A: 3-2

Unknown Sites: 3-6

1961 hW 4-2
1961 hL 2-3
1962 aW 4-2
1962 hW 1-0
1962 hW 5-0
1962 hW 6-4
1963 hL 1-3
1963 hL 3-4
1964 W 6-1
1964 L 2-5
1965 hW 6-1
1965 hW 7-3
1966 W 5-2
1966 L 2-6
2-27-69 L 3-5
2-27-69 L 2-7
2-28-69 W 3-2
2-28-69 L 5-10
1970 hL 3-10
1970 hW 5-3
1970 hW 5-4
1970 hW 3-0
1972 hW 5-3
1972 hW 3-0
3-4-72 hW 6-3
3-4-72 hL 3-4
1974 hW 7-5
1974 hW 8-7
1974 hW 10-8
1974 L 1-7
2-26-77 aW 3-2
2-27-77 aW 7-0
2-28-78 hW 9-5
2-28-78 hW 5-3
3-2-85 hW 10-2
3-2-85 hW 3-2
3-3-85 hW 17-2
3-11-86 aL 0-2
3-11-86 aL 2-6
4-8-87 hW 9-8
3-20-88 hW 21-4

UH-Nicholls State Series Notes

Total Runs: UH 212, Nicholls State 150
Most Combined Runs: 25, (21-4, 3/20/88)
Biggest UH Win: 17 (21-4, 3/20/88)
Biggest UH Loss: 7 (3-10, 1970)
Last UH Series Win (Home): March 2-3, 1985
Last UH Series Win (Road): Feb. 26-27, 1977
Last UH Series Loss (Road): March 11, 1986
Last UH Sweep (Home): March 2-3, 1985
Last UH Sweep (Road): Feb. 26-27, 1977
Long UH Win Streak: 7 games
(Feb. 26, 1977 - March 3, 1985)
UH in 1-run Games: 7-3
UH in Extra-Inning Games: n/a

PEPPERDINE

(2-2)

H: 1-2 • A: 1-0 • N: 0-0

2-8-03 aW (1) 2-0
2-18-05 hW 5-3
2-19-05 hL 3-6
2-20-05 hL 12-18

1 - Battle at the Beach (Malibu, Calif.)

UH-Pepperdine Series Notes

Total Runs: Pepperdine 27, UH 22
Most Combined Runs: 30, (12-18, 2/20/05)
Biggest UH Win: 2, 2x (2-0, 2/8/03; 5-3, 2/18/05)
Biggest UH Loss: 6 (12-18, 2/20/05)
Last UH Series Win (Home): n/a
Last UH Series Win (Road): n/a



HOUSTON BASEBALL

Last UH Series Loss (Road):	n/a
Last UH Sweep (Home):	n/a
Last UH Sweep (Road):	n/a
Long UH Win Streak:	2 games
(Feb. 8, 2003 - Feb. 18, 2005)	
UH in 1-run Games:	n/a
UH in Extra-Inning Games:	n/a

PRAIRIE VIEW A&M

(9-0)

H: 8-0 • A: 0-0 • N: 1-0

2-10-87	hW	11-0
2-10-87	hW	4-0
2-18-87	hW	18-1
2-18-87	hW	32-0
2-16-88	hW	12-1
2-16-88	hW	13-1
4-3-90	hW	11-0
4-3-90	hW	7-1
2-20-93	nW	13-3

1 - Edinburg, Texas

UH-Prairie View A&M Series Notes

Total Runs:	UH 121, Prairie View A&M 7
Most Combined Runs:	32, (32-0, 2/18/87)
Biggest UH Win:	32 (32-0, 2/18/87)
Biggest UH Loss:	n/a
Last UH Series Win (Home):	April 4, 1990
Last UH Series Win (Road):	n/a
Last UH Series Loss (Road):	n/a
Last UH Sweep (Home):	April 4, 1990
Last UH Sweep (Road):	n/a
Long UH Win Streak:	9 games
(Feb. 10, 1987 - present)	
UH in 1-run Games:	n/a
UH in Extra-Inning Games:	n/a

RUTGERS

First All-Time Meeting

SAM HOUSTON STATE

(77-77)

H: 36-30 • A: 26-31 • N: 2-0

Unknown Sites: 13-16

1947	L	0-3
1947	L	7-8
1948	L	7-8
1948	L	6-7
1949	L	2-4
1949	L	0-2
1950	L	2-3
1950	L	2-5
4-14-51	aW	4-0
4-18-51	aW	9-4
1952	W	11-4
1952	W	13-1
1952	L	0-3
3-13-53	L	2-4
4-20-53	W	10-7
1954	W	2-1
1954	W	5-1
1955	W	7-1
1955	L	4-16
1956	W	6-4
1956	W	3-1
1956	L	0-6
1957	L	1-2
1957	L	2-7
1957	W	8-4
1958	aL	0-12
1958	aW	2-0
1958	aW	3-1
1959	hL	2-3
1959	hL	2-5
1960	aL	0-10
1960	aL	1-5
1960	aW	5-0

1960	hL	4-6
1960	hW	4-2
1961	aL	1-6
1961	aL	8-9
1961	hW	1-0
1962	aL	5-6
1962	aL	8-13
1962	hW	4-1
1962	hL	0-7
1963	hL	2-7
1963	hL	3-7
1964	aL	4-8
1964	hL	4-6
1964	hL	0-3
1964	aW	3-1
1965	hL	2-3
1965	hL	0-2
1965	aL	2-13
1965	aW	7-6
1966	aL	2-11
1966	hW	4-2
1967	L	0-3
1967	W	1-0
4-19-68	W	7-5
1968	L	2-6
4-25-69	hL	0-3
4-25-69	hL	4-7
4-29-69	aL	1-5
1969	aL	0-4
4-4-72	hL	1-18
1972	hL	2-3
4-8-72	hL	0-11
4-8-72	hL	4-7
4-3-73	hW	3-1
4-3-73	hL	5-7
1974	aL	2-6
1974	aL	7-8
3-9-76	hW	7-6
3-9-76	hW	7-1
1976	aW	2-1
1976	aL	5-6
3-15-77	hW	2-0
3-15-77	hW	10-3
4-12-77	hL	0-2
4-12-77	hL	1-3
1978	aL	5-6
1978	aW	6-5
1978	W	4-2
1978	W	4-2
2-20-79	hL	4-6
2-20-79	hW	5-3
1979	aW	4-3
1979	aL	0-11
3-18-80	hL	5-7
3-18-80	hL	2-4
4-1-80	aL	2-5
4-1-80	aL	4-6
5-11-82	hW	2-1
5-11-82	hW	9-0
2-28-84	aL	7-10
2-28-84	aL	2-4
2-29-84	hL	6-7
2-29-84	hW	11-7
3-26-85	hW	6-5
3-26-85	hL	3-9
4-8-86	aL	1-3
4-8-86	aL	1-3
3-10-87	hW	4-2
3-31-87	aW	6-2
5-22-87	nW (2)	8-4
5-23-87	nW (2)	4-0
2-23-88	hW	7-3
4-13-88	aL	3-4
2-22-89	hW	11-5
2-14-90	hW	17-2
2-14-90	hW	3-1
4-16-90	aW	5-2
4-16-90	aW	7-4
2-13-91	hW	14-12
2-24-91	hL	4-7

4-2-91	aW	10-4
4-10-91	aW	4-0
2-18-92	hW	6-3
4-14-92	aL	3-4
3-16-93	hL	5-9
4-6-93	aW	6-5
2-22-94	hW	3-2
4-12-94	aW	6-5
2-22-95	hW	10-2
4-11-95	aW	2-1
2-14-96	hL	6-7
4-9-96	aW	20-5
3-4-97	aL	8-9
4-23-97	hW	7-0
3-3-98	aW	13-6
4-29-98	hL	4-10
2-3-99	hW	11-2
3-10-99	aL	5-7
5-4-99	hW	10-4
2-20-00	hW (1)	7-4
4-24-02	hW	6-1
3-25-03	aW	7-3
4-27-04	hW	10-5
3-8-05	hW	4-0
4-19-05	aW	6-2
4-26-06	hW	4-3
5-16-06	aW	10-4
2-13-07	hW	16-9
5-15-07	aW	6-4
3-12-08	aW	14-8
4-16-08	hW	9-6
3-10-09	hL	16-18
4-14-09	aL	2-11
4-6-10	hW	4-2
4-27-10	aL	3-5
3-15-11	hW	9-3
4-12-11	aL	0-9
3-13-12	hW	12-2
4-17-12	aL	4-5
2-19-13	aW	6-3
4-3-13	hL	1-4

1 - Houston Hilton Plaza Invitational;
2 - NCAA Central Regional (Austin, Texas)

UH-Sam Houston State Series Notes

Total Runs:	UH 750, SHSU 730
Most Combined Runs:	34 (16-18, 3/10/09)
Biggest UH Win:	15, twice
(Most recently 20-5, 4/9/96)	
Biggest UH Loss:	17 (1-18, 4/4/72)
Long UH Win Streak:	13 games
(May 4, 1999 - April 16, 2008)	
Long UH Loss Streak:	9 games
(1968 - April 3, 1973, G1)	
UH in 1-run Games:	14-19
UH in Extra-Inning Games:	n/a

TEMPLE

First All-Time Meeting

TEXAS

(31-91-2)

H: 18-31-1 • A: 12-52-1 • N: 2-7

5-30-58	aL (1)	2-3
5-31-60	aW (1)	4-2
5-18-66	aT (2)	4-4
5-19-66	aW (2)	5-4
5-21-66	nL (2)	3-9
5-21-66	nL (2)	5-8
5-16-67	hW (2)	11-8
5-18-67	hL (2)	1-5
5-19-67	hW (2)	4-3
3-5-70	aL	1-2
3-5-70	aW	6-2
4-19-71	hL	0-7
4-19-71	hW	3-0
3-10-72	aL	2-9
3-10-72	aL	0-7

3-11-72	aL	2-8
3-11-72	aL	1-5
3-30-73	hL	1-3
3-30-73	hL	5-11
3-31-73	hW	2-1
3-1-74	aL	7-8
3-2-74	aL	2-6
3-2-74	aL	3-20
2-28-75	hL	7-8
3-1-75	hL	2-9
3-1-75	hL	4-17
4-16-76	hL	1-4
4-17-76	hW	10-1
4-17-76	hL	4-5
4-18-77	aW	4-0
4-18-77	aL	3-12
4-19-77	aL	0-4
3-10-78	hW	6-1
3-11-78	hL	3-14
3-11-78	hW	7-6
3-9-79	aL	3-6
3-11-79	aL	1-3
3-11-79	aL	0-2
4-11-80	hL	2-5
4-12-80	hL	0-8
4-12-80	hL	6-8
3-27-81	aL	7-8
3-28-81	aL	6-7 (8)
3-28-81	aL	3-4
5-17-81	aL (3)	3-9
3-26-82	hW	4-3
5-16-82	nL (4)	5-10
4-29-83	aW	4-3
4-30-83	aW	4-3
4-30-83	aL	2-12
3-24-84	hL	3-4
3-24-84	hL	0-19
3-25-84	hL	10-12
5-4-85	aL	0-8
5-4-85	aL	4-15
5-5-85	aL	9-11
5-17-85	aL (3)	0-5
5-19-85	aL (3)	6-14
5-24-85	aL (5)	2-9
5-2-86	hL	0-1
5-3-86	hW	5-3
5-3-86	hW	4-2
4-24-87	aL	2-15
4-25-87	aL	2-4
4-25-87	aL	4-7
5-15-87	aL (3)	3-4
5-23-87	aL (5)	3-15
5-24-87	aL (5)	4-13
4-30-88	hL	2-14
5-1-88	hL	2-12
5-1-88	hT	6-6
4-21-89	aL	2-5
4-22-89	aL	3-9
4-22-89	aL	8-10
4-20-90	hW	7-5
4-21-90	hL	3-5
4-21-90	hL	5-15
5-17-90	aL (3)	1-9
5-19-90	aL (3)	4-6
4-26-91	aL	3-16
4-27-91	aL	0-10
4-27-91	aL	2-3 (14)
3-13-92	hW	5-2
3-14-92	hL	1-6
3-14-92	hW	11-4
4-17-92	aL	3-4
4-18-92	aW	4-1
4-18-92	aL	0-4
4-20-93	aW	4-1 (7)
4-20-93	aL	7-8
4-21-93	aL	5-8
3-25-94	hL	7-13
3-26-94	hW	7-2
3-26-94	hL	7-2
3-19-95	hL	4-5

HOUSTON BASEBALL



3-24-95	aL	5-6
3-25-95	aL	2-5
3-25-95	aL	6-13
3-17-96	hL	7-22
4-6-96	hL	1-6
4-6-96	hL	5-10
4-7-96	hL	3-11
2-18-97	aL	13-14
3-18-98	hW	5-4
3-31-98	hL	2-3
2-16-99	aW	12-9 (12)
3-24-99	aL	1-5
4-6-99	hW	12-6
5-29-99	hW (6)	8-5
2-4-00	aL	1-2 (11)
2-5-00	aW	8-2
2-6-00	aL	1-7
2-29-00	hL	7-8
2-3-01	nW	3-2
2-9-02	nL	6-7
6-7-02	aW (7)	2-0
6-8-02	aL (7)	2-17
6-9-02	aL (7)	2-5
2-15-04	nL	5-6
2-10-06	nL	1-3
3-2-08	nL	7-8 (10)
3-6-10	nW(8)	1-0
3-19-13	hW	4-3
4-23-13	aL	0-4

- 1 - NCAA District 5 Playoffs;
- 2 - NCAA District 6 Playoffs;
- 3 - SWC Tournament (Austin, Texas);
- 4 - SWC Tournament (College Station, Texas);
- 5 - NCAA Central Regional (Austin, Texas);
- 6 - NCAA Houston Regional (Houston, Texas);
- 7 - NCAA Austin Super Regional (Austin, Texas)
- 8 - Houston College Classic (Minute Maid Park, Houston, Texas)

UH-Texas Series Notes

Total Runs:	Texas 846, UH 481
Most Combined Runs:	29 (7-22, 3/17/96)
Biggest UH Win:	9 (10-1, 4/17/76)
Biggest UH Loss:	17 (3-20, 3/2/74)
Last UH Series Win (Home):	March 13-14, 1992
Last UH Series Win (Road):	April 29-30, 1983
Last UH Series Loss (Home):	April 6-7, 1996
Last UH Series Loss (Road):	Feb. 4-6, 2000
Last UH Sweep (Home):	April 4-6, 1996
Last UH Sweep (Road):	March 24-25, 1995
Last Time Swept by (Home):	April 4-6, 1996
Long UH Win Streak:	2 games, 3 times, Most recently April 6 - May 29, 1999
Long UH Loss Streak:	11 games (March 30, 1983 - May 2, 1986)
UH in 1-run Games:	11-20
UH in Extra-Inning Games:	1-3

TEXAS A&M

(56-109-1)

H: 21-10-1 • A: 24-44 • N: 6-6

Unknown Sites: 6-19

1949	L	0-6
1949	L	0-7
1950	L	4-7
1950	L	4-8
3-14-51	L	1-3
3-17-51	hW	7-3
1952	L	6-7
1952	W	18-5
3-23-53	L	3-5
5-12-53	W	3-2
1954	L	4-8
1954	W	14-0
1955	L	0-7
1955	L	2-3
1956	L	6-7
1956	W	10-3
1957	W	5-3

1958	aL	0-4
1959	hL	2-7
1959	hL	3-12
1960	hW	5-2
1961	hL	6-10
1963	aL	1-5
1963	hW	4-3
1965	aL	2-10
1965	hL	4-13
1966	aL	1-9
1966	hW	4-2
1967	L	4-6
1967	L	1-2
1968	L	4-6
1968	L	0-6
1968	L	1-3
4-15-69	aL	4-5
1969	W	10-7
4-23-70	aL	6-7
4-23-70	aW	11-0
4-25-70	hL	3-6
4-25-70	hL	5-6
4-13-71	hL	1-5
1971	hL	1-6
1971	aL	2-7
1971	aL	1-12
1972	aL	0-2
1972	aL	1-2
1972	hL	0-11
1972	hW	6-5
4-13-73	aL	1-14
4-13-73	aL	2-8
4-14-73	aL	1-9
4-5-74	hW	13-6
4-6-74	hL	13-18
4-6-74	hW	9-6
1975	L	2-13
1975	L	1-3
1975	L	5-6
4-23-76	aL	4-7
4-24-76	aL	0-5
4-24-76	aW	5-2
4-22-77	hL	1-2
4-23-77	hL	1-7
4-23-77	hL	0-3
3-4-78	aW	6-3
3-5-78	aL	0-5
3-5-78	aW	4-3
5-12-78	nW (1)	8-6
5-14-78	nW (1)	17-10
3-3-79	hL	2-17
3-4-79	hL	5-8
3-4-79	hL	0-8
4-4-80	aL	1-4
4-5-80	aL	0-1
4-5-80	aL	3-4
4-3-81	hW	1-0
4-5-81	hW	9-6
4-5-81	hT	3-3
4-2-82	aW	4-2
4-3-82	aL	5-6
4-3-82	aW	15-9
5-15-82	aW (2)	13-6
3-25-83	hW	9-2
3-26-83	hW	4-3
3-26-83	hW	17-2
3-30-84	aL	7-8
3-31-84	aL	3-15
3-31-84	aL	2-4
3-22-85	hL	7-9
3-23-85	hW	12-8
3-23-85	hW	8-2
3-22-86	aW	15-1
3-22-86	aL	1-10
3-23-86	aL	1-9
5-1-87	hL	3-12
5-2-87	hW	4-3
5-2-87	hL	4-10
5-16-87	nW (1)	11-7
3-6-88	aL	6-15

3-7-88	aL	3-4
3-7-88	aL	1-3
4-28-89	hL	10-11
4-29-89	hW	11-3
4-29-89	hL	6-12
5-18-89	aL (2)	3-15
4-27-90	aW	1-0
4-28-90	aW	4-3
4-28-90	aW	4-2
5-4-91	hL	6-8
5-5-91	hW	4-3
5-5-91	hW	18-2
2-21-92	aL	2-5
2-22-92	aL	2-3
2-22-92	aL	4-5
4-24-92	hL	2-4
4-25-92	hW	2-1
4-25-92	hL	1-4
3-26-93	hL	3-6
3-27-93	hL	10-20
3-27-93	hL	14-19
4-1-94	aL	9-15
4-2-94	aL	1-2
4-2-94	aW	8-3
4-1-95	hL	4-10
4-1-95	hL	5-9
4-2-95	hL	1-4
4-2-95	hL	0-7
3-22-96	aW	15-13
3-23-96	aL	8-11
3-23-96	aL	4-5
3-24-96	aL	3-11
5-16-96	nL (3)	10-12
3-19-97	hW	6-4
4-15-97	aL	4-8
3-24-98	hL	3-6
3-24-98	hL	4-7
4-21-98	aW	9-7
3-9-99	hL	7-8
4-20-99	aW	15-5
3-7-00	hL	5-9
4-4-00	aL	4-5
2-27-01	hL	6-7
4-10-01	aW	4-2
2-10-02	nW (4)	2-1
4-9-02	hW	10-2
2-16-03	nL (4)	2-4
5-13-03	aW	8-6
6-1-03	aW (5)	7-6
6-1-03	aW (5)	7-6 (10)
3-9-04	hL	7-8
4-13-04	aL	1-8
2-13-05	nW (4)	6-1
3-22-05	hL	2-9
5-10-05	aL	6-7
3-21-06	hL	2-3
4-18-06	aW	9-6
2-10-07	nL (4)	2-3
4-17-07	aL	3-8
4-8-08	hL	6-13
5-31-08	aL (5)	4-22
6-1-08	aW (5)	4-3
6-2-08	aL (5)	5-13
3-1-09	nL (4)	3-5
4-7-09	aW	9-2
5-11-10	hL	3-12
3-6-11	nL (6)	4-11
4-5-11	aW	3-2
3-1-13	nW (7)	7-6

- 1 - SWC Tournament (Austin, Texas);
- 2 - SWC Tournament (College Station, Texas);
- 3 - SWC Tournament (Lubbock, Texas);
- 4 - Minute Maid Park College Classic (Houston);
- 5 - NCAA College Station Regional (College Station, Texas);
- 6 - Houston College Classic (Houston, Texas);
- 7 - Astros Foundation College Classic (Houston, Texas | Minute Maid Park)

UH-Texas A&M Series Notes

Total Runs:	Texas A&M 1,065 UH 816
Most Combined Runs:	33 (14-19, 3/27/93, G2)
Biggest UH Win:	16 (18-2, 5/5/91, G2)
Biggest UH Loss:	18 (4-22, 5/31/08)
Long UH Win Streak:	5 games (April 3, 1982, G2 - March 30, 1984)
Long UH Loss Streak:	8 games (April 25, 1970, G1 - 1972)
UH in 1-run Games:	15-24
UH in Extra-Inning Games:	1-0

TEXAS A&M-CORPUS CHRISTI

(2-2)

H: 2-2 • A: 0-0 • N: 0-0

2-21-12	hL	2-3
3-8-13	hW	13-0
3-9-13	hL	3-9
3-10-13	hW	3-1

UH-Texas A&M-Corpus Christi Series Notes

Total Runs:	UH 21, Texas A&M-CC 13
Most Combined Runs:	13 (13-0, 3/8/13)
Biggest UH Win:	13 (13-0, 3/8/13)
Biggest UH Loss:	6 (3-9, 3/9/13)
Long UH Win Streak:	1 game, twice (March 8, 2013, March 10, 2013 - present)
Long UH Loss Streak:	1 game, twice (Feb. 21, 2012, March 9, 2013)
UH in 1-run Games:	0-1
UH in Extra-Inning Games:	n/a

TCU

(52-45-2)

H: 28-17-1 • A: 24-28-1 • N: 0-1

1973	aW	5-3
1973	aL	0-6
1973	aL	7-12
3-8-74	hL	0-10
3-9-74	hL	2-4
3-9-74	hW	7-4
3-8-75	aW	6-5
3-9-75	aL	1-2
3-9-75	aL	3-7
3-26-76	aW	10-9
3-27-76	aW	6-0
3-27-76	aL	1-2
3-28-77	hW	4-0
3-29-77	hW	2-1
3-29-77	hT	5-5
3-31-78	aL	6-9
4-1-78	aW	10-2
4-1-78	aW	17-2
3-31-79	hW	5-1
3-31-79	hL	11-13
4-1-79	hW	3-0
2-29-80	aL	4-5
3-2-80	aL	10-1
3-2-80	aT	11-11
4-26-81	hL	3-5
4-27-81	hW	4-1
4-25-82	aW	7-5
4-25-82	aL	4-9
4-26-82	aW	9-6
4-16-83	hW	7-3
4-16-83	hW	6-1
4-17-83	hW	5-4
4-20-84	aL	4-9
4-21-84	aW	16-3
4-21-84	aL	5-6
4-13-85	hW	5-3
4-13-85	hW	6-5
4-14-85	hW	3-2
4-11-86	aW	7-6
4-12-86	aW	7-6
4-12-86	aW	4-2
4-3-87	hW	10-6



HOUSTON BASEBALL

4-4-87	hW	7-0
4-4-87	hW	7-6
4-8-88	aL	2-4
4-9-88	aL	1-2
4-9-88	aL	9-16
3-31-89	hW	8-7
4-1-89	hW	5-4
4-1-89	hW	9-3
3-31-90	aW	7-5
3-31-90	aW	14-3
4-1-90	aW	8-3
4-7-91	aL	0-5
4-7-91	aL	4-8
4-8-91	aL	2-11
2-28-92	hL	7-10
2-29-92	hW	4-1
2-29-92	hL	3-5
5-1-92	aW	5-3
5-2-92	aL	2-5
5-2-92	aW	2-1
4-16-93	aL	2-7
4-17-93	aW	7-5
4-17-93	aL	6-9
4-23-94	hL	4-9
4-23-94	hL	4-19
4-24-94	hL	2-13
4-14-95	aL	3-9
4-14-95	aW	17-16
4-15-95	aW	7-1
4-15-95	aL	4-6
4-19-96	hW	9-2
4-20-96	hW	5-2
4-20-96	hW	10-9
4-21-96	hL	4-14
5-16-02	hW	2-0
5-18-02	hW	4-2
5-18-02	hW	6-1
3-28-03	aW	5-2
3-29-03	aL	2-5
3-30-03	aW	6-5
3-26-04	hL	0-1
3-27-04	hW	9-2
3-28-04	hL	7-18
5-24-04	hW (1)	9-5
5-29-04	hL (1)	3-8
5-29-04	hL (1)	4-5
4-29-05	aL	2-7
4-30-05	aL	6-9
5-1-05	aW	6-1
2-11-06	nL (2)	4-6
4-9-10	hL	1-15
4-10-10	hL	1-6
4-11-10	hL	2-12
3-25-11	aW	7-6
3-26-11	aL	10-16
3-27-11	aL	1-9

1 -- C-USA Tournament (Cougar Field);
2 -- Houston College Classic (Minute Maid Park, Houston)

UH-TCU Series Notes

Total Runs:	UH 532, TCU 559
Most Combined Runs:	33 (17-16, 4/14/95)
Biggest UH Win:	12 (16-4, 4/23/84)
Biggest UH Loss:	14 (1-15, 4/9/10)
Last UH Series Win (Home):	May 16-18, 2002
Last UH Series Win (Road):	April 14-15, 1995
Last UH Series Loss (Home):	April 9-11, 2010
Last UH Sweep (Home):	May 16-18, 2002
Last UH Sweep (Road):	March 31-April 1, 1990
Long UH Win Streak:	9 games (April 13, 1985 - April 4, 1987)
Long UH Loss Streak:	5 games (April 17, 1993 - April 14, 1995)
UH in 1-run Games:	15-5

TEXAS SOUTHERN

(24-0)
H: 23-0 • A: 1-0 • N: 0-0

4-14-87	hW	20-10
4-14-87	hW	11-4
2-25-88	hW	15-3
3-29-88	hW	27-2
4-12-88	hW	12-7
2-28-89	hW	7-0
2-6-90	hW	13-2
3-6-90	hW	3-2
2-6-91	hW	9-0
4-29-91	hW	7-0
2-6-92	hW	16-2
2-25-92	hW	5-3
2-4-93	hW	20-4
3-23-93	hW	14-2
3-22-94	hW	13-2
2-23-95	hW	12-0
4-17-95	aW	15-3
2-21-96	hW	18-3
4-8-96	hW	8-6
2-25-97	hW	8-4
4-9-97	hW	13-1
5-3-05	hW	6-5
5-9-11	hW	13-3
4-16-13	hW	12-2

UH-Texas Southern Series Notes

Total Runs:	UH 297, Texas Southern 70
Most Combined Runs:	29 (27-2, 3/29/88)
Biggest UH Win:	25 (27-2, 3/29/88)
Biggest UH Loss:	n/a
Last UH Series Win (Home):	April 14, 1987
Last UH Sweep (Home):	n/a
Long UH Win Streak:	24 games (April 14, 1987 - present)
UH in 1-run Games:	1-0
UH in Extra-Inning Games:	n/a

TEXAS STATE

(30-16)
H: 23-1 • A: 7-5 • N: 0-1

3-12-84	hW	8-1
3-12-84	hW	14-4
3-19-85	hW	11-5
3-6-87	hL	4-6
2-25-89	hW	8-1
2-25-89	hW	6-3
2-23-91	hW	2-0
2-23-91	hW	11-4
2-8-92	hW	7-0
2-26-93	hW	6-4
2-27-93	hL	3-4
2-12-94	hW	3-1
2-13-94	hW	5-4
2-11-95	aW	5-1
2-11-95	aL	4-5
2-16-96	hW	7-6
2-17-96	hW	14-5
2-18-96	hL	11-14
2-23-97	hL	1-2
2-28-99	hW	9-1
5-28-99	hW (1)	6-4
2-11-00	hW	7-3
2-12-00	hW	4-3
2-13-00	hW	15-12
2-23-01	hW	10-9 (11)
2-24-01	hL	1-13
2-25-01	hW	8-7
2-16-02	nL (2)	3-4
4-8-03	hW	14-6
4-22-03	aW	7-3
2-26-08	hW	8-1
4-9-08	aW	15-9
2-19-10	hL	0-6
2-20-10	hL	3-6
2-21-10	hL	7-9
3-11-11	aL	1-2

3-12-11	aL	15-17
3-13-11	aL	10-11
2-24-12	hW	2-1
2-25-12	hL	1-6
2-26-12	hL	0-6
2-22-13	aL	1-6
2-23-13	aW	1-0
2-24-13	aW	4-2

1 - NCAA Houston Regional (Cougar Field);
2 - Lone Star Classic (Round Rock, Texas)

UH-Texas State Series Notes

Total Runs:	UH 282, Texas State 218
Most Combined Runs:	32 (15-17, 3/12/11)
Biggest UH Win:	10 (14-4, 3/12/84)
Biggest UH Loss:	12 (1-13, 2/24/01)
Last UH Series Win (Home):	Feb. 23-25, 2001
Last UH Series Win (Road):	Feb. 22-24, 2013
Last UH Sweep (Home):	Feb. 11-12, 2000
Last UH Sweep (Road):	n/a
Long UH Win Streak:	6 games, twice (Most recently Feb. 28, 1999 - Feb. 23, 2001)
UH in 1-run Games:	7-5
UH in Extra-Inning Games:	1-0

TEXAS TECH

(43-42)
H: 24-14 • A: 15-25 • N: 4-3

4-21-73	hW	8-5
4-21-73	hW	6-5
3-29-74	aW	11-3
3-30-74	aL	4-5
3-30-74	aW	12-6
3-29-75	hW	5-4
3-29-75	hW	5-2
3-30-75	hW	6-0
3-12-76	aW	4-2
3-12-76	aW	1-0
3-13-76	aW	5-4
3-12-77	hL	9-13
3-12-77	hL	6-8
3-13-77	hW	9-4
4-14-78	aW	7-2
4-15-78	aL	1-2
4-15-78	aW	12-10
4-13-79	hW	11-1
4-14-79	hW	6-1
4-14-79	hW	7-2
3-14-80	aL	5-6
3-15-80	aW	8-3
3-15-80	aW	14-11
4-10-81	hW	6-5 (10)
4-11-81	hW	7-5
4-11-81	hW	7-6
4-9-82	aL	3-6
4-10-82	aL	7-8
4-10-82	aW	14-5
4-1-83	hL	6-9
4-1-83	hL	4-21
4-2-83	hW	8-2
4-7-84	aL	10-13
4-8-84	aL	6-8
4-8-84	aL	5-10
3-29-85	hW	8-2
3-31-85	hW	13-7
3-31-85	hW	20-3
3-28-86	aW	12-6
3-29-86	aL	9-10
3-29-86	aL	8-14
3-20-87	hL	5-8 (10)
3-21-87	hW	3-2
3-21-87	hL	8-9 (10)
3-25-88	aL	9-10
3-26-88	aW	5-3
3-26-88	aL	1-4
3-12-89	hL	4-6
3-13-89	hW	7-3
3-13-89	hW	9-8
3-16-90	aW	10-7

3-17-90	aL	2-7
3-17-90	aL	4-5
3-22-91	hW	6-2
3-23-91	hL	1-4
3-23-91	hW	1-0
3-20-92	aL	8-9
3-21-92	aW	7-1
3-21-92	aL	9-10 (10)
5-15-92	hW	6-1
4-2-93	hL	2-13
4-3-93	hW	3-1
4-3-93	hL	3-4 (6)
4-8-94	aL	3-11
4-9-94	aL	4-11
4-9-94	aL	8-11
3-1-95	hL (1)	7-9
4-7-95	hW	7-6
4-8-95	hL	5-6
4-8-95	hL	9-15
3-15-96	hL (1)	5-14
4-26-96	aL	1-11
4-27-96	aW	5-1
4-27-96	aL	2-9
5-15-96	aL	5-11
2-4-01	nW (2)	11-5
2-15-02	nW (3)	3-0
2-14-04	nL (4)	7-12 (11)
3-23-04	nL (5)	11-12
2-12-06	nW (6)	5-1
2-29-08	nW (6)	5-4
3-4-12	nL	4-10
4-13-12	aL	4-15
4-14-12	aL	1-7
4-15-12	aL	9-10

1-SWC First Pitch Tournament

- 2-Astros College Classic (Houston, Texas; Eron Field)
- 3-Lone Star Classic (Houston, Texas; Astros Field)
- 4-Minute Maid College Classic (Houston, Texas; Minute Maid Field)
- 5-Played at American Ball Parl (Midland, Texas)
- 6-College Classic (Houston, Texas; Minute Maid Park)

UH-Texas Tech Series Notes

Total Runs:	Texas Tech 559, UH 549
Most Combined Runs:	25 (4-21, 4/1/83)
Biggest UH Win:	17 (20-3, 3/31/85)
Biggest UH Loss:	17 (4-21, 4/1/83)
Long UH Win Streak:	6 games (March 29, 1975 - March 13, 1976)
UH in 1-run Games:	10-12
UH in Extra-Inning Games:	1-4

TOWSON

First All-Time Meeting

UCF

(20-14)
H: 13-6 • A: 7-5 • N: 1-2

2-17-90	nW (1)	4-3
2-18-90	nL (1)	5-12
3-8-96	hW	9-5
3-9-96	hW	8-3
3-10-96	hL	1-5
2-22-97	hW (2)	15-6
3-24-97	hW	11-8
2-22-98	hW (2)	9-4
2-24-98	hL	3-4
5-5-06	hW	10-5
5-6-06	hW	6-2
5-7-06	hW	5-2
3-23-07	aW	10-2
3-24-07	aW	3-0
3-25-07	aW	7-2
5-24-07	nL (3)	0-1
4-4-08	hW	5-3
4-5-08	hW	10-1
4-6-08	hW	14-7



5-14-09	aL	4-8
5-15-09	aW	6-3
5-16-09	aL	1-4
3-26-10	hL	4-7
3-27-10	hW	7-3
3-28-10	hW	20-3
4-29-11	aL	4-6
4-30-11	aW	5-0
5-1-11	aW	5-3
3-30-12	hL	3-8
3-31-12	hL	1-9
4-1-12	hL	1-3 (10)
4-26-13	aL	2-4
4-27-13	aL	4-5
4-28-13	aL	3-7

- 1 - Olive Garden Classic (Kissimmee, Fla.);
- 2 - Marriott West Loop Houston Tournament (Cougar Field);
- 3 - C-USA Tournament (Greenville, N.C.)

UH-UCF Series Notes

Total Runs:	UH 205, UCF 148
Most Combined Runs:	23 (3/28/10)
Biggest UH Win:	17 (20-3, 3/28/10)
Biggest UH Loss:	8 (1-9, 3/31/12)
Last UH Series Win (Home):	March 26-28, 2010
Last UH Series Win (Road):	April 30-May 1, 2011
Last UH Sweep (Home):	May 4-6, 2008
Last UH Sweep (Road):	March 23-25, 2007
Long UH Win Streak:	6 games (May 5, 2006 - May 24, 2007)
UH in 1-run Games:	1-3
UH in Extra-Inning Games:	0-1

UCLA

(1-0)

H: 0-0 • A: 0-0 • N: 1-0

3-14-04	nW	7-6
---------	----	-----

- 1 - Aztec Invitational at PETCO Park (San Diego, Calif.)

UH-UCLA Series Notes

Total Runs:	UH 7, UCLA 6
Most Combined Runs:	13 (7-6, 3/14/04)
Biggest UH Win:	1 (7-6, 3/14/04)
Biggest UH Loss:	n/a
Last UH Series Win (Home):	n/a
Last UH Series Win (Road):	n/a
Last UH Sweep (Home):	n/a
Last UH Sweep (Road):	n/a
Long UH Win Streak:	1 (7-6, 3/14/04)
UH in 1-run Games:	1-0
UH in Extra-Inning Games:	n/a

UCONN

First All-Time Meeting

USC

(4-7)

H: 0-5 • A: 3-0 • N: 1-2

3-19-78	hL	1-13
3-20-78	hL	4-10
3-3-89	nL (1)	2-6
5-25-90	nL (2)	11-26
3-10-00	aW	3-2
3-11-00	aW	14-7
3-12-00	aW	8-4
3-3-01	hL	3-6
3-3-01	hL	3-7
3-4-01	hL	3-4
3-2-02	nW (3)	9-4

- 1 - Louisiana Classics (Lafayette, La.);
- 2 - NCAA South I Regional (Baton Rouge, La.);
- 3 - Lone Star Classic (Round Rock, Texas)

UH-USC Series Notes

Total Runs:	USC 88, UH 61
Most Combined Runs:	37 (11-26, 5/25/90)
Biggest UH Win:	7 (14-7, 3/11/00)
Biggest UH Loss:	15 (11-26, 5/25/90)
Last UH Series Win (Home):	n/a
Last UH Series Win (Road):	March 10-12, 2000
Last UH Sweep (Home):	n/a
Last UH Sweep (Road):	March 10-12, 2000
Long UH Win Streak:	3 (March 10-12, 2000)
UH in 1-run Games:	1-0
UH in Extra-Inning Games:	n/a

USF

(17-10)

H: 8-4 • A: 6-6 • N: 3-0

3-21-97	aW	6-5
3-22-97	aL	5-9
3-23-97	aW	11-6
5-15-97	nW (1)	2-0
3-20-98	hW	7-2
3-21-98	hW	18-17
3-22-98	hW	17-4
5-14-99	aW	7-3
5-15-99	aL	6-7
5-16-99	aL	2-5
5-20-99	nW (2)	14-3
4-7-00	hW	13-5
4-8-00	hL	3-4
4-9-00	hW	3-2
5-19-00	nW (3)	19-6
5-11-01	aL	3-8
5-12-01	aL	9-10
5-13-01	aW	12-2
5-3-02	hL	9-10
5-4-02	hL	2-9
5-5-02	hW	11-1
4-26-03	aW	5-3 (10)
4-26-03	aL	7-10
4-27-03	aW	12-7 (10)
4-22-05	hL	2-6
4-23-05	hW	8-2
4-24-05	hW	3-2

- 1 - C-USA Tournament (New Orleans, La.); 2 - C-USA Tournament (Millington, Tenn.);
- 3 - C-USA Tournament (St. Petersburg, Fla.)

UH-USF Series Notes

Total Runs:	UH 216, USF 148
Most Combined Runs:	25 (18-17, 3/21/98)
Biggest UH Win:	13 (19-6, 5/19/00)
Biggest UH Loss:	7 (2-9, 5/4/02)
Last UH Series Win (Home):	April 22-24, 2005
Last UH Series Win (Road):	April 26-27, 2003
Last UH Sweep (Home):	March 20-22, 1998
Last UH Sweep (Road):	n/a
Long UH Win Streak:	6 (May 15, 1997 - May 14, 1999)
UH in 1-run Games:	4-4
UH in Extra-Inning Games:	2-0



HOUSTON BASEBALL

SILVER GLOVE SERIES

1948 (1-0)		
at Rice		W, 10-5

1949 (2-0)		
at Rice		W, 5-3
at Rice		W, 2-1

1972 (3-1)		
at Rice		W, 2-1
at Rice		W, 1-0
April 15	at Houston	W, 8-2
April 15	at Houston	L, 5-6

1973 (2-1)		
March 17	* at Houston	W, 7-0
March 17	* at Houston	L, 6-11
March 19	* at Houston	W, 11-10

1974 (1-1)		
April 16	* at Rice	W, 4-1
April 16	* at Rice	L, 4-11

1975 (1-2)		
April 12	* at Houston	L, 6-7
April 12	* at Houston	L, 5-8
April 13	* at Houston	W, 5-1

1976 (1-2)		
April 9	* at Rice	W, 9-4
April 9	* at Rice	L, 1-8
April 10	* at Rice	L, 2-7

1977 (2-1)		
April 8	* at Houston	W, 12-3
April 9	* at Houston	L, 4-5
April 9	* at Houston	W, 18-4

1978 (2-1)		
March 17	* at Rice	W, 9-3
March 18	* at Rice	L, 1-4
March 18	* at Rice	W, 4-2

1979 (3-0)		
March 17	* at Houston	W, 1-0
March 18	* at Houston	W, 12-3
March 18	* at Houston	W, 5-2

1980 (2-1)		
April 18	* at Rice	L, 5-10
April 19	* at Rice	W, 5-1
April 19	* at Rice	W, 8-3

1981 (1-2)		
March 20	* at Houston	L, 3-8
March 22	* at Houston	L, 4-13
March 22	* at Houston	W, 6-5

1982 (3-0)		
March 19	* at Rice	W, 1-0
March 20	* at Rice	W, 5-0
March 20	* at Rice	W, 4-0

1983 (4-0)		
March 12	* at Houston	W, 3-0
March 12	* at Houston	W, 7-3
March 13	* at Houston	W, 10-1
May 14	^ vs. Rice	W, 4-2

1984 (1-2)		
March 17	* at Rice	W, 2-1
March 17	* at Rice	L, 1-6
March 18	* at Rice	L, 4-6

1985 (2-1)		
April 26	* at Houston	L, 3-4 (12)
April 27	* at Houston	W, 3-2
April 27	* at Houston	W, 6-5

1986 (1-2)		
April 25	* at Rice	L, 5-6
April 26	* at Rice	L, 0-2
April 26	* at Rice	W, 7-0

1987 (3-0)		
April 17	* at Houston	W, 10-9
April 18	* at Houston	W, 9-8
April 18	* at Houston	W, 7-2

1988 (2-1)		
April 22	* at Rice	L, 3-5
April 23	* at Rice	W, 14-3
April 23	* at Rice	W, 17-2

1989 (2-1)		
April 15	* at Houston	W, 9-2
April 16	* at Houston	L, 3-4
April 16	* at Houston	W, 13-12 (10)

1990 (2-2)		
April 13	* at Rice	W, 5-0
April 15	* at Rice	L, 1-4
April 15	* at Rice	L, 0-3
May 18	^ vs. Rice	W, 11-0

1991 (3-0)		
April 19	* at Houston	W, 8-7
April 20	* at Houston	W, 4-2
April 20	* at Houston	W, 8-7

1992 (1-5)		
March 6	* at Rice	L, 1-2
March 7	* at Rice	L, 1-3
March 7	* at Rice	L, 0-1
April 10	* at Houston	L, 1-6
April 11	* at Houston	L, 0-4
April 11	* at Houston	W, 5-4

1993 (0-3)		
March 13	* at Rice	L, 4-17
March 14	* at Rice	L, 1-2
March 14	* at Rice	L, 1-4

1994 (2-1)		
March 18	* at Houston	W, 9-8 (10)
March 19	* at Houston	W, 8-7
March 19	* at Houston	L, 6-26

1995 (1-3)		
March 16	* at Houston	L, 5-6
May 12	* at Rice	W, 7-4
May 13	* at Rice	L, 3-8
May 13	* at Rice	L, 6-8

1996 (2-2)		
March 14	* at Houston	L, 3-9
May 10	* at Houston	L, 8-16 (13)
May 11	* at Houston	W, 3-2
May 11	* at Houston	W, 4-3

1997 (1-4)		
Feb. 8	at Rice	W, 16-12
Feb. 9	at Houston	L, 8-11
April 1	at Rice	L, 5-8
April 8	at Houston	L, 5-6
April 21	at Houston	L, 5-8

Silver Glove Series Officially Begins

1998 (1-4)		
Feb. 11	at Houston	W, 8-7
Feb. 18	at Rice	L, 3-16
March 11	at Rice	L, 2-10
March 17	at Rice	L, 6-7
April 15	at Houston	L, 3-12

Cougars on the All-Series Team: OF: Brandon Caraway, P: Bryan Moore.

1999 (2-3)		
Feb. 9	at Houston	L, 9-12
Feb. 23	at Rice	W, 8-3
March 16	at Houston	L, 2-6
April 13	at Rice	L, 4-9
April 28	at Houston	W, 8-3

Cougars on the All-Series Team: 2B: Brandon Caraway, 3B: Robert Dieudonne, OF: Jason Pekar, C: Jarrod Bitter, P: Bryan Moore, Wild Card: Kris Wilken.

2000 (4-2)		
Feb. 8	at Rice	W, 6-2
Feb. 22	at Houston	W, 14-12
April 26	at Rice	L, 6-7
May 27	& at Houston	W, 5-2
May 28	& at Houston	L, 4-5
May 28	& at Houston	W, 9-5

Cougars on the All-Series Team: OF: Shane Nance, 1B: J.P. Woodward, 3B: Kris Wilken, SS: Aaron Melebeck, Wild Card: Jarrod Bitter, P: Greg Runser. **Most Outstanding Player:** Shane Nance.

2001 (2-3)		
Feb. 13	at Houston	L, 2-5
Feb. 21	at Rice	W, 14-5
March 21	at Houston	W, 4-3
April 18	at Houston	L, 3-5
May 9	at Rice	L, 2-3

Cougars on the All-Series Team: Wild Card: Thanos Papavasiliou, OF: Michael Bourn, Wild Card: Hyung Cho, OF: Gabe Lucas, C: Chris Snyder, P: Keith Whatley.

2002 (1-4)		
Feb. 12	at Rice	L, 0-4
March 19	at Rice	L, 3-7
March 20	at Houston	L, 1-3 (11)
April 2	at Houston	W, 1-0
April 16	at Rice	L, 5-7

Cougars on the All-Series Team: 3B: Hyung Cho, OF: Gabe Lucas, OF: Michael Bourn, C: Chris Snyder, P: Danny Zell, Wild Card: Jesse Crain.

2003 (2-6)		
Feb. 18	at Houston	L, 0-3
March 4	at Rice	L, 3-4
March 19	at Houston	L, 6-7 (11)
April 1	at Rice	L, 0-11
April 16	at Houston	W, 5-1
June 7	+ at Rice	W, 5-2
June 8	+ at Rice	L, 2-10
June 9	+ at Rice	L, 2-5

Cougars on the All-Series Team: P: Brian Henderson, P: Ryan Wagner, OF: Travis Tully, OF: Gabe Lucas, Wild Card: Thanos Papavasiliou.

2004 (1-3)		
Feb. 17	at Rice	L, 4-8
March 16	at Houston	W, 3-2
March 30	at Rice	L, 3-8
April 7	at Houston	L, 3-4
May 12	at Rice	Cancelled

Cougars on the All-Series Team: P: Garrett Mock, P: Brandon Roznovsky, 2B: Stuart Musslewhite, SS: Patrick Gaylord, Wild Card: Cole Bruce.

2005 (1-4)		
Feb. 15	at Houston	L, 6-7 (10)
Feb. 22	at Rice	L, 3-4 (10)
March 29	at Houston	L, 2-6
April 26	at Rice	L, 9-10
May 17	at Houston	W, 3-2

Cougars on the All-Series Team: P: Kevin Roberts, 1B: Brad Lincoln, 2B: Bryan Pounds, 3B: Stephen Whalen, OF: Travis Tully.

2006 (1-3)		
May 12	# at Rice	W, 3-0
May 13	# at Rice	L, 4-7
May 14	# at Rice	L, 3-13 (7)
May 28	! at Rice	L, 5-11

Cougars on the All-Series Team: P: Brad Lincoln, 2B: Isa Garcia, OF: Matt Weston. **Most Outstanding Player:** Matt Weston.

2007 (1-2)		
April 13	# at Houston	W, 5-2
April 14	# at Houston	L, 0-12 (8)
April 15	# at Houston	L, 6-11

Cougars on the All-Series Team: P: Aaron Brown, P: Chris Wright, 3B: Dustin Kingsbury, OF: Jimmy Cesario, OF: Zak Presley, Wild Card: Ryan Lormand.



2008 (1-4)		
Feb. 27	# at Rice	L, 11-12
March 26	# at Houston	W, 8-5
May 9	# at Rice	L, 6-13
May 10	# at Rice	L, 1-8
May 11	# at Rice	L, 6-12

Cougars on the All-Series Team: P: John Touchton, 3B: Brian Pounds, DH: Jimmy Cesario, OF: Jake Stewart, 2B: Ryan Lormand.

2009 (1-5)		
Feb. 25	# at Rice	L, 2-9
March 18	# at Houston	L, 1-8
May 1	# at Houston	W, 7-4
May 2	# at Houston	L, 5-7
May 3	# at Houston	L, 5-6
May 22	% at Hattiesburg, Miss	L, 2-7

Cougars on the All-Series Team: P: Jared Ray, C: Chris Wallace, 3B: Jake Runte, SS: Blake Kelso, OF: Chase Dempsey, OF: Caleb Ramsey

2010 (0-6)		
March 2	# at Rice	L, 2-8
April 1	# at Rice	L, 0-6
April 2	# at Rice	L, 2-11
April 3	# at Rice	L, 7-8
May 18	# at Houston	L, 5-15
May 27	% at Houston	L, 3-24

Cougars on the All-Series Team: P: Chris Crill, C: Chris Wallace, SS: Blake Kelso, OF: Zak Presley, OF: Caleb Ramsey, OF: Joel Ansley

2011 (0-6)		
March 23	at Rice	L, 2-7
March 29	at Rice	L, 0-7
May 6	# at Houston	L, 2-8
May 7	# at Houston	L, 6-12
May 8	# at Houston	L, 2-5
May 28	% at Pearl, Miss.	L, 3-4

Cougars on the All-Series Team: 1B: M.P. Cokinos, 2B: Ryan Still, DH: Matt Creel, Wild Card: John Cannon

2012 (1-4)		
February 28	at Houston	L, 1-4
May 4	# at Rice	W, 11-6
May 5	# at Rice	L, 3-4 (10)
May 6	# at Rice	L, 2-8
May 23	% at Pearl, Miss.	L, 5-7

Cougars on the All-Series Team: C: John Cannon, 2B: Landon Appling, OF: Michael Pyeatt, P: Jordan Lewis, Wild Card: Austin Pruitt

2013 (1-2)		
March 23	at Houston	W, 8-7
March 29	at Houston	L, 0-4
May 6	at Houston	L, 1-11 (7)

Cougars on the All-Series Team: 1B: Justin Montemayor, 2B: Josh Vidales, SS: Frankie Ratcliff, 3B: Jonathan Davis, OF: Kyle Surveillance, RHP: Austin Pruitt

2014 (1-4)		
Feb. 22	at Rice	L, 3-4 (10)
March 29	at Houston	L, 2-6
April 26	at Rice	L, 9-10
May 17	at Houston	W, 3-2

Cougars on the All-Series Team: P: Kevin Roberts, 1B: Brad Lincoln, 2B: Bryan Pounds, 3B: Stephen Whalen, OF: Travis Tully.

2015 (1-4)		
Feb. 15	at Houston	L, 6-7 (10)
Feb. 22	at Rice	L, 3-4 (10)
March 29	at Houston	L, 2-6
April 26	at Rice	L, 9-10
May 17	at Houston	W, 3-2

Cougars on the All-Series Team: P: Kevin Roberts, 1B: Brad Lincoln, 2B: Bryan Pounds, 3B: Stephen Whalen, OF: Travis Tully.

2016 (1-3)		
May 12	# at Rice	W, 3-0
May 13	# at Rice	L, 4-7
May 14	# at Rice	L, 3-13 (7)
May 28	! at Rice	L, 5-11

Cougars on the All-Series Team: P: Brad Lincoln, 2B: Isa Garcia, OF: Matt Weston. **Most Outstanding Player:** Matt Weston.

2017 (1-2)		
April 13	# at Houston	W, 5-2
April 14	# at Houston	L, 0-12 (8)
April 15	# at Houston	L, 6-11

Cougars on the All-Series Team: P: Aaron Brown, P: Chris Wright, 3B: Dustin Kingsbury, OF: Jimmy Cesario, OF: Zak Presley, Wild Card: Ryan Lormand.

Series Facts	
Series:	Rice leads 100-71 (.585)
Current Streak:	Rice, 2 games
Longest UH Streak:	9 games
	(April 19, 1981-March 17, 1984)
Longest Rice Streak:	16 games
	(May 2, 2009-February 28, 2012)
at UH:	UH leads 42-42 (.500)
at Rice:	Rice leads 53-27 (.338)
Neutral Site:	UH leads 2-5 (.288)
Most UH Runs:	18 (April 9, 1977)
Most Rice Runs:	26 (March 19, 1994)
Most Combined Runs:	32
	(6-26, March 19, 1994)
Total Series Runs:	Rice 930, UH 791
Biggest UH Win:	15 runs
	(17-2, April 23, 1998)
Biggest Rice Win:	21 runs
	(24-3, May 27, 2010)
Shutouts:	UH 12, Rice 12
1-Run Games:	Series tied at 26-26 (.500)
Extra Innings:	Rice leads 6-3 (.333)



2014 HOUSTON BASEBALL

HISTORY / RECORDS

Cougars in the Majors	41
MLB Draft Picks	42
Award Winners	43-47
NCAA Postseason History	48
Conference USA Postseason History	49
Regular Season Tournament History	50
Class Records	51
Individual Records	52
Team Records	53
Postseason Records	54-55
Conference Tournament Records	56-57
Cougar Field Records	58-59
Career Leaders	60-61
Single-Season Leaders	62-63
Team Single-Season Leaders	64-65
Year-By-Year Leaders	66-69
Year-By-Year Line-ups	70-73
Against Ranked Teams	74-75
Year-By-Year Hitting Statistics	76
Year-By-Year Pitching Statistics	77
Standout Hitting Performances	78
Standout Pitching Performances	79
Attendance Records	80
Coaching History	81
All-Time Roster	82-84
All-Time Jersey Numbers	85-87
The Last Time	88
Retired Jerseys	89
1953 Team	90
1967 Team	91
Brad Lincoln	92
Yearly Results	93-103



HOUSTON BASEBALL

COUGARS IN PROFESSIONAL BALL

Major Leagues

Player	Pos.	Years at UH	Organization
Michael Bourn	OF	2001-03	Cleveland Indians
Jesse Crain	P	2002	Houston Astros
Brad Lincoln	P	2004-06	Philadelphia Phillies
Garrett Mock	P	2003-04	Arizona Diamondbacks (Minor League - Invite to Spring Training)
Chris Snyder	C	2000-02	Washington Nationals (Minor-League Invite)
Donnie Joseph	P	2007-09	Kansas City Royals

Class AAA

Player	Pos.	Years at UH	2014 Team	Organization
Rob Johnson	C	2004		Free Agent
Wes Musick	P	2007-09	Oklahoma City	Houston Astros

Class AA

Player	Pos.	Years at UH	2014 Team	Organization
Jimmy Cesario	INF	2007-08	Tulsa	Colorado Rockies
Chris Wallace	C	2007-10	Akron	Cleveland Indians

Class A

Player	Pos.	Years at UH	2014 Team	Organization
Blake Kelso	INF	2008-10	Potamac	Washington Nationals
Michael Goodnight	P	2009-10	Mahoning Valley	Cleveland Indians
Caleb Ramsey	OF	2008-11	Potamac	Washington Nationals
Austin Pruitt	P	2012-13	Bowling Green	Tampa Bay Rays

Rookie

Player	Pos.	Years at UH	2014 Team	Organization
John Cannon	C	2009-12	AZL Dodgers	Los Angeles Dodgers
Matt Hernandez	P	2012-13	AZL Angels	Los Angeles Angels

Independent

Player	Pos.	Years at UH	2014 Team	League
Bryan Pounds	INF	2005-08	Lincoln	American Association of Independent Professional Baseball
Isa Garcia	INF	2006	Fort Worth	American Association of Independent Professional Baseball

* updated as of January 2014



MLB ALL-STARS

Jesse Crain

- 2013 - Chicago White Sox

Michael Bourn

- 2012 - Atlanta Braves
- 2010 - Houston Astros

Woody Williams

- 2003 - St. Louis Cardinals

Doug Drabek

- 1994 - Pittsburgh Pirates

Tom Paciorek

- 1981 - Seattle Mariners



HOUSTON BASEBALL

MAJOR LEAGUE BASEBALL DRAFT HISTORY

Bold italics indicates player competed or currently plays in the Major Leagues

^ - Returned to school

() - indicates overall pick FA - Free agent signee

2013		
Austin Pruitt	Tampa Bay	9th
Daniel Poncedeleon	Chicago (N)	14th
Matt Hernandez	Los Angeles (A)	23rd
^Frankie Ratcliff	Arizona	40th

2012		
Mo Wiley	Cincinnati	28th
John Cannon	Los Angeles (N)	29th
Jared Ray	Arizona	34th

2011		
Caleb Ramsey	Washington	11th

2010		
Blake Kelso	Washington	10th
Michael Goodnight	Cleveland	13th
Chris Wallace	Houston	16th
^ Ty Stuckey	Cincinnati	26th
William Kankel	Milwaukee	33rd
^Jared Ray	Minnesota	38th

2009		
Donnie Joseph	Cincinnati	3rd
Wes Musick	Colorado	9th
Frank Corolla	Washington	19th

2008		
^ Wes Musick	San Francisco	24th
Ryan Lormand	San Francisco	26th
^ Michael Goodnight	Cleveland	27th
Bryan Pounds	Detroit	34th
Jimmy Cesario	Colorado	46th

2007		
Aaron Brown	Seattle	9th

2006		
Brad Lincoln	Pittsburgh	1st (No. 4)
Matt Weston	San Francisco	12th
Brett Logan	Washington	31st
Isa Garcia	St. Louis	34th
Matt Farrington	San Diego	FA

2005		
Kevin Roberts	Milwaukee	5th
Justin Vaclavik	Pittsburgh	7th
Travis Tully	Arizona	23rd
Gene Flores	Boston	FA

2004		
Garrett Mock	Arizona	3rd
Rob Johnson	Seattle	4th
Matt Varner	San Diego	11th
Rickey Putman	San Diego	20th
Patrick Breen	Tampa Bay	21st
Brett Cooley	St. Louis	36th
Cole Bruce	Los Angeles	FA
Brandon Roznovsky	Montreal	FA

2003		
Ryan Wagner	Cincinnati	1st (No. 14)
Brad Sullivan	Oakland	1st (No. 25)
Michael Bourn	Philadelphia	4th
Danny Zell	Detroit	5th
Brian Henderson	Tampa Bay	7th
^ Brett Cooley	Montreal	23rd
Hyung Cho	Seattle	FA

2002		
Jesse Crain	Minnesota	2nd
Chris Snyder	Arizona	2nd
^ Brett Cooley	San Francisco	33rd
Keith Whatley	Arizona	41st
Nathan Mitchell	Chicago (NL)	FA

2000		
Greg Runser	Texas	5th
Kyle Crowell	Oakland	8th
Shane Nance	Los Angeles	11th
Kris Wilken	Baltimore	12th
Brandon Caraway	Philadelphia	12th
J.P. Woodward	San Diego	14th
Eric Lee	Houston	18th
Aaron Melebeck	Kansas City	19th
Jeremy Swindell	Detroit	20th
Jason Pekar	San Francisco	30th
Jarrod Bitter	San Diego	33rd

1999		
Erick Burke	Detroit	11th
Bryan Moore	Florida	13th
^ Brandon Caraway	Colorado	18th
^ Shane Nance	Los Angeles	24th

1998		
Shaun Skrehot	Pittsburgh	38th

1997		
Goefrey Tomlinson	Kansas City	4th
Dustin Carr	Tampa Bay	22nd
Mark Manbeck	Philadelphia	35th

1995		
Jason Farrow	Pittsburgh	27th
Tom Maleski	Chicago (N)	32nd

1994		
Shane Buteaux	Chicago (A)	6th
Matt Beech	Philadelphia	7th
Ricky Freeman	Chicago (N)	19th

1993		
Jason McDonald	Oakland	4th
Brian Blair	Texas	17th
Matt Beech	Detroit	24th

1992		
Jeff Haas	Kansas City	5th
R. D. Long	New York (A)	38th
Chris Tremie	Chicago (A)	39th

1991		
Vaughn Eshelman	Baltimore	4th
Scott Sheldon	Oakland	8th
Ben Weber	Toronto	20th
Al Benavides	San Francisco	29th

1990		
Keith Darter	Kansas City	FA

1989		
Ben Pardo	Kansas City	23rd
Mark Cerney	Cincinnati	26th

1988		
Mike Rhodes	New York (A)	28th
Woody Williams	Toronto	28th
Lane Mallet	Chicago (A)	47th

1987		
Jody Supak	Detroit	12th
Omar Brewer	Texas	17th

Larry Coker	Detroit	20th
Lonnie Walker	New York (N)	29th
Anthony Young	New York (N)	38th

1986		
Mike Walker	Pittsburgh	2nd
Steve Cummings	Toronto	2nd
Pat Hewes	St. Louis	11th
Mike Basso	San Diego	18th
Jeff Banister	Pittsburgh	25th
Paul Kuzniar	Cleveland	2nd

1985		
Stu Stauffacher	Montreal	19th

1984		
Riley Epps	Texas	10th
Greg Brinkman	Seattle	13th
Dan Larson	Seattle	31st

1983		
Rayner Noble	Houston	5th
Doug Drabek	Chicago (A)	11th
Alejandro Garcia	Detroit	13th
^ Greg Brinkman	Philadelphia	16th
Mark Dickman	Toronto	20th
Corky Swindell	New York (N)	32nd

1982		
Jeff Jacobson	Houston	17th
Stanley Floyd	Milwaukee	24th

1981		
Jeff Achilles	Boston	18th

1980		
Terry Byrum	Oakland	20th
Alvin Ruben	Montreal	21st
Tom Lukish	Toronto	23rd
Thomas Penney	Toronto	24th

1979		
John Shannon	Atlanta	24th
Terry Byrum	New York (N)	35th

1978		
Daniel Lopez	Atlanta	16th
Gary Weiss	Los Angeles	19th

1977		
Ralph Wheeler	Toronto	13th
Mark David	St. Louis	19th
Gary Weiss	San Diego	23rd

1976		
Jerry Willeford	Houston	10th

1969		
James Sparkman	Montreal	16th
Phil Rose	California	37th

1968		
Tom Paciorek	Los Angeles	5th

Total: 131 drafted players





HOUSTON BASEBALL

AWARDS AND HONORS

HOUSTON BASEBALL CONFERENCE CHAMPIONS

Year	Record	Pct.	Head Coach	Runner-Up
1950	4-0	1.000	Lovette Hill	Not Available
1951	5-1	.833	Lovette Hill	Bradley
1953	6-2	.750	Lovette Hill	Tulsa
1960	5-1	.833	Lovette Hill	Cincinnati
1999	20-7	.741	Rayner Noble	Tulane
2000	21-4	.840	Rayner Noble	Tulane
2002	22-7	.759	Rayner Noble	Louisville

DICK HOWSER TROPHY WINNER

2006 Brad Lincoln, UTIL

BROOKS WALLACE AWARD WINNER

2006 Brad Lincoln, UTIL

ABCA/RAWLINGS NATIONAL PLAYER OF THE YEAR

2006 Brad Lincoln, UTIL

RIVALDS.COM NATIONAL PLAYER OF THE YEAR

2006 Brad Lincoln, UTIL

CSTV.COM NATIONAL PLAYER OF THE YEAR

2006 Brad Lincoln, UTIL

ROGER CLEMENS AWARD FINALIST

2006 Brad Lincoln, RHP

R.E. "BOB" SMITH AWARD FINALIST

2002 Brad Sullivan, RHP

JOHNNY BENCH CATCHER OF THE YEAR

Award Finalist

2002 Chris Snyder, C

USA BASEBALL NATIONAL TEAM MEMBERS

2006 Michael Bourn, OF

2005 Rob Johnson, C

2003 Jesse Crain, P

2002 Brad Sullivan, P

2001 Chris Snyder, C

1999 Shane Nance, P

Kyle Crowell, P

Trip Couch, Coach

1998 Shane Nance, P

TEAM CANADA NATIONAL TEAM MEMBERS

2006 Hyung Cho, INF

ALL-AMERICA

2006 Brad Lincoln, UTIL,

Collegiate Baseball 1st Team

Baseball America 1st Team

ABCA/Rawlings 1st Team

NCBWA 1st Team

RosenblattReport.com 1st Team

2003 Ryan Wagner, RHP,

Collegiate Baseball 1st Team

Sports Weekly 1st Team

ABCA 1st Team

Baseball America 1st Team

NCBWA 1st Team

CollegeBaseballInsider.com 1st Team

2002 Brad Sullivan, RHP,

Collegiate Baseball 1st Team

Baseball Weekly 1st Team

NCBWA 1st Team

Baseball America 1st Team

ABCA 1st Team

Jesse Crain, UTIL,

Baseball America 1st Team

Baseball Weekly 1st Team

NCBWA 2nd Team

Chris Snyder, C,

Baseball America 2nd Team

NCBWA 3rd Team

2000 Kyle Crowell, RHP,

Baseball America 1st Team

ABCA 2nd Team

Collegiate Baseball 2nd Team

NCBWA 2nd Team

The Sporting News 2nd Team

Jarrold Bitter, C,

NCBWA 2nd Team

1999 Kyle Crowell, RHP,

NCBWA 2nd Team

Collegiate Baseball 3rd Team

J.P. Woodard, 1B,

NCBWA 3rd Team

Brandon Caraway, OF,

NCBWA 3rd Team

1997 Goefrey Tomlinson, OF,

NCBWA 1st Team

Baseball America 3rd Team

Dustin Carr, 3B,

Collegiate Baseball 3rd Team

1994 Shane Buteaux, OF/P

2nd Team

1993 J.J. Matzke, 3B

3rd Team

1990 Keith Darter, DH

3rd Team

1987 Jody Supak, RHP

2nd Team

1986 Pat Hewes, C, ABCA

3rd Team

1983 Rayner Noble, LHP

1st Team

1976 Jerry Willeford, OF/C

1st Team

1968 Tom Paciorek, OF,

AACBC 1st Team

1967 Tom Paciorek, OF,

AACBC 1st Team

1966 Ike Lucas, OF,

AACBC 2nd Team

1953 Carlton Hanta, SS,

AACBC 3rd Team

FRESHMAN ALL-AMERICA

2013 Justin Montemayor, 1B,

Louisville Slugger/Collegiate Baseball

2013 Kyle Survance, OF,

Louisville Slugger/Collegiate Baseball

2008 Chase Dempsay, RHP,

Louisville Slugger;

Pro-Line NCBWA 1st Team

Rivals.com 1st Team

2008 Blake Kelso, 2B,

Louisville Slugger

2007 Wes Musick, LHP,

Collegiate Baseball

2006 Luis Flores, UTIL,

Collegiate Baseball;

RosenblattReport.com 1st Team

2002 Stuart Musslewhite, 2B,

Collegiate Baseball HM

2001 Michael Bourn, OF,

Collegiate Baseball HM

Hyung Cho, 3B,

Collegiate Baseball HM

Austin Faught, LHP,

Collegiate Baseball HM

Gene Flores, RHP,

Collegiate Baseball HM

Brad Sullivan, RHP,

Baseball Weekly 1st Team

Baseball America 2nd Team

Collegiate Baseball HM

2000 Bryan Harris, RHP,

Collegiate Baseball HM

1998 Jayme Sperring, 1B,

Collegiate Baseball HM

1997 Shane Nance, LHP,

Collegiate Baseball 1st Team

ACADEMIC ALL-AMERICA

2007 Josh Stirneman, 1B

ESPN The Magazine 2nd Team

1992 Greyson Liles, 1B, GTE

HOUSTON HALL OF HONOR

2013 Brad Sullivan, RHP

2010 Ike Lucas, OF

2008 Carlton Hanta, INF

2006 Rolan Walton, head coach/SS

2004 Lovette Hill, head coach

2000 Doug Drabek, RHP

1978 Tom Paciorek, OF

C-USA MALE ATHLETE OF THE YEAR

2006 Brad Lincoln, UTIL (Co)

NCAA COLLEGE WORLD SERIES

ALL-TOURNAMENT TEAM

1967 Tom Paciorek, OF

Ike Lucas, OF

NCAA REGIONAL

MOST OUTSTANDING PLAYER

2003 Cole Bruce, 1B (College Station, Texas)

2002 Keith Whatley, OF (Mesa, Ariz.)

2000 Shane Nance, LHP/DH (Houston)

NCAA REGIONAL ALL-TOURNAMENT TEAM

2008 College Station, Texas

Jimmy Cesario, INF

Ryan Lormand, INF

Chris Wallace, C

Jared Ray, RHP

2003 College Station, Texas

Cole Bruce, 1B

Hyung Cho, 3B

Michael Bourn, OF

Ryan Wagner, P

2002 Mesa, Ariz.

Brett Cooley, 1B

Hyung Cho, 3B

Michael Bourn, OF

Keith Whatley, OF

Brad Sullivan, P

Sam Mitchell, DH

2000 Houston

Aaron Melebeck, SS

Eric Lee, OF

Shance Nance, LHP/DH

Kris Wilken, UTIL

J.P. Woodward, 1B

1999 Houston

J.P. Woodward, 1B

Brandon Caraway, 2B

Bryan Moore, P

1990 South I

Fred Hinojosa, C

1987 Central

Fred Hinojosa, C

Jody Supak, C

1982 West II

Corky Swindell, INF

Mark Lavespere, OF

Rayner Noble, P

ABCA ALL-SOUTH CENTRAL REGION

2013 Austin Pruitt, RHP 2nd Team

2008 Bryan Pounds, INF 1st Team

Wes Musick, RHP 2nd Team

Jake Stewart, OF 2nd Team

2006 Brad Lincoln, RHP

Matt Weston, OF

2005 Justin Vaclavik, RP

2003 Brad Sullivan, P

Ryan Wagner, RP

2002 Brad Sullivan, P

Jesse Crain, RP

ABCA SOUTH CENTRAL REGION

COACH OF THE YEAR

2002 Rayner Noble

1976 Rolan Walton

ALL-NCAA DISTRICT NO. VI

1968 Tom Paciorek, OF 1st Team

Phil Rose, C 3rd Team

CONFERENCE PLAYER OF THE YEAR

Southwest Conference

1990 Keith Darter, DH/P

1983 Rayner Noble, P

CONFERENCE PITCHER OF THE YEAR

Conference USA

2006 Brad Lincoln, RH

2002 Brad Sullivan, RH

2000 Kyle Crowell, RH

1999 Kyle Crowell, RH

CONFERENCE NEWCOMER OF THE YEAR

Conference USA

2013 Frankie Ratcliff, SS

2007 Jimmy Cesario, OF

Southwest Conference

1992 Jeff Haas, P

1990 James Wambach, 1B

CONFERENCE FRESHMAN OF THE YEAR

Conference USA

2013 Justin Montemayor, 1B

1998 Shane Nance, P



CONFERENCE COACH OF THE YEAR

Conference USA

2000	Rayner Noble
1999	Rayner Noble

Southwest Conference

1982	Rolan Walton
1976	Rolan Walton

ALL-CONFERENCE

Conference USA

2013	Austin Pruitt	2nd Team
	Justin Montemayor	2nd Team
	Kyle Survance	2nd Team
	Frankie Ratcliff	2nd Team
2011	Caleb Ramsey	2nd Team
2009	Donnie Joseph	1st Team
	Blake Kelso	2nd Team
	Jared Ray	2nd Team
	Chris Wallace	2nd Team
2008	Bryan Pounds, INF	1st Team
	Jake Stewart, OF	1st Team
	Wes Musick, RHP	2nd Team
2007	Wes Musick, P	1st Team
	Jimmy Cesario, OF	1st Team
	Luis Flores, C	2nd Team
2006	Brad Lincoln, P	1st Team
	Brad Lincoln, DH	1st Team
	Isa Garcia, INF	1st Team
	Matt Weston, OF	1st Team
2005	Travis Tully, OF	1st Team
	Matt Farrington, P	1st Team
	Kevin Roberts, UTIL	2nd Team
2004	Travis Tully, OF	2nd Team
2003	Hyung Cho, 3B	1st Team
	Brad Sullivan, P	1st Team
	Ryan Wagner, P	2nd Team
2002	Brad Sullivan, P	1st Team
	Brett Cooley, IF	1st Team
	Chris Snyder, C	1st Team
	Jesse Crain, IF	1st Team
	Jesse Crain, RP	1st Team
	Michael Bourn, OF	2nd Team
2001	Brad Sullivan, P	1st Team
	Chris Snyder, C	2nd Team
	Michael Bourn, OF	2nd Team
	Austin Faught, P	2nd Team
2000	Jarrold Bitter, C	1st Team
	Kyle Crowell, P	1st Team
	Tyson Schweitzer, OF	1st Team
	Aaron Melebeck, IF	2nd Team
	Kris Wilken, IF	2nd Team
	Eric Lee, OF	2nd Team
	Duncan McAdoo, P	2nd Team
	Shane Nance, P	2nd Team
1999	Kyle Crowell, P	1st Team
	Brandon Caraway, IF	1st Team
	J. P. Woodward, IF	1st Team
	Jarrold Bitter, C	2nd Team
	Shane Nance, P	2nd Team
	Bryan Moore, RP	2nd Team
1998	Shane Nance, P	1st Team
	Brandon Caraway, OF	2nd Team
	Bruce Rios, DH	2nd Team
	Jon McDonald, P	2nd Team
1997	Dustin Carr, IF	1st Team
	Goefrey Tomlinson, OF	1st Team
	Bruce Rios, C	3rd Team
	Shaun Skrehot, IF	3rd Team

Southwest Conference

1996	Jason Schreiber, UTIL	1st Team
	Mark Manbeck, P	1st Team
1995	Jason Farrow, P	1st Team
	Jason Smiga, SS	1st Team
1994	Shane Buteaux, OF	1st Team
	Ricky Freeman, UTIL	1st Team
1993	Phil Lewis, OF	1st Team
	Ricky Freeman, UTIL	1st Team
1992	Jeff Haas, P	1st Team
	Phil Lewis, OF	1st Team
	Greyson Liles, UTIL	1st Team
1991	Rusty Smajstrla, OF	1st Team
	Al Benavides, P	1st Team
1990	Keith Darter, DH	1st Team
	James Wambach, 1B	1st Team
	Al Benavides, P	1st Team
1989	David Vasquez, OF	1st Team
	Fred Hinojosa, C	1st Team
1988	Fred Hinojosa, C	1st Team
1987	Larry Coker, P	1st Team
	Jody Supak, P	1st Team
	Omar Brewer, OF	1st Team
1986	Pat Hewes, C	1st Team
	Dan Larson, DH	1st Team
1985	Dan Larson, DH	1st Team
1984	Dan Larson, DH	1st Team
1983	Rayner Noble, P	1st Team
	Corky Swindell, 2B	1st Team
1982	Wes Gregersen, OF	1st Team
1981	Mike Minturn, 1B	1st Team
	Mark Lavespere, OF	1st Team
	Rayner Noble, P	1st Team
1980	Mike Breslin, 1B	1st Team
1979	Jay Beard, DH	1st Team
1978	Jay Beard, DH	1st Team
1977	Gary Weiss, 2B	1st Team
1976	Jerry Willeford, C	1st Team
	Charles Garza, P	1st Team
1974	Steve Reeves, 1B	1st Team
1973	Mike Bollman, C	1st Team
	David Vinson, OF	1st Team
	Tommy Kaiser, OF	1st Team

Missouri Valley Conference

1960	Gary Nelson, 2B	1st Team
	Bucky Watkins, SS	1st Team
	Bubba Wagner, C	1st Team
	Bob Peters, P	1st Team
1957	Jimmy Bethea, CF	1st Team

Lone Star Conference

1948	Lloyd Ellis, 1B
	Eugene Lehnertz, SS

CONFERENCE TOURNAMENT MOST OUTSTANDING PLAYER

Conference USA

2008	Bryan Pounds, INF
2000	Jarrold Bitter, C
1997	Scottie Scott, C

Southwest Conference USA

1990	Ricky Torres, 3B
1987	Larry Coker, P/1B
1982	Dale Oliver, DH

CONFERENCE ALL-TOURNAMENT TEAM

Conference USA

2013	Justin Montemayor, 1B
2012	Landon Appling, OF

2011	Ryan Still, INF
	Landon Appling, OF
	Caleb Ramsey, OF
	Jared Ray, P
	Bryan Pounds, INF

2010	M.P. Cokinos, DH
2008	Jimmy Cesario, INF
	Zak Presley, OF
	Jared Ray, RHP

2006	Luis Flores, P
	Isa Garcia, INF
	Jake Stewart, OF
	Brad Lincoln, DH

2005	Dustin Kingsbury, SS
2004	Kevin Roberts, DH
2002	Michael Bourn, OF
	Chris Snyder, C

2000	Jarrold Bitter, C
	Sean Allen, INF
	Brandon Caraway, OF
	Shane Nance, P
1999	Jarrold Bitter, C
	Brandon Caraway, INF
	Bryan Moore, P
	Shane Nance, P

1998	Brandon Caraway, OF
	Eric Lee, OF

1997	Scottie Scott, C
	Jason Schreiber, DH
	Shaun Skrehot, SS
	Goefrey Tomlinson, OF

Southwest Conference

1990	Ricky Torres, 3B
	Keith Darter, DH
	Fred Hinojosa, C
	Scott Sheldon, SS
	Ben Weber, P

1987	Larry Coker, P/1B
	Lonnie Walker, OF
1983	Steve Seberger, OF
	Corky Swindell, 2B

1982	Dale Oliver, DH
	Wesley Gregersen, OF
	Jeff Jacobson, IF

1981	Chuck Shirley, 1B
	Rusty Snyder, OF

1978	Terry Byrum, DH
	Bobby Hollas, 1B
	Donny Randell, OF

CONFERENCE ALL-FRESHMEN TEAM

Conference USA

2013	Justin Montemayor, 1B
	Kyle Survance, OF
	Jake Lemoine, RHP
	Josh Vidales, 2B

2012	Michael Pyeatt, OF
2011	Landon Appling, OF
2010	M.P. Cokinos, DH
2009	Michael Goodnight, RHP
2008	Chase Dempsay, RHP

	Blake Kelso, INF
2007	Wes Musick, P
	Zak Presley, OF
2006	Travis Cougot, SS
2004	Brad Lincoln, P

2003	Matt Farrington, OF
	Travis Tully, OF
2002	Stuart Musslewhite, 2B
2001	Hyung Cho, 3B

	Michael Bourn, OF
--	-------------------

	Austin Faught, P
	Gene Flores, P
	Brad Sullivan, P

2000	Bryan Harris, P
1998	Jayne Sperring, INF
	Kris Wilken, OF
	Jarrold Bitter, C

1997	Brandon Caraway, OF
	Eric Lee, OF
	Shane Nance, P
	Robert Dieudonne, RP

COSIDA ACADEMIC ALL-DISTRICT

2012	Jonathan Davis, DH	1st Team
	Capital One	1st Team

2007	Josh Stirmeman, 1B	1st Team
	ESPN The Magazine	1st Team

2003	Brian Henderson, P	2nd Team
	Verizon	2nd Team

1992	Greyson Liles, 1B, GTE
	Jeff Haas, P, GTE

ALL-ACADEMIC TEAM

Conference USA

2013	Caleb Barker, C
	Daniel Poncedeleon, RHP

2012	Jared Ray, P
2011	Matt Creel, P
2010	Matt Creel, P

2009	Blake Kelso, INF
2008	Jimmy Cesario, INF
	Zak Presley, OF

2007	Jimmy Cesario, OF
	Josh Stirmeman, INF

COMMISSIONER'S ACADEMIC MEDAL

Conference USA

2013	Caleb Barker, C
	Justin Montemayor, 1B

2012	Ryan Vruggink, P
2010	Matt Creel, P
	Travis Trial, INF

2009	Jimmy Cesario, INF
2008	Josh Stirmeman, INF
2007	Josh Stirmeman, INF

2006	Josh Stirmeman, INF
2001	Brian Henderson, P
	Thanos Papavaiioulou, 1B

1997	Morgan Stephens, Util.
------	------------------------

COMMISSIONER'S HONOR ROLL

2013	Landon Appling, OF
	Caleb Barker, C
	Jonathan Davis, UTL

	Tyler Ford, P
	Dustin Fuerst, P
	Ashford Fulmer, OF

	Aaron Garza, P
	Casey Grayson, 1B
	Price Jacobs, OF

	Kyle Kirk, 3B
	Kevin Kubecka, C
	Brady Latimer, C

	Jacob Lueneburg, UTL
	Justin Montemayor, 1B
	Logan Piper, P

	Daniel Poncedeleon, P
	Frankie Ratcliff, SS
	Dylan Rucker, P

	Grant Slaughter, P
	Daniel Smith, P/C



HOUSTON BASEBALL

NCAA & CONFERENCE TEAM AND INDIVIDUAL CHAMPIONS

NCAA TEAM CHAMPIONS

Fielding Percentage
2000 .977 (C-USA)

NCAA INDIVIDUAL CHAMPIONS

Strikeouts per Nine Innings
2002 Ryan Wagner (C-USA) 16.8

NCAA Division I single-season record

TEAM CONFERENCE CHAMPIONS

Batting Average
2002 .310 (C-USA)

Home Runs
2000 75 (C-USA)

RBI
2000 445 (C-USA)

Doubles
2000 157 (C-USA)
1999 140 (C-USA)
1997 147 (C-USA)

Triples
2013 25 (C-USA)
2000 16 (C-USA)

Stolen Bases
2013 82 (C-USA)
1999 114 (C-USA)
1997 152 (C-USA)

Hits
2002 693 (C-USA)

Runs Scored
2000 484 (C-USA)

ERA
2002 3.20 (C-USA)
2000 3.58 (C-USA)

Strikeouts Pitched
2003 605 (C-USA)
2002 548 (C-USA)

Walks Allowed
2013 161 (C-USA)

Fielding Percentage
2000 .977 (C-USA)
1999 .969 (C-USA)
1997 .963 (C-USA)

Slugging Percentage
2000 .484 (C-USA)

INDIVIDUAL CONFERENCE CHAMPIONS

Batting Average
1993 J.J. Matzke (SWC) .397
1990 Keith Darter (SWC) .396
1988 Fred Hinojosa (SWC) .412
1981 Mike Mintum (SWC) .408
1976 Jerry Willeford (SWC) .403

Home Runs
1986 Pat Hewes (SWC) 23
1982 Jeff Jacobson (SWC) 11
1975 Mike Higgins (SWC) 9

Doubles
2000 Aaron Melebeck (C-USA) 24
1999 Tyson Schweitzer (C-USA) 24
1997 Dustin Carr (C-USA) 32

Triples
2013 Frankie Ratcliff (C-USA) 8
2000 Eric Lee (C-USA) 5

Slugging Percentage
2006 Matt Weston (C-USA) .657

Stolen Bases
2013 Kyle Survance 20
2002 Michael Bourn (C-USA) 32
1997 Shaun Skrehot (C-USA) 33

Hits
1997 Dustin Carr (C-USA) 108

Walks
2013 Josh Vidales (C-USA) 49

Runs Scored
2008 Jake Stewart (C-USA) 74

Pitching Wins
2002 Brad Sullivan (C-USA) 13
2000 Kyle Crowell (C-USA) 13

ERA
2006 Brad Lincoln (C-USA) 1.69
2002 Brad Sullivan (C-USA) 1.82
2000 Shane Nance (C-USA) 2.31
1981 Jeff Achilles (SWC) 1.59
1960 Bob Peters (MVC) 1.40

Strikeouts Pitched
2003 Brad Sullivan (C-USA) 154
2002 Brad Sullivan (C-USA) 157
2000 Kyle Crowell (C-USA) 117

Wins
2013 Austin Pruitt (C-USA) 10

Saves
2003 Ryan Wagner (C-USA) 15
2002 Jesse Crain (C-USA) 10

Kyle Survance, OF
Josh Vidales, 2B
Ryan Vrugink, P
Chase Wellbrock, P
Taylor White, INF
2012 Landon Appling, OF
Harrison Ayala, INF
Keith Brenner, P
John Cannon, C
Jonathan Davis, DH
Dustin Fuerst, P
Aaron Garza, P
Casey Grayson, P
Matt Hernandez, P
Jesse Hoover, OF
Price Jacobs, OF
Travis Jenkins, P
Chase Jensen, INF
Cory Kay, OF
Jacob Lueneburg, OF
Codey Morehouse, INF/P
David Murphy, INF
Michael Pyeatt, OF
Jared Ray, P
Kendall Stacks, INF

Aaron Stewart, P
Wes Theiss, INF/OF
Ryan Vrugink, P
Chase Wellbrock, P
Mo Wiley, P
2011 Landon Appling, OF
Kyle Bacak, C
John Cannon, C
Matt Creel, P
Jonathan Davis, OF
Aaron Donahoe, P
Dustin Fuerst, P
Austin Gracey, INF
Travis Jenkins, P
Jordan Lewis, P
Kyle Maldonado, C
Lucas Moran, P
David Murphy, INF
Caleb Ramsey, OF
Jared Ray, P
Ryan Still, INF
Matt Taylor, P
Travis Trial, INF
Chase Wellbrock, P
Taylor White, INF

2010 John Cannon, C
Matt Creel, P
Michael Goodnight, P
Austin Gracey, INF
Blake Kelso, INF
D. Murphy, INF
Zak Presley, OF
Caleb Ramsey, OF
Jared Ray, P
Jake Runte, INF
Tanner Shiflett, P
Ryan Still, INF
Travis Trial, INF
Tom Wertz, INF
Taylor White, INF
Mo Wiley, P
2009 Jimmy Cesario, INF
Michael Goodnight, RHP
Blake Kelso, INF
D. Murphy, INF
Zac Presley, OF
Caleb Ramsey, OF
Jared Ray, RHP
Carlos Reyes, INF
Matt Taylor, LHP
Tom Wertz, INF
Taylor White, INF
2008 Jimmy Cesario, INF
Austin Goolsby, C
Taylor Hammack, LHP
Blake Kelso, INF
David Murphy, INF
Zak Presley, OF
Caleb Ramsey, OF
Jared Ray, RHP
Matt Taylor, LHP/OF
Tom Wertz, INF/C
Josh Stirmeman, INF
2007 Jimmy Cesario, OF
Austin Goolsby, C
Chris Joseph, OF
Zak Presley, OF
Josh Stirmeman, OF
2006 Jeremy Aranda, INF
Josh Aranda, INF
Clayton Boone, P
Aaron Brown, P
Keith Colquitt, OF
Donnie deRegnier, P
Brett Logan, C
Cody Waller, C
Matt Weston, OF
Chris Wright, P
2005 Jeremy Aranda, UTIL
Josh Aranda, UTIL
Clayton Boone, P
Aaron Brown, P
Keith Colquitt, UTIL
Donnie deRegnier, P
Mark McGonigle, OF
Sean McLemore, P
Kevin Roberts, P/INF
Cody Waller, C
Chris Wright, P
2004 Bryan Harris, P
Jared Grein, INF
Thanos Papavasiliou, INF
Brandon Roznovsky, P
Stuart Musslewhite, P
Austin Sumerlin, P
Kevin Roberts, P
2003 Clint Decuir, C

Bryan Harris, P
Brian Henderson, P
Travis Mays, P
Stuart Musslewhite, SS
Kevin Roberts, INF/P
Brian Temko, C
Danny Zell, P
2002 Wayne Ayo, P
Jesse Crain, SS/RP
Austin Fought, P
Bryan Harris, P
Brian Henderson, P
Brett Logan, C
Gabe Lucas, OF
Stuart Musslewhite, 2B
Thanos Papavasiliou, 1B
Brad Sullivan, P
Austin Sumerlin, P
Ryan Wagner, P
Danny Zell, P
2001 Brian Henderson, P
Thanos Papavasiliou, 1B
Julio Alvarez, P
Austin Fought, P
Jared Grein, P/OF
Bryan Harris, P
Gabe Lucas, P
Michael Reiss, P
Brad Sullivan, P
2000 Jarrod Bitter, C
Kyle Crowell, P
Bryan Harris, P
Dan O'Donnell, OF/C
Chris Snyder, C
1999 Jarrod Bitter, C
Randall Collum, C
Kyle Crowell, P
Justin Syfert, INF
1998 Jason Pekar, OF
Jayne Sperring, P/1B
Shance Nance, P
Bryan Moore, P
Kyle Crowell, P
Randall Collum, C
Jarrod Bitter, C
1997 Alex Jackson, P
Aaron Brown, P
Morgan Stephens, UTIL
Ryan Ware, INF
Southwest Conference
1996 John Box
Jason Schreiber
Joel Stephens
1995 John Box
Jason Farrow
James Scott
Joel Stephens
Ryan Walter
1994 Christopher Haggard
Ramy Ibrahim
Justin Regner
Ryan Walter
PRO-LINE CAP NATIONAL PLAYER OF THE WEEK
May 15, 2006 Brad Lincoln
March 10, 2005 Brad Lincoln
March 24, 2002 Brad Sullivan



COLLEGIATE BASEBALL NATIONAL PLAYER OF THE WEEK

April 10, 2006	* Matt Weston, OF
April 21, 2003	Brad Sullivan, P
April 15, 2002	Brad Sullivan, P
March 24, 2002	Brad Sullivan, P
March 25, 1991	Vaughn Eshelman, P
Feb. 26, 1991	Ben Weber, P
March 6, 1989	Keith Darter, P/OF
Feb. 13, 1989	Eric Rasberry, P

MIZUNO NATIONAL PLAYER OF THE WEEK

Feb. 20, 1994	Matt Beech, P
March 9, 1992	Wade Williams, P

NCBWA/PRO-LINE PITCHER OF THE WEEK

March 9, 2010	Michael Goodnight, P
---------------	----------------------

COLLEGE BASEBALL INSIDER CENTRAL REGIONAL PLAYER OF THE WEEK

April 21, 2003	* Brian Henderson, P
March 9, 2010	Michael Goodnight, P

COLLEGE BASEBALL FOUNDATION NATIONAL ALL-STAR LINE-UP

March 9, 2010	Michael Goodnight, P
---------------	----------------------

CONFERENCE HITTERS OF THE WEEK

Conference USA	
Feb. 21, 2011	Chase Jensen
April 6, 2009	Chris Wallace
March 31, 2008	Bryan Pounds
May 19, 2008	Bryan Tully
May 14, 2007	Ryan Lormand
Feb. 12, 2007	* Jimmy Cesario
April 17, 2006	* Matt Weston
April 10, 2006	* Matt Weston
May 17, 2004	Rob Johnson
Feb. 16, 2004	Brett Cooley,
April 28, 2003	Cole Bruce
April 16, 2003	Brett Cooley
Feb. 25, 2002	Jesse Crain
Feb. 10, 2002	Chris Snyder
May 7, 2001	Hyung Cho
May 8, 2000	Kris Wilken
March 20, 2000	Jarrod Bitter
Feb. 28, 2000	Tyson Schweitzer
April 26, 1999	* J.P. Woodward
April 5, 1999	Jarrod Bitter
Feb. 15, 1999	Brandon Carraway
April 27, 1998	Mike Medrano
March 13, 1997	Goefrey Tomlinson
March 24, 1997	Dustin Carr

Southwest Conference

April 23, 1996	Jason Schreiber
April 15, 1995	Jason Smiga
Feb. 14, 1994	Shane Buteaux
May 6, 1992	Phil Lewis
March 16, 1992	Phil Lewis
May 6, 1991	Brian Blair
April 5, 1988	Fred Hinojosa

CONFERENCE PITCHERS OF THE WEEK

March 5, 2012	Jared Ray
April 25, 2011	*Jordan Lewis
March 9, 2010	Michael Goodnight
March 23, 2009	*Donnie Jospheh
April 21, 2008	John Touchton

May 5, 2008	Chase Dempsay
April 23, 2007	Aaron Brown
March 26, 2007	* Wes Musick
May 15, 2006	Brad Lincoln
May 8, 2006	Ricky Hargrove
March 27, 2006	Brad Lincoln
March 6, 2006	Brad Lincoln
Feb. 13, 2006	Brad Lincoln
May 9, 2005	Brad Lincoln
April 11, 2005	* Matt Farrington
March 20, 2005	Matt Farrington
May 10, 2004	Matt Varner
March 8, 2004	Brett Cooley
April 28, 2003	Brad Sullivan
April 21, 2003	* Brian Henderson
March 17, 2003	Brad Sullivan
May 20, 2002	Brad Sullivan
April 16, 2002	Brad Sullivan
April 1, 2002	Jesse Crain
March 25, 2002	Brad Sullivan
April 9, 2001	* Austin Faught
March 19, 2001	* Austin Faught
May 15, 2000	* Shane Nance
May 1, 2000	Duncan McAdoo
April 17, 2000	Kyle Crowell
April 3, 2000	Kyle Crowell
March 13, 2000	Kyle Crowell
Feb. 28, 2000	Kyle Crowell
Feb. 14, 2000	* Shane Nance
May 3, 1999	Duncan McAdoo
April 12, 1999	* Shane Nance
May 15, 1999	Kyle Crowell
Feb. 15, 1999	Bryan Moore
May 4, 1998	* Shane Nance
April 27, 1998	* Shane Nance
March 30, 1998	* Jon McDonald
May 23, 1998	* Shane Nance
Feb. 23, 1998	* Jon McDonald

Southwest Conference

April 23, 1996	Jason Schreiber
April 29, 1995	John Box
March 21, 1994	Matt Beech
Feb. 21, 1994	Matt Beech
April 22, 1992	Jeff Haas, P
March 9, 1992	Wade Williams
March 25, 1991	Vaughn Eshelman
Feb. 26, 1991	Ben Weber, RH
May 8, 1987	Jody Supak, RH
April 11, 1987	Jody Supak, RH

TEAM MOST VALUABLE PLAYER

2013	Austin Pruitt, RHP
2012	John Cannon, C
2011	Ryan Still, INF
2010	Blake Kelso, INF
2009	Donnie Joseph, LHP
2008	Bryan Pounds, INF
2007	Jimmy Cesario, OF
2006	Brad Lincoln, RHP/DH
2005	Kevin Roberts, UTIL
2004	Kevin Roberts, UTIL
2003	Hyung Cho, 3B
2002	Jesse Crain, SS/RHP
2001	Chris Snyder, C
2000	Kyle Crowell, P
1999	Brandon Caraway, 2B
1998	Shane Nance, P
1997	Dustin Carr, 3B
	Goefrey Tomlinson, OF
1996	Jason Schreiber, DH/P

TELEVISION APPEARANCES

Date	Opponent	Result	Score	Network
April 23, 2013	at Texas	L	0-4	Longhorn Network
April 20, 2013	Rice	L	0-4	Fox Sports Network
March 3, 2013	vs. Cal	L	2-13 (8)	Comcast SportsNet Houston
March 2, 2013	vs. Baylor	W	15-4 (7)	Comcast SportsNet Houston
May 6, 2012	at Rice	L	2-8	Comcast Sports Southwest
May 5, 2012	at Rice	L	3-4 (10)	Fox Sports Network
May 4, 2012	at Rice	W	11-6	Fox College Sports
March 24, 2012	at Southern Miss	L	2-17 (7)	Comcast Sports Southwest
March 4, 2012	vs. Texas Tech	L	4-10	ESPN3
March 3, 2012	vs. Arkansas	W	4-1	ESPN3
March 2, 2012	vs. Tennessee	W	7-4	ESPN3
May 8, 2011	Rice	L	2-5	Comcast Sports Southwest
May 7, 2011	Rice	L	6-12	Comcast Sports Southwest
May 6, 2011	Rice	L	2-8	Comcast Sports Southwest
April 29, 2011	at UCF	L	4-6	Comcast Sports Southwest/ Bright House Network
March 29, 2011	at Rice	L	0-7	Comcast Sports Southwest
March 27, 2011	at TCU	L	1-9	Comcast Sports Southwest/The Mtn.
March 26, 2011	at TCU	L	10-16	The Mtn.
March 25, 2011	at TCU	W	7-6	Comcast Sports Southwest/The Mtn.
March 23, 2011	at Rice	L	2-7	Comcast Sports Southwest
May 21, 2010	at East Carolina	W	7-6	CBS College Sports
May 18, 2010	Rice	L	5-15	Comcast Sports Southwest
April 1, 2010	at Rice	L	0-6	Comcast Sports Southwest
April 2, 2010	at Rice	L	2-11	Comcast Sports Southwest
May 2, 2009	Rice	L	5-7	CBS College Sports
May 1, 2009	Rice	W	7-4	CBS College Sports
June 2, 2008	at Texas A&M	L	5-13	Fox Sports Network
June 1, 2008	at Texas A&M	W	4-3	Fox Sports Network
June 1, 2008	vs. UIC	W	14-11 (11)	Fox Sports Network
May 25, 2008	vs. Marshall	W	3-2	CBS College Sports
April 12, 2008	Tulane	L	5-7	CBS College Sports
April 11, 2008	Tulane	W	4-3	CBS College Sports
May 17, 2007	Southern Miss	L	0-6	CSTV
May 4, 2007	East Carolina	L	1-3	CSTV
April 20, 2007	at Tulane	W	7-0	CSTV
April 13, 2007	Rice	W	5-2	CSTV
May 27, 2006	at Rice	L	5-11	CSTV
April 9, 2006	Tulane	W	6-2	CSTV
May 10, 2005	at Texas A&M	L	6-7	ESPN2
Feb. 27, 2005	at LSU	L	1-8	Jumbo Sports Network
Feb. 27, 2005	at LSU	L	11-5	Jumbo Sports Network
June 9, 2003	at Rice	L	2-5	ESPN
June 8, 2003	at Rice	L	2-10	ESPN2
June 7, 2003	at Rice	W	5-2	ESPN Regional
April 16, 2003	Rice	W	5-1	CSTV
May 26, 2002	vs. East Carolina	L	0-4	Fox Sports Net
Feb. 24, 2002	LSU	W	12-11	Jumbo Sports Network
May 12, 2001	at USF	L	9-10	Fox Sports Net
May 21, 2000	vs. Cincinnati	W	7-4 (10)	Fox Sports Net
Feb. 17, 2001	at LSU	L	1-4	College Sports Southeast
Feb. 17, 2001	at LSU	L	4-9	College Sports Southeast
May 14, 2000	at Southern Miss	W	7-5	Fox TV
March 7, 2000	Texas A&M	L	7-8	KTBU-TV
Feb. 29, 2000	Texas	L	5-9	KTBU-TV
Feb. 25, 2000	at LSU	W	10-2	College Sports Southeast
April 28, 1999	Rice	W	8-3	KNWS-TV
March 16, 1999	Rice	L	2-6	KNWS-TV
May 18, 1997	vs. Charlotte	W	22-7	Fox Sports Net
April 13, 1995	at Baylor	L	2-13	Prime
April 13, 1995	at Baylor	W	2-0	Prime
April 9, 1994	at Texas Tech	L	8-11	HSE
April 9, 1994	at Texas Tech	L	4-11	HSE
April 11, 1990	at Oklahoma State	W	10-4	HSE
April 7, 1990	Baylor	W	5-4	HSE
April 7, 1990	Baylor	W	3-2	HSE
Feb. 18, 1990	vs. UCF	L	5-12	HSE
March 17, 1985	Notre Dame	W	14-4	ESPN

By Network

Network	W	L	Score
ESPN Regional	1	0	1.000
Fox TV	1	0	1.000
CBS College Sports	4	2	.667
Comcast SportsNet Houston	1	1	.500
Comcast Sports Southwest	1	11	.083
CSTV	4	3	.571
HSE	3	3	.500
Fox College Sports	1	0	1.000
Fox Sports Network	4	5	.444
ESPN	1	1	.500
ESPN3	2	1	.667
KNWS-TV	1	1	.500
Prime	1	1	.500
Jumbo	1	2	.333
College Sports Southeast	1	2	.333
ESPN2	0	2	.000
KTBU-TV	0	2	.000
Bright House Network	0	1	.000
The Mtn.	1	2	.333
Longhorn Network	0	1	.000
14 Networks	26	42	.382



HOUSTON BASEBALL

1991	Al Benavides, P
1990	Keith Darter, DH/P
1989	David Vasquez, OF
1988	Fred Hinojosa, C
1987	Jody Supak, P
1986	Pat Hewes, C
1985	Benny Mota, DH
1984	Riley Epps, C
1983	Rayner Noble, P
1982	Wesley Gregersen, OF
1981	Mark Lavespere, OF
1980	Kevin Muno, OF/INF
1979	Jay Beard, OF/INF
1978	Jay Beard, OF
	Billy Blum, P
1977	Billy Blum, P
1976	Jerry Willeford, OF
1975	Steve Reeves, 1B
1974	Tommy Kaiser, 3B
1973	Tommy Kaiser, 3B
1972	Tom Duschinski, OF
1971	Elroy Olthold, P
1970	Rusty Clark, OF
1969	Trey Williams, OF
1968	Tom Paciorek, OF
1967	Tom Paciorek, OF
1966	Ike Lucas, OF
1965	Jack Skog, 3B
1964	Bill Pruett, C
1963	James Shirley, OF
1962	Pete Stonestreet, P
1961	Bunky Caldwell, OF/C
1960	Gary Nelson, 2B
1959	Gary Nelson, 2B
1958	Billy Dube, OF
1957	Don Price, SS
1956	Wayne Tucker, 1B
1955	Doug Osburn, INF
	Ronnie Zeller, P
1954	Carlton Hanta, SS
1953	Carlton Hanta, SS
1952	Lou Payton, OF
1951	Rolan Walton, SS
1948	Lloyd Ellis, 1B

* – indicates left-handed hitter or pitcher



NCAA POSTSEASON HISTORY

POSTSEASON GLORY

Two NCAA College World Series Berths

1967, 1953

Three NCAA Regional Championships

2003, 2002, 2000

18 NCAA Regional Berths

2008, 2006, 2003, 2002, 2001, 2000,
1999, 1997, 1990, 1987, 1985, 1982,
1967, 1966, 1960, 1958, 1953, 1951

Three NCAA College World Series

All-Tournament Team Members

Tom Paciorek, Ike Lucas, Ron Baker (1967)

28 NCAA Regional All-Tournament Team Members

NCAA College Station Regional at College Station, Texas (No. 3 Seed)

May 30	W, 5-3	Dallas Baptist
May 31	L, 4-22	Texas A&M
June 1	W, 14-11 (10)	UIC
June 1	W, 4-3	Texas A&M
June 2	L, 5-13	Texas A&M

Record: 3-2 (Runner-up)

All-Tournament Team: C Chris Wallace, 1B Jimmy Cesario, 2B Ryan Lormand, P Jared Ray

2006

NCAA Norman Regional at Norman, Okla. (No. 2 Seed)

June 2	L, 1-2	Wichita State
June 3	L, 6-8	Oklahoma

Record: 0-2 (Fourth)

2003

NCAA Houston Super Regional at Houston, Texas (Reckling Park)

June 7	W, 5-2	Rice
June 8	L, 2-10	Rice
June 9	L, 2-5	Rice

Record: 1-2 (Runner-Up)

NCAA College Station Regional at College Station, Texas (No. 3 Seed)

May 30	L, 3-9	Alabama
May 31	W, 4-2	Oral Roberts
May 31	W, 16-8	Alabama
June 1	W, 7-6	Texas A&M
June 1	W, 7-6 (10)	Texas A&M

Record: 4-1 (Champions)

Most Outstanding Player: INF Cole Bruce

All-Tournament Team: INF Cole Bruce, INF Hyung Cho, OF Michael Bourn, P Ryan Wagner

2002

NCAA Austin Super Regional at Austin, Texas

June 7	W, 2-0	Texas
June 8	L, 2-17	Texas
June 9	L, 2-5	Texas

Record: 1-2 (Runner-Up)

NCAA Mesa Regional at Mesa, Ariz. (No. 1 Seed)

May 31	W, 9-0	New Mexico State
June 1	W, 8-3	Arizona State
June 2	W, 8-4	Arizona State

Record: 3-0 (Champions)

Most Outstanding Player: OF Keith Whatley

All-Tournament Team: INF Brett Cooley, INF Hyung Cho, OF Michael Bourn, OF Keith Whatley, P Brad Sullivan, OF Sam Mitchell

2001

NCAA Houston Regional at Houston, Texas (Reckling Park) (No. 3 Seed)

May 25	L, 1-7	Baylor
May 26	L, 6-7	Texas-Arlington

Record: 0-2 (Fourth)

2000

NCAA Houston Super Regional at Cougar Field

June 2	L, 3-5	San Jose State
June 3	W, 5-2	San Jose State
June 4	L, 2-3	San Jose State

Record: 1-2 (Runner-Up)

NCAA Houston Regional at Cougar Field (No. 1 Seed)

May 26	W, 7-6	Princeton
May 27	W, 5-2	Rice
May 28	L, 4-5	Rice
May 28	W, 9-5	Rice

Record: 3-1 (Champions)

Most Outstanding Player: P/DH Shane Nance

All-Tournament Team: SS Aaron Melebeck, OF Eric Lee, P/DH Shane Nance, UTIL Kris Wilken, INF J.P. Woodward,

1999

NCAA Houston Regional at Cougar Field (No. 1 Seed)

May 28	W, 6-4	Texas State
May 29	L, 3-5	Louisiana-Lafayette
May 29	W, 8-5	Texas
May 30	L, 8-19	Louisiana-Lafayette

Record: 2-2 (Runner-Up)

All-Tournament Team: INF J.P. Woodward, 2B Brandon Caraway, P Bryan Moore

1997

NCAA South I Regional at Baton Rouge, La. (No. 5 Seed)

May 22	L, 6-12	South Alabama
May 23	L, 5-9	UNC Greensboro

Record: 0-2 (t-5th)

1990

NCAA South I Regional at Baton Rouge, La. (No. 3 Seed)

May 24	W, 4-2	Georgia Tech
May 25	L, 11-26	USC
May 26	W, 15-3	Southern Miss
May 26	L, 4-6	LSU

Record: 2-2 (t-3rd)

All-Tournament Team: C Fred Hinojosa

1987

NCAA Central Regional at Austin, Texas

May 21	W, 10-5	Indiana State
May 22	W, 8-4	Sam Houston State
May 23	L, 3-15	Texas
May 23	W, 4-0	Sam Houston State
May 24	L, 4-13	Texas

Record: 3-2 (Runner-Up)

All-Tournament Team: C Fred Hinojosa, P Jody Supak

1985

NCAA Central Regional at Austin, Texas

May 23	W, 11-4	LSU
May 24	L, 2-9	Texas
May 25	L, 9-10	Lamar

Record: 1-2 (t-5th)

1982

NCAA West II Regional at Tempe, Ariz.

May 28	L, 3-7	Cal State Fullerton
May 29	W, 13-3	San Diego State
May 30	L, 5-9	Arizona State

Record: 1-2 (t-5th)

All-Tournament Team: INF Corky Swindell, OF Mark Lavespere, P Rayner Noble

1967

NCAA College World Series at Omaha, Neb.

June 12	L, 1-12	Stanford
June 13	W, 7-2	Ohio State
June 14	W, 3-2	Boston College
June 16	W, 3-0	Arizona State
June 18	L, 2-11	Arizona State

Record: 3-2 (National Runner-Up)

All-Tournament Team: OF Tom Paciorek, INF Ron Baker, OF Ike Lucas

NCAA District 6 Playoffs at Austin, Texas and Houston

May 16	W, 11-8	Texas (at Houston)
May 18	L, 1-5	Texas (at Austin)
May 19	W, 4-3	Texas (at Austin)

Record: 2-1 (Champions)

1966

NCAA District 6 Playoffs at Houston, Texas

May 18	T, 4-4	Texas
May 19	W, 5-4	Texas
May 21	L, 3-9	Texas
May 21	L, 5-8	Texas

Record: 1-2-1

1960

NCAA Regional at Tucson, Ariz.

June 2	L, 3-4	Arizona
June 3	L, 4-6	Arizona

Record: 0-2

NCAA District 5 Playoffs at Austin, Texas

May 31	W, 4-2	Texas
--------	--------	-------

Record: 1-0 (Champions)

1958

NCAA District 5 Playoffs

May 30	L, 2-3	Texas
--------	--------	-------

Record: 0-1

1953

NCAA College World Series at Omaha, Neb.

June 11	L, 1-4	Boston College
June 12	L, 6-7	Stanford

Record: 0-2 (t-7th)

NCAA District 5 Playoffs

May 26	L, 4-7	Oklahoma
May 27	W, 8-7	Oklahoma
May 27	W, 5-3	Oklahoma

Record: 2-1 (Champions)

1951

NCAA District Playoffs at Norman, Okla.

L, 2-5	Oklahoma
L, 5-6	Oklahoma

Record: 0-2

SERIES RECORDS IN NCAA POSTSEASON

Opponent	W-L	Pct.
Alabama	1-1	.500
Arizona	0-2	.000
Arizona State	2-1	.667
Baylor	0-1	.000
Cal State Fullerton	0-1	.000
Dallas Baptist	1-0	1.000
Georgia Tech	1-0	1.000
Indiana State	1-0	1.000
Lamar	0-1	.000
Louisiana-Lafayette	0-2	.000
LSU	1-1	.500
New Mexico State	1-0	1.000
Oklahoma	2-4	.333
Oral Roberts	1-0	1.000
Princeton	1-0	1.000
Rice	2-1	.667
Sam Houston State	2-0	1.000
San Diego State	1-0	1.000
South Alabama	0-1	.000
UNC Greensboro	0-1	.000
USC	0-1	.000
Southern Miss	1-0	1.000
Texas	5-7-1	.417
Texas A&M	3-2	.600
Texas-Arlington	0-1	.000
Texas State	1-0	1.000
UIC	1-0	1.000
Wichita State	0-1	.000
NCAA Regional Totals	28-29-1	.491
NCAA Super Regional Totals	3-6	.333
NCAA College World Series Totals	3-4	.429
NCAA Postseason Totals	34-39-1	.466



HOUSTON BASEBALL

CONFERENCE TOURNAMENT HISTORY

SERIES RECORDS IN CONFERENCE TOURNAMENTS

Opponent	W-L	Pct.	Stk.
Arkansas (SWC)	3-6	.333	W1
Baylor (SWC)	1-2	.333	W1
Bradley (MVC)	3-2	.600	L2
Charlotte (C-USA)	2-2	.500	W1
Cincinnati (C-USA)	1-0	1.000	W1
East Carolina (C-USA)	8-3	.727	W6
Louisville (C-USA)	1-1	.500	L1
Marshall (C-USA)	4-0	1.000	W4
Memphis (C-USA)	2-1	.667	W1
Rice (SWC, C-USA)	2-5	.286	L5
Saint Louis (C-USA)	4-0	1.000	W4
Southern Miss (C-USA)	2-6	.250	L2
TCU (C-USA)	1-2	.333	L2
Texas (SWC)	0-7	.000	L7
Texas A&M (SWC)	4-2	.667	L2
Texas Tech (SWC)	0-1	.000	L1
Tulane (C-USA)	2-4	.333	L2
UAB (C-USA)	5-3	.625	W1
UCF (C-USA)	0-1	.000	L1
USF (C-USA)	4-0	1.000	W4
C-USA Totals	32-22	.593	W3
SWC Totals	10-18	.357	L13
MVC Totals	3-2	.600	L2
Overall Totals	44-46	.489	L2

2013

Conference USA Championship at Houston, Texas (No. 6 Seed)

May 23	W, 9-4	East Carolina
May 24	L, 2-4	Southern Miss
May 25	L, 2-3	Tulane

Record: 1-2

All-Tournament Team: 1B Justin Montemayor

2012

Conference USA Championship at Pearl, Miss. (No. 8 Seed)

May 23	L, 5-7	Rice
May 24	L, 7-8 (10)	Southern Miss
May 25	W, 7-3	Memphis

Record: 1-2

All-Tournament Team: OF Landon Appling

2011

Conference USA Championship at Pearl, Miss. (No. 6 Seed)

May 25	W, 8-5	East Carolina
May 26	W, 7-6	Southern Miss
May 27	L, 1-7	Tulane
May 28	L, 3-4	Rice

Record: 2-2 (Runner-up)

All-Tournament Team: P Jared Ray, INF Ryan Still, OF Landon Appling, Caleb Ramsey

2010

Conference USA Championship at Houston (Cougar Field)

May 26	W, 11-7	Marshall
May 27	L, 3-24	Rice
May 28	L, 6-10	Southern Miss

Record: 1-2

2009

Conference USA Championship at Hattiesburg, Miss. (No. 4 Seed)

May 20	L, 3-8	UAB
May 21	W, 4-1	Marshall
May 22	W, 4-1	UAB
May 22	L, 2-7	Rice

Record: 2-2

2008

Conference USA Championship at New Orleans, La. (No. 4 Seed)

May 21	W, 5-4	East Carolina
May 23	L, 4-5	UAB
May 23	W, 2-1	East Carolina

May 24	W, 10-5	UAB
May 24	W, 3-1	UAB
May 25	W, 3-2	Marshall

Record: 5-1 (Champions)

Most Outstanding Player: INF Bryan Pounds

All-Tournament Team: INF Bryan Pounds, INF Jimmy Cesario, OF Zak Presley, P Jared Ray

2007

Conference USA Tournament at Greenville, N.C. (No. 4 Seed)

May 23	L, 4-12	Memphis
May 24	L, 0-1	UCF

Record: 0-2

2006

Conference USA Tournament at Houston (Reckling Park) (No. 2 Seed)

May 24	W, 9-1	Marshall
May 25	W, 7-1	East Carolina
May 27	W, 6-0	Tulane
May 28	L, 5-11	Rice

Record: 3-1 (Runner-Up)

All-Tournament Team: P Luis Flores, INF Isa Garcia, OF Jake Stewart, DH Brad Lincoln

2005

Conference USA Tournament at Hattiesburg, Miss. (No. 5 Seed)

May 25	L, 5-6	East Carolina
May 26	W, 7-5	UAB
May 27	W, 6-4	East Carolina
May 28	L, 1-10	Tulane

Record: 2-2 (t-3rd)

All-Tournament Team: INF Dustin Kingsbury

2004

Conference USA Tournament at Cougar Field (No. 4 Seed)

May 24	W, 9-5	TCU
May 25	W, 6-5	East Carolina
May 27	L, 3-8	TCU
May 27	L, 4-5	TCU

Record: 2-2 (t-3rd)

All-Tournament Team: DH Kevin Roberts

2003

Conference USA Tournament at New Orleans, La.

May 21	W, 2-1	East Carolina
May 22	L, 2-7	Southern Miss
May 23	L, 0-5	East Carolina

Record: 1-2 (t-5th)

2002

Conference USA Tournament at Kinston, N.C.

May 21	W, 5-0	Saint Louis
May 23	W, 7-1	Southern Miss
May 25	W, 7-2	Tulane
May 26	L, 0-4	East Carolina

Record: 3-1 (Runner-Up)

All-Tournament Team: OF Michael Bourn, C Chris Snyder

2001

Conference USA Tournament at New Orleans, La.

May 16	L, 2-6	Southern Miss
May 17	L, 5-6	Louisville

Record: 0-2

2000

Conference USA Tournament at St. Petersburg, Fla.

May 17	W, 4-3	Louisville
May 18	L, 1-6	Charlotte
May 19	W, 19-6	USF
May 20	W, 3-0	Charlotte
May 20	W, 14-2	Charlotte
May 21	W, 7-4	Cincinnati

Record: 5-1 (Champions)

Most Outstanding Player: C Jarrod Bitter

All-Tournament Team: C Jarrod Bitter, INF Sean Allen, OF Brandon Caraway, P Shane Nance

1999

Conference USA Tournament at Millington, Tenn.

May 19	W, 14-4	Saint Louis
May 20	W, 14-3	USF
May 22	W, 3-0	Saint Louis
May 23	L, 9-12	Tulane

Record: 3-1 (Runner-Up)

All-Tournament Team: C Jarrod Bitter, INF Brandon Caraway, RP Bryan Moore, P Shane Nance

1998

Conference USA Tournament at New Orleans, La.

May 13	W, 3-2	Memphis
May 14	L, 5-6	Charlotte
May 15	L, 5-6	Southern Miss

Record: 1-2

All-Tournament Team: OF Brandon Caraway, OF Eric Lee

1997

Conference USA Tournament at New Orleans, La.

May 14	W, 13-4	Saint Louis
May 15	W, 2-0	USF
May 17	L, 5-6	UAB
May 17	W, 10-8	UAB
May 18	W, 22-7	Charlotte

Record: 4-1 (Champions)

Most Outstanding Player: C Scottie Scott
All-Tournament Team: C Scottie Scott, DH Jason Schreiber, INF Shaun Skrehot, OF Goeffrey Tomlinson

1996

SWC Tournament at Lubbock, Texas

May 15	L, 5-11	Texas Tech
May 16	L, 10-12	Texas A&M

Record: 0-2

1990

SWC Tournament at Austin, Texas

May 17	L, 1-9	Texas
May 18	W, 11-0	Rice
May 19	W, 7-1	Arkansas
May 19	L, 4-6	Texas

Record: 2-2

Most Outstanding Player: 3B Ricky Torres
All-Tournament Team: 3B Ricky Torres, DH Keith Darter, C Fred Hinojosa, SS Scott Sheldon, P Ben Weber

1989

SWC Tournament at College Station, Texas

May 18	L, 3-15	Texas A&M
May 19	L, 4-5	Arkansas

Record: 0-2

1987

SWC Tournament at Austin, Texas

May 15	L, 3-4	Texas
May 16	W, 11-7	Texas A&M
May 17	L, 9-14	Arkansas

Record: 1-2

Most Outstanding Player: P Larry Coker
All-Tournament Team: P Larry Coker, OF Lonnie Walker

1985

SWC Tournament at Fayetteville, Ark.

May 17	L, 0-5	Texas
May 18	W, 5-4	Baylor
May 19	L, 6-14	Texas

Record: 1-2

1983

SWC Tournament at Austin, Texas

May 13	L, 3-4	Arkansas
May 14	W, 4-2	Rice
May 15	L, 7-9	Arkansas

Record: 1-2

All-Tournament Team: OF Steve Seberger, 2B Corky Swindell

1982

SWC Tournament at College Station, Texas

May 14	L, 6-9	Arkansas
May 15	W, 13-6	Texas A&M
May 16	W, 9-8	Arkansas
May 16	L, 5-10	Texas

Record: 2-2

Most Outstanding Player: DH Dale Oliver
All-Tournament Team: DH Dale Oliver, OF Wes Gregersen, INF Jeff Jacobson

1981

SWC Tournament at Austin, Texas

May 15	W, 7-2	Arkansas
May 17	L, 3-9	Texas
May 17	L, 3-9	Arkansas

Record: 1-2

All-Tournament Team: 1B Chuck Shirley, OF Rusty Snyder

1978

SWC Tournament at Austin, Texas

May 12	W, 8-6	Texas A&M
May 12	L, 4-8	Baylor
May 13	W, 17-10	Texas A&M
May 14	L, 3-11	Baylor

Record: 2-2

All-Tournament Team: DH Terry Byrum, 1B Bobby Hollas, OF Donny Randell

1959

MVC Playoffs

W, 2-1	Bradley
L, 8-10	Bradley
L, 0-6	Bradley

Record: 1-2

1951

MVC Championships at Tulsa, Okla.

W, 9-2	Bradley
W, 11-2	Bradley

Record: 2-0 (Champions)

POSTSEASON GLORY

Four Conference Tournament Titles

2008, 2000, 1997, 1951

28 Conference Tournament Berths

2013, 2012, 2011, 2010, 2009, 2008, 2007, 2006, 2005, 2004, 2003, 2002, 2001, 2000, 1999, 1998, 1997, 1996, 1990, 1989, 1987, 1985, 1983, 1982, 1981, 1978, 1959, 1951

49 Conference All-Tournament Team Members



REGULAR SEASON TOURNAMENT HISTORY

ALL-TIME REGULAR-SEASON TOURNAMENTS

Tournament Name	W	L	Pct.	Last Time
Aztec Invitational at PETCO Park	0	1	.000	2004
Battle at the Beach	1	2	.333	2003
Cirtus/Texas-Pan American				
Tournament	2	3	.400	1985
Cougar Classic	2	1	.667	1994
Houston/Minute Maid/Astros				
College Classic	18	21	.462	2013
Hilton Plaza/Adams' Mark/Marriott				
West Loop/Houston Invitational	7	5	.583	2000
Kia Bash	3	0	1.000	2002
Lone Star Classic	1	1	.500	2002
Louisiana Classics	4	5	.444	1993
Moore's Cup	2	4	.333	2001
Olive Garden Classic	1	3	.250	1990
South Alabama Diamond				
Club Classic	1	1	.500	1989
Southwest Diamond Classic	2	1	.667	2007
SWC First Pitch Tournament	1	7	.125	1996
Winn-Dixie Showdown	2	1	.667	1995
Totals	44	60	.423	

2013 (2-1)

Astros Foundation College Classic (2-1)
Minute Maid Park • Houston, Texas

March 1	W	7-4	#30 Texas A&M
March 2	W	4-1	Baylor
March 3	L	4-10	Cal

All-Tournament Team:

INF Josh Vidales **DH** Kyle Kirk **C:** Caleb Barker

2012 (2-1)

Houston College Classic (2-1)
Minute Maid Park • Houston, Texas

March 2	W	7-4	Tennessee
March 3	W	4-1	#4 Arkansas
March 4	L	4-10	#24 Texas Tech

All-Tournament Team:

DH Cory Kay **P** Jared Ray

2011 (1-2)

Houston College Classic (1-2)
Minute Maid Park • Houston, Texas

March 4	L	2-5	Baylor
March 5	W	8-5	Kentucky
March 6	L	4-11	Texas A&M

All-Tournament Team:

C John Cannon, **3B** Jake Runte

2010 (3-0)

Houston College Classic (3-0)
Minute Maid Park • Houston, Texas

March 5	W	3-0	Missouri
March 6	W	1-0	No. 3 Texas
March 7	W	15-8	Texas Tech

All-Tournament Team:

RHP Michael Goodnight, **INF** Blake Kelso, **DH** M.P. Cokinos

2009 (0-3)

Houston College Classic (0-3)
Minute Maid Park • Houston, Texas

Feb. 27	L	3-2	vs. #6 Baylor
Feb. 28	L	13-7	vs. #5 UC Irvine
March 1	L	5-3	vs. #1 Texas A&M

2008 (3-3)

Houston College Classic (1-2)
Minute Maid Park • Houston, Texas

Feb. 29	W	5-4	vs. Texas Tech
March 1	L	5-8	Oklahoma
March 2	L	7-8	#3 Texas

All-Tournament Team:

LHP Wes Musick, **INF** Bryan Pounds, **OF** Jake Stewart

2007 (3-3)

Houston College Classic (1-2)
Minute Maid Park • Houston, Texas

Feb. 9	W	4-2	vs. #20 Baylor
Feb. 10	L	2-3	vs. Texas A&M
Feb. 11	L	1-11	vs. #6 Arizona State

All-Tournament Team:

RHP Aaron Brown, **DH** Jimmy Cesario

Southwest Diamond Classic (2-1)

Co-Champions
Dr. Pepper Ballpark • Frisco, Texas

Feb. 22	W	12-10	vs. Texas-San Antonio
Feb. 23	L	5-7	vs. Dallas Baptist
Feb. 24	W	8-3	vs. Texas-Arlington

All-Tournament Team:

OF Felix Fanaselle, **INF** Ryan Lormand

2006 (1-2)

Houston College Classic
Minute Maid Park • Houston, Texas

Feb. 12	L	1-3	vs. #1 Texas
Feb. 11	L	4-6	vs. #19 TCU
Feb. 13	W	5-1	vs. Texas Tech

Most Outstanding Player: Brad Lincoln

All-Tournament Team: Brad Lincoln

2005 (1-2)

Minute Maid Park College Classic
Minute Maid Park • Houston, Texas

Feb. 11	L	6-8	vs. #10 Baylor
Feb. 12	L	2-3	vs. #23 Oklahoma State
Feb. 13	W	6-1	vs. #9 Texas A&M

All-Tournament Team:

Matt Farrington, Brad Lincoln

2004 (2-4)

Minute Maid Park College Classic (1-2)
Minute Maid Park • Houston, Texas

Feb. 13	W	12-4	vs. Kansas State
Feb. 14	L	7-12 (11)	vs. Texas Tech
Feb. 15	L	5-6	vs. #4 Texas

All-Tournament Team:

Brett Cooley, Travis Tully, Stuart Musslewhite

Aztec Invitational at PETCO Park (1-2)

PETCO Park • San Diego, Calif.

March 11	L	0-4	at San Diego State
March 13	L	6-11	vs. San Diego
March 14	W	7-6	vs. UCLA

2003 (2-4)

Battle at the Beach (1-2)
Eddy D. Field Stadium • Malibu, Calif.

Feb. 7	L	2-4 (12)	vs. UC Santa Barbara
Feb. 8	W	2-0	at #43 Pepperdine
Feb. 9	L	1-4	vs. #47 Washington

Minute Maid Park College Classic (1-2)

Minute Maid Park • Houston, Texas

Feb. 14	L	4-14	vs. #10 Baylor
Feb. 15	W	7-2	vs. Alabama
Feb. 16	L	2-4	vs. Texas A&M

All-Tournament Team:

Brett Cooley, Danny Zell

2002 (6-2)

Astros College Classic (2-1)
Astros Field • Houston, Texas

Feb. 8	W	3-2	vs. #16 Baylor
Feb. 9	L	6-7	vs. #9 Texas
Feb. 10	W	2-1	vs. #30 Texas A&M

All-Tournament Team:

Chris Snyder, Keith Whatley

Lone Star Classic (1-1)

Dell Diamond * Round Rock, Texas

Feb. 15	W	3-0	vs. #25 Texas Tech
Feb. 16	L	3-4	at Texas State

Kia Bash (3-0) • Champions

Goodwin Field • Fullerton, Calif.

March 1	W	7-3	at #8 Cal State Fullerton
March 2	W	9-4	vs. #17 USC
March 3	W	8-6	vs. #6 Miami (Fla.)

Most Outstanding Player: Stuart Musslewhite

Most Outstanding Pitcher: Nathan Mitchell

2001 (3-3)

Astros College Classic (2-1)
Enron Field • Houston, Texas

Feb. 2	L	7-16	vs. Baylor
Feb. 3	W	3-2	vs. Texas
Feb. 4	W	11-5	vs. Texas Tech

Moore's Cup (1-2)

Tony Gwynn Stadium • San Diego, Calif.

Feb. 9	L	2-3	at San Diego State
Feb. 10	W	13-7	at San Diego State
Feb. 11	L	4-5	at San Diego State

2000 (2-1)

Houston Hilton Plaza Invitational
Cougar Field • Houston, Texas

Feb. 18	W	9-0	Oral Roberts
Feb. 19	L	1-3	Oklahoma
Feb. 20	W	7-4	Sam Houston State

1999 (2-2)

Adams' Mark/Houston Invitational (1-2)
Cougar Field • Houston, Texas

Feb. 19	L	1-6	Oklahoma
Feb. 20	W	4-3 (10)	Vanderbilt
Feb. 21	L	2-8 (22)	#21 Baylor

Moore's Cup (1-0)

Cougar Field • Houston, Texas

Feb. 27	W	15-5	San Diego State
---------	---	------	-----------------

1998 (2-3)

Moore's Cup (0-2)
Tony Gwynn Stadium • San Diego Calif.

Feb. 7	L	5-17	vs. Washington
Feb. 7	L	3-10	at San Diego State

Marriott West Loop Houston Invitational (2-1)

Cougar Field • Houston

Feb. 20	L	4-5	Oklahoma
Feb. 21	W	9-2	Kansas
Feb. 22	W	9-4	UCF

1997 (2-1)

Marriott West Loop Houston Invitational (2-1)
Cougar Field • Houston

Feb. 21	W	5-4	Oklahoma
Feb. 22	W	15-6	UCF
Feb. 23	L	1-2	Texas State

1996 (1-3)

SWC First Pitch Tournament
Cougar Field & Cameron Field • Houston, Texas

March 14	L	3-9	Rice
^ March 15	L	5-14	vs. Texas Tech
March 16	W	7-5	Baylor
March 17	L	7-22	Texas

^ - Played at Cameron Field

1995 (2-5)

Winn-Dixie Showdown (2-1)
Louisiana Superdome • New Orleans, La.

Feb. 17	L	2-8	vs. New Orleans
Feb. 18	W	4-3	vs. LSU
Feb. 19	W	7-6	vs. Tulane

SWC First Pitch Tournament (0-4)

Cougar Field & Cameron Field • Houston, Texas

March 16	L	5-8	Rice
^ March 17	L	7-9	vs. Texas Tech
March 18	L	1-2	Baylor
March 19	L	4-5	Texas

^ - Played at Cameron Field

1994 (2-1)

Cougara Classic
Cougar Field • Houston Texas

March 11	L	2-5	Creighton
March 13	W	11-3	Indiana State
March 13	W	10-3	Chicago State

All-Tournament Team:

Brad Towns, J.J. Matzke, Kyle Rigsby, Carlos Perez

1993 (0-3)

Louisiana Classics
M.L. "Tigue" Moore Field • Lafayette, La.

March 5	L	9-28	vs. Oklahoma State
March 6	L	2-6	vs. Mississippi
March 7	L	5-7	at UL Lafayette

All-Tournament Team:

Shane Buteaux, Ricky Freeman

1990 (1-3)

Olive Garden Classic
Osceola County Stadium • Kissimmee, Fla.

Feb. 17	L	0-3	vs. Long Beach State
Feb. 17	W	4-3	vs. UCF
Feb. 18	L	3-10	vs. Illinois
Feb. 18	L	5-12	vs. UCF

1989 (3-2)

Louisiana Classics (2-1)
M.L. "Tigue" Moore Field • Lafayette, La.

March 3	W	6-4	vs. Ohio State
March 4	L	2-6	vs. USC
March 4	W	2-0	at UL Lafayette

USA Diamond Club Classic (1-1)

Eddie Stanky Field • Mobile, Ala.

April 4	L	2-4	vs. Auburn
April 5	W	8-4	vs. Alabama

1986 (2-1)

Louisiana Classics
M.L. "Tigue" Moore Field • Lafayette, La.

Feb. 21	W	8-6	at UL Lafayette
Feb. 22	W	20-3	vs. Texas-Pan American
Feb. 23	L	2-3	vs. Tulane

1985 (0-1)

Texas-Pan American Tournament
Jody Ramsey Stadium • Edinburg, Texas

March 14	L	0-7	vs. #4 Oklahoma
----------	---	-----	-----------------

1979 (2-2)

Citrus Tournament
Jody Ramsey Stadium • Edinburg, Texas

March 12	W	6-1	vs. Texas-Pan American
March 13	W	9-4	vs. Arkansas State
March 14	L	2-5	vs. Texas-Pan American
March 15	L	2-3	vs. Northern Illinois

Games in **BOLD** Played at Cougar Field.

YEAR-BY-YEAR REGULAR-SEASON TOURNAMENTS HISTORY

Year	Tournaments	W	L	Pct.
2013	1	2	1	.667
2012	1	2	1	.667
2011	1	1	2	.333
2010	1	3	0	1.000
2009	1	0	3	.000
2008	1	1	2	.333
2007	2	3	3	.500
2006	1	1	2	.333
2005	1	1	2	.333
2004	2	2	4	.333
2003	2	2	4	.333
2002	3	6	2	.750
2001	2	3	3	.500
2000	1	2	1	.667
1999	2	2	2	.500
1998	2	2	3	.400
1997	1	2	1	.667
1996				



CLASS RECORDS

SENIOR

HITTING


Batting Avg.:	.435 (57-for-131), Tom Paciorek (1967)
Home Runs:	16, Matt Weston (2006); 16, Mark Grimes (1985)
RBIs:	61, Tyson Schweitzer (2000)
Runs:	80, Dustin Carr (1997)
Doubles:	32, Dustin Carr (1997)
Triples:	8, Phil Lewis (1993)
Stolen Bases:	36, Trey Williams (1969)
Walks:	57, John Altobelli (1985)



DUSTIN CARR

PITCHING

Innings Pitched:	113.2, Austin Pruitt (2013)
Wins:	13, Jody Supak (1987)
Strikeouts:	88, Bob Peters (1962)
ERA:	1.31 (15 ER-102.2 IP) Rayner Noble (1983)
Saves:	9, Brandon Roznovsky (2004)
Strikeouts per 9 Inn.:	9.6 (80 K, 75.0 IP), Johnny Hatcher (1973)



JODY SUPAK

FIELDING

Total Chances:	634, J.P. Woodward (2000)
Putouts:	598, J.P. Woodward (2000)
Assists:	215, Aaron Melebeck (2000)

SOPHOMORE

HITTING

Batting Avg.:	.422 (84-for-199), Corky Swindell (1983)
Home Runs:	13, Chris Snyder (2001)
RBIs:	61, Jarrod Bitter (2000)
Runs:	74, Brandon Caraway (1998)
Doubles:	19, Stuart Musslewhite (2003), 19, Fred Hinojosa (1988)
Triples:	5, Bill McLain (1970)
Stolen Bases:	32, Michael Bourn (2002)
Walks:	39, Fred Hinojosa (1988)



CHRIS SNYDER

PITCHING

Innings Pitched:	132.2, Mike Walker (1985)
Wins:	13, Brad Sullivan (2002)
Strikeouts:	157, Brad Sullivan (2002)
ERA:	1.15 (10 ER, 78.0 IP), Tom Wenmoth (1964)
Saves:	15, Ryan Wagner (2003)
Strikeouts per 9 Inn.:	16.8 (148 K, 79.1 IP), Ryan Wagner (2003)



BRAD SULLIVAN


FIELDING

Total Chances:	493, Chris Snyder (2001)
Putouts:	431, Chris Snyder (2001)
Assists:	203, Stuart Musslewhite (2003)

JUNIOR

HITTING


Batting Avg.:	.427 (106-for-248), Goefrey Tomlinson (1997)
Home Runs:	23, Pat Hewes (1986)
RBIs:	71, Chris Snyder (2002)
Runs:	74, Goefrey Tomlinson (1997)
Doubles:	29, Goefrey Tomlinson (1997)
Triples:	8, Frankie Ratcliff (2013)
Stolen Bases:	33, Shaun Skrehot (1997)
Walks:	47, Chris Snyder (2002)



GOEFREY TOMLINSON

PITCHING

Innings Pitched:	138.1, Kyle Crowell (2000)
Wins:	13, Kyle Crowell (2000)
Strikeouts:	154, Brad Sullivan (2003)
ERA:	1.39 (11 ER, 71.1 IP), Bob Peters (1960)
Saves:	12, Justin Vaclavik (2005)
Strikeouts per 9 Inn.:	11.9 (51 K, 38.2 IP), Dickie Thompson (1957)



KYLE CROWELL


FIELDING

Total Chances:	575, Chris Snyder (2002)
Putouts:	515, Chris Snyder (2002)
Assists:	196, Blake Kelso (2010)

FRESHMAN

HITTING


Batting Avg.:	.397 (46-for-116), J.J. Matzke (1993)
Home Runs:	9, Mike Musolino (1986)
RBIs:	51, Jayme Sperring (1998)
Runs:	55, Michael Bourn (2001)
Doubles:	17, Matt Farrington (2003)
Triples:	4, Phil Lewis (1990); 4, Derrick Dietrich (1990)
Stolen Bases:	35, Michael Bourn (2001)
Walks:	50, Michael Bourn (2001)



MICHAEL BOURN

PITCHING

Innings Pitched:	103.1, Shane Nance (1997)
Wins:	8, Chase Dempsay (2008)
Strikeouts:	106, Shane Nance (1997)
ERA:	1.73 (7 ER, 36.1 IP) Tom Ball (1970)
Saves:	11, Chase Dempsay (2008)
Strikeouts per 9 Inn.:	9.7 (76 K, 70.2 IP), Eric Rasberry (1988)



SHANE NANCE

FIELDING

Total Chances:	575, Justin Montemayor (2013)
Putouts:	536, Justin Montemayor (2013)
Assists:	168, Josh Vidales (2013)



INDIVIDUAL RECORDS

HITTING

Games Played
Season: 67, Stuart Musslewhite (2003),
 Scott Sheldon (1990), Keith Darter (1990)
Career: 246, Brandon Caraway (1997-00)

Consecutive Games Played
Season: 189, Kris Wilken (2/7/98-6/4/00)

Batting Average
Season: .435, Tom Paciorek (1967)
Career: .375, Corky Swindell (1982-83)

Home Runs
Game: 3, Austin Gracey, vs. UTSA (4/13/10);
 Jake Stewart, at UAB (4/18/08);
 J.P. Woodward, vs. Louisville (3/20/99)
 Mark Grimes, vs. Trinity (4/23/85)
Season: 23, Pat Hewes (1986)
Career: 31, Pat Hewes (1985-86)

Runs Batted In
Game: 9, Bobby Hollas,
 vs. Northwestern State (3/6/79)
Season: 71, Chris Snyder (2002)
Career: 160, Bruce Rios (1996-99)

At Bats
Game: 9, Sean Allen, Aaron Melebeck,
 Brandon Caraway, vs. Baylor (2/21/99)
Season: 277, Brandon Caraway (2000)
Career: 1,006, Brandon Caraway (1997-00)

Runs
Game: 5, done eight times;
 Most recently by Hyung Cho,
 vs. Texas State (4/8/03)
Season: 80, Dustin Carr (1997)
Career: 238, Brandon Caraway (1997-00)

Hits
Game: 5, done 25 times;
 Most recently Landon Appling, vs. Southern Miss (5/24/12)
Season: 108, Dustin Carr (1997)
Career: 324, Brandon Caraway (1997-00)

Longest Hitting Streak
Overall: 40 games, Brandon Caraway
 (April 11, 1998-March 16, 1999)
In-Season: 22 games, Brett Cooley
 (April 2-May 14, 2002)

Doubles
Game: 3, done 14 times;
 Most recently by Chase Dempsay
 vs. Sam Houston State (3/10/09)
Season: 32, Dustin Carr (1997)
Career: 63, Brandon Caraway (1997-00)

Triples
Game: 2, done multiple times;
 Most recently by Ashford Fulmer; Frankie Ratcliff
 vs. Harvard (3/20/13); vs. Rice (4/19/13)
Season: 8, Frankie Ratcliff (2013);
 Phil Lewis (1993)
Career: 19, Phil Lewis (1990-93)

Extra-Base Hits
Game: 4, done five times;
 Most recently by Hyung Cho,
 vs. Texas State (4/8/99 - 2 2B & 2 HR)
Season: 48, Goefrey Tomlinson (1997)
Career: 82, Brandon Caraway (1997-00)

Total Bases
Game: 14, Jerry Willeford, vs. TCU (3/26/76)
Season: 189, Goefrey Tomlinson (1997)
Career: 435, Brandon Caraway (1997-00)

Slugging Percentage
Season: .794, Pat Hewes (1986)
Career: .678, Omar Brewer (1987)

On-Base Percentage
Season: .564, Richard Arnold (1955)
Career: .470, Rayner Noble (1980-83)

Stolen Bases
Game: 6, David Vinson,
 vs. Northwestern State (4/7/71)
Season: 36, Trey Williams (1969)
Career: 94, Brandon Caraway (1997-00)

Toughest to Strike Out
Season: 49.7 (4-199), Corky Swindell (1983)
Career: 27.2 (14-381), Corky Swindell (1982-83)

Strikeouts
Game: 4, done 18 times;
 Most recently by Justin Montemayor,
 at Texas State (2/24/13)
Season: 60, Eric Lee (2000)
Career: 185, Eric Lee (1997-00)

Hit by Pitch
Game: 3, Brandon Caraway,
 vs. Northwestern State (2/16/97);
 Chris Wallace, vs. McNeese State (5/5/09)
Season: 21, Landon Appling (2011)
Career: 30, Bryan Tully (2005-08)

Bases on Balls
Game: 5, done five times;
 Most recently by Josh Vidales
 vs. Texas Southern (4/16/13)
Season: 57, John Altobelli (1985)
Career: 132, Zak Presley (2007-10)

Sacrifice Bunts
Game: 3, Russell Stockton, vs. Rice (4/19/91)
Season: 12, done twice
 most recently by Ryan Still (2011)
Career: 36, Zak Presley (2008-10)

Sacrifice Flies
Game: 2, done six times;
 Most recently by Ryan Lormand,
 at Texas State (2/26/-08)
Season: 8, Jayme Sperring (1998);
 Kris Wilken (2000)
Career: 15, Kris Wilken (1998-00)

PITCHING

Appearances
Season: 38, Ryan Wagner (2003)
Career: 95, Larry Coker (1984-87)

Wins
Season: 13, Brad Sullivan (2002);
 Kyle Crowell (2000); Jody Supak (1987)
Career: 32, Shane Nance (1997-00)

Consecutive Wins
Season: 11, Brad Lincoln (2/24/- 6/2/06);
 Jody Supak (1986-87)
Losses
Season: 9, Mike Walker (1986)
Career: 19, Mike Walker (1984-86)

Winning Percentage
Season: .929 (13-1), Brad Sullivan (2002);
 Jody Supak (1987)
Career: .842 (16-3), Jody Supak (1986-87)

Saves
Season: 15, Ryan Wagner (2003)
Career: 16, Ryan Wagner (2002-03)

Holds
Season: 6, Nick Torina (2000)
Career: 11, Nick Torina (1998-01);
 Robert Dieudonne (1997-00)

Earned Run Average
Season: 1.15, Tom Wenmoth (1964)
Career: 1.86, Bob Peters (1959-62)

Complete Games
Season: 9, Steve Brewer (1972);
 Tom Lukish (1979)
Career: 23, Johnny Hatcher (1970-73)

Shutouts
Season: 5, Bob Peters (1962)
Career: 10, Ben Weber (1989-91)

Innings Pitched
Game: 15.0, Jimmy McGee,
 vs. Corpus Christi (4/13/63);
 Jeff Haas, vs. Rice (4/11/92)
Game - Relief: 12.0, James Ripple,
 vs. Baylor (3/13/70);
 Steve Boron, vs. TCU (3/7/75)
Season: 138.1, Kyle Crowell (2000)
Career: 411.1, Shane Nance (1997-00)

Consecutive Shutout Innings Pitched
Game: 12.0, Steve Boron, vs. TCU (3/7/75)
Season: 36.2, Kyle Crowell (1999)

Strikeouts
Game: 16, Brad Sullivan,
 vs. Saint Louis (4/18/03);
 vs. Memphis (4/12/02)
Season: 157, Brad Sullivan (2002)
Career: 409, Brad Sullivan (2001-03)

Strikeouts per Nine Innings
Season: 16.8, Ryan Wagner (148 K, 79.1 IP, 2003)
NCAA Division I single-season record
Career: 10.60, Brad Sullivan
 (409 K, 347.1 IP, 2001-03)

Runs Allowed
Game: 12, Pete Magre vs. USC (5/25/90)
Season: 89, Mike Walker (1985)
Career: 206, Jon McDonald (1995-98)

Earned Runs Allowed
Game: 12, Pete Magre vs. USC (5/25/90)
Season: 62, Shane Nance (1999)
Career: 176, Jon McDonald (1995-98)

Hits Allowed
Game: 16, Billy Blum, vs. Arkansas (4/21/78)
Season: 136, Mike Walker (1985)
Career: 368, Shane Nance (1997-00)

Fewest Walks Allowed (per nine inn.)
Season: 0.84, Jimmy McGee (7 BB, 74.2 IP, 1964)
Career: 1.71, Billy Dube (13 BB, 68.1 IP, 1956-68)

Walks Allowed
Game: 12, Tom Thomson
 vs. Sam Houston State (1960);
 Matt Beech vs. Rice (4/14/93)
Season: 69, Stuart Stauffacher (1985)
Career: 161, Shane Nance (1997-00)

Wild Pitches
Game: 4, done by four players;
 Most recently Justin Vaclavik, at Rice (3/30/04)
Season: 14, Shane Nance (1997)
Career: 37, Shane Nance (1997-00)

FIELDING

Fielding Percentage
Season: 1.000, done ten times;
 Most recently by four players (2011)
Career: .997, Matt Creel (2010-2011)

Total Chances
Game: 24, J.P. Woodward vs. Baylor (2/21/99)
Season: 634, J.P. Woodward (2000)
Career: 1,409, Brett Logan (2002-06)

Putouts
Game: 23, J.P. Woodward, vs. Baylor (2/21/99)
Season: 598, J.P. Woodward (2000)
Career: 1,246, Brett Logan (2002-06)

Assists
Game: 11, Scott Sheldon vs. Arkansas (5/19/90)
Season: 215, Aaron Melebeck (2000)
Career: 588, Blake Kelso (2008-10)

Outfield Assists
Game: 2, done 17 times;
 Most recently by Landon Appling
 at Texas State (3/12/11)
Season: 12, Jason Farrow (1995)
Career: 23, Eric Lee (1997-00)

Errors
Game: 3, done 21 times;
 Most recently by Blake Kelso,
 at Texas A&M (4/7/09)
Season: 20, Chase Jensen (2011)
Career: 55, Scott Sheldon (1988-91)

Double Plays Turned
Game: 4, done eight times;
 Most recently by Blake Kelso, Ryan Still
 and Matt Creel vs. Santa Clara (2/27/10)
Season: 65, J.P. Woodward (2000)
Career: 150, Sean Allen (1998-01)

Double Play Combinations (since 1997)
Game: 4, Travis Cougot-Isa Garcia-
 Josh Stirmeman, at Southern Miss (4/15/06);
 Stuart-Musslewhite-Cole Bruce-
 Thanos Papavasiliou, vs. Tulane (5/22/04)
Season: 21, Aaron Melebeck-
 Sean Allen-J.P. Woodward (2000);
 Shaun Skrehot-Ryan Ware-
 Scott Keithley (1997)
Career: 28, Aaron Melebeck-
 Sean Allen-J.P. Woodward (1999-00)



HOUSTON BASEBALL

TEAM RECORDS

HITTING

At Bats

Game: 74, vs. Baylor (2/21/99)
Season: 2,325 in 1999

Runs

Inning: 17, 3rd inn. vs. Prairie View (2/18/87)
Game: 32, vs. Prairie View (2/18/87)
Season: 508 in 1997

Batting Average

Season: .327 in 1997

Hits

Game: 29, vs. Memphis (4/3/99)
Season: 759 in 1997

Doubles

Game: 9, vs. Texas Southern (3/29/88);
vs. USF (4/7/00)
Season: 157 in 2000

Triples

Game: 7, vs. McNeese State (3/25/92)
(Tied for NCAA Record)
Season: 27 in 1990

Home Runs

Game: 7, vs. Cincinnati (5/2/99)
Consecutive: 3, vs. Texas Southern (3/29/88)
Season: 83 in 1986

Extra-Base Hits

Game: 15, vs. Texas Southern (3/29/88)
Season: 248 in 2000

Total Bases

Game: 52, vs. Texas Southern (3/29/88)
Season: 1,143 in 1997

Slugging Percentage

Season: .515 in 1985

Runs Batted In

Game: 30, vs. Prairie View A&M (2/18/87)
Season: 457 in 1997

Stolen Bases

Game: 12, vs. Northwestern State (4/7/71)
Season: 152 in 1997

Strikeouts

Game: 20, vs. Baylor (3/2/99 - 22 innings)
Season: 407 in 2003, 1999

Bases on Balls

Game: 17, vs. Louisiana-Monroe (3/3/73)
Season: 341 in 1985, 1987

On-Base Percentage

Season: .447 in 1990

Sacrifice Bunts

Game: 6, vs. Memphis (4/18/10);
at Cincinnati (3/22/03)
Season: 70 in 2011

Sacrifice Flies

Game: 3, done seven times;
Most recently vs. Marshall (5/15/10)
Season: 53 in 1989

Runs Per Game

High: 8.06 in 1997
Low: 3.29 in 1972

Hits Per Game

High: 12.04 in 1997
Low: 6.45 in 1960

Bases on Balls Per Game

High: 5.59 in 1985
Low: 3.41 in 2011

Strikeouts Per Game

High: 6.76 in 2004
Low: 3.15 in 1977

PITCHING

Saves

Season: 22 in 2008

Holds

Season: 23 in 2002

Earned Run Average

High: 6.54 in 2010
Low: 2.16 in 1960

Complete Games

Season: 28 in 1972

Shutouts

Season: 13 in 1977

Runs Allowed

Game: 28, vs. Oklahoma State (3/5/93)
Season: 420 in 2010

Earned Runs Allowed

Game: 25, vs. Rice (3/19/94)
Season: 364 in 2010

Consecutive Shutout Innings

Season: 36.0, from 3/6/83 to 3/12/83

Innings Pitched

Game: 22.0, vs. Baylor (2/21/99)
Season: 598.1 in 2003

Strikeouts

Game: 21, vs. Saint Louis (5/17/05, 13 inn.);
19, vs. Memphis (4/13/02; 9 inn.);
vs. Memphis (4/12/02; 9 inn.)
Season: 605 in 2003

Hits Allowed

Game: 27, vs. USC (5/26/90)
Season: 639 in 2008

Bases on Balls Allowed

Game: 20, vs. USC (3/20/78)
Season: 334 in 2010

Strikeouts Per Game

High: 9.96 in 1957
Low: 3.68 in 1974

Bases on Balls Per Game

High: 6.27 in 1959
Low: 2.46 in 2000

Hits Allowed Per Game

High: 11.22 in 1980
Low: 6.07 in 1962

Runs Allowed Per Game

High: 7.49 in 1996
Low: 3.69 in 1962

FIELDING

Fielding Percentage

Season: .977 in 2000

Total Chances

Game: 100, vs. Baylor (2/21/99)
Season: 2,613 in 2003

Putouts

Game: 66, vs. Baylor (2/21/99)
(Tied for NCAA Record)
Season: 1,793 in 2000

Assists

Game: 29, vs. Baylor (2/21/99)
Season: 741 in 1999

Errors

Game: 7, vs. Cal Poly (2009)
Season: 108 in 1993

Double Plays

Game: 5, vs. Santa Clara (2/27/10);
vs. Louisiana Tech (3/3/92)
Season: 74 in 2000

SCHEDULE

Games Played

High: 67 in 2003, 1990
Low: 6 in 1947

Games Won

High: 48 in 2002, 2000
Low: 1 in 1947

Games Lost

High: 32 in 2010, 2011
Low: 5 in 1947

Consecutive Games Won

Season: 21, Feb. 19 to March 5, 1983

Consecutive Games Lost

In-Season: 10 games (1961)
Overall: 12 games (1960-1961)

Games Won at Home

High: 37 in 1989
Low: 3 in 1963

Games Won on the Road

High: 21 in 2000
Low: 1 in 1963

Conference Games Won

High: 21 in 2000 (C-USA)
Low: 2 in 1948 (LSC)

Conference Games Lost

High: 21 in 1992 (SWC)
Low: 0 in 1950 (GCC)

Conference Winning Percentage

High: 1.000 (4-0) in 1950 (GSC);
.840 (21-4) in 2000 (C-USA)
Low: .167 (3-15) in 1993

Consecutive Conference Games Won

Season: 16 (C-USA),
April 16, 2000 to March 30, 2001

Consecutive Conference Games Lost

Season: 11 (SWC), March 17 to April 14, 1984

Consecutive Conference Series Won

Season: 11 (C-USA),
May 7, 1999 to April 15, 2002

Consecutive Conference Series Lost

Season: 6 (SWC), March 13-14, 1993
to March 18-19, 1994

MISCELLANEOUS

National Ranking

In-Season: No. 2 in 1983, 1982, 1967
Final: No. 2 in 1967

Largest Margin of Victory

Game: 32 (32-0), vs. Prairie View A&M (2/18/87)

Largest Margin of Defeat

Game: 21 (24-3), vs. Rice (5/27/10)

Longest Game

Innings: 22, vs. Baylor (2/21/99)
Time: 6:43, vs. Baylor (2/21/99)



TEAM NCAA POSTSEASON RECORDS

TEAM

MISCELLANEOUS

Games Played

Season: 8 in 2003, 1967

Largest Margin of Victory

Game: 12 (15-3) vs. Southern Miss
(5/26/90, NCAA South I Regional)

Largest Margin of Defeat

Game: 18 (22-4) at Texas A&M,
(5/31/08, NCAA College Station Regional)

Longest Game

Time: 4:21, vs. UIC
(6/1/08, NCAA College Station Regional)

Innings:

14, vs. San Jose State
(6/3/00, NCAA Houston Super Regional)

Shortest Game

Time (9 inn.): 2:08, vs. Arizona State
(6/16/67, NCAA College World Series)

HITTING

Batting Average

Season: .322 (59-for-212) in 2002

At Bats

Game: 53, vs. San Jose State
(6/3/00, NCAA Houston Regional)

Season: 267 in 2003

Runs

Game: 16, vs. Alabama
(5/31/03, NCAA College Station Regional)

Season: 46 in 2003

Hits

Game: 18, vs. San Jose State
(6/3/00, NCAA Houston Super Regional)

Season: 74 in 2003

Fewest Hits

Game: 3, vs. Rice
(5/27/00, NCAA Houston Regional)

Season: 14 in 2001

Runs Batted In

Game: 15, vs. Alabama
(5/31/03, NCAA College Station Regional)

Season: 41 in 2003

Doubles

Game: 4, vs. UNC Greensboro
(5/23/97, NCAA South I Regional)

Season: 14 in 2000

Triples

Game: 2, vs. Alabama
(5/31/03, NCAA College Station Regional);
vs. Arizona State
(6/18/67, NCAA College World Series)

Season: 5 in 2003

Home Runs

Game: 3, at Oklahoma
(6/13/06, NCAA Norman Regional)

Season: 6 in 2000

Total Bases

Game: 29, vs. Alabama
(5/31/03, NCAA College Station Regional)

Season: 108 in 2003

Strikeouts

Game: 15, vs. Arizona State
(6/18/67, NCAA College World Series);
vs. Boston College
(6/14/67, NCAA College World Series)

Season: 62 in 2003

Bases on Balls

Game: 10, vs. Alabama
(5/31/03, NCAA College Station Regional);
vs. Boston College (6/14/67,
NCAA College World Series)

Season: 38 in 2000

Sacrifice Bunts

Game: 4, vs. UIC
(6/1/08, NCAA College Station Regional)

Season: 8 in 2003

Sacrifice Flies

Game: 2, done four times;
Most recently at Texas A&M
(6/1/03, NCAA College Station Regional)

Season: 5 in 2003, 2000

Stolen Bases

Game: 4, vs. Alabama
(5/31/03, NCAA College Station Regional)

Season: 10 in 1999

Hit by Pitch

Game: 2, at Texas
(6/7/02, NCAA Austin Super Regional)

Season: 7 in 2008

PITCHING

Saves

Season: 2 in 2008, 2003, 2000, 1987

Holds

Game: 1, at Arizona State (June 1, 2002);
vs. Texas (May 29, 1999)

Season: 1 in 2002, 1999

Innings Pitched

Game: 14.0, vs. San Jose State
(6/3/00, NCAA Houston Super Regional)

Season: 72.0 in 2003

Strikeouts

Game: 12, done three times;
Most recently at Oklahoma
(6/13/06, NCAA Norman Regional);

Season: 56 in 2003

Runs Allowed

Game: 26, vs. USC
(5/25/90, NCAA South I Regional)

Season: 48 in 2003

Hits Allowed

Game: 27, vs. USC
(5/25/90, NCAA South I Regional)

Season: 48 in 2003

Earned Runs Allowed

Game: 26, vs. USC
(5/25/90, NCAA South I Regional)

Season: 38 in 2003

Fewest Hits Allowed

Game: 3, vs. Sam Houston State
(5/22/87, NCAA Central Regional)

Season: 20 in 2001

FIELDING

Putouts

Game: 42, vs. San Jose State
(6/3/00, NCAA Houston Super Regional)

Season: 216 in 2003

Assists

Game: 18, vs. San Jose State
(6/3/00, NCAA Houston at Cougar Field)

Season: 87 in 2000

Errors

Game: 6, vs. Arizona State
(6/18/67, NCAA College World Series);
vs. Stanford
(6/12/67, NCAA College World Series)

Season: 12 in 2003



HOUSTON BASEBALL

INDIVIDUAL NCAA POSTSEASON RECORDS

INDIVIDUAL

MISCELLANEOUS

Games Played

Season: 8, Hyung Cho, Travis Tully, Cole Bruce, Michael Bourn, Matt Farrington, Stuart Musslewhite, Gabe Lucas, Brett Logan (2003)
Career: 16, Michael Bourn (2001-03), Hyung Cho (2001-03)

HITTING

Batting Average

Season: .565 (13-for-23), Jimmy Cesario (2002 NCAA College Station Regional)
Career: .459 (17-for-37), Aaron Melebeck (1999-00)

At Bats

Game: 7, done four times; Most recently by Sean Allen, Kris Wilken, J.P. Woodward vs. San Jose State (6/3/00, NCAA Houston Super Regional)
Season: 33, Stuart Musslewhite (2003)
Career: 62, Michael Bourn (2001-03)

Runs

Game: 4, Cole Bruce vs. Alabama (5/31/03, NCAA College Station Regional); Bret Bartley vs. Southern Miss (5/26/90, NCAA Central Regional)
Season: 11, Michael Bourn (2003)
Career: 16, Michael Bourn (2001-03)

Hits

Game: 4, done four times; Most recently by Ryan Lormand, Jimmy Cesario, vs. Dallas Baptist (5/30/08, NCAA College Station Regional)
Season: 13, Jimmy Cesario (2008), Tom Paciorek (1967)
Career: 19, Michael Bourn (2001-03); Hyung Cho (2001-03)

Runs Batted In

Game: 4, done three times; Most recently by Thanos Papavasiliou, Cole Bruce, vs. Alabama (5/31/03, NCAA College Station Regional)
Season: 9, Cole Bruce (2003)
Career: 12, Hyung Cho (2001-03); J.P. Woodward (1999-00)

Doubles

Game: 2, done four times; Most recently by Jimmy Cesario (5/30/08, NCAA College Station Regional)
Season: 4, Ryan Lormand (2008)
Career: 6, Tyson Schweitzer (1999-00)

Triples

Game: 2, G.J. Cantu vs. Arizona State (6/18/67, NCAA College World Series)
Season: 3, Michael Bourn (2003)
Career: 3, Michael Bourn (2001-03)

Home Runs

Game: 1, done 40 times; Most recently by Jimmy Cesario, at Texas A&M (6/2/08, NCAA College Station Regional)
Season: 3, Cole Bruce (2003), J.P. Woodward (1999), Tom Paciorek (1967)
Career: 5, J.P. Woodward (1999-00)

Total Bases

Game: 9, Cole Bruce vs. Alabama (5/31/03, NCAA College Station Regional)
Season: 29, Tom Paciorek (1967)
Career: 33, J.P. Woodward (1999-00)

Strikeouts

Game: 4, Cole Bruce at Rice (6/8/03, NCAA Houston Super Regional)
Season: 13, Cole Bruce (2003)
Career: 15, Tyson Schweitzer (1999-00)

Bases on Balls

Game: 5, J.P. Woodward vs. Rice (5/28/00, NCAA Houston Regional)
Season: 8, Shane Nance (2000)
Career: 9, Eric Lee (1997-00)

Sacrifice Bunts

Game: 2, done four times; Most recently by Chris Wallace, vs. UIC (6/1/08, NCAA College Station Regional)
Season: 3, Travis Tully (2003)
Career: 3, Travis Tully (2003-05); Gabe Lucas (2001-03); Eric Lee (1997-00)

Sacrifice Flies

Game: 2, J.P. Woodward vs. Rice (5/28/00, NCAA Houston Regional)
Season: 2, done three times; Most recently by Travis Tully (2003)
Career: 2, done five times; Most recently by Travis Tully (2003-05)

Stolen Bases

Game: 2, done three times; Most recently by Hyung Cho vs. Alabama (5/31/03, NCAA College Station Regional)
Season: 3, done three times; Most recently by Michael Bourn (2003)
Career: 4, Michael Bourn (2001-03); Brandon Caraway (1997-00)

Hit by Pitch

Game: 1, done 20 times; Most recently by Bryan Tully, at Texas A&M (5/31/08, NCAA College Station Regional)
Season: 2, done three times; Most recently by Sean Allen and Brandon Caraway (2000)
Career: 2, done four times; Most recently by Sean Allen (1998-01)

PITCHING

Appearances

Season: 5, Ryan Wagner (2003); Greg Runser (2000); Rick Brewer (1967)
Career: 9, Ryan Wagner (2002-03)

Wins

Season: 2, Chase Dempsay, Ryan Wagner (2003), Brad Sullivan (2002), Greg Runser (2000), Jody Supak (1987), Rick Brewer (1967)
Career: 3, Ryan Wagner (2002-03)

Losses

Season: 2, Brad Sullivan (2003), Duncan McAdoo (2000)
Career: 3, Brad Sullivan (2001-03)

Saves

Season: 2, Ryan Wagner (2003), Greg Runser (2000)
Career: 2, Ryan Wagner (2003), Greg Runser (2000)

Holds

Season: 1, Ryan Wagner (2002); Matt Hooper (1999)
Career: 1, Ryan Wagner (2002-03); Matt Hooper (1999-02)

Innings Pitched

Game: 9.0, done six times; Most recently by Jared Ray, at Texas A&M (6/1/08, NCAA College Station Regional)
Season: 17.0, Kyle Crowell (2000); Rick Brewer (1967)
Career: 30.2, Brad Sullivan (2001-03)

Strikeouts

Game: 11, Carroll Moore vs. Boston College (6/14/67, NCAA College World Series)
Season: 18, Ryan Wagner (2003)
Career: 25, Brad Sullivan (2001-03)

Runs Allowed

Game: 12, Pete Magre, vs. USC (5/25/90, NCAA South I Regional)
Season: 12, Pete Magre (1990)
Career: 15, Brad Sullivan (2001-03)

Earned Runs Allowed

Game: 12, Pete Magre vs. USC (5/25/90, NCAA South I Regional)
Season: 12, Pete Magre (1990)
Career: 14, Kyle Crowell (1998-00)

Hit Batters

Game: 2, done four times; Most recently by Jared Ray, at Texas A&M (6/1/08, NCAA College Station Regional)
Season: 3, Brad Sullivan (2003)
Career: 5, Brad Sullivan (2001-03)

FIELDING

Putouts

Game: 16, J.P. Woodward vs. San Jose State (6/3/00, NCAA Houston Super Regional)
Season: 77, J.P. Woodward (2000)
Career: 105, J.P. Woodward (1999-00)

Assists

Game: 7, Sean Allen vs. Rice (5/28/00, NCAA Houston Regional)
Season: 30, Sean Allen (2000)
Career: 37, Sean Allen (1998-01)

Errors

Game: 3, Scott Sheldon at LSU (5/26/90, NCAA South I Regional), Art Toombs vs. Arizona State (6/18/67, NCAA College World Series)
Season: 6, Art Toombs (1967)
Career: 6, Art Toombs (1967-69)

Double Plays Turned

Game: 3, Sean Allen (2B), vs. Rice (5/28/00, NCAA Houston Regional);
Season: 7, Sean Allen (2B), J.P. Woodward (1B) (2000)
Career: 9, J.P. Woodward (1999-00)



CONFERENCE TOURNAMENT RECORDS

TEAM

MISCELLANEOUS

Games Played
Season: 6 in 2008, 2000

Largest Margin of Victory
Game: 15 (22-7),
 vs. Charlotte (5/18/97, C-USA)

Largest Margin of Defeat
Game: 21 (24-3),
 vs. Rice (5/27/10, C-USA)

Longest Game
Time: 4:43, vs. Southern Miss (5/26/11, C-USA)
Innings: 14, vs. Southern Miss (5/26/11, C-USA)

Shortest Game
Time (9 inn.): 1:59, vs. Saint Louis
 (5/22/99, C-USA)

HITTING

At Bats
Game: 49, vs. Rice (5/14/83, SWC)
Season: 202 in 1997 (C-USA)

Runs
Game: 22, vs. Charlotte (5/18/97, C-USA)
Season: 52 in 1997 (C-USA)

Hits
Game: 23, vs. Charlotte (5/18/97, C-USA)
Season: 53 in 2000, 1999 (C-USA)

Runs Batted In
Game: 20, vs. Charlotte (5/18/97, C-USA)
Season: 48 in 1997 (C-USA)

Doubles
Game: 7, vs. USF (5/19/00, C-USA)
Season: 21 in 1997 (C-USA)

Triples
Game: 2, done four times; most recently
 vs. Rice (5/23/12, C-USA)
Season: 3, done three times;
 Most recently in 1999 (C-USA)

Home Runs
Game: 4, vs. Arkansas (5/15/81, SWC)
Season: 8 in 1982 (SWC)

Total Bases
Game: 33, vs. Charlotte (5/18/97, C-USA)
Season: 106 in 1997 (C-USA)

Strikeouts
Game: 14, vs. Rice (5/28/11, C-USA)
Season: 35 in 2011 (C-USA)

Bases on Balls
Game: 12, vs. Charlotte (5/18/97, C-USA)
Season: 35 in 2000 (C-USA)

Sacrifice Bunts
Game: 5, vs. Southern Miss (5/26/11, C-USA)
Season: 11 in 2000 (C-USA)

Sacrifice Flies
Game: 3, vs. Rice (5/18/90, SWC)
Season: 4 in 1990 (SWC)

Stolen Bases
Game: 4, done three times;
 Most recently vs. UAB (May 24, 2008-G1)
Season: 9 in 1999 (C-USA)

Hit by Pitch
Game: 4, vs. Southern Miss (5/26/11, C-USA)
Season: 9 in 2008 (C-USA)

PITCHING

Saves
Season: 2 in 2009, 2008, 2005, 1997

Holds
Game: 2, vs. Saint Louis (5/21/2002, C-USA)
Season: 2 in 2002 (C-USA)

Innings Pitched
Game: 14.0, vs. Southern Miss (5/26/11, C-USA)
Season: 54.0 in 2008, 2000 (C-USA)

Strikeouts
Game: 12, vs. Charlotte (5/18/97, C-USA)
Season: 38 in 1997 (C-USA)

Hits Allowed
Game: 20, vs. Texas A&M (5/16/96, SWC)
Season: 56 in 2000

Runs Allowed
Game: 15, vs. Texas A&M (5/18/89, SWC)
Season: 42 in 2010 (C-USA)

Earned Runs Allowed
Game: 13, vs. Texas (5/19/85, SWC)
Season: 33 in 1982 (SWC), 2010 (C-USA)

Fewest Hits Allowed
Game: 3, vs. Tulane (5/27/06, C-USA)
Season: 23 in 2002 (C-USA);
 in 1989 (SWC)

FIELDING

Putouts
Game: 42, vs. Southern Miss (5/26/11, C-USA)
Season: 162 in 2008, 2000 (C-USA)

Assists
Game: 22, vs. Arkansas (5/17/81, SWC)
Season: 73 in 2008 (C-USA)

Errors
Game: 5, vs. Baylor (5/13/78, SWC)
Season: 9 in 1997 (C-USA)

INDIVIDUAL

MISCELLANEOUS

Games Played
Season: 6, Bryan Pounds, Zak Presley,
 Jimmy Cesario, Caleb Ramsey, Blake Kelso, Ryan
 Lormand, Jake Stewart, Bryan Tully, Chris Wallace;
 Sean Allen, Eric Lee, Brandon Caraway, Kris Wilken,
 J.P. Woodward (2000, C-USA)
Career: 18, Brandon Caraway (1997-00);
 Eric Lee (1997-00)

HITTING

Batting Average
Season (min. 10 AB): .667 (10-for-15),
 Ricky Torres (1990, SWC)
Career (min. 20 AB, 2 years played):
 .600 (12-for-20),
 Ricky Torres (1987-90)

At Bats
Game: 7, Brandon Caraway vs. USF
 (5/19/00, C-USA)
Season: 27, Blake Kelso (2008, C-USA)
Career: 74, Brandon Caraway (1997-00)

Runs Scored
Game: 5, Goefrey Tomlinson vs. Charlotte
 (5/18/97, C-USA)
Season: 10, Goefrey Tomlinson (1997, C-USA)
Career: 19, Brandon Caraway (1997-00);
 Eric Lee (1997-00)

Hits
Game: 5, Landon Appling, vs. Southern Miss (5/24/12,
 C-USA) & Ricky Torres, vs. Rice (5/18/90, SWC)
Season: 12, Scottie Scott (1997, C-USA);
 Goefrey Tomlinson (1997, C-USA)
Career: 28, Brandon Caraway (1997-00)

Runs Batted In
Game: 6, Dale Oliver, vs. Texas A&M (5/15/82, SWC)
Season: 10, Chris Snyder (1997, C-USA);
 Jarrod Bitter (1999, C-USA);
 Dale Oliver (1982, SWC)
Career: 20, Jarrod Bitter (1998-00)

Doubles
Game: 3, Tyson Schweitzer vs. USF (5/19/00, C-USA)
Season: 5, Dustin Carr (1997, C-USA)
Career: 6, Tyson Schweitzer (1999-00)

Triples
Game: 1, done 20 times; Most recently by
 Joel Ansley vs. Rice (5/27/10)
Season: 2, Gary Weiss (1978, SWC)
Career: 2, Gary Weiss (1977-1978)



Home Runs

Game: 2, Jarrod Bitter vs. Tulane (5/23/99, C-USA); Dale Oliver vs. Texas A&M (5/15/82, SWC)
Season: 3, Jarrod Bitter (1999, C-USA); Jeff Jacobson (1982, SWC)
Career: 4, Jarrod Bitter (1998-00)

Total Bases

Game: 10, Lonnie Walker vs. Texas A&M (5/16/87, SWC)
Season: 20, Dale Oliver (1982, SWC)
Career: 39, Brandon Caraway (1997-00)

Strikeouts

Game: 3, done five times; Most recently by Bryan Pounds, vs. East Carolina (5/23/08, C-USA)
Season: 7, Codey Morehouse (2011, C-USA)
Career: 11, Chris Wallace (2007-10)

Bases on Balls

Game: 4, Mitch Gaspard at Texas (5/15/87, SWC)
Season: 6, done four times; Most recently by Jake Stewart (2008, C-USA)
Career: 12, Eric Lee (1997-00)

Sacrifice Bunts

Game: 2, Jake Runte & Chase Jensen vs. Rice (5/23/12, G-1, C-USA); Bryan Tully, vs. UAB (5/24/08-G1, C-USA)
Season: 4, Bryan Tully (2008, C-USA)
Career: 5, Bryan Tully (2005-06)

Sacrifice Flies

Game: 2, Hyung Cho vs. Southern Miss (2003, C-USA)
Season: 2, Hyung Cho (2003, C-USA); James Wambach (1990, SWC)
Career: 3, Hyung Cho (2001-03)

Stolen Bases

Game: 3, Ryan Lormand, vs. Marshall (5/25/08, C-USA)
Season: 4, Brandon Caraway (2000, C-USA)
Career: 8, Brandon Caraway (1997-00)

Hit by Pitch

Game: 2, Ryan Lormand, vs. Marshall (5/25/08, C-USA)
Season: 3, Ryan Lormand (2008, C-USA); Shane Nance (2000, C-USA)
Career: 4, Ryan Lormand (2007-08)

PITCHING

Appearances

Season: 4, Chris Wright (2008, C-USA)
Career: 6, Nathan Mitchell (1999-02), Matt Hooper (1999-02)

Wins

Season: 1, done 58 times; Most recently by Austin Pruitt vs. East Carolina (5/23/13)
Career: 3, Shane Nance (1997-00)

Losses

Season: 1, done 46 times; Most recently by Jake Lemoine vs. Tulane (5/25/13-G3)
Career: 2, Danny Zell (2002-03), Doug Drabek (1981-83)

Saves

Season: 2, Donnie Joseph (2009)
Career: 2, Donnie Joseph (2009)

Holds

Season: 1, done five times; Most recently by Gene Flores vs. East Carolina (May 27, 2005)
Career: 1, Gene Flores (2001-05); Nathan Mitchell (1999-02); Ryan Wagner (2002-03); Nick Torina (1998-01); Robert Dieudonne (1997-00)

Innings Pitched

Game: 13.0, Rayner Noble vs. Rice (5/14/83, SWC)
Season: 13.2, Larry Coker (1987, SWC)
Career: 33.0, Shane Nance (1997-00)

Strikeouts

Game: 10, Michael Goodnight (5/22/09, C-USA)
Season: 10, Michael Goodnight (5/22/09, C-USA)
Career: 25, Shane Nance (1997-00)

Runs Allowed

Game: 10, Eric Rasberry at Texas A&M (5/18/89, SWC)
Season: 12, Rayner Noble (1982, SWC)
Career: 17, Rayner Noble (1980-83)

Earned Runs Allowed

Game: 7, Tommy Mark vs. Texas A&M (5/16/96, SWC)
Season: 12, Rayner Noble (1982, SWC)
Career: 15, Duncan McAdoo (1997-00); Rayner Noble (1980-83)

Hit Batters

Game: 2, done four times; Most recently by Chase Dempsay, vs. East Carolina (5/23/08, C-USA)
Season: 3, Brad Lincoln (2004, C-USA)
Career: 3, Brad Lincoln (2004-06), Duncan McAdoo (1997-00), Shane Nance (1997-00)

FIELDING

Putouts

Game: 17, Dale Oliver vs. Arkansas (5/7/81, SWC), Bobby Hollas vs. Baylor (5/14/78, SWC)
Season: 56, Jimmy Cesario (2008, C-USA)
Career: 80, J.P. Woodward (1999-00)

Assists

Game: 11, Scott Sheldon vs. Arkansas (5/19/90, SWC)
Season: 24, Blake Kelso (2008, C-USA)
Career: 46, Blake Kelso (2008-10)

Errors

Game: 3, Bryan Pounds, vs. UAB (5/24/08-G1, C-USA), Mark Alexander, vs. Baylor (5/13/78, SWC)
Season: 5, Mark Alexander (1978, SWC)
Career: 5, Bryan Pounds (2005-08), Mark Alexander (1978-80)

Double Plays Turned

Game: 3, done 3 times; Most recently by Taylor White (2B), Blake Kelso (SS) and David Murphy (1B) vs. UAB (5/22/09, C-USA)
Season: 8, Blake Kelso (2009, C-USA)
Career: 18, Blake Kelso (2008-10)



TEAM RECORDS MISCELLANEOUS

Games Played

High: 35 in 2000, 1999
Low: 25 in 2012

Largest Margin of Victory

UH: 17 (20-3) vs. UCF (3/28/10)
Opp.: 21 (24-3) vs. Rice (5/27/10)

Longest Game

Time: 6:43, vs. Baylor (2/21/99)
Innings: 22, vs. Baylor (2/21/99)

Shortest Game

Time (9 inn.): 1:51, vs. Saint Louis (4/20/03)
Innings: 7.0, done 10 times;
Most recently vs. Rice (4/21/13)

HITTING

At Bats

UH: 74, vs. Baylor (2/21/99)
Opp.: 75, Baylor (2/21/99)

Runs

UH: 20, vs. UCF (3/28/10)
Opp.: 24, Rice (5/27/10)

ALL-TIME LEADERS AT COUGAR FIELD

Home Runs

Rk.	No.	Player	Years
1.	18	J.P. Woodward	1999-00
2.	14	Bruce Rios	1996-99
3.	12	Dustin Carr	1994-97
4.	11	Chris Snyder	2000-02
5.	10	Jarrod Bitter	1998-00
6.	9	Jake Stewart	2004-08
		Tyson Schweitzer	1999-00
8.	8	Bryan Tully	2005-08
		Kevin Roberts	2003-05
		Brett Cooley	2002-04
		Kris Wilken	1998-00
		Goefrey Tomlinson	1995-97

Hits

Rk.	No.	Player	Years
1.	161	Brandon Caraway	1997-00
2.	127	Eric Lee	1997-00
3.	126	Blake Kelso	2008-10
4.	124	Jake Stewart	2004-08
5.	114	Zak Presley	2007-10
6.	112	Kris Wilken	1998-00
7.	110	Bruce Rios	1996-99
8.	103	Travis Tully	2003-05
9.	103	Jarrod Bitter	1998-00
10.	97	Dustin Kingsbury	2004-07
	97	Michael Bourn	2001-03

COUGAR FIELD RECORDS

Hits

UH: 22, vs. Sam Houston State (3/10/09)
Opp.: 24, Rice (5/24/96)

Runs Batted In

UH: 20, vs. UCF (3/28/10)
Opp.: 22, Rice (5/24/10)

Doubles

UH: 9, vs. USF (4/7/00);
Opp.: 9, UAB (5/4/97)

Triples

UH: 3, three times,
vs. East Carolina (3/22/13)
Opp.: 2, done seven times;
Most recently by Rice (5/27/10)

Home Runs

UH: 6, vs. Tulane (4/7/06)
Opp.: 6, Rice (5/27/10)

Total Bases

UH: 35, vs. Pepperdine (2/20/05);
vs. Ohio State (3/14/99)
Opp.: 45, Rice (5/27/10)

Strikeouts

UH: 20, vs. Baylor (2/21/99)
Opp.: 21, vs. Saint Louis (5/7/05)

Bases on Balls

UH: 11, twice, most recently, vs. Penn State (3/5/13)
Opp.: 12, Sam Houston State (4/29/98)

Sacrifice Bunts

UH: 6, vs. Memphis (4/18/10)
Opp.: 6, UAB (4/8/01)

Sacrifice Flies

UH: 3, vs. Cincinnati (4/7/02); vs. USF (3/21/98);
vs. Marshall (5/15/10)
Opp.: 4, Texas Tech (4/8/95)

Stolen Bases

UH: 10, vs. UAB (5/3/97)
Opp.: 8, Texas State (2/18/96)

Hit by Pitch

UH: 6, vs. UAB (4/10/11)
Opp.: 4, done six times;
Most recently by Santa Clara (2/27/10)

PITCHING

Innings Pitched

UH: 22.0, vs. Baylor (2/21/99)
Opp.: 22.0, Baylor (2/21/99)

Strikeouts

UH: 21, vs. Saint Louis (5/7/05)
Opp.: 20, Baylor (2/21/99)

Earned Runs Allowed

UH: 18, vs. Sam Houston State (3/10/09);
vs. Rice (5/27/10)
Opp.: 20, UCF (3/28/10)

Fewest Hits Allowed

UH: 1, vs. TCU (5/16/02); vs. UAB (4/7/01)
Opp.: 1, vs. Northwestern State (3/11/95)

FIELDING

Putouts

UH: 66, vs. Baylor (2/21/99)
Opp.: 66, Baylor (2/21/99)

Assists

UH: 29, vs. Baylor (2/21/99)
Opp.: 28, Baylor (2/21/99)

Errors

UH: 7, vs. Cal Poly (3/8/09)
Opp.: 7, vs. LSU (2/24/02); vs. Illinois (2/28/98)

INDIVIDUAL RECORDS

HITTING

At Bats

UH: 9, Aaron Melebeck, Sean Allen,
Brandon Caraway, vs. Baylor (2/21/99)
Opp.: 10, Jaime Bubela, Baylor, (2/21/99)

Runs

UH: 5, Hyung Cho, vs. Texas State (4/8/03)
Opp.: 5, Chad Huffman, TCU (3/28/04);
Danny Peoples, Texas (3/17/96);
Rick Hague, Rice (5/27/10)

Hits

UH: 5, Brandon Caraway vs. Rice (2/9/99);
Brandon Milam vs. UCF (3/9/96)
Opp.: 5, Brad Wilcutt, Southern Miss (5/21/05);
Steve Kleen, Pepperdine (2/20/05);
Chad Huffman, TCU (3/28/04);
Brad Davis, Long Beach State (2/27/04);
Jordan Hart, Memphis vs. Southern Miss
(C-USA Tournament, 5/24/04);
Will Hawkins, Louisiana-Lafayette, vs. Houston
(NCAA Regional at Cougar Field, 5/30/99);
Brett Smith, Rice (2/22/00);
Chris Seaman, Texas State (2/13/00)

Runs Batted In

UH: 7, Bryan Pounds vs. Rice (3/26/08)
Brandon Caraway vs. USF (3/22/98);
Mike Medrano vs. USF (3/21/98);
Joaquin Martinez vs. Texas Southern (2/21/96);
Matt Creel vs. Santa Clara (2/26/10)
Opp.: 7, Keith Graffagnini, Tulane (3/13/98)



HOUSTON BASEBALL

Doubles

UH: 3, Chase Dempsay, Sam Houston State (3/10/09)
Opp.: 4, Brad Willcutt, Southern Miss (5/21/05)

Triples

UH: 2, Mike Medrano vs. Tulane (3/15/98); Tom Maleski vs. Louisiana Tech (3/1/95)
Opp.: 1, done 62 times; most recently by Middleton, Tulane (5/13/12)

Home Runs

UH: 2, Bryan Pounds vs. Rice (3/26/08); Josh Stirneman vs. Tulane (4/7/06); Matt Weston vs. Tulane (4/7/06); Hyung Cho vs. Texas State (4/8/03); Chris Snyder vs. Cincinnati (4/23/02); Jason Pekar vs. Memphis (4/22/00); Shane Nance vs. Rice (2/22/00); Tyson Schweitzer vs. Ohio State (3/14/99); Jarrod Bitter vs. Ohio State (3/14/99); J.P. Woodward vs. Ohio State (3/13/99); Brandon Caraway vs. USF (3/22/98); Bruce Rios vs. Illinois (3/1/98); Robert Dieudonne vs. Baylor (4/29/97); Goefrey Tomlinson vs. Charlotte (4/12/97); Dominic Hernandez vs. Michigan (3/5/96)
Opp.: 3, Jason Coats, TCU (4/11/10)

Total Bases

UH: 12, Hyung Cho vs. Texas State (4/8/03); Tyson Schweitzer vs. Ohio State (3/14/99)
Opp.: 13, Marc Maddox, Southern Miss (5/17/03)

Strikeouts

UH: 4, done seven times; Most recently by Austin Gracey, vs. Kent State (3/18/11)
Opp.: 5, Ben Sanderson, East Carolina (3/14/03)

Bases on Balls

UH: 5, J.P. Woodward vs. Rice (NCAA Regional at Cougar Field, 5/28/00)
Opp.: 4, Jason Totman, Texas Tech (4/8/95); Derek Luciano, UCF (3/26/10)

Sacrifice Bunts

UH: 2, done 13 times; Most recently by M. P. Cokinos, vs. Southern Miss (5/13/11)
Opp.: 2, done nine times; Most recently by Dillberto, Southern Miss (5/14/11)

Sacrifice Flies

UH: 2, done three times; Most recently by Ryan Lormand, vs. Texas State (2/26/08)
Opp.: 2, Clint Bryant, Texas Tech (4/8/95)

Stolen Bases

UH: 4, Michael Bourn vs. USF (5/5/02); Michael Bourn vs. Tulane (3/24/02)
Opp.: 3, Thomas Bowker, Charlotte (4/10/04, G2); Jon Brewster, USC (3/3/01, G2)

Hit by Pitch

UH: 3, Chris Wallace, McNeese State (5/5/09)
Opp.: 3, Jake Smith, East Carolina (3/16/03); Justin Viele, Santa Clara (2/26/10)

PITCHING

Innings Pitched

UH: 10.0, Brad Lincoln vs. Saint Louis (5/7/05); Brad Sullivan vs. East Carolina (3/14/03)
Opp.: 9.0, done 12 times; Most recently by M. Wright, East Carolina (4/21/11)

Strikeouts

UH: 16, Brad Sullivan vs. Saint Louis (4/18/03); Brad Sullivan vs. Memphis (5/16/02)
Opp.: 11, Dana Davis, Rice (5/10/96)

Bases on Balls Allowed

UH: 6, done five times; Most recently by William Kankel vs. Tulane (5/8/10)

Opp.: 7, Corey Bond, Northwestern State (3/10/95)

Runs Allowed

UH: 9, Duncan McAdoo vs. USF (3/21/98)
Opp.: 13, Joel Gallimore, Cincinnati (4/10/98)

Earned Runs Allowed

UH: 8, done four times; Most recently by Matt Creel vs. UAB (4/8/11)
Opp.: 13, Joel Gallimore, Cincinnati (4/10/98)

Hits Allowed

UH: 11, done three times; Most recently by Brad Lincoln vs. San Diego (3/17/06)
Opp.: 13, Mark Gray, UAB (5/3/97); Tim Diebold, Saint Louis (3/13/97)

Hit Batters

UH: 4, Jon McDonald vs. Texas (4/7/96)
Opp.: 4, John McKay, Charlotte (3/27/99)

FIELDING

Putouts

UH: 23, J.P. Woodward vs. Baylor (2/21/99)
Opp.: 25, Matt Williams, Baylor (2/21/99)

Assists

UH: 10, Blake Kelso vs. Marshall (5/15/08)
Opp.: 9, Paul Janish, Rice (3/19/03)

Errors

UH: 3, done four times; Most recently by Blake Kelso Rice (3/18/09)
Opp.: 3, done four times; Most recently by Drake, McNeese State (4/9/11)



Shane Nance is the all-time leader in wins at Houston with 17 and strikeouts with 217 at Cougar Field. Nance played for the Cougars from 1997-00.

All-Time Leaders at Cougar Field

Pitching Wins

Rk. No.	Player	Years
1.	17 Shane Nance	1997-00
2.	12 Wes Musick	2006-09
	Brad Sullivan	2001-03
	Kyle Crowell	1998-00
	Jon McDonald	1995-98
6.	11 Bryan Moore	1998-99
7.	9 Duncan McAdoo	1997-00
	Brad Lincoln	2004-06
9.	8 Danny Zell	2002-03
10.	7 Austin Pruitt	2012-13
	Jerret Sykes	1997-00

Strikeouts

Rk. No.	Player	Years
1.	215 Shane Nance	1997-00
2.	197 Brad Sullivan	2001-03
3.	138 Brad Lincoln	2004-06
4.	120 Wes Musick	2006-09
5.	112 Kyle Crowell	1998-00
6.	106 Ryan Wagner	2002-03
7.	104 Duncan McAdoo	1997-00
8.	101 Gene Flores	2001-05
9.	96 Jon McDonald	1995-98
10.	84 Austin Pruitt	2012-13

Bold Italics indicates active players



CAREER LEADERS

Current players listed in ***Bold Italics***

MISCELLANEOUS

Games Played

1.	246	Brandon Caraway	1997-00
2.	234	Eric Lee	1997-00
3.	233	Fred Hinojosa	1987-90
4.	232	Zak Presley	2007-10
5.	229	Phil Lewis	1990-93
6.	213	Rusty Smajstrla	1989-92
7.	207	Scott Sheldon	1988-91
8.	204	Caleb Ramsey	2008-11
9.	203	Dustin Carr	1994-97
10.	201	Thanos Papavasiliou	2001-04
		Chris Tremie	1989-92

Consecutive Games Played

1.	189	Kris Wilken	2/7/98 - 6/4/00
2.	181	Blake Kelso	2/22/08 - 5/28/10
3.	176	Dustin Kingsbury	2/11/05 - 5/25/07
4.	157	Phil Lewis	2/16/91 (G2) - 5/3/93
5.	144	Travis Tully	4/26/03 (G2) - 5/29/05
6.	127	Scott Sheldon	5/13/89 - 5/6/91
7.	124	Chris Snyder	2/2/01 - 6/10/02
8.	122	Ryan Lormand	2/6/07 - 6/3/08
		Tom Duschinski	2/25/72 - 4/28/74
10.	116	John Altobelli	2/18/84 - 5/25/85

HITTING

Batting Average

(min. 2 years played, 2 AB for each team game)

1.	.3753	Corky Swindell	1982-83
2.	.3746	Tom Paciorek	1966-68
3.	.372	Keith Darter	1989-90
4.	.368	Jarrold Bitter	1998-00
5.	.359	Ike Lucas	1965-67
6.	.357	Shane Buteaux	1993-94
7.	.354	Ricky Freeman	1991-94
8.	.352	Mark Grimes	1984-85
9.	.349	Fred Hinojosa	1987-90
10.	.348	Jim Payne	1965-66

Home Runs

1.	31	Pat Hewes	1985-86
2.	30	J.P. Woodward	1999-00
3.	29	Chris Snyder	2000-02
4.	27	Jarrold Bitter	1998-00
5.	25	Brett Cooley	2002-04
		Bruce Rios	1996-99
7.	23	Jake Stewart	2004-08
8.	22	Kris Wilken	1988-00
		Mark Grimes	1984-85
10.	21	Brad Lincoln	2004-06
		Hyung Cho	2001-03
		Fred Hinojosa	1987-90

Runs Batted In

1.	160	Bruce Rios	1996-99
2.	150	Jarrold Bitter	1998-00
3.	144	Caleb Ramsey	2008-11
4.	143	Brandon Caraway	1997-00
5.	137	Dustin Kingsbury	2004-07
		Fred Hinojosa	1987-90
7.	132	Eric Lee	1997-00
8.	130	Hyung Cho	2001-03
9.	126	Kris Wilken	1998-00
10.	119	J.P. Woodward	1999-00

At Bats

1.	1,006	Brandon Caraway	1997-00
2.	854	Eric Lee	1997-00
3.	775	Zak Presley	2007-10
4.	765	Blake Kelso	2008-10
5.	752	Caleb Ramsey	2008-11
6.	732	Jake Stewart	2004-08
7.	717	Dustin Kingsbury	2004-07
		Phil Lewis	1990-93
9.	699	Kris Wilken	1998-00
10.	674	Hyung Cho	2001-03

Runs

1.	238	Brandon Caraway	1997-00
2.	179	Eric Lee	1997-00
3.	167	Michael Bourn	2001-03
4.	164	Jake Stewart	2004-08
5.	161	Dustin Carr	1994-97
6.	154	Phil Lewis	1990-93
7.	149	Zak Presley	2007-10
8.	148	Blake Kelso	2008-10
9.	138	Jarrold Bitter	1998-00
10.	133	Ricky Freeman	1991-94

Hits

1.	324	Brandon Caraway	1997-00
2.	253	Eric Lee	1997-00
3.	244	Zak Presley	2007-10
		Blake Kelso	2008-10
5.	241	Caleb Ramsey	2008-11
6.	234	Phil Lewis	1990-93
7.	232	Jake Stewart	2004-08
8.	225	Dustin Carr	1994-97
9.	223	Travis Tully	2003-05
10.	217	Jarrold Bitter	1998-00

Doubles

1.	63	Brandon Caraway	1997-00
2.	52	Jake Stewart	2004-08
3.	51	Dustin Carr	1994-97
4.	48	Jarrold Bitter	1998-00
		Tyson Schweitzer	1999-00
7.	47	Fred Hinojosa	1987-90
		Eric Lee	1997-00
		Tyson Schweitz	1999-00
10.	44	Caleb Ramsey	2008-11

Triples

1.	19	Phil Lewis	1990-93
2.	14	G.J. Cantu	1965-67
3.	11	Blake Kelso	2008-10
4.	10	Bill McLain	1970-72
		Eric Lee	1997-00
		Caleb Ramsey	2008-11
7.	9	Brandon Caraway	1997-00
		Scott Sheldon	1998-91
		Ricky Freeman	1991-94
10.	8	Gary Weiss	1977-78
		Tom Paciorek	1966-68
		Buzz Foster	1963-64

Total Bases

1.	435	Brandon Caraway	1997-00
2.	380	Eric Lee	1997-00
3.	363	Jake Stewart	2004-08
4.	350	Jarrold Bitter	1998-00
5.	339	Phil Lewis	1990-93
6.	337	Dustin Carr	1994-97
7.	336	Fred Hinojosa	1987-90

8.	331	Blake Kelso	2008-10
9.	318	Ricky Freeman	1991-94
10.	311	Hyung Cho	1991-94
		Bruce Rios	1996-99

Slugging Percentage

(min. 2 years played, 2 AB for each team game)

1.	.657	Tom Paciorek	1966-68
2.	.651	Pat Hewes	1985-86
3.	.628	Mark Grimes	1984-85
4.	.625	J.P. Woodward	1999-00
5.	.593	Jarrold Bitter	1998-00
6.	.592	Goefrey Tomlinson	1995-97
7.	.588	Damon Baldwin	1985-86
8.	.581	Brett Cooley	2002-04
9.	.573	Tyson Schweitzer	1999-00
10.	.556	Mark Hooker	1988-89

On-Base Percentage (since 1980)

(min. 2 years played, 2 AB for each team game)

1.	.470	Rayner Noble	1980-83
2.	.461	Jarrold Bitter	1998-00
	.456	Ryan Still	2010-11
3.	.449	Corky Swindell	1982-83
4.	.446	Fred Hinojosa	1987-90
5.	.443	J.P. Woodward	1999-00
6.	.441	Chris Snyder	2000-02
7.	.434	Brandon Milam	1995-96
8.	.433	John Altobelli	1984-85
9.	.432	Dustin Carr	1994-97
10.	.430	Michael Bourn	2001-03

Toughest to Strike Out

(min. 2 years played, 2 AB for each team game)

1.	27.2	Corky Swidell	1982-83
2.	23.5	Donnie Randall	1978-79
3.	21.6	Thad Altman	1976-77
4.	17.7	Bill McLain	1970-72
5.	17.2	Ike Lucas	1965-67
6.	16.4	Russ Schroeder	1971-74
7.	15.50	Bobby Hollas	1976-79
8.	15.45	Wes Gregersen	1981-82
9.	15.1	Kevin Muno	1979-80
10.	14.7	G.J. Cantu	1965-67

Stolen Bases

1.	94	Brandon Caraway	1997-00
2.	90	Michael Bourn	2001-03
3.	71	David Vinson	1971-74
4.	65	Eric Lee	1997-00
	65	Zak Presley	2007-10
6.	57	Jake Stewart	2004-08
7.	56	Phil Lewis	1990-93
8.	54	Dustin Carr	1994-97
9.	52	Ryan Lormand	2007-08
10.	51	Shane Buteaux	1993-94

Hit by Pitch

1.	43	Landon Appling	2011
2.	30	Bryan Tully	2005-08
3.	28	Brandon Caraway	1997-00
4.	27	Jarrold Bitter	1998-00
5.	26	Jake Stewart	2004-08
		Chris Wallace	2007-10
7.	23	Brandon Milam	1995-96
		Eric Lee	1997-00
9.	22	Chris Snyder	2000-02
		Sean Allen	1998-01

Bases on Balls

1.	132	Zak Presley	2007-10
2.	128	Rayner Noble	1980-83
3.	117	Eric Lee	1997-00
4.	116	Michael Bourn	2001-03
5.	108	Brandon Caraway	1997-00
6.	107	Fred Hinojosa	1987-90
		Mark Stevens	1972-75
8.	105	Phil Lewis	1990-93
9.	101	Bruce Rios	1996-99
10.	98	John Altobelli	1984-85

PITCHING

Wins

1.	32	Shane Nance	1997-00
2.	27	Doug Drabek	1981-83
3.	25	Brad Sullivan	2001-03
		Rayner Noble	1980-83
		Mike Walker	1984-86
		Al Benavides	1989-91
		Kyle Crowell	1998-00
8.	21	Jon McDonald	1995-98
		Tom Lukish	1977-80
10.	20	Ben Weber	1989-91

Earned Run Average

(min. 2 years played, 1 IP for each team game)

1.	1.86	Bob Peters	1959-62
2.	2.00	Rick Brewer	1966-67
3.	2.13	Jimmy McGee	1962-64
4.	2.23	Dickie Thompson	1956-58
5.	2.27	Tom Wenmoth	1964-65
6.	2.46	Jody Supak	1986-87
7.	2.55	Wayne Hill	1966-68
8.	2.58	Wade Williams	1992-93
9.	2.64	Brad Sullivan	2001-03
10.	2.66	Jim Borski	1964-66

Strikeouts

1.	409	Brad Sullivan	2001-03
2.	388	Shane Nance	1997-00
3.	293	Brad Lincoln	2004-06
4.	238	Kyle Crowell	1998-00
5.	235	Johnny Hatcher	1970-73
6.	219	Wes Musick	2006-09
7.	214	Tom Lukish	1977-80
8.	213	Ryan Wagner	2002-03
9.	199	Jon McDonald	1995-98
10.	198	Rayner Noble	1980-83

Innings Pitched

1.	411.1	Shane Nance	1997-00
2.	347.1	Brad Sullivan	2001-03
3.	297.2	Rayner Noble	1980-83
4.	288.0	Kyle Crowell	1998-00
5.	286.1	Brad Lincoln	2004-06
6.	285.2	Mike Walker	1984-87
7.	276.1	Jon McDonald	1995-98
8.	268.2	Doug Drabek	1981-83
9.	265.2	Wes Musick	2006-09
10.	265.0	Tom Lukish	1977-80

Appearances

1.	94	Larry Coker	1984-87
2.	88	Chase Dempsay	2008-11
3.	85	Nathan Mitchell	1999-02
4.	83	Nick Torina	1998-01
		Al Benavides	1989-91



HOUSTON BASEBALL

6.	79	Chris Wright	2005-09
7.	78	Gene Flores	2001-05
		Robert Dieudonné	1997-00
9.	77	Matt Hooper	1999-02
10.	76	Rayner Noble	1980-83
	76	Mo Wiley	2009-12

Winning Percentage (min. 10 decisions)

1.	.842 (16-3)	Jody Supak	1986-87
2.	.806 (25-6)	Kyle Crowell	1998-00
3.	.800 (16-4)	Rob Riley	1981-82
	.800 (8-2)	Rick Brewer	1966-67
4.	.778 (14-4)	Jack Schultea	1953-54
5.	.758 (25-8)	Al Benavides	1989-91
6.	.720 (18-7)	Billy Blum	1977-78
7.	.714 (20-8)	Ben Weber	1989-91
8.	.711 (27-11)	Doug Drabek	1981-83
9.	.708 (17-7)	Danny Zell	2002-03
10.	.676 (25-12)	Rayner Noble	1980-83

Saves

1.	16	Ryan Wagner	2002-03
2.	14	Chase Dempsay	2008 – 11
3.	13	Justin Vaclavik	2003-05
4.	12	Chase Wellbrock	2011-
		Larry Coker	1984-87
		Donnie Joseph	2007-2009
6.	11	Al Benavides	1989-91
7.	10	Jesse Crain	2002
8.	9	Brandon Roznovsky	2004
9.	8	Nathan Mitchell	1999-02
		Mike Walker	1984-87
		Rayner Noble	1980-83
		Matt Creel	2010-11

Holds (since 1997)

1.	11	Nick Torina	1998-01
		Robert Dieudonné	1997-00
3.	10	Nathan Mitchell	1999-02
4.	7	Rickey Putman	2003-04
		Bryan Moore	1998-99
		Donnie Joseph	2007-09
7.	6	Gene Flores	2001-05
		Bryan Harris	2000-03
		Ryan Wagner	2002-03
		Austin Faught	2001-02

Complete Games

1.	23	Johnny Hatcher	1970-73
2.	20	Bob Peters	1959-62
3.	19	Tom Lukish	1977-80
4.	15	Mike Walker	1984-87
		Steve Brewer	1970-73
6.	14	Billy Blum	1977-78
7.	12	Shane Nance	1997-00
		Doug Drabek	1983-83
		Rayner Noble	1980-83
10.	11	Tom Ball	1970-72

Shutouts

1.	6	Ben Weber	1989-91
		Bob Peters	1959-62
2.	5	Shane Nance	1997-00
		Charles Garza	1974-77
4.	4	Doug Drabek	1981-83
		Rayner Noble	1980-83
		Billy Blum	1977-78
		Jeff Simons	1976-78

		Johnny Hatcher	1970-73
10.	3	10 tied at	

Strikeouts per Nine Innings

(min. 2 years played, 1 IP for each team game)

1.	10.6	Brad Sullivan	2001-03
2.	9.7	Kevin Roberts	2003-05
3.	9.6	Charlie Pieper	1957-59
4.	9.21	Brad Lincoln	2004-06
5.	9.18	Austin Faught	2001-02
6.	9.0	Dickie Thompson	1956-58
7.	8.9	Michael Goodnight	2009-10
8.	8.7	Eric Rasberry	1988-89
9.	8.5	Shane Nance	1997-00
10.	8.4	Mike Gilbert	1971-74

FIELDING

Fielding Percentage

(min. 200 chances and two years played)

1.	.997	Matt Creel	2010-11
2.	.994	Brett Logan	2002-06
	.994	M. P. Cokinos	2010-11
4.	.993	Josh Stirneman	2006-07
5.	.992	Bret Bartley	1989-90
6.	.992	Steve Reeves	1972-75
7.	.991	J.P. Woodward	1999-00
8.	.991	Scott Keithley	1996-97
9.	.991	Brian Blair	1991-93
10.	.991	Chris Snyder	2000-02

Total Chances

1.	1,409	Brett Logan	2002-06
2.	1,294	Fred Hinojosa	1987-90
3.	1,207	Chris Snyder	2000-02
4.	1,206	Thanos Papavasiliou	2001-04
5.	1,141	J.P. Woodward	1999-00
6.	1,130	Bobby Hollas	1976-79
7.	1,050	James Wambach	1990-91
8.	1,049	Chris Wallace	2007-10
9.	993	Jarrod Bitter	1998-00
10.	969	Sean Allen	1998-01

Putouts

1.	1,246	Brett Logan	2002-06
2.	1,141	Fred Hinojosa	1987-90
3.	1,129	Thanos Papavasiliou	2001-04
4.	1,083	J.P. Woodward	1999-00
5.	1,081	Chris Snyder	2000-02
6.	1,049	Bobby Hollas	1976-79
7.	976	Chris Tremie	1989-92
8.	954	Chris Wallace	2007-10
9.	935	James Wambach	1990-91
10.	903	Jarrod Bitter	1998-00

Assists


1.	588	Blake Kelso	2008-10
2.	543	Sean Allen	1998-01
3.	478	Scott Sheldon	1988-91
4.	440	Stuart Musslewhite	2002-04
5.	424	Dustin Kingsbury	2004-07
6.	397	Bryan Pounds	2005-08
7.	388	Aaron Melebeck	1999-00
8.	336	Russ Schroeder	1971-74
9.	331	Kris Wilken	1998-00
10.	326	Hyung Cho	2001-03

Outfield Assists

1.	23	Eric Lee	1997-00
2.	21	Brandon Caraway	1997-00
3.	20	Phil Lewis	1990-93
	20	Zak Presley	2007-10
5.	19	Bryan Tully	2005-08
6.	14	Brian Blair	1991-93
7.	13	Rayner Noble	1980-83
8.	12	Jason Farrow	1995
		Derrick Dietrich	1990-92
		Mark Stevens	1972-75
10.	10	David Vazquez	1988-89
		Mark David	1977
		Dave Vinson	1971-74
		Caleb Ramsey	2008-2011



Brad Sullivan was inducted into the 2012 Houston Athletics' Hall of Honor and still remains Houston's career-leader in strikeouts per nine innings with 10.6 during his 2001-03 career as a Cougar.



Blake Kelso is UH's all-time assists leader with 588. Kelso played for the Cougars from 2008-10 and was a 10th round pick by the Washington Nationals in 2010.



SINGLE-SEASON LEADERS

Current players listed in ***Bold Italics***.

HITTING

Games Played

1.	67	Stuart Musslewhite	2003
		Keith Darter	1990
		Scott Sheldon	1990
4.	66	Ryan Lormand	2008
		Blake Kelso	2008
		Hyung Cho	2003
		Eric Lee	2000
		Aaron Melebeck	2000
		Kris Wilken	2000
		Phil Lewis	1990

Batting Average

(min. 2 AB for each team game)

1.	.435	Tom Paciorek	1967
2.	.427	Goefrey Tomlinson	1997
3.	.422	Corky Swindell	1983
4.	.412	Fred Hinojosa	1988
5.	.408	Mike Minturn	1981
6.	.404	Steve Kovar	1977
7.	.403	Jerry Willeford	1976
8.	.399	Dustin Carr	1997
9.	.398	Ike Lucas	1965
10.	.397	J.J. Matzke	1993

Hitting Streaks

1.	40	Brandon Caraway	4/11/98 - 3/16/99
2.	32	Ike Lucas	1965 - 66
3.	22	Brett Cooley	4/2 - 5/14/02
4.	21	Caleb Ramsey	3/21-4/28/10
		Travis Tully	4/10 - 5/21/04
5.	20	Jimmy Cesario	3/18 - 4/29/07
6.	19	Bryan Pounds	5/23/07 - 3/22/08
7.	18	Zak Presley	4/5 - 5/2/08
		J.P. Woodward	4/11 - 5/16/99
		Jason Schreiber	3/9 - 4/7/96
10.	17	Rob Johnson	4/27 - 5/27/04
		Bruce Rios	5/18/97 - 3/11/98
		Dustin Carr	5/11/96 - 3/4/97
		Shane Buteaux	3/15 - 4/12/94

At Bats

1.	277	Brandon Caraway	2000	
2.	274	Blake Kelso	2008	
3.	271	Dustin Carr	1997	
4.	270	Ryan Lormand	2008	
5.	267	Brandon Caraway	1999	
6.	262	Jesse Crain	2002	
7.	261	Hyung Cho	2003	
		261	Kris Wilken	2000
9.	257	Aaron Melebeck	2000	
10.	256	Kris Wilken	1999	

Runs

1.	80	Dustin Carr	1997	
2.	74	Jake Stewart	2008	
		Brandon Caraway	1998	
		Goefrey Tomlinson	1997	
5.	72	Brandon Caraway	1999	
6.	68	Michael Bourn	2002	
		68	John Altobelli	1985
8.	62	Dominic Hernandez	1996	
9.	61	Scott Keithley	1997	
10.	60	Eric Lee	2000	
		60	Mitch Gaspard	1987
		60	Omar Brewer	1987

Hits

1.	108	Dustin Carr	1997
2.	106	Goefrey Tomlinson	1997
3.	97	Brandon Caraway	1999
4.	94	Hyung Cho	1994
5.	93	Keith Darter	1990
6.	91	Bryan Pounds	2008
7.	89	Ryan Lormand	2008
8.	88	Jarrold Bitter	1999
9.	85	Blake Kelso	2009
		Jake Stewart	2008

Doubles

1.	32	Dustin Carr	1997
2.	29	Goefrey Tomlinson	1997
3.	24	Jake Stewart	2008
		Aaron Melebeck	2000
		Tyson Schweitzer	1999
6.	23	Tyson Schweitzer	2000
7.	22	Damon Baldwin	1985
8.	21	Ryan Lormand	2008
		Jarrold Bitter	2000
10.	19	Travis Tully	2005
		Stuart Musslewhite	2003
		Hyung Cho	2003
		Brandon Milam	1996
		Fred Hinojosa	1988

Triples

1.	8	Frankie Ratcliff	2013
		Phil Lewis	1993
3.	6	Brandon Milam	1996
		Greyson Liles	1992
		Phil Lewis	1992
		Lonnie Walker	1987
		Gary Weiss	1978
		G.J. Cantu	1965
		Rolan Walton	1951
10.	7	Joel Ansley	2010

Home Runs

1.	23	Pat Hewes	1986
2.	18	Brett Cooley	2002
		J.P. Woodward	1999
4.	16	Matt Weston	2006
		Omar Brewer	1987
		Goefrey Tomlinson	1997
		Mark Grimes	1985
8.	15	Chris Snyder	2002
9.	14	Jake Stewart	2008
		Brad Lincoln	2006
		Hyung Cho	2003

Runs Batted In

1.	71	Chris Snyder	2002
2.	67	Bryan Pounds	2008
		Goefrey Tomlinson	1997
		Lonnie Walker	1987
5.	66	Hyung Cho	2003
		J.P. Woodward	1999
7.	62	Pat Hewes	1986
8.	61	Tyson Schweitzer	2000
9.	59	Ryan Lormand	2008
10.	58	Dustin Kingsbury	2005

Total Bases

1.	189	Goefrey Tomlinson	1997
2.	177	Dustin Carr	1997
3.	160	J.P. Woodward	1999

4.	155	Jake Stewart	2008
		Hyung Cho	2003
6.	153	Brett Cooley	2002
7.	141	Bryan Pounds	2008
		Brandon Caraway	1999
9.	139	Jarrold Bitter	1999
		Pat Hewes	1986

Slugging Percentage

(min. 2 AB for each team game)

1.	.794	Pat Hewes	1986
2.	.771	Tom Paciorek	1967
3.	.762	Goefrey Tomlinson	1997
4.	.737	J.P. Woodward	1999
5.	.680	Mark Grimes	1985
6.	.678	Omar Brewer	1987
7.	.674	Jerry Willeford	1976
8.	.662	Mike Minturn	1981
9.	.657	Matt Weston	2006
10.	.654	Damon Baldwin	1986

On-Base Percentage (since 1980)

(min. 2 AB for each team game)

1.	.518	Fred Hinojosa	1988
2.	.505	Rayner Noble	1983
3.	.498	Bruce Rios	1998
4.	.491	Corky Swindell	1983
5.	.491	Goefrey Tomlinson	1997
6.	.488	Ryan Still	2011
7.	.485	Zak Presley	2010
8.	.484	Henry DeLeon	1988
9.	.480	Omar Brewer	1987
10.	.477	Jarrold Bitter	1999

Toughest to Strike Out

(min. 2 AB for each team game)

1.	49.7	Corky Swindell	1983
2.	29.8	Russ Schroeder	1971
3.	29.3	Ricky Freeman	1994
4.	27.4	Bobby Hollas	1979
5.	27.0	G.J. Cantu	1965
6.	26.7	Austin Gracey	2010
7.	26.5	Freddie Green	1961
8.	26.3	Doug Osburn	1955
9.	25.4	Donnie Randell	1978
10.	24.5	Bob Peters	1962

Stolen Bases

1.	36	Trey Williams	1969
2.	35	Michael Bourn	2001
3.	33	Shaun Skrehot	1997
4.	32	Michael Bourn	2002
		Thad Altman	1976
6.	29	Ryan Lormand	2008
7.	27	Brandon Caraway	1999
		Shane Buteaux	1994
8.	26	Brandon Caraway	1998
9.	25	Jake Stewart	2008
		Eric Lee	1999
		Goefrey Tomlinson	1997

Consecutive Stolen Bases (since 1987)

1.	24	Shaun Skrehot	2/9 - 4/27/97
2.	21	Ryan Lormand	2/29 - 4/27/08
		Goefrey Tomlinson	2/20/96 - 4/26/97
3.	19	Ryan Lormand	3/6/07 - 2/24/08
4.	15	Sam Mitchell	3/18/01 - 2/10/02
5.	14	Zak Presley	4/16/10 - 5/26/10
6.	13	Brandon Caraway	4/6 - 5/14/99
		Brandon Caraway	3/21 - 5/8 (G1)/98

		Lonnie Walker	3/9 - 5/23/87
9.	12	Dustin Kingsbury	5/10/05 - 4/22/06
		Michael Bourn	3/4(G2) - 4/1(G1)/01
		Brandon Caraway	5/6(G2) - 6/4/00
		Mike Medrano	2/18/97 - 4/4 (G1)/98
		Dustin Carr	4/2 - 5/24/97
		Shane Buteaux	2/9(G1) - 3/6/93
		Kyle Survrance	2/16-4/20

Hit by Pitch

1.	21	Landon Appling	2011
2.	17	Ryan Still	2011
3.	15	Jake Stewart	2008
4.	13	Landon Appling	2013
		Bryan Tully	2008
		Jarrold Bitter	2000
5.	12	Brandon Milam	1995
6.	11	Chris Wallace	2008
		Chris Snyder	2001
		Brandon Milam	1996
9.	10	Dustin Kingsbury	2005
		Eric Lee	1999
		Zack Gibson	2012
		Jonathan Davis	2013

Bases on Balls

1.	57	John Altobelli	1985
2.	54	J.P. Woodward	2000
3.	50	Michael Bourn	2001
4.	49	Josh Vadales	2013
5.	47	Chris Snyder	2002
		Zak Presley	2010
7.	46	Michael Bourn	2002
		Rayner Noble	1983
9.	42	Ryan Still	2011
		Jake Stewart	2008
		Mark Stevens	1974

PITCHING

Wins

1.	13	Brad Sullivan	2002
		Kyle Crowell	2000
		Jody Supak	1987
4.	12	Brad Lincoln	2006
		Mike Walker	1985
		Doug Drabek	1983
		Rayner Noble	1983
8.	11	Kyle Crowell	1999
9.	10	Ike Haas	1992
		Al Benavides	1991
		Doug Drabek	1982
		Rob Riley	1981
		Billy Blum	1978
		Austin Pruitt	2013

Earned Run Average

(min. 1 IP for each team game)

1.	1.15	Tom Wenmoth	1964
2.	1.31	Rayner Noble	1983
3.	1.39	Bob Peters	1960
4.	1.54	Dickie Thompson	1956
5.	1.67	Larry Satcher	1966
6.	1.69	Brad Lincoln	2006
7.	1.70	Ronnie Zeller	1955
8.	1.80	Rick Brewer	1967
9.	1.82	Brad Sullivan	2002
10.	1.92	Ron Taylor	1970



HOUSTON BASEBALL

Strikeouts

1.	157	Brad Sullivan	2002
2.	154	Brad Sullivan	2003
3.	152	Brad Lincoln	2006
4.	148	Ryan Wagner	2003
5.	119	Shane Nance	1999
6.	117	Kyle Crowell	2000
7.	106	Brad Lincoln	2005
		Shane Nance	1997
9.	105	Jody Supak	1987
10.	101	Tom Lukish	1978

Innings Pitched

1.	138.1	Kyle Crowell	2000
2.	132.2	Mike Walker	1985
3.	128.2	Brad Sullivan	2002
4.	127.2	Brad Lincoln	2006
5.	123.2	Brad Sullivan	2003
6.	117.0	Kyle Crowell	1999
		Ike Haas	1992
8.	113.2	Austin Pruitt	2013
9.	113.1	Danny Zell	2003
10.	112.2	Jody Supak	1987

Appearances

1.	38	Ryan Wagner	2003
2.	36	Brandon Roznovsky	2004
		Nathan Mitchell	2002
4.	33	Chase Dempsay	2008
5.	32	Bryan Moore	1999
6.	31	Larry Coker	1984
		Donnie Joseph	2009
8.	30	Matt Hooper	2000
		Greg Runser	2000
		Robert Dieudonne	1997
		Al Benavides	1990

Winning Percentage

1.	.929 (13-1)	Brad Sullivan	2002
		Jody Supak	1987
3.	.857 (12-2)	Brad Lincoln	2006
4.	.846 (11-2)	Kyle Crowell	1999
5.	.818 (9-2)	Shane Nance	2000
		Kenny Mayberry	1989
7.	.813 (13-3)	Kyle Crowell	2000
8.	.800 (8-2)	Danny Zell	2002
		Rayner Noble	1983
		Doug Drabek	1983

Saves

1.	15	Ryan Wagner	2003
2.	12	Justin Vaclavik	2005
3.	11	Chase Wellbrock	2013
		Donnie Joseph	2009
		Chase Dempsay	2008
6.	10	Jesse Crain	2002
7.	9	Brandon Roznovsky	2004
8.	8	Matt Creel	2010
9.	7	Jason Farrow	1995
10.	6	Greg Runser	2000
		Robert Dieudonne	1997
		Rayner Noble	1981
		Kevin Rupp	1976

Holds (since 1997)

1.	6	Nick Torina	2000
2.	5	Gene Flores	2005
		Ryan Wagner	2002
		Nathan Mitchell	2002

		Nathan Mitchell	2001
		Robert Dieudonne	2000
		Bryan Moore	1999
8.	4	Rickey Putman	2004
		Austin Faught	2002
		Nick Torina	2001

Complete Games

1.	9	Tom Lukish (1979)	
		Steve Brewer (1972)	
3.	8	Mike Walker (1985)	
		Johnny Hatcher (1972)	
		Bob Peters (1962)	

Shutouts

1.	5	Bob Peters	1962
2.	4	Charles Garza	1976
3.	3	Brad Sullivan	2002
		Kyle Crowell	2000
		Ben Weber	1991
		Ben Weber	1990
		Doug Drabek	1983
		Wes Walker	1983
		Billy Blum	1977
		Jeff Simons	1977
		Johnny Hatcher	1971

Consecutive Shutout Innings Pitched

1.	36.2	Kyle Crowell	3/12-4/16/99
2.	35.2	Jesse Crain	2/10-6/9/02
3.	31.0	Jared Ray	3/29/09-4/1/09
4.	30.2	Brad Sullivan	5/23/02-2/14/03
5.	25.0	Doug Drabek	2/26-3/21/83
		Bobby Hollman	3/17-4/6/51

Strikeouts per Nine Innings

(min. 1 IP for each team game)

1.	* 16.8	Ryan Wagner	2003
2.	13.50	Donnie Joseph	2009
3.	11.9	Dickie Thompson	1957
4.	11.2	Brad Sullivan	2003
5.	11.1	Ted Langlie	1959
6.	11.0	Brad Sullivan	2002
7.	10.7	Brad Lincoln	2006
8.	10.5	Charlie Pieper	1957
9.	9.74	Charlie Pieper	1958
10.	9.68	Eric Rasberry	1988

* - NCAA Division I single-season record

FIELDING

Total Chances

1.	634	J.P. Woodward	2000
2.	575	Justin Montemayor	2013
		Chris Snyder	2002
4.	527	James Wambach	1990
5.	523	James Wambach	1991
6.	517	J.P. Woodward	1999
7.	516	Josh Stirneman	2007
8.	507	Jayne Sperring	1998
9.	494	Scott Keithley	1997
10.	493	Chris Snyder	2001

Putouts

1.	598	J.P. Woodward	2000
2.	536	Justin Montemayor	2013
3.	515	Chris Snyder	2002
4.	485	J.P. Woodward	1999
5.	479	James Wambach	1990
6.	478	Josh Stirneman	2007

7.	472	Jayne Sperring	1998
8.	456	James Wambach	1991
9.	446	Scott Keithley	1997
10.	432	Thanos Papavasiliou	2003

Assists

1.	215	Aaron Melebeck	2000
2.	199	Blake Kelso	2008
3.	196	Blake Kelso	2010
4.	193	Blake Kelso	2009
5.	192	Sean Allen	2000
6.	189	Stuart Musslewhite	2003
7.	184	Chase Jensen	2011
8.	182	Scott Sheldon	1991
9.	177	Shaun Skrehot	1997
		Scott Sheldon	1990

Outfield Assists

1.	12	Jason Farrow	1995
2.	10	Mark David	1977
3.	9	William Kankel	2009
		Eric Lee	1997
		Phil Lewis	1992
6.	8	Bryan Tully	2007
7.	7	Zak Presley	2010
		Eric Lee	2000
		David Vasquez	1999
		Brandon Caraway	1998
		Brian Blair	1993
		Derrick Dietrich	1990
		Mark Cerny	1989
		Rayner Noble	1980



Ryan Wagner broke the single-season NCAA Division I record with 16.8 strikeouts per nine innings in 2003. Wagner was a First Round pick and No. 14 overall in 2003 by the Cincinnati Reds.



TEAM SINGLE-SEASON LEADERS

SCHEDULE

Games Played

1.	67	2003
		1999
3.	66	2008
		2000
5.	65	2002
		1987
7.	64	1999
8.	63	1997
9.	61	2006
		1985

Wins

1.	48	2002
		2000
3.	44	1990
		1985
5.	43	1989
		1983
7.	42	2008
		1982
9.	40	1999
		1997
		1987

Losses

1.	35	2012
2.	32	2011
		2010
4.	31	2009
5.	30	2005
		2003
		2001
8.	29	2004
		1995
10.	28	2007
		1996
		1992
		1980

Winning Percentage

1.	.741 (42-14-2)	1983
		1982
3.	.738 (48-17)	2002
4.	.727 (16-6)	2000
		1962
6.	.721 (44-17)	1985
7.	.717 (43-17)	1989
8.	.674 (31-15)	1976
9.	.661 (37-19)	1991
10.	.657 (44-23)	1990

Conference Wins

1.	22	2002 (C-USA)
2.	21	2000 (C-USA)
		1998 (C-USA)
4.	20	2001 (C-USA)
		1999 (C-USA)
6.	19	2004 (C-USA)
		1997 (C-USA)
8.	18	2006 (C-USA)
		2003 (C-USA)
10.	16	2005 (C-USA)
		1976 (SWC)

Conference Losses

1.	21	1992 (SWC)
2.	18	1995 (SWC)

18	2012 (C-USA)	
4.	17	1980 (SWC)
5.	16	1975 (SWC)
6.	15	1996 (SWC)
		1993 (SWC)
		1984 (SWC)
9.	14	1994 (SWC)
		1988 (SWC)

HITTING

Batting Average

1.	.327	1997
2.	.314	1988
3.	.313	1977
4.	.3114	1999
5.	.3112	1993
6.	.3098	2002
7.	.3095	1989
8.	.308	1985
9.	.305	2004
10.	.304	2000

At Bats

1.	2,325	1999
2.	2,323	1997
3.	2,310	2000
4.	2,289	2008
5.	2,272	2003
6.	2,237	2002
7.	2,132	2006
8.	2,095	1990
9.	2,082	2004
10.	2,048	2011

Runs Scored

1.	508	1997
2.	484	2000
		1999
4.	480	1985
5.	469	1987
6.	464	2008
7.	446	1988
8.	419	1990
9.	418	2002
10.	401	1998
		1993

Hits

1.	759	1997
2.	724	1999
3.	703	2000
4.	693	2002
5.	688	2008
6.	635	2004
7.	629	1990
8.	628	2003
9.	625	2006
10.	599	1987

Doubles

1.	157	2000
2.	147	1997
3.	144	2008
4.	140	1999
5.	126	1998
6.	118	2005
7.	114	2006
		1985

9.	113	2003
		1996

Triples

1.	27	1990
2.	25	2013
3.	24	2011
4.	23	2010
5.	22	1993
		1992
7.	20	1985
8.	19	1996
9.	18	2008
		1997
		1989
		1987
		1965

Home Runs

1.	83	1986
2.	77	1999
3.	76	1985
4.	75	2000
5.	71	2006
6.	68	1988
7.	67	1997
		1987
9.	58	2002
10.	57	1989

Extra-Base Hits

1.	248	2000
2.	232	1997
3.	232	1999
4.	210	1985
5.	203	2008
6.	201	2006
7.	197	1998
		1987
9.	191	1988
10.	184	1987

Total Bases

1.	1,143	1997
2.	1,125	1999
3.	1,117	2000
4.	1,021	2008
5.	984	2006
6.	982	2002
7.	948	1985
8.	936	1987
9.	920	1998
10.	919	1988

Slugging Percentage

1.	.515	1985
2.	.507	1986
3.	.501	1988
4.	.492	1997
5.	.484	1999
		2000
7.	.480	1989
8.	.474	1987
9.	.468	1998
10.	.462	1981

On-Base Percentage

1.	.418	1988
2.	.416	1985

3.	.414	1993
4.	.409	1987
5.	.399	1997
6.	.396	2000
7.	.394	1999
8.	.393	1984
9.	.393	1996
10.	.392	1990

Runs Batted In

1.	457	1997
2.	445	2000
3.	440	1985
4.	432	1999
5.	421	2008
6.	419	1987
7.	400	1989
		1988
9.	364	2002
10.	362	1998

Stolen Bases

1.	152	1997
2.	142	2008
3.	125	1993
4.	114	1999
5.	107	2001
6.	105	1969
7.	94	2002
8.	90	2003
9.	89	2010
		1987
		1976

Strikeouts

1.	434	2008
2.	407	2003
		1999
4.	401	2005
		2000
6.	399	2004
7.	398	2011
8.	388	2013
9.	386	2012
10.	381	1987

Bases on Balls

1.	341	1987
		1985
3.	315	1988
4.	303	2000
5.	296	1992
6.	293	1990
7.	284	2008
8.	278	1999
		1984
10.	274	1993

Hit by Pitch

1.	78	2011
2.	75	2008
3.	62	2000
4.	54	1999
5.	50	1993
6.	49	1997
		2012
8.	47	2013
		1995
10.	46	2006



HOUSTON BASEBALL

Sacrifice Bunts

1.	70	2011
2.	67	2003
3.	62	2013
4.	54	2008
5.	52	1990
		2012
7.	47	2000
8.	46	2009
		1999
		1983

Sacrifice Flies

1.	38	1994
2.	30	1998
		1990
4.	28	2013
		2007
		1997
7.	27	2008
		2002
9.	26	2006
		2001

PITCHING

Earned Run Average

1.	2.27	1964
2.	2.51	1960
3.	2.68	1970
4.	2.77	1956
5.	2.82	1966
6.	2.91	1966
7.	2.92	1971
8.	2.97	1958
9.	2.98	1976
10.	3.03	1968

Innings Pitched

1.	598.1	2003
2.	597.2	2000
3.	586.0	2008
4.	584.2	1999
5.	574.1	2002
6.	558.0	1997
7.	541.0	2006
8.	540.2	1990
9.	527.0	2005
10.	522.2	2011

Saves

1.	22	2008
2.	17	2009
		2003
4.	15	2013
		2002
6.	14	2005
		1997
8.	13	2007
9.	12	2010
		2004
		1989
		1987

Hold

1.	23	2002
2.	19	2001
3.	12	2000
4.	11	2004
		1999

6.	10	2010
		2003
8.	9	2006
		1998
10.	8	2005

Strikeouts

1.	605	2003
2.	548	2002
3.	516	1997
4.	502	2006
5.	488	2005
6.	482	2008
7.	453	2009
		1999
9.	448	2001
10.	440	2004
		2000

Complete Games

1.	28	1972
2.	24	1983
3.	22	1971
4.	21	1977
5.	19	1985
		1979
7.	18	1976
8.	17	1988
9.	15	1992
		1980
		1962

Shutouts

1.	13	1977
2.	12	1983
3.	12	1991
4.	9	1990
		1987
		1982
		1976
8.	8	2002
		1985
10.	7	1971
		1962

Runs Allowed

1.	420	2010
2.	410	1996
3.	406	2008
4.	378	1997
5.	370	2009
6.	355	2012
7.	353	1987
8.	351	1998
9.	349	1999
		1993

Hits Allowed

1.	639	2008
2.	601	1999
3.	600	2009
4.	598	2000
		1997
6.	592	2010
7.	591	1996
8.	585	2011
9.	576	2012
10.	565	2007

Bases on Balls Allowed

1.	334	2010
2.	310	1987
3.	304	1993
4.	303	1983
5.	295	1994
6.	292	2008
7.	289	1986
8.	267	1990
		1982
		1981

Hit Batters

1.	75	2003
2.	74	2002
3.	72	1999
4.	69	2008
5.	66	2009
6.	64	2005
7.	63	2004
		1996
9.	61	1997
10.	59	2010
		2001

Wild Pitches

1.	58	2003
2.	57	2007
3.	56	2009
4.	51	1994
5.	50	2010
		1995
7.	49	1999
8.	48	2008
9.	47	2011
		2001
		1988

FIELDING

Fielding Percentage

1.	.977	2000
2.	.971	2010
3.	.970	1977
4.	.970	2006
	.970	1975
	.970	1982
	.970	1981
8.	.969	2004
	.969	1999
10.	.969	2013

Total Chances

1.	2,613	2003
2.	2,579	2000
3.	2,576	1999
4.	2,508	2008
5.	2,494	2002
6.	2,457	1997
7.	2,443	1990
8.	2,329	2011
9.	2,305	1996
10.	2,297	2005

Putouts

1.	1,795	2003
2.	1,793	2000
3.	1,758	2008
4.	1,754	1999
5.	1,723	2002

6.	1,674	1997
7.	1,625	1990
8.	1,623	2006
9.	1,581	2005
10.	1,568	2011

Assists

1.	741	1999
2.	734	1990
3.	730	2003
4.	727	2000
5.	722	1996
6.	691	1997
7.	687	1991
8.	677	2002
9.	670	2011
10.	669	2008

Outfield Assists

1.	20	1992
2.	19	1997
3.	18	2009
		1993
		1980
6.	16	1996
		1990
		1989
9.	15	2002
		1999
		1995

Errors

1.	106	1996
2.	104	1987
3.	100	1988
	100	2012
5.	96	1993
6.	95	1994
7.	94	2002
		1992
9.	93	1995
10.	92	1998
		1997

Double Plays Turned

1.	74	2000
2.	72	1999
3.	70	2004
4.	66	1990
5.	64	2010
		2002
7.	63	2001
8.	62	1996
9.	58	1989
10.	57	2003
		1998



YEAR-BY-YEAR LEADERS

HITTING TRIPLE CROWN

Only nine Cougars have led the club in batting average, home runs and RBIs in the same season, led by **Tom Paciorek**, who accomplished the feat twice.
(* -- tied for team lead)

Year	Name	Avg.	HR	RBI
1957	Jimmy Bethea	.343	3	15
1967	Tom Paciorek	.435	10	29
1968	Tom Paciorek	.364	6 *	20 *
1970	Rusty Clark	.330	7	18 *
1976	Jerry Willeford	.403	4	29
1978	Jay Beard	.337	9	37
1980	Mike Breslin	.362	9	31 *
1985	Mark Grimes	.360	16	56 *
1997	Goefrey Tomlinson	.427	16	67
2001	Chris Snyder	.316	13	53
2003	Hyung Cho	.360	14	66

Batting Average

1948	Eugene Lehnertz	.428
1949	Felix Fraga	.333
1950	Felix Fraga	.296
1951	Rolan Walton	.333
1952	Harry Keister	.319
1953	Carlton Hanta	.361
1954	Carlton Hanta	.354
1955	Dick Arnold	.404
1956	Don Flynn	.282
1957	Jimmy Bethea	.343
1958	Billy Dube	.301
1959	Freddie Green	.325
1960	Bucky Watkins	.302
1961	Bunky Caldwell	.300
1962	George Berger	.306
1963	Buzzy Foster	.348
1964	Joe Lopasky	.313
1965	Ike Lucas	.398
1966	Ike Lucas	.374
1967	Tom Paciorek	.435
1968	Tom Paciorek	.364
1969	Trey Williams	.326
1970	Rusty Clark	.330
1971	Eddie Henderson	.302
1972	Tom Duschinski	.310
1973	Mike Bollman	.375
1974	Mark Stevens	.366
1975	Doug Phillips	.312
1976	Jerry Willeford	.403
1977	Steve Kovar	.374
1978	Jay Beard	.337
1979	Rusty Snyder	.367
1980	Mike Breslin	.362
1981	Mike Breslin	.408
1982	Corky Swindell	.324
1983	Corky Swindell	.422
1984	Mark Grimes	.340
1985	Mark Grimes	.360
1986	Damon Baldwin	.382
1987	Omar Brewer	.366
1988	Fred Hinojosa	.412
1989	David Vasquez	.361
1990	Keith Darter	.396

1991	Rusty Smajstrla	.348
1992	Phil Lewis	.344
1993	J.J. Matzke	.397
1994	Ricky Freeman	.385
1995	Jason Farrow	.330
1996	Brandon Milam	.357
1997	Goefrey Tomlinson	.427
1998	Bruce Rios	.370
1999	Jarrod Bitter	.389
2000	Jarrod Bitter	.369
2001	Chris Snyder	.316
2002	Chris Snyder	.343
2003	Hyung Cho	.360
2004	Kevin Roberts	.374
2005	Travis Tully	.364
2006	Isa Garcia	.357
2007	Jimmy Cesario	.352
2008	Bryan Pounds	.354
2009	Blake Kelso	.335
2010	Zak Presley	.344
2011	Ryan Still	.333
2012	Landon Appling	.324
2013	Justin Montemayor	.329

Home Runs

1948	Unknown	
1949	Unknown	
1950	John Wood	1
1951	Unknown	
1952	Unknown	
1953	Carlton Hanta	2
1954	Unknown	
1955	John Dean	2
1956	Mitch Vucelich	4
1957	Jimmy Bethea	3
1958	Jimmy Bethea	4
1959	Freddie Green	3
1960	Bubba Wagner	3
1961	Cliff Jubela	1
1962	Three Players Tied	1
1963	Four Players Tied	1
1964	Steve Free	1
	Bill Pruett	
1965	G.J. Cantu	4

1966	Ken Hebert	5
1967	Tom Paciorek	10
1968	Tom Paciorek	6
	Jim Sparkman	
1969	Jim Sparkman	4
1970	Rusty Clark	7
1971	Larry Martin	6
1972	Tommy Kaiser	5
1973	Tom Duschinski	5
1974	David Vinson	4
1975	Mike Higgins	9
1976	Jerry Willeford	4
1977	Randy Abendroth	5
1978	Jay Beard	9
1979	Jay Beard	7
1980	Mike Breslin	9
1981	Three Players	7
1982	Jeff Jacobsen	11
1983	Riley Epps	8
1984	Mark Grimes	6
1985	Mark Grimes	16
1986	Pat Hewes	23
1987	Omar Brewer	16
1988	Mark Hooker	9
	Mike Rhodes	
1989	David Vasquez	9
	Fred Hinojosa	
1990	Ricky Torres	5
1991	Rusty Smajstrla	10
1992	Greyson Liles	4
1993	Phil Lewis	9
1994	Shane Buteaux	12
1995	Tom Maleski	6
	Carlos Perez	
1996	Jason Schreiber	7
	Dominic Hernandez	
1997	Goefrey Tomlinson	16
1998	Mike Medrano	12
1999	J.P. Woodard	18
2000	Kris Wilken	12
	J.P. Woodard	
2001	Chris Snyder	13
2002	Brett Cooley	18
2003	Hyung Cho	14
2004	Nick Bott	8
2005	Kevin Roberts	9
2006	Matt Weston	16
2007	Luis Flores	9
2008	Jake Stewart	14
2009	Chris Wallace	9
2010	Chris Wallace	10
2011	Chase Jensen	3
2012	Landon Appling	3
2013	Three Players Tied	3

Runs Batted In

1948	Unknown	
1949	Unknown	
1950	Felix Fraga	12
1951	Unknown	
1952	Harry Keister	18

1953	Unknown	
1954	Unknown	
1955	John Dean	12
1956	Wayne Tucker	18
1957	Jimmy Bethea	15
1958	Jimmy Bethea	13
1959	Buddy Garidel	16
1960	Bucky Watkins	12
	Bubba Wagner	
1961	Bucky Watkins	6
1962	James Shirley	10
1963	Don Higgs	7
1964	Bill Pruett	17
1965	G.J. Cantu	28
1966	Ken Hebert	29
1967	Tom Paciorek	29
1968	Tom Paciorek	20
	Wayne Westphal	
1969	Jim Sparkman	23
1970	Rusty Clark	18
	Bill McLain	
1971	Larry Martin	18
1972	Bill McLain	24
1973	Tommy Kaiser	23
1974	David Vinson	32
1975	Mike Higgins	30
1976	Jerry Willeford	29
1977	Gary Weiss	29
1978	Jay Beard	37
1979	Bobby Hollas	36
1980	Mike Breslin	31
	David Minielly	
1981	Mike Breslin	35
1982	Wesley Gregersen	49
1983	Corky Swindell	41
1984	John Altobelli	34
1985	Mark Grimes	56
	Damon Baldwin	
1986	Pat Hewes	62
1987	Lonnie Walker	67
1988	Ross Goolsby	49
1989	Fred Hinojosa	46
1990	James Wambach	52
1991	James Wambach	45
1992	Phil Lewis	29
1993	Ricky Freeman	47
1994	Shane Buteaux	56
1995	Jason Farrow	37
1996	Jason Schreiber	57
1997	Goefrey Tomlinson	67
1998	Bruce Rios	55
1999	J.P. Woodward	66
2000	Tyson Schweitzer	61
2001	Chris Snyder	53
2002	Chris Snyder	71
2003	Hyung Cho	66
2004	Rob Johnson	46
2005	Dustin Kingsbury	58
2006	Brad Lincoln	53
2007	Dustin Kingsbury	47
2008	Bryan Pounds	67

2009	Caleb Ramsey	46
2010	Joel Ansley	43
2011	Caleb Ramsey	46
2012	Chase Jensen	33
2013	Frankie Ratcliff	44

Runs Scored

1948	Unknown	
1949	Unknown	
1950	Unknown	
1951	Unknown	
1952	Unknown	
1953	Unknown	
1954	Carlton Hanta	26
1955	Doug Osburn	13
1956	Richard Arnold	22
1957	Don Price	15
1958	Billy Dube	13
	Jimmy Bethea	
1959	Joe Schiro	13
1960	Max Wilson	10
	Gary Nelson	
1961	Freddie Green	10
1962	Mike Allen	15
1963	Don Higgs	13
1964	Three Players	18
1965	Ike Lucas	27
1966	Jim Payne	33
1967	Tom Paciorek	30
1968	Tom Paciorek	30
1969	Phil Rose	24
1970	Rusty Clark	33
1971	Eddie Henderson	25
1972	Tom Duschinski	21
	Tommy Kaiser	
1973	Tom Duschinski	27
1974	David Vinson	39
1975	Mark Stevens	27
1976	Jerry Willeford	33
1977	Gary Weiss	33
1978	Gary Weiss	40
1979	Rusty Snyder	37
1980	Mike Breslin	39
1981	Mark Lavespere	47
1982	Mark Lavespere	53
1983	Corky Swindell	44
1984	John Altobelli	47
1985	John Altobelli	68
1986	John Fertitta	54
1987	Omar Brewer	60
	Mitch Gaspard	
1988	Fred Hinojosa	47
1989	David Vasquez	45
1990	Keith Darter	57
1991	Scott Sheldon	61
1992	Greyson Liles	37
1993	Brian Blair	48
1994	Ricky Freeman	57
1995	Tom Maleski	42
1996	Dominic Hernandez	62
1997	Dustin Carr	80



HOUSTON BASEBALL

1998	Brandon Caraway	74
1999	Brandon Caraway	72
2000	Eric Lee	60
2001	Michael Bourn	55
2002	Michael Bourn	68
2003	Hyung Cho	54
2004	Travis Tully	41
2005	Kevin Roberts	51
2006	Isa Garcia	51
2007	Ryan Lormand	49
2008	Jake Stewart	74
2009	Blake Kelso	45
2010	Zak Presley	46
2011	Landon Appling	47
2012	Landon Appling	32
2013	Justin Montemayor	42

Doubles

1948	Unknown	
1949	Unknown	
1950	Unknown	
1951	Unknown	
1952	Unknown	
1953	Unknown	
1954	Unknown	
1955	John Dean	5
1956	Wayne Tucker	3
	Paul Sweeten	
1957	Jimmy Bethea	6
1958	Jimmy Bethea	4
	Buddy Garidel	
1959	Buddy Garidel	5
1960	Bubba Wagner	4
1961	Freddie Green	2
1962	Cliff Jubela	4
1963	Cliff Jubela	3
	Bob Boeger	
1964	Bob Blackledge	4
1965	Jim Payne	10
1966	Jim Payne	9
1967	Ken Hebert	7
1968	Tom Paciorek	9
1969	Jim Sparkman	8
1970	Steve Spertz	6
	Don Hill	
1971	Russ Schroeder	8
1972	Mark Stevens	7
1973	Tommy Kaiser	6
	Tom Duschinski	
1974	David Vinson	12
1975	Steve Reeves	10
1976	Jerry Willeford	13
1977	Gary Weiss	10
	Donny Lopez	
1978	Jay Beard	13
1979	Jay Beard	16
1980	Mike Breslin	8
1981	Mike Minturn	13
1982	Wesley Gregersen	18
1983	Rayner Noble	14
1984	Riley Epps	14
	John Altobelli	
1985	Mark Grimes	17

1986	Damon Baldwin	22
1987	John Fertitta	14
1988	Fred Hinojosa	19
1989	Mark Cerny	14
1990	James Wambach	18
1991	Scott Sheldon	18
1992	R.D. Long	11
1993	Ricky Freeman	12
1994	Ricky Freeman	12
1995	Tom Maleski	17
1996	Brandon Milam	19
1997	Dustin Carr	32
1998	Brandon Caraway	18
1999	Tyson Schweitzer	24
2000	Aaron Melebeck	20
2001	Chris Snyder	13
2002	Brett Cooley	17
2003	Hyung Cho	19
	Stuart Musslewhite	
2004	Cole Bruce	18
2005	Travis Tully	19
2006	Dustin Kingsbury	17
2007	Jimmy Cesario	13
2008	Jake Stewart	24
2009	Blake Kelso	16
2010	Caleb Ramsey	14
2011	Caleb Ramsey	17
2012	Price Jacobs	11
2013	Frankie Ratcliff	13

Triples

1948	Unknown	
1949	Unknown	
1950	Unknown	
1951	Unknown	
1952	Unknown	
1953	Unknown	
1954	Unknown	
1955	Doug Osburn	2
1956	Rayford Hamil	1
1957	None	
1958	Billy Dube	2
1959	Buddy Garidel	2
1960	Four Players	1
1961	Five Players	1
1962	George Berger	2
	Bill Pruett	
1963	Buzzy Foster	4
1964	Joe Lapasky	4
	Buzzy Foster	
1965	G.J. Cantu	6
1966	G.J. Cantu	4
1967	Tom Paciorek	4
1968	Tom Paciorek	2
1969	Phil Rose	4
1970	Bill McClain	5
1971	Three Players	2
1972	Tom Duschinski	3
	Bill McClain	
1973	Mike Bollman	2
1974	Mark Stevens	2
	Tommy Kaiser	
1975	Steve Reeves	2

1976	Jerry Willeford	5
1977	Bobby Hollas	3
1978	Gary Weiss	6
1979	Terry Byrum	3
	Bobby Hollas	
1980	Terry Byrum	3
1981	Scott Huntsman	3
1982	Charlie Rizzo	2
1983	Steve Seberger	2
	Corky Swindell	
1984	John Altobelli	3
1985	Benny Mota	5
1986	John Fertitta	5
1987	Brian Huddleston	5
1988	Fred Hinojosa	2
	Henry DeLeon	
1989	Mark Cerny	5
1990	Derrick Dietrich	4
	Phil Lewis	
1991	Scott Sheldon	4
1992	Phil Lewis	6
	Greyson Liles	
1993	Phil Lewis	8
1994	Ricky Freeman	4
1995	Jason Farrow	5
	Carlos Perez	
1996	Brandon Milam	6
1997	Goefrey Tomlinson	3
	Ryan Ware	
1998	Mike Medrano	4
	Shaun Skrehot	
1999	Brandon Caraway	4
2000	Eric Lee	5
2001	Gabe Lucas	2
2002	Eight Players	1
2003	Michael Bourn	5
2004	Five Players	2
2005	Kevin Roberts	5
2006	Isa Garcia	4
2007	Three Players tied at	2
2008	Bryan Tully	2
	Blake Kelso	
2009	William Kankel	4
2010	Joel Ansley	7
2011	Caleb Ramsey	4
2012	Chase Jensen	3
2013	Frankie Ratcliff	8

Stolen Bases

1948	Unknown	
1949	Unknown	
1950	Unknown	
1951	Unknown	
1952	Unknown	
1953	Unknown	
1954	Unknown	
1955	Doug Osburn	10
1956	Richard Arnold	12
1957	Don Price	5
1958	Billy Dube	3
1959	None	
1960	Bob Peters	4
1961	Bunky Caldwell	9

PITCHING TRIPLE CROWN

Only 20 different Cougar pitchers have led the club in ERA, wins and strikeouts in the same season. **Bob Peters** accomplished the feat three times, while **Shane Nance**, **Brad Sullivan**, **Rayner Noble** and **Wes Musick**, **Austin Pruitt** led UH twice. (* -- tied for team lead)

Year	Name	ERA	Wins	Ks
1954	Jack Shultea	2.07	7	64
1956	Dickie Thompson	1.53	5	68
1959	Bob Peters	1.93	4	40
1960	Bob Peters	1.40	5	47
1962	Bob Peters	2.12	* 7	88
1964	Tom Wenmoth	1.15	6	64
1965	Jim Borski	3.09	4	56
1969	Larry Taylor	3.12	4	58
1975	Steve Boron	3.85	5	41
1976	Charles Garza	2.31	8	62
1977	Billy Blum	2.57	8	55
1980	Rayner Noble	3.41	* 3	39
1983	Rayner Noble	1.32	* 12	78
1985	Mike Walker	4.00	12	85
1987	Jody Supak	2.00	13	105
1990	Al Benavides	2.34	* 8	73
1997	Shane Nance	4.53	* 7	106
1998	Shane Nance	2.95	9	93
2001	Brad Sullivan	3.41	6	98
2002	Brad Sullivan	1.82	13	157
2006	Brad Lincoln	1.69	12	152
2007	Wes Musick	3.00	* 6	73
2008	Wes Musick	4.35	* 8	87
2010	Michael Goodnight	5.36	7	90
2011	Jordan Lewis	3.75	5	55
2012	Austin Pruitt	4.25	* 3	57
2013	Austin Pruitt	2.85	10	92

1962	Bucky Watkins	10	1990	Scott Sheldon	19
1963	Bill McMillan	10	1991	Phil Lewis	7
	Buzzy Foster		1992	Phil Lewis	18
1964	George Berger	21	1993	Shane Buteaux	24
1965	Ike Lucas	11	1994	Shane Buteaux	27
1966	Ken Hebert	16	1995	Dustin Carr	13
1967	Ken Hebert	15	1996	Brandon Milam	16
	Bo Burris		1997	Shaun Skrehot	33
1968	Tom Paciorek	12	1998	Brandon Caraway	26
1969	Trey Williams	36	1999	Brandon Caraway	27
1970	Steve Spertz	7	2000	Brandon Caraway	22
1971	David Vinson	21	2001	Michael Bourn	35
1972	David Vinson	16	2002	Michael Bourn	32
1973	David Vinson	14	2003	Michael Bourn	23
1974	David Vinson	20	2004	Travis Tully	17
1975	Mark Stevens	14	2005	Travis Tully	11
1976	Thad Altman	32		Jake Stewart	
1977	Gary Weiss	7	2006	Isa Garcia	19
1978	Steve Kovar	11	2007	Ryan Lormand	23
1979	Rusty Snyder	13	2008	Ryan Lormand	29
1980	Terry Byrum	4	2009	Zak Presley	17
	Kevin Muno		2010	Zak Presley	21
1981	Mark Lavespere	16	2011	Landon Appling	22
1982	Jeff Jacobson	18	2012	Jacob Lueneburg	13
1983	Steve Seberger	18	2013	Kyle Survance	20
1984	Riley Epps	8			
	John Altobelli				
1985	John Altobelli	13			
1986	Steve Dolezel	10			
1987	John Fertitta	18			
1988	Reggie Rhodes	14			
1989	David Vasquez	19			

Earned Run Average

1948	Unknown
1949	Unknown
1950	Unknown
1951	Unknown
1952	Unknown



1953	Unknown	
1954	John Shultea	2.07
1955	Ronnie Zeller	1.69
1956	Dickie Thompson	1.53
1957	Charlie Pieper	2.62
1958	Rayford Hamil	2.09
1959	Bob Peters	1.93
1960	Bob Peters	1.40
1961	Tom Thomson	2.02
1962	Bob Peters	2.12
1963	Jimmy McGee	1.94
1964	Tom Wenmoth	1.15
1965	Jim Borski	3.09
1966	Jim Borski	2.03
1967	Rick Brewer	1.80
1968	Larry Stacher	2.12
1969	Larry Taylor	3.12
1970	Larry Taylor	1.92
1971	Johnny Hatcher	1.95
1972	Steve Brewer	2.71
1973	James Ingram	2.98
1974	Steve Boron	4.35
1975	Steve Boron	3.85
1976	Charlie Garza	2.31
1977	Billy Blum	2.57
1978	Billy Blum	2.91
1979	Jimmy Cherry	2.10
1980	Rayner Noble	3.41
1981	Jeff Achilles	2.79
1982	Broc Higgins	1.83
1983	Rayner Noble	1.32
1984	Mike Walker	4.18
1985	Mike Holik	2.45
1986	Jody Supak	3.54
1987	Jody Supak	2.00
1988	Woody Williams	3.32
1989	Louis Francescon	2.35
1990	Al Benavides	2.34
1991	Al Benavides	2.73
1992	Wade Williams	2.56
1993	Brian Hamilton	4.38
1994	Matt Beech	4.22
1995	John Box	4.26
1996	Danny Crawford	5.27
1997	Shane Nance	4.53
1998	Shane Nance	2.96
1999	Bryan Moore	2.55
2000	Shane Nance	2.31
2001	Brad Sullivan	3.41
2002	Brad Sullivan	1.82
2003	Ryan Wagner	1.93
2004	Garrett Mock	3.71
2005	Matt Farrington	3.24
2006	Brad Lincoln	1.69
2007	Wes Musick	3.00
2008	Wes Musick	4.35
2009	Donnie Joseph	2.16
2010	Michael Goodnight	5.36
2011	Jordan Lewis	3.75
2012	Austin Pruitt	4.25
2013	Austin Pruitt	2.85

Pitching Victories

1948	Denton Priest	3
1949	Bobby Hollman	3
1950	Bobby Hollman	4
1951	John Boon	8
1952	Bobby Hollman	6
1953	Bobby Clatterbuck	5
1954	Jack Shultea	7
1955	Jim Shindler	4
1956	Rayford Hamil	5
1957	Dickie Thompson	2
1958	Rayford Hamil	5
1959	Bob Peters	4
1960	Bob Peters	5
1961	Tom Thomson	2
1962	Pete Stonestreet	7
1963	Art Pettit	2
1964	Tom Wenmoth	6
1965	Jim Borski	4
1966	Jim Borski	5
1967	Bubba Hill	6
1968	Wayne Hill	5
1969	Larry Taylor	4
1970	Tom Bell	4
1971	Elroy Olthold	7
1972	Steve Brewer	8
1973	Steve Brewer	7
1974	Steve Boron	5
1975	Steve Boron	5
1976	Charlie Garza	8
1977	Billy Blum	8
1978	Billy Blum	10
1979	Tom Lukish	7
1980	Ricky Nelson	3
1981	Rob Riley	10
	Doug Drabek	
1982	Doug Drabek	10
1983	Rayner Noble	12
1984	Ed Clark	6
1985	Mike Walker	12
1986	Mike Walker	8
1987	Jody Supak	13
1988	Woody Williams	9
1989	Eric Rasberry	9
1990	Three Players	9
1991	Al Benavides	10
1992	Jeff Haas	10
1993	Brian Hamilton	8
1994	Shane Buteaux	6
1995	Three Players	4
1996	Mark Manbeck	6
1997	Three Players	7
1998	Shane Nance	9
1999	Kyle Crowell	11
2000	Kyle Crowell	13
2001	Brad Sullivan	6
2002	Brad Sullivan	13
2003	Danny Zell	9
2004	Matt Varner	7
2005	Matt Farrington	8
2006	Brad Lincoln	12
2007	Wes Musick	6

	Aaron Brown	
2008	Wes Musick	8
	Chase Dempsay	
2009	Michael Goodnight	5
	Wes Musick	
2010	Michael Goodnight	7
2011	Jordan Lewis	5
2012	Pruitt, Lewis, Wellbrock	3
2013	Austin Pruitt	10

Strikeouts

1948	Denton Priest	14
1949	John Boon	86
1950	John Boon	40
1951	Unknown	
1952	Unknown	
1953	Unknown	
1954	Jack Shultea	54
1955	Ronnie Zeller	59
1956	Dickie Thompson	68
1957	Dickie Thompson	51
1958	Charlie Pieper	57
1959	Ted Langlie	42
1960	Bob Peters	47
1961	Jim Wilson	52
1962	Bob Peters	88
1963	Jimmy McGee	47
1964	Tom Wenmoth	64
1965	Jim Borski	56
1966	Jim Borski	43
1967	Carroll Moore	55
1968	Wayne Hill	75
1969	Larry Taylor	58
1970	Johnny Hatcher	42
1971	Mike Gilbert	50
1972	Johnny Hatcher	64
1973	Johnny Hatcher	80
1974	Ricky Mahoney	35
1975	Steve Boron	41
1976	Charlie Garza	62
1977	Billy Blum	55
1978	Tom Lukish	101
1979	Tom Lukish	59
1980	Rayner Noble	39
1981	Rob Riley	64
1982	Rayner Noble	79
1983	Rayner Noble	78
1984	Stuart Stauffacher	42
1985	Stuart Stauffacher	85
1986	Mike Walker	80
1987	Jody Supak	105
1988	Eric Rasberry	76
1989	Eric Rasberry	66
1990	Al Benavides	73
1991	Vaughn Eshelman	78
1992	Jeff Haas	89
1993	Matt Beech	73
1994	Matt Beech	74
1995	David Hamilton	58
1996	Mark Manbeck	67
1997	Shane Nance	106
1998	Shane Nance	93
1999	Shane Nance	119

2000	Kyle Crowell	117
2001	Brad Sullivan	98
2002	Brad Sullivan	157
2003	Brad Sullivan	154
2004	Matt Varner	69
2005	Brad Lincoln	106
2006	Brad Lincoln	152
2007	Wes Musick	73
2008	Wes Musick	87
2009	Donnie Joseph	75
2010	Michael Goodnight	90
2011	Jordan Lewis	55
2012	Austin Pruitt	57
2013	Austin Pruitt	92

Innings Pitched

1948	Unknown	
1949	Unknown	
1950	Bobby Hollman	46.0
1951	Unknown	
1952	Unknown	
1953	Unknown	
1954	Jack Shultea	85.2
1955	Ronnie Zeller	63.2
1956	Dickie Thompson	64.1
1957	Charlie Pieper	41.1
1958	Rayford Hamil	60.1
1959	Bob Peters	60.2
1960	Bob Peters	71.1
1961	Jim Wilson	59.2
1962	Bob Peters	85.0
1963	Jimmy McGee	83.1
1964	Tom Wenmoth	78.0
1965	Tom Wenmoth	60.2
1966	Jim Borski	57.2
1967	Bubba Hill	59.0
1968	Wayne Hill	72.1
1969	James Ripple	62.2
1970	Larry Taylor	51.2
1971	Elroy Olthold	57.0
	Mike Gilbert	
1972	Johnny Hatcher	86.2
1973	Johnny Hatcher	75.0
1974	Rick Mahoney	66.1
1975	Steve Boron	63.0
	James Ingram	
1976	Charles Garza	77.2
1977	Billy Blum	105.1
1978	Billy Blum	69.2
1979	Tom Lukish	82.0
1980	Brent Bentley	70.2
1981	Doug Drabek	77.1
1982	Doug Drabek	97.0
1983	Rayner Noble	102.2
1984	Greg Brinkman	71.0
1985	Mike Walker	132.2
1986	Mike Walker	101.1
1987	Jody Supak	112.2
1988	Woody Williams	100.1
1989	Al Benavides	73.2
1990	Ben Weber	96.2
1991	Al Benavides	82.1
1992	Jeff Haas	117.0

1993	Jeff Wright	76.1
1994	Matt Beech	85.1
1995	Jon McDonald	60.1
1996	Danny Crawford	82.0
1997	Shane Nance	103.1
1998	Shane Nance	106.2
1999	Kyle Crowell	117.0
2000	Kyle Crowell	138.1
2001	Brad Sullivan	95.0
2002	Brad Sullivan	128.2
2003	Brad Sullivan	123.2
2004	Matt Varner	89.1
2005	Brad Lincoln	102.0
2006	Brad Lincoln	127.2
2007	Wes Musick	93.0
2008	Wes Musick	97.1
2009	Wes Musick	75.1
2010	Michael Goodnight	85.2
2011	Jordan Lewis	81.2
2012	Austin Pruitt	91.0
2013	Austin Pruitt	113.2

Saves

Note: Saves were not kept as an official statistic until 1971.

1971	Terry Dunken	1
	Steve Brewer	
1972	Larry Hines	2
1973	Four Players	1
1974	John Kopycinski	2
	Rick Mahoney	
1975	Danny Lee	2
	James Ingram	
1976	Kevin Rupp	6
1977	Tom Lukish	1
	Joe Billingsley	
1978	Billy Blum	2
	Tom Lukish	
1979	Bobby Hollas	1
1980	Four Players	1
1981	Rayner Noble	6
1982	Mark Hall	2
	Doug Drabek	
1983	Three Players	2
1984	Larry Coker	3
1985	Mike Walker	4
1986	Larry Coker	5
1987	Mike Pulido	4
1988	Woody Williams	1
	Eric Rasberry	
1989	Al Benavides	5
1990	Keith Darter	4
1991	Al Benavides	4
1992	Jason Hart	3
1993	Jeremy Tyson	3
	Brett Jones	
1994	Shane Buteaux	5
1995	Jason Farrow	7
1996	Mark Manbeck	4
1997	Robert Dieudonne	6
1998	Bryan Moore	3
1999	Bryan Moore	2
	Duncan McAdoo	



HOUSTON BASEBALL

2000	Greg Runser	6
2001	Nathan Mitchell Matt Hooper	3
2002	Jesse Crain	10
2003	Ryan Wagner	15
2004	Brandon Roznovsky	9
2005	Justin Vaclavik	12
2006	Clayton Boone	4
2007	Bryan Tully Chris Wright	3 3
2008	Chase Dempsay	11
2009	Donnie Joseph	11
2010	Matt Creel	7
2011	Dakota Dill	4
2012	Mo Wiley	4
2013	Chase Wellbrock	11



YEAR-BY-YEAR LINE-UPS

All-Americans are listed in **bold**;
All-Conference performers are listed in CAPS.

1966 (18-11-1)

C	Larry Strelau
1B	Tom Paciorek
2B	Ron Baker
3B	Ken Hebert
SS	Larry Kubiak
LF	Ike Lucas
or	G.J. Cantu
CF	G. J. Cantu
or	Ike Lucas
RF	Jim Payne
P	Jim Borski
P	Wayne Hill
P	Larry Satcher
P	Rick Brewer
RP	Van Ross Smith

1967 (21-11)

C	Larry Strelau
1B	Ken Hebert
2B	Ron Baker
3B	G.J. Cantu
SS	Art Toombs
LF	Tom Paciorek
CF	Ike Lucas
RF	Bo Burris
P	Carroll Moore
P	Wayne Hill
P	Larry Satcher
RP	Bubba Hill

1968 (14-15-1)

C	Lawrence Strelau
1B	Wayne Westphal
2B	Don Hill
3B	Jay Lee
or	Marty McVey
SS	Art Toombs
or	Richard Schwartz
LF	Tom Paciorek
CF	Trey Williams
RF	Jim Sparkman
P	Wayne Hill
P	Larry Satcher
RP	John Post

1969 (15-23)

C	Phil Rose
1B	Art Toombs
2B	Don Hill
3B	Jay Lee
SS	Richard Schwartz
LF	Rod Johnson
CF	Trey Williams
RF	Jim Sparkman
P	Larry Taylor
P	Bubba Hill
P	James Ripple
RP	Alex Jordan

1970 (19-17)

C	Mike Clark
or	Larry Martin
1B	Bill McLain
2B	Don Hill
3B	Richard Schwartz
SS	Steve Spretz
LF	Larry Aubin
or	Eddie Henderson
CF	Jim Barger
RF	Rusty Clark
P	Johnny Hatcher
P	Larry Taylor
P	Tom Ball
P	Steve Berghaier
RP	Elroy Othold

1971 (24-15)

C	Larry Martin
1B	Bill McLain
2B	Don Hill
3B	Eddie Henderson
or	Tommy Kaiser
SS	Russ Schroeder
LF	Phillip Terrell
CF	David Vinson
RF	Jim Ripple
P	Johnny Hatcher
P	Elroy Othold
P	Mike Gilbert
P	Tom Ball
RP	Steve Berghaier

1972 (25-23-1)

C	Larry Martin
1B	Bill McLain
2B	Mike Novak
3B	Tommy Kaiser
SS	Russ Schroeder
LF	Tom Duschinski
CF	Mark Stevens
or	David Vinson
RF	Mike Maddox
P	Johnny Hatcher
P	Steve Brewer
P	Tom Ball
RP	Dan Chambers

1973 (15-16-1)

C	MIKE BOLLMAN
1B	Rick Schroeder
2B	Tony Black
3B	TOMMY KAISER
SS	Russ Schroeder
LF	Tom Duschinski
CF	Mark Stevens
RF	DAVID VINSON
P	Steve Brewer
P	Johnny Hatcher
P	Elroy Othold
RP	James Ingram

1974 (20-21)

C	Mike Bollman
1B	STEVE REEVES
2B	Billy Hurry
3B	Tommy Kaiser
SS	Irl Kincaid
LF	Mike Maddox
CF	Mark Stevens
RF	David Vinson
DH	Tom Duschinski
P	Rick Mahoney
P	James Ingram
P	Charles Garza
RP	Steve Boron

1975 (18-25)

C	Mike Gardner
or	David Husmann
1B	Steve Reeves
2B	Doug Phillips
3B	Irl Kincaid
SS	Kevin Rupp
LF	Kevin Maddox
CF	Mark Stevens
RF	Mike Higgins
DH	Ken Humphreys
or	Mike Higgins
P	James Ingram
P	Joe Billingsley
P	Danny Lee
RP	Steve Boron

1976 (31-15)

C	Jerry Willeford
or	David Husmann
1B	Rick Schroeder
2B	Doug Phillips
3B	Julio Acosta
SS	Ralph Wheeler
LF	Jay Beard
CF	Thad Altman
RF	Ike Haas
DH	Ken Humphreys
P	CHARLES GARZA
P	Joe Billingsley
P	James Ingram
P	Bill Nelson
RP	Kevin Rupp

1977 (27-17-1)

C	Randy Abendroth
1B	Bobby Hollas
2B	GARY WEISS
3B	Ralph Wheeler
SS	Steve Kovar
LF	Jay Beard
CF	Mark David
RF	Donny Lopez
DH	Ike Haas
P	Billy Blum
P	Jeff Simons
P	Tom Lukish
P	Charles Garza
RP	Lonnie McKinney

1978 (30-21)

C	Jeff Copeland
1B	Bobby Hollas
2B	Gary Weiss
3B	Mike Breslin
SS	Steve Kovar
LF	Donnie Randell
CF	JAY BEARD
RF	Donny Lopez
DH	Terry Byrum
P	Billy Blum
P	Tom Lukish
P	Jeff Simons
RP	Jimmie Cherry

1979 (27-17)

C	Jeff Copeland
1B	Bobby Hollas
2B	Terry Byrum
or	Mark Alexander
3B	Jay Beard
or	Kevin Muno
SS	Kevin Muno
LF	Jay Beard
or	Rob Von Tungeln
CF	Rusty Snyder
RF	Donnie Randell
DH	Alvin Ruben
P	Jimmie Cherry
P	Tom Lukish
P	Mark Krampitz
RP	David Minielly

1980 (17-28-1)

C	Tom Penney
1B	MIKE BRESLIN
2B	Mark Alexander
3B	David Minielly
SS	Bobby Bell
LF	Rob Von Tungeln
CF	Rayner Noble
RF	Terry Byrum
DH	Bob Heine
or	Rayner Noble
or	Kevin Muno
P	Brent Bentley
P	Rayner Noble
P	John Shannon
RP	Ricky Nixon

1981 (32-20-1)

C	Jeff Jacobson
1B	Mike Breslin
or	Dale Oliver
2B	Chuck Shirley
3B	Charlie Rizzo
SS	Brett Baker
LF	Wesley Gregersen
CF	MARK LAVESPERE
RF	Rusty Snyder
DH	MIKE MINTURN
P	Jeff Achilles
P	Doug Drabek
P	Rob Riley
RP	Rayner Noble



HOUSTON BASEBALL

1982 (42-14-2)

C	Jeff Jacobson
1B	Jeff Achilles
2B	Corky Swindell
3B	Charlie Rizzo
SS	Brett Baker
LF	WESLEY GREGERSEN
CF	Mark Lavespere
RF	Mike Breslin
DH	Mike Minturn
P	Doug Drabek
P	Rayner Noble
P	Mark Hall
P	Rob Riley
RP	Kyle Channing

1983 (43-15)

C	Riley Epps
1B	Trey South
2B	Corky Swindell
3B	Charlie Rizzo
SS	Mark Massey
LF	Gary Wright
or	Dan Larson
CF	Steve Seberger
RF	RAYNER NOBLE
DH	RAYNER NOBLE
or	Billy Savarino
P	Doug Drabek
P	RAYNER NOBLE
P	Aty Garcia
P	Greg Brinkman
RP	Mark Dickman

1984 (32-23)

C	Riley Epps
1B	Trey South
2B	Mark Grimes
3B	Mike Basso
SS	Mike Ingle
LF	Benny Mota
CF	David Pierce
RF	John Altobelli
DH	DAN LARSON
P	Greg Brinkman
P	Ed Clark
P	Stuart Stauffacher
RP	Larry Coker

1985 (44-17)

C	Pat Hewes
1B	Damon Baldwin
2B	Mark Grimes
3B	Mike Basso
SS	Mike Ingle
LF	Joe Simms
CF	Guy Garibay
RF	John Altobelli
DH	Benny Mota
P	Mike Walker
P	Stuart Stauffacher
P	David Kmiecik
RP	Ed Clark

1986 (35-23)

C	PAT HEWES
1B	Damon Baldwin
2B	Mitch Gaspard
3B	Mike Basso
SS	Steve Dolezel
LF	John Fertitta
CF	John Fertitta
or	Paul Elliot
RF	Larry Coker
DH	Mike Musolino
P	Steve Cummings
P	Mike Walker
P	Paul Kuzinar
RP	Larry Coker

1987 (40-24-1)

C	Fred Hinojosa
1B	LARRY COKER
2B	Mitch Gaspard
3B	Brian Huddleston
SS	Woody Williams
LF	John Fertitta
CF	Mike Walker
RF	OMAR BREWER
DH	Scott Sowers
P	JODY SUPAK
P	Kyle Atkinson
P	Anthony Young
RP	Mike Pulido

1988 (33-22-3)

C	FRED HINOJOSA
1B	Henry DeLeon
2B	Randy Lee
3B	Ross Goolsby
SS	Woody Williams
LF	David Vasquez
CF	Tony Trent
RF	Mickey House
DH	Mike Rhodes
P	Woody Williams
P	Brett Simpson
P	Eric Rasberry
RP	Bobby Stone

1989 (43-17)

C	FRED HINOJOSA
1B	Bret Bartley
2B	Mark Hooker
3B	Scott Sheldon
SS	Randy Lee
LF	DAVID VASQUEZ
CF	Rusty Smajstrla
RF	Mark Cerny
DH	Keith Darter
P	Eric Rasberry
P	Keith Darter
P	Garth Buresh
P	Ben Weber
RP	Al Benavides

1990 (44-23)

C	Fred Hinojosa
1B	JAMES WAMBACH
2B	Russell Stockton
3B	Ricky Torres
SS	Scott Sheldon
LF	Bret Bartley
CF	Phil Lewis
RF	Derrick Dietrich
DH	KEITH DARTER
P	Vaughn Eshelman
P	Ben Weber
P	Keith Darter
RP	AL BENAVIDES

1991 (37-19)

C	Chris Tremie
1B	James Wambach
2B	Russell Stockton
3B	Joe Betters
SS	Scott Sheldon
LF	RUSTY SMAJSTRLA
CF	Phil Lewis
RF	Brian Blair
DH	Steve Ousley
P	Vaughn Eshelman
P	Ben Weber
P	Steve Velasquez
RP	AL BENAVIDES

1992 (25-28)

C	Chris Tremie
1B	GREYSON LILES
2B	Scott Kohler
3B	Ricky Freeman
SS	R.D. Long
LF	Brian Blair
CF	PHIL LEWIS
RF	Derrick Dietrich
DH	Carlos Perez
P	JEFF HAAS
P	Wade Williams
P	Jeff Wright
RP	Jason Hart

1993 (32-24)

C	Mike Hatch
1B	Kirk Taylor
2B	Scott Kohler
3B	RICKY FREEMAN
SS	Jason McDonald
LF	Brian Blair
CF	PHIL LEWIS
RF	Shane Buteaux
DH	Billy Waid
P	Jeff Wright
P	Matt Beech
P	Wade Williams
RP	Jeremy Tyson
or	Brett Jones

1994 (30-26)

C	Mike Hatch
1B	RICKY FREEMAN
2B	Pat Cauley
or	Alex Trevino
3B	J.J. Matzke
SS	Ryan Elizondo
LF	Carlos Perez
CF	SHANE BUTEAUX
or	Dustin Carr
RF	SHANE BUTEAUX
DH	Tom Maleski
P	Matt Beech
P	Bo Hernandez
P	Brad Towns
RP	SHANE BUTEAUX

1995 (26-29)

C	Brandon Milam
1B	Carlos Perez
2B	Rey Trevino
3B	Tom Maleski
SS	JASON SMIGA
LF	Chris Scott
CF	Dustin Carr
RF	JASON FARROW
DH	JASON FARROW
or	Brant Romero
P	Jon McDonald
P	John Box
P	David Hamilton
P	Brad Towns
RP	JASON FARROW

1996 (29-28)

C	Bruce Rios
1B	Matt Ferrell
2B	Ryan Ware
3B	Joaquin Martinez
SS	Dominic Hernandez
LF	Karl Ryden
CF	Dustin Carr
RF	Mike Medrano
DH	JASON SCHREIBER
P	Danny Crawford
P	Jon McDonald
RP	Mark Manbeck
or	Tommy Marik

1997 (40-23)

C	BRUCE RIOS
1B	Scott Keithley
2B	Ryan Ware
3B	DUSTIN CARR
SS	SHAUN SKREHOT
LF	Brandon Caraway
CF	GOEFREY TOMLINSON
RF	Eric Lee
DH	Jason Schreiber
P	Shane Nance
P	Jon McDonald
P	Scott McLeod
RP	Robert Dieudonne



1998 (34-25)

C	Jarrold Bitter
1B	Jayne Sperring
2B	Sean Allen
3B	Kris Wilken
SS	Shaun Skrehot
LF	BRANDON CARAWAY
CF	Mike Medrano
RF	Eric Lee
DH	BRUCE RIOS
P	SHANE NANCE
P	JON McDONALD
P	Duncan McAdoo
RP	Bryan Moore

1999 (40-24)

C	JARROD BITTER
1B	J.P. WOODWARD
2B	BRANDON CARAWAY
3B	Kris Wilken
SS	Aaron Melebeck
LF	Tyson Schweitzer
CF	Jason Pekar
RF	Eric Lee
DH	Bruce Rios
P	SHANE NANCE
P	KYLE CROWELL
P	Duncan McAdoo
RP	Bryan Moore

2000 (48-18)

C	JARROD BITTER
1B	J.P. Woodward
2B	Sean Allen
3B	KRIS WILKEN
SS	AARON MELEBECK
LF	TYSON SCHWEITZER
CF	Brandon Caraway
RF	ERIC LEE
DH	Shane Nance
P	KYLE CROWELL
P	DUNCAN McADOO
P	Shane Nance
RP	Greg Runser

2001 (29-30)

C	CHRIS SNYDER
1B	Thanos Papavasiliou
2B	Sean Allen
3B	Hyung Cho
SS	Keith Ahrens
LF	Gabe Lucas
CF	MICHAEL BOURN
RF	Sam Mitchell
DH	Josh Snook
P	BRAD SULLIVAN
P	Gene Flores
P	AUSTIN FAUGHT
RP	Nathan Mitchell

2002 (48-17)

C	CHRIS SNYDER
1B	BRETT COOLEY
2B	Stuart Musslewhite
3B	Hyung Cho
SS	JESSE CRAIN
LF	Gabe Lucas
CF	MICHAEL BOURN
RF	Anthony Scalise
DH	Keith Whatley
P	BRAD SULLIVAN
P	Gene Flores
P	Keith Whatley
P	Danny Zell
RP	JESSE CRAIN

2003 (37-30)

C	Brett Logan
1B	Thanos Papavasiliou
2B	Cole Bruce
3B	HYUNG CHO
SS	Stuart Musslewhite
LF	Gabe Lucas
CF	Michael Bourn
RF	Matt Farrington
DH	Travis Tully
P	BRAD SULLIVAN
P	Danny Zell
P	Garrett Mock
RP	RYAN WAGNER

2004 (30-29)

C	Brett Logan
or	Rob Johnson
1B	Thanos Papavasiliou
2B	Cole Bruce
3B	Nick Bott
SS	Stuart Musslewhite
LF	TRAVIS TULLY
CF	Jake Stewart
RF	Rob Johnson
or	Matt Farrington
DH	Brett Cooley
or	Kevin Roberts
P	Matt Varner
P	Garrett Mock
P	Brad Lincoln
RP	Brandon Roznovsky

2005 (29-30)

C	Brett Logan
1B	Brad Lincoln
or	Matt Farrington
2B	Kevin Roberts
or	Bryan Pounds
3B	Bryan Pounds
or	Stephen Whalen
SS	Dustin Kingsbury
LF	TRAVIS TULLY
CF	Jake Stewart
RF	Mark McGonigle
or	Chris Joseph
DH	Brad Lincoln

or	KEVIN ROBERTS
or	Brian Temko
P	MATT FARRINGTON
P	Kevin Roberts
P	Brad Lincoln
RP	Justin Vaclavik

2006 (39-22)

C	Luis Flores
or	Brett Logan
1B	Josh Stirneman
2B	ISA GARCIA
3B	Dustin Kingsbury
SS	Travis Cougot
LF	Jake Stewart
CF	Bryan Tully
RF	MATT WESTON
DH	BRAD LINCOLN
P	BRAD LINCOLN
P	Ricky Hargrove
P	Luis Flores
RP	Clayton Boone

2007 (28-28)

C	LUIS FLORES
1B	Josh Stirneman
2B	Ryan Lormand
3B	Dustin Kingsbury
SS	Bryan Pounds
LF	JIMMY CESARIO
CF	Zak Presley
RF	Bryan Tully
DH	Felix Fanaselle
P	Aaron Brown
P	WES MUSICK
P	John Touchton
RP	Chris Wright
or	Bryan Tully

2008 (42-24)

C	Chris Wallace
or	Austin Goolsby
1B	Jimmy Cesario
or	Bryan Pounds
2B	Ryan Lormand
3B	BRYAN POUNDS
SS	Blake Kelso
LF	JAKE STEWART
CF	Zak Presley
RF	Bryan Tully
DH	Felix Fanaselle
or	Caleb Ramsey
P	WES MUSICK
P	John Touchton
P	Donnie Joseph
or	Jared Ray
RP	Chase Dempsay

2009 (27-31)

C	CHRIS WALLACE
or	John Cannon
1B	David Murphy
or	Ty Stuckey

or	Chase Dempsay
or	Chris Wallace
2B	Taylor White
or	David Murphy
3B	Jake Runte
or	David Murphy
or	Codey Morehouse
or	Tom Wertz
SS	BLAKE KELSO
LF	Caleb Ramsey
CF	Zak Presley
RF	William Kankel
or	Chase Dempsay
or	Tom Wertz
DH	Chase Dempsay
or	Matt Murphy
or	William Kankel
P	Wes Musick
P	MICHAEL GOODNIGHT
P	Mo Wiley
or	JARED RAY
RP	DONNIE JOSEPH

2010 (25-32)

C	Chris Wallace
1B	Matt Creel
2B	Ryan Still
3B	Austin Gracey
SS	Blake Kelso
LF	Caleb Ramsey
CF	Joel Anslay
RF	Zak Presley
DH	M.P. COKINOS
P	Michael Goodnight
P	William Kankel
P	Eric Brooks
RP	Mo Wiley
or	Taylor Hammack

2011 (27-32)

C	John Cannon
1B	M. P. Cokinos
2B	Ryan Still
3B	Codey Morehouse
or	Austin Gracey
SS	Chase Jensen
LF	Joel Anslay
CF	LONDON APPLING
RF	CALEB RAMSEY
DH	Matt Creel
P	Jordan Lewis
P	Mo Wiley
P	Chase Wellbrock
P	Jared Ray

2012 (18-35-1)

C	John Cannon
1B	Casey Grayson, Jacob Lueneburg
2B	Chase Jensen, Landon Appling
3B	Codey Morehouse, Taylor White,
	Jake Runte
SS	Chase Jensen, Jake Runte
LF	Michael Pyeatt, Price Jacobs



HOUSTON BASEBALL

CF Landon Appling, Price Jacobs
RF Jacob Lueneburg, Price Jacobs
DH Jonathan Davis
P Austin Pruitt
P Jordan Lewis
P Jared Ray
P Mo Wiley

2013 (36-22)

C Caleb Barker
1B JUSTIN MONTEMAYOR
2B Josh Vidales
3B Jonathan Davis
SS FRANKIE RATCLIFF
LF Michael Pyeatt
CF Landon Appling
RF KYLE SURVANCE
DH Jacob Campbell
P Daniel Poncedeleon
P AUSTIN PRUITT
P Jake Lemoine
P Aaron Garza
RP Chase Wellbrock, Matt Hernandez

HOUSTON BASEBALL



VS. NATIONALLY RANKED OPPONENTS

Note: Below is a listing of the University of Houston Baseball program's games against nationally-ranked opponents, according to the best UH records. To make corrections, please call the UH Athletic Communications Office.

2013 (2-2)

March 1	!#30 Texas A&M	W	7-6
April 19	#22 RICE	W	8-7
April 20	#22 RICE	L	0-4
April 21	#22 RICE	L	1-11 (7)

! - Houston College Classic (Minute Maid Park, Houston)

2012 (2-14-1)

Feb. 28	#5 RICE	L	1-4
March 3	!#4 Arkansas	W	4-1
March 4	!#24 Texas Tech	L	4-10
March 9	at #14 Ole Miss	L	0-8
March 10	at #14 Ole Miss	L	0-9
March 11	at #14 Ole Miss	L	3-11
March 27	#27 BAYLOR	L	5-14
March 30	#16 UCF	L	3-8
March 31	#16 UCF	L	1-9
April 1	#16 UCF	L	1-3
April 5	at #27 East Carolina	L	3-10
April 6	at #27 East Carolina	L	1-16
April 7	at #27 East Carolina	T	4-4
May 4	at #6 Rice	W	11-6
May 5	at #6 Rice	L	3-4
May 6	at #6 Rice	L	2-8
May 23	#4 Rice	L	5-7

! - Houston College Classic (Minute Maid Park, Houston)

2011 (7-9)

March 6	! vs. #9 Texas A&M	L	4-11
March 23	at #18 Rice	L	2-7
March 25	at #11 TCU	W	7-6
March 26	at #11 TCU	L	10-16
March 27	at #11 TCU	L	1-9
March 29	at #25 Rice	L	0-7
April 1	at #27 Tulane	W	2-0
April 2	at #27 Tulane	W	5-2
April 3	at #27 Tulane	W	9-0
April 5	at #5 Texas A&M	W	3-2
May 6	#21 Rice	L	2-8
May 7	#21 Rice	L	6-12
May 8	#21 Rice	L	2-5
May 13	#12 Southern Miss	L	5-6
May 14	#12 Southern Miss	W	6-5
May 15	#12 Southern Miss	W	6-1

! - Houston College Classic (Minute Maid Park, Houston)

2010 (1-7)

March 2	at #9 Rice	L	2-8
March 6	! vs. #3 Texas	W	1-0
March 19	at #1 Arizona State	L	1-10
March 20	at #1 Arizona State	L	0-6
March 21	at #1 Arizona State	L	5-6
April 9	vs. #12 TCU	L	1-15
April 10	vs. #12 TCU	L	1-6
April 11	vs. #12 TCU	L	2-12

! - Houston College Classic (Minute Maid Park, Houston)

2009 (5-12)

Feb. 25	at #9 Rice	L	2-9
Feb. 27	! vs. #6 Baylor	L	2-3
Feb. 28	! vs. #5 UConn	L	7-13
March 1	! vs. #1 Texas A&M	L	3-5
March 6	vs. #17 Cal Poly	L	5-13
March 7	vs. #17 Cal Poly	L	9-13

March 8	vs. #17 Cal Poly	W	3-2
March 17	at #29 Lamar	W	4-2
March 18	#10 Rice	L	1-8
April 7	at #15 Texas A&M	W	9-2
May 1	#2 Rice	W	7-4
May 2	#2 Rice	L	5-7
May 3	#2 Rice	L	5-6
May 8	#22 East Carolina	W	5-4
May 9	#22 East Carolina	L	2-12
May 10	#22 East Carolina	L	6-13
May 22	\$ vs. #9 Rice	L	2-7

! - Houston College Classic (Minute Maid Park, Houston);
\$ - C-USA Tournament, (Reckling Park, Houston)

2008 (9-9)

Feb. 27	at #6 Rice	L	11-12
March 2	vs. #3 Texas	L	7-8 (10)
March 21	at #23 East Carolina	W	14-2
March 22	at #23 East Carolina	L	4-15
March 23	at #23 East Carolina	W	8-5
March 26	#12 Rice	W	8-5
April 4	#25 UCF	W	5-3
April 5	#25 UCF	W	10-1
April 6	#25 UCF	W	14-7
April 8	#8 Texas A&M	L	6-13
May 9	at #5 Rice	L	6-13
May 10	at #5 Rice	L	1-8
May 11	at #5 Rice	L	6-12
May 21	vs. #28 East Carolina	W	5-4 (10)
May 23	vs. #28 East Carolina	W	2-1
May 31	at #9 Texas A&M	L	4-22
June 1	at #9 Texas A&M	W	4-3
June 2	at #9 Texas A&M	L	5-13

2007 (5-7)

Feb. 9	! vs. #20 Baylor	W	4-2
Feb. 11	! vs. #6 Arizona State	L	1-11
March 16	at #22 San Diego	L	1-8
March 17	at #22 San Diego	L	4-5
March 18	at #22 San Diego	L	3-8
April 13	#5 Rice	W	5-2
April 14	#5 Rice	L	0-12 (8)
April 15	#5 Rice	L	6-11
April 17	at #11 Texas A&M	L	3-8
April 21	at #23 Tulane	W	7-0
April 22	at #23 Tulane	W	2-1
April 23	at #23 Tulane	W	6-4

! - Houston College Classic (Minute Maid Park, Houston)

2006 (8-14)

Feb. 10	! vs. #7 Texas	L	1-3
Feb. 11	! vs. #21 TCU	L	4-6
Feb. 17	at #23 Arizona State	L	3-4
Feb. 18	at #23 Arizona State	L	1-11
Feb. 19	at #23 Arizona State	L	6-8
March 3	at #8 LSU	W	5-3
March 4	at #8 LSU	L	0-7
March 5	at #8 LSU	L	3-5
March 14	#18 Baylor	W	5-3
April 7	#18 Tulane	W	8-4
April 8	#18 Tulane	L	4-8
April 9	#18 Tulane	W	6-2
April 14	at #22 Southern Miss	W	24-7
April 15	at #22 Southern Miss	W	13-5
April 16	at #22 Southern Miss	L	6-14
May 12	at #1 Rice	W	3-0
May 13	at #1 Rice	L	4-7
May 14	at #1 Rice	L	3-13 (7)
May 27	\$ vs. #11 Tulane	W	6-1

May 8	\$ at #1 Rice	L	5-11
June 2	% vs. #30 Wichita St.	L	1-2
June 3	% at #13 Oklahoma	L	6-8

! - Houston College Classic (Minute Maid Park, Houston);
\$ - C-USA Tournament, (Reckling Park, Houston);
% - NCAA Norman Regional (Norman, Okla.)

2005 (10-19)

Feb. 11	! vs. #10 Baylor	L	6-8
Feb. 12	! vs. #23 Oklahoma St.	L	2-3
Feb. 13	! vs. #9 Texas A&M	W	6-1
Feb. 15	#10 Rice	L	6-7
Feb. 22	at #7 Rice	L	3-4
Feb. 25	#2 LSU	W	2-1
Feb. 27	#2 LSU	L	5-11
Feb. 27	#2 LSU	L	1-8
March 11	at #35 Long Beach St.	W	2-1
March 12	at #35 Long Beach St.	L	1-5
March 13	at #35 Long Beach St.	L	4-5
March 22	#14 Texas A&M	L	2-9
March 25	#31 UAB	W	9-6
March 26	#31 UAB	L	4-7 (10)
March 27	#31 UAB	W	8-1
March 29	#13 Rice	L	2-6
April 5	at #15 Baylor	W	9-3
April 15	at #1 Tulane	W	6-4
April 16	at #1 Tulane	L	4-5
April 17	at #1 Tulane	L	2-7
April 26	at #14 Rice	L	9-10
April 29	at #28 TCU	L	2-7
April 30	at #28 TCU	L	6-9
May 1	at #28 TCU	W	6-1
May 17	#11 Rice	W	3-2
May 19	#30 Southern Miss	L	5-10
May 20	#30 Southern Miss	W	11-7
May 21	#30 Southern Miss	L	7-11
May 28	\$ vs. #1 Tulane	L	1-10

! - Minute Maid Park College Classic (Houston);
\$ - C-USA Tournament (Hattiesburg, Miss.)

2004 (9-18)

Feb. 15	! vs. #4 Texas	L	5-6
Feb. 17	at #1 Rice	L	4-8
Feb. 20	#14 Cal State Fullerton	W	3-2
Feb. 21	#14 Cal State Fullerton	L	0-11
Feb. 22	#14 Cal State Fullerton	L	4-9
Feb. 27	#8 Long Beach State	L	1-6
Feb. 28	#8 Long Beach State	L	1-4
Feb. 29	#8 Long Beach State	W	4-2
March 2	#25 Baylor	W	10-4
March 5	at #1 LSU	L	3-9
March 6	at #1 LSU	W	10-5
March 7	at #1 LSU	L	2-8
March 9	#12 Texas A&M	L	7-8
March 16	#3 Rice	W	3-2
March 19	at #18 Southern Miss	L	3-8
March 20	at #18 Southern Miss	W	10-6
March 21	at #18 Southern Miss	L	3-4
March 30	at #4 Rice	L	3-8
April 7	#4 Rice	L	3-4
April 13	at #13 Texas A&M	L	1-8
April 30	at #7 East Carolina	L	10-11
May 1	at #7 East Carolina	L	3-5
May 2	at #7 East Carolina	L	5-9
May 20	#11 Tulane	W	3-2
May 21	#11 Tulane	W	3-2
May 22	#11 Tulane	L	4-5
May 25	\$ #4 East Carolina	W	6-5

! - (Minute Maid Park College Classic);
\$ - C-USA Tournament, (Cougar Field, Houston)

2003 (11-15)

Feb. 8	! at #43 Pepperdine	W	2-0
Feb. 9	! vs. #47 Washington	L	1-4
Feb. 14	\$ vs. #10 Baylor	L	4-14
Feb. 18	#2 Rice	L	0-3
Feb. 22	at #12 LSU	W	7-2
Feb. 23	at #12 LSU	L	2-5
March 4	at #1 Rice	L	3-4
March 11	at #8 Baylor	L	4-15
March 19	#1 Rice	L	6-7 (11)
April 1	at #1 Rice	L	0-11
April 4	#31 UAB	W	4-3
April 5	#31 UAB	W	2-1
April 6	#31 UAB	W	3-2
April 16	#1 Rice	W	5-1
April 30	at #20 Baylor	L	4-5 (10)
May 13	at #9 Texas A&M	W	8-6
May 15	#17 Southern Miss	L	11-19
May 16	#17 Southern Miss	W	6-5
May 17	#17 Southern Miss	L	3-15
May 22	% #15 Southern Miss	L	2-7
May 30	^ vs. #23 Alabama	L	3-9
May 31	^ vs. #23 Alabama	W	16-8
June 1	^ at #10 Texas A&M	W	7-6
June 1	^ at #10 Texas A&M	W	7-6 (10)
June 7	& at #1 Rice	W	5-2
June 8	& at #1 Rice	L	2-10
June 9	& at #1 Rice	L	2-5

! - Battle at the Beach (Malibu, Calif.);
\$ - Minute Maid Park College Classic (Houston);
% - C-USA Tournament (New Orleans, La.);
^ - NCAA College Station Regional (College Station, Texas);
& - NCAA Houston Super Regional (Reckling Park)

2002 (25-8)

Feb. 8	! vs. #16 Baylor	W	3-2
Feb. 9	! vs. #9 Texas	L	6-7
Feb. 10	! vs. #30 Texas A&M	W	2-1
Feb. 12	at #9 Rice	L	0-4
Feb. 15	vs. #25 Texas Tech	W	3-0
Feb. 20	#17 Baylor	W	10-4
Feb. 22	#3 LSU	W	11-3
Feb. 23	#3 LSU	L	4-8
Feb. 24	#3 LSU	W	12-11
March 1	% at #8 Cal State Fullerton	W	7-3
March 2	% vs. #17 USC	W	9-4
March 3	% vs. #6 Miami	W	8-6
March 8	at #27 UL Lafayette	W	5-2
March 9	at #27 UL Lafayette	W	7-3
March 10	at #27 UL Lafayette	W	9-8
March 19	at #4 Rice	L	3-7
March 20	#4 Rice	L	1-3 (11)
March 22	#35 Tulane	W	8-0
March 23	#35 Tulane	W	11-1
March 24	#35 Tulane	W	11-3
March 29	at #34 Southern Miss	W	3-2 (10)
March 30	at #34 Southern Miss	L	4-8
March 31	at #34 Southern Miss	W	7-6 (13)
April 2	#3 Rice	W	1-0
April 9	#18 Texas A&M	W	10-2
May 14	at #14 Baylor	W	5-4
May 23	& vs. #32 Southern Miss	W	7-1
May 31	~ vs. #34 New Mexico St.	W	9-0
June 1	~ at #15 Arizona State	W	8-4
June 2	~ at #15 Arizona State	W	8-3
June 7	* at #3 Texas	W	2-0
June 8	* at #3 Texas	L	2-17
June 9	* at #3 Texas	L	2-5

! - Minute Maid Park College Classic (Houston);
\$ - Lone Star Classic (Round Rock, Texas);
% - Kia Baseball Bash (Fullerton, Calif.);
& - C-USA Tournament (Kinston, N.C.);
~ - C-USA Tournament (Kinston, N.C.);
* - C-USA Tournament (Kinston, N.C.)



HOUSTON BASEBALL

~ - NCAA Mesa Regional (Mesa, Ariz.);
* - NCAA Austin Super Regional (Austin, Texas)

2001 (2-14)

Feb. 13	#1 Rice	L	2-5
Feb. 17	at #3 LSU	L	4-9
Feb. 17	at #3 LSU	L	1-4
Feb. 18	at #3 LSU	L	6-14
Feb. 21	at #1 Rice	W	14-5
March 3	#5 USC	L	3-6
March 3	#5 USC	L	3-7
March 4	#5 USC	L	3-4
March 6	at #14 Baylor	L	4-16
March 9	#25 Cal State Fullerton	L	2-5
March 10	#25 Cal State Fullerton	L	2-8
March 11	#25 Cal State Fullerton	L	2-9
March 21	at #1 Rice	W	4-3
April 4	#9 Baylor	L	6-10
April 18	#4 Rice	L	3-5
May 9	at #9 Rice	L	2-3

2000 (9-3)

Feb. 4	at #12 Texas	L	1-2 (11)
Feb. 5	at #12 Texas	W	8-2
Feb. 6	at #12 Texas	L	1-7
Feb. 8	at #22 Rice	W	6-2
Feb. 25	at #3 LSU	W	10-2
Feb. 26	at #3 LSU	W	11-7
Feb. 27	at #3 LSU	W	10-2
Feb. 29	#4 Texas	L	7-8
March 10	at #5 USC	W	3-2
March 11	at #5 USC	W	14-7
March 12	at #5 USC	W	8-4
March 28	at #15 Baylor	W	4-3

1999 (6-13)

Feb. 9	#2 Rice	L	9-12
Feb. 12	#10 Alabama	L	1-5
Feb. 13	#10 Alabama	W	9-5
Feb. 14	#10 Alabama	W	6-2
Feb. 16	at #4 Texas	W	12-9 (12)
Feb. 18	at #12 Rice	L	3-16
March 2	#21 Baylor	L	2-3
March 5	at #15 Cal State Fullerton	L	2-7
March 6	at #15 Cal State Fullerton	L	7-8
March 7	at #15 Cal State Fullerton	L	3-9
March 9	#3 Texas A&M	L	7-8
March 16	#7 Rice	L	2-6
March 24	at #9 Texas	L	1-5
March 30	at #12 Baylor	L	4-13
April 6	#11 Texas	W	12-6
April 13	at #3 Rice	L	4-9
April 20	at #3 Texas A&M	W	15-5
April 28	#1 Rice	W	8-3
May 23	! vs. #21 Tulane	L	9-12

! - C-USA Tournament (Millington, Tenn.)

1998 (3-8)

Feb. 13	at #4 Alabama	L	5-15
Feb. 14	at #4 Alabama	L	2-4
Feb. 15	at #4 Alabama	L	4-8
March 6	#20 Michigan	W	10-5
March 7	#20 Michigan	W	10-9
March 8	#20 Michigan	W	12-10
March 24	#14 Texas A&M	L	3-6 (8)
March 24	#14 Texas A&M	L	4-7
April 15	#13 Rice	L	3-12
April 28	#16 Baylor	L	2-7
May 22	! vs. #18 South Alabama	L	6-12

! - NCAA South I Regional (Baton Rouge, La.)

1997 (6-4)

Feb. 8	at #4 Rice	W	16-1
Feb. 9	#4 Rice	L	8-11
March 1	#7 Wichita State	W	10-6
March 1	#7 Wichita State	W	4-3
March 19	#23 Texas A&M	W	6-4
March 21	at #14 USF	W	6-5
March 22	at #14 USF	L	5-9
March 23	at #14 USF	W	11-6
April 8	#22 Rice	L	5-6
April 21	#14 Rice	L	5-8

1996 (2-4)

March 8	#21 UCF	W	9-5
March 9	#21 UCF	W	8-3
March 10	#21 UCF	L	1-5
April 6	#20 Texas	L	1-6
April 6	#20 Texas	L	5-10
April 7	#20 Texas	L	3-11

1994 (6-8)

Feb. 26	#7 LSU	L	5-8
Feb. 27	#7 LSU	L	2-7
March 5	#25 McNeese State	L	7-18
March 9	#14 Oklahoma	W	8-3
March 18	#10 Rice	W	9-8 (10)
March 19	#10 Rice	W	8-7
March 19	#10 Rice	L	6-26
March 25	#5 Texas	L	7-13
March 26	#5 Texas	W	7-2
March 27	#5 Texas	L	8-17
March 29	#21 Lamar	W	9-5
April 1	at #24 Texas A&M	L	9-15
April 2	at #24 Texas A&M	L	1-2 (8)
April 2	at #24 Texas A&M	W	8-3

1993 (4-6)

Feb. 13	#16 Tulane	W	9-7
Feb. 14	#16 Tulane	W	5-3
March 13	at #13 Rice	L	4-17
March 14	at #13 Rice	L	1-2
March 14	at #13 Rice	L	1-4
March 20	at #1 Texas	W	4-1
March 20	at #1 Texas	L	7-8
March 21	at #1 Texas	L	5-8
April 2	#12 Texas Tech	L	2-13
April 3	#12 Texas Tech	W	3-1
April 3	#12 Texas Tech	L	3-4 (6)

1992 (2-1)

March 13	#4 Texas	W	5-2
March 14	#4 Texas	L	1-6
March 14	#4 Texas	W	11-4

1990 (7-7)

March 23	#7 Arkansas	L	1-6
March 24	#7 Arkansas	L	4-6
March 24	#7 Arkansas	W	6-0
April 10	at #16 Oklahoma State	L	0-15
April 10	at #10 Oklahoma State	W	10-4
April 20	#4 Texas	W	7-5
April 20	#4 Texas	L	3-5
April 21	#4 Texas	L	5-15
April 27	at #11 Texas A&M	W	1-0
April 28	at #11 Texas A&M	W	4-3
April 28	at #11 Texas A&M	W	4-2
May 19	! vs. #4 Arkansas	W	7-1
May 25	! vs. #7 USC	L	11-26

May 26 \$ at #6 LSU L 4-6

! - SWC Tournament (Austin, Texas)
! - NCAA South I Regional (Baton Rouge, La.)

1989 (1-2)

April 28	#2 Texas A&M	L	10-11
April 28	#2 Texas A&M	W	11-3
April 28	#2 Texas A&M	L	6-12

1987 (4-12)

March 14	at #19 Wichita State	L	4-7
March 14	at #19 Wichita State	W	12-11
March 15	at #19 Wichita State	W	2-1
March 27	at #17 Arkansas	W	4-3
March 27	at #17 Arkansas	L	3-10
March 28	at #17 Arkansas	L	6-12
April 24	at #1 Texas	L	2-15
April 25	at #1 Texas	L	2-4
April 25	at #1 Texas	L	4-7
May 1	#12 Texas A&M	L	3-12
May 2	#12 Texas A&M	W	4-3
May 2	#12 Texas A&M	L	4-10
May 15	! at #1 Texas	L	3-4
May 17	! vs. #4 Arkansas	L	9-14
May 23	\$ at #1 Texas	L	3-15
May 24	\$ at #1 Texas	L	4-13

! - SWC Tournament (Austin, Texas)
\$ - NCAA Central Regional (Austin, Texas)

1986 (2-5)

Feb. 23	! vs. #NA Tulane	L	2-3
March 9	#NA Wichita State	L	3-14
March 10	#NA Wichita State	W	6-3
March 13	#6 Oklahoma State	W	4-0
March 14	#6 Oklahoma State	L	9-19
March 15	#23 Oklahoma	L	7-15
March 16	#23 Oklahoma	L	3-9

! - Louisiana Classics (Lafayette, La.)

1985 (6-12)

March 14	! vs. #4 Oklahoma	L	0-7
March 22	#19 Texas A&M	L	7-9
March 23	#19 Texas A&M	W	12-8
March 23	#19 Texas A&M	W	8-2
April 5	at #5 Arkansas	L	12-16
April 6	at #5 Arkansas	L	4-5
April 6	at #5 Arkansas	W	10-9
April 19	at #19 Baylor	L	6-22
April 20	at #19 Baylor	W	10-5
April 20	at #19 Baylor	L	2-3
May 4	at #4 Texas	L	0-8
May 4	at #4 Texas	L	4-15
May 5	at #4 Texas	L	9-11
May 17	\$ at #1 Texas	L	0-5
May 18	\$ vs. #10 Baylor	W	5-4
May 19	\$ at #1 Texas	L	6-14
May 23	^ vs. #21 LSU	W	11-4
May 24	^ at #1 Texas	L	2-9

! - Texas-Pan American Tournament (Edinburg, Texas);
\$ - SWC Tournament (Austin, Texas);
^ - NCAA Central Regional (Austin, Texas)

1984 (1-5)

March 24	#3 Texas	L	3-4
March 24	#3 Texas	L	0-19
March 25	#3 Texas	L	10-12
March 17	at #5 Rice	W	2-1
March 18	at #5 Rice	L	1-6
March 18	at #5 Rice	L	4-6

1983 (5-1)

March 25	#17 Texas A&M	W	9-2
March 26	#17 Texas A&M	W	4-3
March 26	#17 Texas A&M	W	17-2
April 29	at #1 Texas	W	4-3
April 30	at #1 Texas	W	4-3
April 30	at #1 Texas	L	2-12

1982 (0-2)

May 28	! vs. #3 Cal State Fullerton	L	3-7
May 30	! at #1 Arizona State	L	5-9

! - NCAA West II Regional (Tempe, Ariz.)

RECORDS vs. THE RANKED

Rank	Record	Pct.	Stk
vs. #1	11-31	.261	L7
vs. #2	3-8	.272	L2
vs. #3	10-13	.434	W1
vs. #4	8-21	.276	L1
vs. #5	8-16	.333	L1
vs. #6	2-8	.285	L2
vs. #7	3-10	.231	L6
vs. #8	3-6	.333	L3
vs. #9	3-11	.214	L5
vs. #10	7-6	.538	L3
vs. #11	9-4	.692	L2
vs. #12	7-14	.333	W2
vs. #13	0-7	.000	L7
vs. #14	5-12	.294	L6
vs. #15	5-4	.555	W2
vs. #16	3-5	.375	L4
vs. #17	8-7	.533	W1
vs. #18	5-5	.500	L1
vs. #19	5-4	.556	W2
vs. #20	4-4	.500	L1
vs. #21	4-8	.333	L8
vs. #22	4-7	.364	L2
vs. #23	7-8	.467	W1
vs. #24	1-2	.333	W1
vs. #25	5-5	.500	W1
vs. #26	0-0	.000	---
vs. #27	6-2-1	.722	T1
vs. #28	3-2	.600	W3
vs. #29	1-0	1.000	W1
vs. #30	3-3	.500	W1
vs. #31	5-1	.833	W1
vs. #32	1-0	1.000	W1
vs. #33	0-0	.000	---
vs. #34	3-1	.750	W2
vs. #35	4-2	.667	L2
vs. #36-42	0-0	.000	---
vs. #43	1-0	1.000	W1
vs. #44-46	0-0	.000	---
vs. #47	0-1	.000	L1
vs. #48-50	0-0	.000	---
vs. Unknown	1-2	.333	W1
Totals	153-233-1	.396	L2

HOUSTON BASEBALL



YEAR-BY-YEAR HITTING STATISTICS

YEAR	G	AVG.	R	H	2B	3B	HR	RBI	BB	SO	SB	TB	SLG%	Runs/G	Hits/G
2013	58	.274	316	517	75	25	14	280	233	388	82-102	684	.363	5.45	8.91
2012	54	.271	226	500	72	9	11	212	186	386	55-72	623	.338	4.19	9.26
2011	59	.284	323	581	104	24	19	288	201	398	63-89	790	.386	5.47	9.85
2010	57	.296	353	594	77	23	44	321	230	346	89-115	849	.423	6.19	10.42
2009	58	.282	309	560	101	17	25	275	227	360	69-104	770	.388	5.32	9.65
2008	66	.301	464	688	144	18	51	421	282	434	142-179	1,021	.446	7.03	10.42
2007	56	.285	341	543	93	11	39	309	239	374	61-75	775	.407	6.09	9.70
2006	61	.293	367	625	114	16	71	323	204	374	86-110	984	.462	6.02	10.25
2005	59	.289	314	579	118	14	36	287	225	401	62-87	833	.415	5.32	9.81
2004	59	.305	354	635	110	13	46	313	197	399	77-107	909	.437	6.00	11.76
2003	67	.276	345	628	113	13	40	314	196	407	90-121	887	.390	5.15	9.37
2002	65	.310	418	693	99	8	58	364	246	348	94-146	982	.439	6.43	10.66
2001	59	.276	331	554	78	3	33	294	260	372	107-134	737	.367	5.61	9.39
2000	66	.304	484	703	157	16	75	445	303	401	82-118	1,117	.484	7.33	10.65
1999	64	.311	484	724	140	15	77	432	278	407	114-141	1,125	.484	7.56	11.31
1998	59	.304	401	598	126	17	54	362	251	363	88-120	920	.468	6.80	10.14
1997	63	.327	508	759	147	18	67	457	248	378	152-186	1,143	.492	8.06	12.04
1996	57	.299	384	586	113	19	41	332	270	342	84-121	860	.439	6.74	10.28
1995	55	.268	298	457	81	17	25	256	239	322	63-94	647	.379	5.42	8.31
1994	56	.275	298	477	81	16	37	258	174	293	81-117	701	.405	5.32	8.52
1993	55	.311	401	550	87	22	44	340	274	254	125-157	815	.461	7.29	11.00
1992	53	.270	249	473	94	22	13	212	194	235	71-96	650	.372	4.70	8.60
1991	56	.299	316	506	89	17	39	285	225	238	44-76	746	.440	5.64	9.04
1990	67	.300	419	629	104	27	37	361	293	279	74-111	898	.480	6.25	9.39
1989	60	.310	366	568	106	18	57	400	223	275	81-113	881	.480	6.10	9.47
1988	58	.314	446	575	106	17	68	400	315	298	50-72	919	.501	7.69	9.91
1987	65	.303	469	599	100	17	67	419	341	381	89-	934	.473	7.22	9.22
1986	58	.295	390	521	102	12	83	242	267	298	55-74	896	.507	6.72	8.98
1985	61	.308	480	566	114	20	76	440	341	242	49-63	947	.515	7.87	9.28
1984	55	.296	328	465	86	8	30	267	278	225	41-55	660	.405	5.96	8.45
1983	58	.285	324	478	92	11	31	286	258	265	69-93	685	.408	5.59	8.24
1982	58	.274	364	459	80	7	50	315	296	197	71-94	703	.420	6.28	7.91
1981	53	.298	300	452	91	12	45	273	215	182	65-81	702	.462	5.66	8.53
1980	46	.279	246	382	59	10	44	214	182	168	16-25	593	.433	5.35	8.30
1979	44	.275	241	349	71	11	33	209	192	153	13-	541	.426	5.48	7.93
1978	51	.277	291	432	67	12	45	262	257	171	42-	657	.421	5.71	8.47
1977	45	.314	249	424	59	12	30	230	196	142	37-	595	.440	5.53	9.42
1976	46	.258	206	331	56	6	12	174	201	147	89-	435	.339	4.48	7.20
1975	43	.268	196	352	50	4	24	186	197	156	31-	480	.366	4.56	8.19
1974	41	.296	239	355	56	9	22	216	223	133	50-	495	.413	5.83	8.66
1973	32	.276	165	260	36	4	16	135	174	155	37-	352	.374	5.16	8.13
1972	49	.254	161	322	35	11	18	134	165	183	49-	433	.341	3.29	6.57
1971	39	.253	155	253	27	11	16	125	147	145	61-	327	.328	3.97	6.49
1970	36	.226	156	257	43	13	14	137	125	155	39-	387	.345	4.33	7.14
1969	38	.235	153	267	35	11	8	132	145	216	105-	350	.307	4.03	7.03
1968	32	.253	141	250	36	8	20	128	123	168	36-	341	.345	4.41	7.81
1967	32	.278	158	295	34	14	23	130	136	195	71-	426	.401	4.94	9.22
1966	30	.267	173	264	35	13	19	133	157	145	71-	382	.386	5.77	8.80
1965	26	.274	147	245	30	18	7	118	100	103	30-	331	.370	5.65	9.42
1964	29	.223	136	211	19	2	7	97	127	154	81-	277	.293	4.69	7.28
1963	19	.227	63	146	7	6	5	47	74	104	46-	177	.275	3.32	7.68
1962	22	.225	87	143	14	7	3	68	86	87	50-	178	.281	3.95	6.50
1961	15	.220	57	107	9	5	1	39	63	84	27-	116	.238	3.80	7.13
1960	20	.239	67	129	19	4	7	57	87	115	13-	165	.284	3.35	6.45
1959	21	.234	95	161	28	3	12	81	73	140		231	.336	4.52	7.67
1958	24	.210	80	141	16	4	8	73	114	114	11-	185	.276	3.33	5.88
1957	18	.238	82	141	23	0	8	61	77	107	18-	188	.322	4.56	7.83
1956	24	.230	124	187	23	4	9	104	129	144	34-	245	.301	5.17	7.79
1955	19	.237	77	146	17	3	6	55	92	114	25-	187	.304	4.05	7.68
1954	23	.279	139	215	---	---	---	---	---	---	---	---	---	6.04	9.35
1953	26	Unknown													
1952	17	Unknown													
1951	24	Unknown													
1950	16	.262	104	136	23	10	1	75	73	---	---	150	.289	6.50	8.50
1949	16	.238	88	124	---	---	---	---	75	---	---	---	---	5.50	7.75



HOUSTON BASEBALL

YEAR-BY-YEAR PITCHING STATISTICS

YEAR	G	ERA	W-L	SV	ShO	IP	H	R	ER	BB	SO	BB/G	K/G
2013	58	3.74	36-22	15	4	505.0	527	260	210	161	385	2.78	6.64
2012	54	5.32	18-35	6	0	476.2	576	355	282	219	347	4.06	6.43
2011	59	4.56	27-32	10	5	522.2	585	335	265	223	313	3.78	5.31
2010	57	6.54	25-32	12	2	501.0	592	420	364	334	412	5.85	7.22
2009	58	5.48	27-31	17	2	512.0	600	370	312	237	453	4.08	7.81
2008	66	5.31	42-24	22	1	586.0	639	406	346	292	482	4.48	7.40
2007	56	5.33	28-28	13	4	493.0	565	330	292	215	312	3.92	5.75
2006	61	3.58	39-22	10	4	541.0	508	251	215	198	502	3.29	8.35
2005	59	4.01	29-30	14	2	527.0	553	301	235	186	488	3.18	8.33
2004	59	4.61	30-29	12	2	517.0	536	322	265	237	440	4.13	7.66
2003	67	4.18	37-30	17	2	598.1	539	333	278	266	605	4.00	9.10
2002	65	3.20	48-17	15	8	574.1	491	248	204	206	548	3.23	8.59
2001	59	4.54	29-30	9	3	521.0	536	326	263	234	448	4.04	7.74
2000	66	3.58	48-18	9	5	597.2	598	265	238	165	440	2.46	6.63
1999	64	4.60	40-24	6	5	584.2	601	349	299	239	453	3.68	6.97
1998	59	5.46	34-25	7	6	504.0	548	351	306	226	399	4.04	7.13
1997	63	5.34	40-23	14	3	558.0	598	378	331	259	516	4.18	8.32
1996	57	5.79	29-28	10	1	492.1	591	410	317	325	367	5.94	6.71
1995	55	4.87	26-29	9	2	455.1	467	300	241	216	348	4.27	6.88
1994	56	5.51	30-26	7	2	455.2	473	345	279	295	361	5.83	7.13
1993	55	5.42	31-24	8	0	443.2	470	349	267	304	311	6.17	6.31
1992	53	3.28	25-28	8	1	461.1	439	229	168	195	342	3.80	6.67
1991	56	3.67	37-19	9	12	452.1	432	222	184	208	328	4.41	6.53
1990	67	3.91	44-23	8	6	540.2	530	302	235	267	419	4.44	6.97
1989	60	3.96	43-17	12	2	477.0	448	270	210	260	364	4.91	6.87
1988	58	5.00	33-22	2	2	453.2	440	314	252	275	378	5.46	7.50
1987	65	4.83	40-24	12	9	508.2	466	353	273	310	426	5.48	7.54
1986	58	4.41	35-23	10	5	449.1	440	283	220	212	324	4.25	6.49
1985	61	4.52	44-17	6	8	471.2	453	301	237	303	301	5.78	5.74
1984	55	5.98	32-23	9	3	427.2	474	319	284	289	268	6.08	5.64
1983	58	2.94	43-15	9	12	453.1	383	200	148	221	330	4.39	6.55
1982	58	3.51	42-14	7	9	456.1	364	201	178	267	290	5.27	5.72
1981	53	5.20	32-20	11	5	396.0	404	266	229	267	253	6.07	5.75
1980	46	5.46	17-28-1	4	2	344.0	429	255	209	190	165	4.97	4.32
1979	44	3.84	27-17	2	5	326.0	328	182	139	143	191	3.95	5.27
1978	51	4.54	30-21	7	2	404.1	414	258	204	214	285	4.76	6.34
1977	45	3.79	27-17-1	2	13	347.0	334	170	146	141	202	3.66	5.24
1976	46	2.97	31-15	6	9	353.2	306	149	117	161	244	4.10	6.21
1975	43	4.83	18-25	3	2	335.0	349	214	180	170	192	4.57	5.16
1974	41	5.93	20-21	5	4	320.1	381	260	211	151	131	4.24	3.68
1973	32	4.81	15-16-1	4	1	245.0	254	180	131	138	196	5.07	7.20
1972	49	3.71	25-23-1	5	5	359.0	355	204	148	163	205	4.09	5.14
1971	39	2.91	24-15	2	7	287.0	246	141	93	112	199	3.51	6.24
1970	36	2.67	19-17	---	4	305.2	259	130	91	144	208	4.24	6.12
1969	38	4.08	15-23	---	0	304.0	285	153	138	164	213	4.86	6.31
1968	32	3.03	15-16-1	---	2	273.0	258	159	92	133	211	4.38	6.96
1967	32	3.12	21-11	---	---	288.0	243	137	100	140	230	4.36	7.19
1966	30	2.83	18-11-1	---	2	255.0	222	139	80	134	168	4.73	5.93
1965	26	5.04	12-14	---	1	230.0	248	172	129	137	117	5.37	4.58
1964	29	2.23	16-13	---	1	262.0	207	113	66	122	197	4.19	6.77
1963	19	3.31	4-15	---	0	176.2	177	107	65	90	72	4.58	3.67
1962	22	2.89	16-6	---	7	185.1	125	76	60	82	131	3.98	6.36
1961	15	3.52	4-11	---	3	135.1	114	72	53	82	100	5.45	6.65
1960	20	2.28	12-11	---	---	158.0	121	80	40	91	96	5.18	5.47
1959	21	5.37	7-14	---	---	150.2	177	122	90	105	124	6.27	7.41
1958	24	2.97	11-13	---	---	184.2	137	87	61	90	140	4.39	6.82
1957	18	3.51	6-11-1	---	2	150.0	117	100	63	102	166	5.74	9.96
1956	24	2.79	14-10	---	1	221.1	195	111	68	95	189	3.86	7.69
1955	19	3.26	6-13	---	---	163.0	132	96	59	90	126	4.97	6.96
1954	23	---	12-11	---	---	201.0	172	96	---	71	124	3.18	5.55
1953	Unknown												
1952	Unknown												
1951	Unknown												
1950	16	---	10-6	---	---	142.2	104	---	---	68	120	4.29	7.57
1949	16	---	7-9	---	---	---	---	---	---	93	140	---	---



STANDOUT HITTING PERFORMANCES

.400 AVERAGE – SEASON

Tom Paciorek • 1967

Avg.	H-AB	R	2B	3B	HR	RBI
.435	57-for-131	30	6	4	10	29

Goefrey Tomlinson • 1997

Avg.	H-AB	R	2B	3B	HR	RBI
.427	106-for-248	74	29	3	16	67

Corky Swindell • 1983

Avg.	H-AB	R	2B	3B	HR	RBI
.422	44-for-199	84	8	2	2	47

Fred Hinojosa • 1988

Avg.	H-AB	R	2B	3B	HR	RBI
.412	73-for-177	47	19	3	5	46

Mike Minturn • 1981

Avg.	H-AB	R	2B	3B	HR	RBI
.408	53-for-130	25	13	1	6	35

Richard Arnold • 1955

Avg.	H-AB	R	2B	3B	HR	RBI
.404	23-for-57	12	2	0	1	2

Jerry Willeford • 1976

Avg.	H-AB	R	2B	3B	HR	RBI
.403	52-for-129	33	13	5	4	29

.400 AVERAGE – CONFERENCE ONLY

.476 (39-for-82)	Jarrold Bitter	1999
.451 (46-for-102)	Goefrey Tomlinson	1997
.430 (52-for-121)	Travis Tully	2005
.424 (34-for-77)	Jerry Willeford	1976
.429 (24-for-56)	Benny Mota	1985
.426 (23-for-54)	Steve Reeves	1974
.416 (32-for-77)	Corky Swindell	1983
.415 (39-for-94)	J.P. Woodward	1999
.413 (33-for-80)	James Wambach	1990
.410 (41-for-100)	Cole Bruce	2004
.408 (29-for-71)	Shane Buteaux	1994
.405 (47-for-116)	Dustin Carr	1997
.404 (23-for-57)	Brian Blair	1991
.404 (36-for-89)	Mike Medrano	1998
.403 (31-for-77)	David Vasquez	1989
.400 (26-for-65)	Ricky Freeman	1994
.400 (24-for-60)	Rayner Noble	1983

HIT FOR THE CYCLE

Matt Weston, at McNeese State

W, 11-1 April 11, 2006

Isa Garcia, at East Carolina

W, 13-4 April 1, 2006

Jason Pekar, vs. USF

W, 18-17 March 21, 1998

Lonnie Walker, vs. Texas A&M (Austin, Texas)

W, 11-7 May 16, 1987

TOP HOMERUN HITTING DUOS – SEASON

1.	33	Pat Hewes (23), Damon Baldwin (10), Mike Basso (10)	1986
2.	33	Brett Cooley (18), Chris Snyder (15)	2002
3.	30	Matt Weston (16), Brad Lincoln (14)	2006
4.	30	J.P. Woodward (18), Jarrod Bitter (12)	1999
5.	29	Omar Brewer (16), Lonnie Walker (13)	1987
6.	27	Goefrey Tomlinson (16), Dustin Carr (11)	1997
7.	27	Mark Grimes (16), Joe Pat Simms (11)	1985
8.	24	Jake Stewart (14), Bryan Pounds (10) J.P. Woodward (12), Kris Wilken (12)	2000
10.	23	Mike Medrano (12), Bruce Rios (11)	1998

TOP RBI-PRODUCING DUOS – SEASON

1.	127	Chris Snyder (71), Brett Cooley (56)	2002
2.	126	Bryan Pounds (67), Ryan Lormand (59)	2008
3.	123	J.P. Woodward (66), Jarrod Bitter (57)	1999
4.	121	Goefrey Tomlinson (67), Scott Keithley (54)	1997
5.	119	Lonnie Walker (67), Omar Brewer (52)	1987
6.	116	Tyson Schweitzer (61), Jarrod Bitter (55), Kris Wilken (55)	2000
7.	114	Pat Hewes (62), Damon Baldwin (52)	1986
8.	112	Mark Grimes (56), Damon Baldwin (56)	1985
9.	110	Dustin Kingsbury (58), Brad Lincoln (52)	2005
10.	108	Bruce Rios (55), Mike Medrano (53)	1998

GRAND SLAMS

Caleb Barker	Texas A&M-Corpus Christi	March 8, 2013
Jonathan Davis	Baylor	March 2, 2013
Jake Runte	UTPA	April 4, 2009
Bryan Pounds	Rice	March 26, 2008
Jake Stewart (2)	Texas State	Feb. 26, 2008
Jake Stewart	Stephen F. Austin	Feb. 6, 2007
Dustin Kingsbury	at Cincinnati	April 3, 2005 (G2)
Kori Williams	Pepperdine	Feb. 20, 2005
Rob Johnson	Memphis	May 7, 2004
Matt Farrington	Cincinnati	April 23, 2004 (G1)
Chris Klosterman	Texas-Arlington	May 26, 2001
Gabe Lucas	Charlotte	April 22, 2001
Aaron Melebeck	at UAB	March 31, 2000
Tyson Schweitzer (2)	at UAB	March 31, 2000
Tyson Schweitzer	at LSU	Feb. 27, 2000
Shane Nance	Rice	Feb. 22, 2000
Brandon Caraway	at Cincinnati	May 2, 1999
Jason Pekar	Alabama	Feb. 13, 1999
Mike Medrano	USF	March 21, 1998
Bruce Rios	Illinois	Feb. 27, 1998
Scottie Scott	vs. Saint Louis	May 14, 1997
Dustin Carr	at Baylor	April 13, 1996
J.J. Matzke	Indiana State	March 13, 1994
Robert Goudeau	Texas-Pan American	April 26, 1993 (G2)
Ricky Freeman	Illinois State	March 8, 1993
Brian Blair	vs. Prairie View A&M	Feb. 20, 1993
Derrick Dietrich	at McNeese State	Feb. 12, 1992
James Wambach	Sam Houston State	Feb. 14, 1990 (G1)
Ben Pardo	Western Kentucky	March 7, 1989
David Vasquez	St. Mary's	Feb. 14, 1988
Pat Hewes (2)	North Texas	March 2, 1986
Pat Hewes	at St. Mary's	Feb. 15, 1986
Charlie Rizzo	Northwestern State	March 17, 1982
David Minielly	at Texas Tech	March 15, 1980
Randy Abendroth	Texas Tech	March 13, 1977

10+ HOME RUNS – SEASON

1.	23	Pat Hewes	1986
2.	18	Brett Cooley	2002
		J.P. Woodward	1999
4.	16	Matt Weston	2006
		Goefrey Tomlinson	1997
		Omar Brewer	1987
		Mark Grimes	1985
8.	15	Chris Snyder (2)	2002
9.	14	Jake Stewart	2008
		Brad Lincoln	2006
		Hyung Cho	2003
11.	13	Chris Snyder	2001
		Mike Walker	1987
13.	12	Kris Wilken	2000
		J.P. Woodward (2)	2000
		Jarrold Bitter	1999
		Mike Medrano	1998
		Shane Buteaux	1994
18.	11	Jesse Crain	2002
		Tyson Schweitzer	2000
		Bruce Rios	1998
		Dustin Carr	1997
		Joe Pat Simms	1985
		Jeff Jacobson	1982
24.	10	Chris Wallace	2010
		Jarrold Bitter (2)	2000
		Rusty Smajstrla	1991
		Mike Basso	1986
		Damon Baldwin	1986
		Tom Paciorek	1967



HOUSTON BASEBALL

STANDOUT PITCHING PERFORMANCES

PERFECT GAMES

Pitcher	Date	IP	H	BB	K
Matt Beech , at Louisiana Tech					
W, 6-0	Feb. 19, 1994	7.0	0	0	6

NO-HITTERS

Pitcher	Date	IP	H	BB	K
Ben Weber , vs. Texas State					
W, 2-0	Feb. 23, 1991	7.0	0	5	7

Eric Rasberry , vs. Texas-Arlington					
W, 7-0	Feb. 12, 1989	5.0	0	3	10

Kyle Atkinson , vs. St. Edward's					
W, 2-0	March 3, 1987	7.0	0	5	7

Doug Drabek , at Louisiana-Lafayette					
W, 6-0	March 6, 1983	7.0	0	4	6

John Shannon , vs. Cornell					
W, 4-0	April 4, 1977	7.0	0	1	6

Mike Gilbert , vs. Oklahoma State					
W, 1-0	March 20, 1971	7.0	0	5	9

ONE-HITTERS

Pitcher	Date	IP	H	BB	K
Austin Pruitt , at Texas State					
W, 1-0	Feb. 23, 2013	9.0	1	2	10

Brad Sullivan , vs. TCU					
W, 2-0	May 16, 2002	9.0	1	3	9

Austin Fought , vs. UAB					
W, 9-0	April 7, 2001	9.0	1	2	10

Shane Nance , at Southern Miss					
W, 3-1	May 1, 1998	9.0	1	1	5

Jon McDonald , at Saint Louis					
W, 9-0 (G2)	March 29, 1998	7.0	1	3	2

Vaughn Eshelman , vs. Texas Tech					
W, 1-0	March 23, 1991	9.0	1	5	14

Vaughn Eshelman (2) , at Stephen F. Austin					
W, 3-0	Feb. 22, 1990 (G2)	7.0	1	5	7

Steve McCaslin , vs. Prairie View A&M					
W, 12-1	Feb. 16, 1988	5.0	1	2	7

Doug Drabek , vs. Rice					
W, 3-0	March 12, 1983	7.0	1	1	2

Broc Higgins , vs. Louisiana-Lafayette					
W, 1-0	April 27, 1983	9.0	1	3	5

Rob Riley , vs. St. Francis					
W, 8-0	March 7, 1982	7.0	1	1	7

Rob Riley (2) , vs. Texas Wesleyan					
W, 3-0	Feb. 24, 1981 (G2)	7.0	1	0	6

Charlie Garza , vs. Nebraska					
W, 1-0	March 1976	7.0	1	1	11

Larry Satcher , vs. Lamar					
W, 6-0	1968	9.0	1	1	4

10+ VICTORIES – SEASON

1.	13	Brad Sullivan	2002
		Kyle Crowell	2000
		Jody Supak	1987
4.	12	Brad Lincoln	2006
		Mike Walker	1985
		Rayner Noble	1983
		Doug Drabek	1983
8.	11	Kyle Crowell (2)	1999
9.	10	Austin Pruitt	2013
		Jeff Haas	1992
		Al Benavides	1991
		Doug Drabek (2)	1982
		Rob Riley	1981
		Billy Blum	1978

100+ STRIKEOUTS – SEASON

1.	157	Brad Sullivan	2002
2.	154	Brad Sullivan (2)	2003
3.	152	Brad Lincoln	2006
4.	148	Ryan Wagner	2003
5.	119	Shane Nance	1999
6.	117	Kyle Crowell	2000
7.	106	Brad Lincoln (2)	2005
		Shane Nance (2)	1997
9.	105	Jody Supak	1987
10.	101	Tom Lukish	1978

10+ STRIKEOUTS GAMES – CAREER

1.	14	Brad Sullivan	2001-03
2.	11	Brad Lincoln	2004-06
3.	8	Bob Peters	1959-62
4.	7	Shane Nance	1997-00
5.	5	Eric Rasberry	1988-89
6.	3	Austin Pruitt	2012-13
		Billy Blum	1977-78
		Kyle Crowell	1998-00
		Austin Fought	2002-03
		Wes Musick	2006-2009
11.	2	Kevin Roberts	2003-05
		Jeff Haas	1992
		Vaughn Eshelman	1990-91
		Frank Isbell	1987-88
		Tom Lukish	1977-79
		Larry Taylor	1969-72
		Wayne Hill	1966-68
		James Wilson	1959-61

10+ STRIKEOUTS GAMES – SEASON

1.	9	Brad Sullivan	2003
2.	6	Brad Lincoln (2)	2006
3.	5	Brad Sullivan (2)	2002
		Bob Peters (2)	1962
5.	4	Shane Nance	1997
6.	3	Austin Pruitt	2013
		Eric Rasberry (2)	1989
		Billy Blum	1978
		Bob Peters	1960
10.	2	Wes Musick	2006
		Kevin Roberts	2005
		Brad Lincoln	2005
		Kyle Crowell	2000

Austin Fought

Austin Fought	2001
Shane Nance (2)	1998
Eric Rasberry	1988
Jeff Haas	1992
Vaughn Eshelman	1991
Larry Taylor	1969
Wayne Hill	1968
James Wilson	1961

100.0 INNINGS PITCHED – SEASON

1.	138.1	Kyle Crowell	2000
2.	132.2	Mike Walker	1985
3.	128.2	Brad Sullivan	2002
4.	127.2	Brad Lincoln	2006
5.	123.2	Brad Sullivan (2)	2003
6.	117.0	Kyle Crowell (2)	1999
		Ike Haas	1992
8.	113.1	Danny Zell	2003
9.	112.2	Jody Supak	1987
10.	111.2	Shane Nance	1999
11.	106.2	Shane Nance (2)	1998
12.	105.1	Billy Blum	1978
13.	103.1	Shane Nance (3)	1997
14.	102.2	Rayner Noble	1983
15.	102.0	Brad Lincoln (2)	2005
16.	101.2	Tom Lukish	1978
17.	101.1	Mike Walker	1986
18.	100.2	Ricky Hargrove	2006
19.	100.1	Woody Williams	1988

TOP PITCHING STRIKEOUTS DUOS – SEASON

1.	302	Brad Sullivan (154), Ryan Wagner (148)	2003
2.	234	Brad Lincoln (152), Ricky Hargrove (82)	2006
3.	222	Brad Sullivan (157), Ryan Wagner (65)	2002
4.	213	Shane Nance (119), Kyle Crowell (94)	1999
5.	187	Kyle Crowell (117), Shane Nance (70)	2000
6.	185	Brad Lincoln (106), Kevin Roberts (79)	2005
7.	182	Tom Lukish (101), Billy Blum (81)	1978
8.	181	Brad Sullivan (98), Austin Fought (83)	2001
9.	180	Michael Goodnight (90), William Kankel (45), Eric Brooks (45)	2010
10.	172	Shane Nance (106), Jon McDonald (66)	1997

TOP PITCHING WINS DUOS – SEASON

1.	24	Rayner Noble (12), Doug Drabek (12)	1983
2.	22	Kyle Crowell (13), Shane Nance (9)	2000
3.	21	Brad Sullivan (13), Danny Zell (8), Keith Whatley (8)	2002
4.	21	Mike Walker (12), Ed Clark (9)	1985
5.	20	Brad Lincoln (12), Ricky Hargrove (8)	2006
6.	19	Billy Blum (10), Tom Lukish (9)	1978
7.	18	Kyle Crowell (11), Bryan Moore (7), Shane Nance (7)	1999
8.	17	Austin Pruitt (10), Jake Lemoine (7), Daniel Poncedeleon (7)	2013
	17	Shane Nance (9), Jon McDonald (8)	1998
	17	Jody Supak (13), Woody Williams (4)	1987
	17	Rob Riley (10), Brent Bentley (7)	1981



ATTENDANCE RECORDS

TOP ALL-TIME CROWDS

1.	40,106	vs. San Diego (March 13, 2004) Aztec Invitational at PETCO Park, San Diego, Calif.
2.	27,134	vs. TCU (Feb. 11, 2006) Houston College Classic, Houston (Minute Maid Park)
3.	25,175	vs. San Diego State (March 11, 2004) Aztec Invitational at PETCO Park, San Diego, Calif.
4.	23,984	vs. Texas A&M (Feb. 10, 2007) Houston College Classic, Houston (Minute Maid Park)
5.	21,995	vs. Oklahoma State (Feb. 12, 2005) Minute Maid Park College Classic, Houston
6.	21,724	vs. Texas Tech (Feb. 14, 2004) Minute Maid Park College Classic, Houston
7.	20,737	vs. UCLA (March 14, 2004) Aztec Invitational at PETCO Park, San Diego, Calif.
8.	15,428	vs. Texas (Feb. 9, 2002) Minute Maid Park College Classic, Houston
9.	14,978	vs. Texas (Feb. 3, 2001) Minute Maid Park College Classic, Houston
10.	14,484	vs. Alabama (Feb. 15, 2003) Minute Maid Park College Classic, Houston

TOP COUGAR FIELD THREE-GAME SERIES

1.	12,137	San Jose State (June 2-4, 2000) NCAA Houston Super Regional (at Cougar Field)
2.	11,221	LSU (Feb. 22-24, 2002)
3.	7,892	LSU (Feb. 25-27, 2005)
4.	5,410	Rice (April 13-15, 2007)
5.	5,230	Rice (May 1-3, 2009)
6.	4,655	Louisville (May 5-7, 2000)
7.	4,621	Tulane (May 20-22, 2004)
8.	4,580	Ole Miss (Feb. 25-27, 2011)
9.	4,475	Rice (May 6-8, 2011)
10.	4,459	Cal State Fullerton (Feb. 20-22, 2004)

TOP ROAD CROWDS

1.	8,683	at LSU (March 6, 2004)
2.	8,177	at LSU (March 7, 2004)
3.	7,797	at LSU (March 3, 2006)
4.	7,698	at LSU (March 8, 2004)
5.	7,634	at LSU (Feb. 23, 2003)
6.	7,627	at LSU (Feb. 18, 2001)
7.	7,620	at LSU (March 4, 2006)
8.	7,617	at LSU (Feb. 17, 2001)
9.	7,500	at Texas (May 4, 1985)
10.	7,379	at LSU (March 5, 2006)

RECORD CROWDS BY DAY

Sunday

20,737 vs. UCLA (March 14, 2004; Aztec Invitational at PETCO Park, San Diego, Calif.)

Monday

4,417 at Rice (June 9, 2003; NCAA Super Regional at Reckling Park, Houston)

Tuesday

4,524 at Texas A&M (April 13, 2004)

Wednesday

3,639 at Texas Tech (May 15, 1996; at SWC Tournament, Lubbock, Texas)

Thursday

* 40,106 vs. San Diego State (March 11, 2004;
Aztec Invitational at PETCO Park, San Diego, Calif.)
** NCAA single-game record*

Friday

11,761 vs. Arizona State (June 16, 1967; at NCAA College World Series, Omaha, Neb.)

Saturday

27,134 vs. TCU (Feb. 11, 2006; at Houston College Classic, Minute Maid Park, Houston)



HOUSTON BASEBALL

COACHING HISTORY

Year	Coach	Overall		Conference		Rk.
		W-L-T	Pct	W-L-T	Pct.	
1947 (Independent)						
1947	Ned Thompson	1-5	.167			
1948 (Lone Star Conference)						
1948	Dalton Albert	4-7-1	.375	2-6	.250	5th
1949 (Independent)						
1949	Bill Lutz	7-9	.438			
1950 (Gulf Coast Conference)						
1950	Lovette Hill	10-6	.625	4-0	1.000	1st
1951-60 (Missouri Valley Conference)						
1951	Lovette Hill	16-8	.667	5-1	.833	1st
1952	Lovette Hill	11-6	.647	4-2	.667	2nd
1953	Lovette Hill	15-11	.577	6-2	.750	1st
1954	Lovette Hill	12-11	.522	4-5	.444	t-2nd
1955	Lovette Hill	6-13	.316	3-5	.375	t-2nd
1956	Lovette Hill	14-10	.583	5-4	.556	t-2nd
1957	Lovette Hill	6-11-1	.361	4-3	.571	3rd
1958	Lovette Hill	11-13	.458	6-3	.667	2nd
1959	Lovette Hill	7-14	.333	4-2	.667	1st
1960	Lovette Hill	12-11	.522	5-1	.833	1st
1961-72 (Independent)						
1961	Lovette Hill	4-11	.267			
1962	Lovette Hill	16-6	.727			
1963	Lovette Hill	4-15	.211			
1964	Lovette Hill	16-13	.552			
1965	Lovette Hill	12-14	.462			
1966	Lovette Hill	18-11-1	.617			
1967	Lovette Hill	21-11	.656			
1968	Lovette Hill	14-15-1	.483			
1969	Lovette Hill	15-23	.395			
1970	Lovette Hill	19-17	.528			
1971	Lovette Hill	24-15	.615			
1972	Lovette Hill	25-23-1	.520			
1973-96 (Southwest Conference)						
1973	Lovette Hill	15-16-1	.484	9-11	.450	5th
1974	Lovette Hill	20-21	.488	10-13	.435	6th
1975	Rolan Walton	18-25	.419	8-16	.333	8th
1976	Rolan Walton	31-15	.674	16-8	.667	3rd
1977	Rolan Walton	27-17-1	.611	11-12-1	.479	6th
1978	Rolan Walton	30-21	.588	14-10	.583	4th
1979	Rolan Walton	27-17	.614	11-13	.458	5th
1980	Rolan Walton	17-28-1	.380	6-17-1	.271	9th
1981	Rolan Walton	32-20-1	.613	11-9-1	.548	3rd
1982	Rolan Walton	42-14-2	.741	13-6	.684	2nd
1983	Rolan Walton	43-15	.741	13-8	.619	t-2nd
1984	Rolan Walton	32-23	.582	6-15	.286	t-7th
1985	Rolan Walton	44-17	.721	12-9	.571	t-4th
1986	Rolan Walton	35-23	.603	8-13	.381	5th
1987	Bragg Stockton	40-24-1	.623	11-10	.524	4th
1988	Bragg Stockton	33-22-3	.595	6-14	.300	7th
1989	Bragg Stockton	43-17	.717	9-12	.429	t-4th
1990	Bragg Stockton	44-23	.657	12-9	.571	3rd
1991	Bragg Stockton	37-19	.661	10-11	.476	t-4th
1992	Bragg Stockton	25-28	.472	13-21	.382	7th
1993	Bragg Stockton	31-24	.564	3-15	.167	7th
1994	Bragg Stockton	30-26	.536	4-14	.222	7th
1995	Rayner Noble	26-29	.473	6-18	.333	7th
1996	Rayner Noble	29-28	.509	9-15	.400	t-6th
1997-2013 (Conference USA)						
1997	Rayner Noble	40-23	.635	19-8	.667	2nd
1998	Rayner Noble	34-25	.576	21-6	.778	2nd
1999	Rayner Noble	40-24	.625	20-7	.741	1st
2000	Rayner Noble	48-18	.727	21-4	.840	1st
2001	Rayner Noble	29-30	.492	20-7	.741	2nd
2002	Rayner Noble	48-17	.738	22-7	.759	1st
2003	Rayner Noble	37-30	.552	18-12	.600	4th
2004	Rayner Noble	30-29	.508	19-11	.633	t-4th
2005	Rayner Noble	29-30	.492	16-13	.552	5th
2006	Rayner Noble	39-22	.639	18-6	.750	2nd
2007	Rayner Noble	28-28	.500	12-12	.500	t-4th

2008	Rayner Noble	42-24	.636	14-10	.583	4th
2009	Rayner Noble	27-31	.465	13-11	.541	4th
2010	Rayner Noble	25-32	.438	11-13	.458	5th
2011	Todd Whitting	27-32	.458	12-12	.500	t-4th
2012	Todd Whitting	18-35-1	.343	5-18-1	.229	8th
2013	Todd Whitting	36-22	.621	13-11	.542	t-5th
Totals	Eight Coaches	1,648-1,273-16	.564	557-501-4	.526	

CAREER COACHING RECORDS

VICTORIES

Years	Coach	Years	G	W	L	T	Pct.
1995-10	Rayner Noble	16	971	551	420	0	.567
1975-86	Rolan Walton	12	618	378	235	5	.616
1950-74	Lovette Hill	25	673	343	325	5	.513
1987-94	Bragg Stockton	8	470	283	183	4	.606
2011-	Todd Whitting	3	171	81	89	1	.477
1949	Bill Lutz	1	16	7	9	0	.438
1948	Dalton Albert	1	12	4	7	1	.375
1947	Ned Thompson	1	6	1	5	0	.167

WINNING PERCENTAGE

(minimum five seasons)

Years	Coach	Years	G	W	L	T	Pct.
1975-86	Rolan Walton	12	618	378	235	5	.616
1987-94	Bragg Stockton	8	470	283	183	4	.606
1995-10	Rayner Noble	16	971	551	420	0	.567
1950-74	Lovette Hill	25	673	343	325	5	.514

CONFERENCE VICTORIES

Years	Coach	Years	G	W	L	T	Pct.
1995-2010	Rayner Noble	16	429	259	170	0	.603
1975-86	Rolan Walton	11	265	129	136	3	.492
1950-74	Lovette Hill	13	121	69	52	0	.570
1987-94	Bragg Stockton	8	174	68	106	0	.391
2011-	Todd Whitting	3	72	30	41	1	.424
1948	Dalton Albert	1	8	2	6	0	.250

CONFERENCE WINNING PERCENTAGE

(minimum five seasons)

Years	Coach	Years	G	W	L	T	Pct.
1995-2010	Rayner Noble	16	429	259	170	0	.603
1950-74	Lovette Hill	13	121	69	52	0	.570
1975-86	Rolan Walton	11	265	129	136	3	.492
1987-94	Bragg Stockton	8	174	68	106	0	.391

RECORDS BY DECADE

Decade	G	W	L	T	Pct.
1940-1949	39	12	21	6	.385
1950-1959	212	108	103	1	.512
1960-1969	265	132	130	3	.504
1970-1979	426	236	187	3	.558
1980-1989	572	361	203	8	.638
1990-1999	585	336	249	0	.574
2000-2010	668	382	274	0	.571
2011-	171	80	89	1	.477
Totals	2,937	1,648	1,273	16	.564

HOUSTON BASEBALL



ALL-TIME ROSTER

Following is a list of all-time UH varsity players and assistant coaches. The UH Sports Information Office will appreciate your help in correcting any errors.

Current players are listed in **bold**.

Player Name	Year	Player Name	Year	Player Name	Year
		BOON, Herbert	1949	COLLA, Frank	2009
		BOON, John	1949	COUGOT, Travis	2006
		BOONE, Clayton	2006	COY, Fred	1975
		BORON, Steve	1974	CRAIN, Jesse	2002
		BORSKI, Jim	1964	CRAWFORD, Danny	1996
		BOTT, Nick	2008	CREECH, John	1991
		BURN, Michael	2000	CREBL, Matt	2010
		BOX, John	1995	CROSEY, William	1950
		BOYD, Foy	1953	CROWELL, Kyle	1998
		BOYD, Kevin	1994	CUMMINGS, Steve	1985
		BOYLES, Bryan	1993	CUNDIFF, William	1950
		BRADEN, Curtis	1949	CURRIER, Bryan	1990
		BRADLEY, Matt	1987-88		
		BRADSHAW, Ronnie	1985		
		BREEDING, Stefan	1994		
		BREIN, Patrick	2004		
		BRENNER, Keith	2012		
		BRESLIN, Mike	1978		
		BREWER, Omar	1987		
		BREWER, Rick	1966		
		BREWSTER, Steve	1970		
		BREZINA, Robert	1961		
		BRINKMAN, Greg	1993		
		BROCKWAY, Jeff	1977		
		BROOKS, Eric	2010		
		BROWN, Aaron	2005		
		BROWN, Bobby	1990		
		BROWN, George	1947		
		BROWN, Larry	1984		
		BRUCE, Barrett	2008		
		BRUCE, Cole	2002		
		BUCHANAN, Greg	2003		
		BUMPAS, John	1965		
		BURKE, Erick	1998		
		BURRIS, Bo	1967		
		BUSCH, Hulen	1949		
		BUSH, Tommy	1949		
		BUTEAUX, Shane	1993		
		BALDWIN, Damon	1989		
		BALL, Tom	1983		
		BANISTER, Jeff	1986		
		BARGER, Jim	1969-70		
		BARHAM, Mark	1994		
		BARKER, Caleb	2013		
		BARTEL, Darrin	1984		
		BARTLE, Shawn	1992		
		BARTLEY, Bret	1989		
		BARTOLOTTA, Marc	1986		
		BASSO, Mike	1984		
		BAUTSCH, Ken	1965		
		BEARD, Jay	1976		
		BEECH, Matt	1993		
		BELL, Bobby	1980		
		BENAVIDES, Al	1989		
		BENTLEY, Brent	1979		
		BERGER, George	1962		
		BERGHAIER, Steve	1970		
		BERTILLION, Daron	2010		
		BETHEA, Jim	1956		
		BETTERS, Joe	1990		
		BICE, Brent	1995		
		BIDWELL, Don	1956		
		BILLINGSLEY, Joe	1975		
		BISCHOF, Mike	1985		
		BISHOP, Webb	1957		
		BITTER, Jarrod	1998		
		BLACK, Tony	1977		
		BLACKLEDGE, Robert	1964		
		BLAIR, Brian	1991		
		BLAIR, Cameron	2002		
		BLOUNT, Kirk	1995		
		BLUHM, Adam	2003		
		BLUM, Billy	1977		
		BOAZ, Mike	1983		
		BOEGER, Robert	1963		
		BOLLMAN, Mike	1972		
		BOND, Glenn	1948		
		BONNOT, Ryan	2012		
		BOON, Herbert	1949		
		BOON, John	1949		
		BOONE, Clayton	2006		
		BORON, Steve	1974		
		BORSKI, Jim	1964		
		BOTT, Nick	2008		
		BURN, Michael	2000		
		BOX, John	1995		
		BOYD, Foy	1953		
		BOYD, Kevin	1994		
		BOYLES, Bryan	1993		
		BRADEN, Curtis	1949		
		BRADLEY, Matt	1987-88		
		BRADSHAW, Ronnie	1985		
		BREEDING, Stefan	1994		
		BREIN, Patrick	2004		
		BRENNER, Keith	2012		
		BRESLIN, Mike	1978		
		BREWER, Omar	1987		
		BREWER, Rick	1966		
		BREWSTER, Steve	1970		
		BREZINA, Robert	1961		
		BRINKMAN, Greg	1993		
		BROCKWAY, Jeff	1977		
		BROOKS, Eric	2010		
		BROWN, Aaron	2005		
		BROWN, Bobby	1990		
		BROWN, George	1947		
		BROWN, Larry	1984		
		BRUCE, Barrett	2008		
		BRUCE, Cole	2002		
		BUCHANAN, Greg	2003		
		BUMPAS, John	1965		
		BURKE, Erick	1998		
		BURRIS, Bo	1967		
		BUSCH, Hulen	1949		
		BUSH, Tommy	1949		
		BUTEAUX, Shane	1993		
		BALDWIN, Damon	1989		
		BALL, Tom	1983		
		BANISTER, Jeff	1986		
		BARGER, Jim	1969-70		
		BARHAM, Mark	1994		
		BARKER, Caleb	2013		
		BARTEL, Darrin	1984		
		BARTLE, Shawn	1992		
		BARTLEY, Bret	1989		
		BARTOLOTTA, Marc	1986		
		BASSO, Mike	1984		
		BAUTSCH, Ken	1965		
		BEARD, Jay	1976		
		BEECH, Matt	1993		
		BELL, Bobby	1980		
		BENAVIDES, Al	1989		
		BENTLEY, Brent	1979		
		BERGER, George	1962		
		BERGHAIER, Steve	1970		
		BERTILLION, Daron	2010		
		BETHEA, Jim	1956		
		BETTERS, Joe	1990		
		BICE, Brent	1995		
		BIDWELL, Don	1956		
		BILLINGSLEY, Joe	1975		
		BISCHOF, Mike	1985		
		BISHOP, Webb	1957		
		BITTER, Jarrod	1998		
		BLACK, Tony	1977		
		BLACKLEDGE, Robert	1964		
		BLAIR, Brian	1991		
		BLAIR, Cameron	2002		
		BLOUNT, Kirk	1995		
		BLUHM, Adam	2003		
		BLUM, Billy	1977		
		BOAZ, Mike	1983		
		BOEGER, Robert	1963		
		BOLLMAN, Mike	1972		
		BOND, Glenn	1948		
		BONNOT, Ryan	2012		
		BOON, Herbert	1949		
		BOON, John	1949		
		BOONE, Clayton	2006		
		BORON, Steve	1974		
		BORSKI, Jim	1964		
		BOTT, Nick	2008		
		BURN, Michael	2000		
		BOX, John	1995		
		BOYD, Foy	1953		
		BOYD, Kevin	1994		
		BOYLES, Bryan	1993		
		BRADEN, Curtis	1949		
		BRADLEY, Matt	1987-88		
		BRADSHAW, Ronnie	1985		
		BREEDING, Stefan	1994		
		BREIN, Patrick	2004		
		BRENNER, Keith	2012		
		BRESLIN, Mike	1978		
		BREWER, Omar	1987		
		BREWER, Rick	1966		
		BREWSTER, Steve	1970		
		BREZINA, Robert	1961		
		BRINKMAN, Greg	1993		
		BROCKWAY, Jeff	1977		
		BROOKS, Eric	2010		
		BROWN, Aaron	2005		
		BROWN, Bobby	1990		
		BROWN, George	1947		
		BROWN, Larry	1984		
		BRUCE, Barrett	2008		
		BRUCE, Cole	2002		
		BUCHANAN, Greg	2003		
		BUMPAS, John	1965		
		BURKE, Erick	1998		
		BURRIS, Bo	1967		
		BUSCH, Hulen	1949		
		BUSH, Tommy	1949		
		BUTEAUX, Shane	1993		
		BALDWIN, Damon	1989		
		BALL, Tom	1983		
		BANISTER, Jeff	1986		
		BARGER, Jim	1969-70		
		BARHAM, Mark	1994		
		BARKER, Caleb	2013		
		BARTEL, Darrin	1984		
		BARTLE, Shawn	1992		
		BARTLEY, Bret	1989		
		BARTOLOTTA, Marc	1986		
		BASSO, Mike	1984		
		BAUTSCH, Ken	1965		
		BEARD, Jay	1976		
		BEECH, Matt	1993		
		BELL, Bobby	1980		
		BENAVIDES, Al	1989		
		BENTLEY, Brent	1979		
		BERGER, George	1962		
		BERGHAIER, Steve	1970		
		BERTILLION, Daron	2010		
		BETHEA, Jim	1956		
		BETTERS, Joe	1990		
		BICE, Brent	1995		
		BIDWELL, Don	1956		
		BILLINGSLEY, Joe	1975		
		BISCHOF, Mike	1985		
		BISHOP, Webb	1957		
		BITTER, Jarrod	1998		
		BLACK, Tony	1977		
		BLACKLEDGE, Robert	1964		
		BLAIR, Brian	1991		
		BLAIR, Cameron	2002		
		BLOUNT, Kirk	1995		
		BLUHM, Adam	2003		
		BLUM, Billy	1977		
		BOAZ, Mike	1983		
		BOEGER, Robert	1963		
		BOLLMAN, Mike	1972		
		BOND, Glenn	1948		
		BONNOT, Ryan	2012		
		BOON, Herbert	1949		
		BOON, John	1949		
		BOONE, Clayton	2006		
		BORON, Steve	1974		
		BORSKI, Jim	1964		
		BOTT, Nick	2008		
		BURN, Michael	2000		
		BOX, John	1995		
		BOYD, Foy	1953		
		BOYD, Kevin	1994		
		BOYLES, Bryan	1993		
		BRADEN, Curtis	1949		
		BRADLEY, Matt	1987-88		
		BRADSHAW, Ronnie	1985		
		BREEDING, Stefan	1994		
		BREIN, Patrick	2004		
		BRENNER, Keith	2012		
		BRESLIN			



HOUSTON BASEBALL

HILL, Chris	1996	LANGFORD, Ken	1954	MOORE, Carroll	1967	REITTINGER, Mike	1972-73
HILL, Walter	1967	LANGFORD, Ken	1959	MOORE, James	1950	RENFROW, Daryl	1994-95
HILL, Wayne	1966	LARSON, Dan	1983	MORALES, Chris	2012	REYES, Carlos	2008-2009
HINES, Larry	1972	LATIMER, Brady	2013	MORGAN, Fred	1958	RODES, Mike	1987-88
HINOJOSA, Fred	1987	LAVERGNE, Mark	1981	MOTA, Benny	1984	RODES, Reggie	1986
HOLDER, Cecil	1957	LEBETTER, Billy	1955	MORNO, Kevin	1979	ROSBY, Kyle	1994
HOLIK, Mike	1984	LEE, Danny	1974	MORPHY, David	2008	ROSE, Kelly	1958-59
HOLLAND, Chad	1993	LEE, Eric	1997	MORPHY, Matt	2008	RICEY, Rob	1981-82
HOLLAS, Bobby	1976	LEE, Jay	1968	MORPHY, Mike	1993	ROES, Bruce	1996-99
HOLLMAN, Bobby	1949	LEE, Randy	1988	MOSICK, Wes	2006	RODDE, Jim	1969-71
HOLT, Cecil	1964	LEINERTZ, Eugene	1947	MOSOLINO, Mike	1986	RIZZO, Charlie	1981-83
HOOKER, Mark	1988	LEMOINE, Jake	2013	MUSLEWHITE, Stuart	2002	ROBERSON, Eli	1978
HOOPER, Matt	1999	LENETTI, Damon	1968-69			ROBERTS, Kevin	2003-05
HOOVER, Jesse	2012	LEYERETTE, Craig	1989-90	- N -		ROGERS, Jim	1996
HOPKINS, Ross	1961	LEWIS, Greg	1993	NANCE, Shane	1997	ROMERO, Brant	1995
HORNING, Jace	1983	LEWIS, Jordan	2011	NELSEN, Jeff	1978	ROSE, Phil	1967-69
HOUSE, Mickey	1988	LEWIS, Phil	1990	NELSON, Bill	1976	ROZNOVSKY, Brandon	2004
HOWTON, Bruce	1988	LILE, Ken	1952	NELSON, Gary	1958	ROSEN, Alvin	1978-79
HUDDLESTON, Brian	1947	LILES, Greyson	1992	NEWHOUSE, Ronnie	1966	RUCKER, Dylan	2013
HUGHES, Wesley	1951	LINCOLN, Brad	2004	NEVSOME, Jack	1956	RUDY, Kyle	2004
HUMPHREYS, David	1989	LOGAN, Brett	2002	NOON, Ricky	1980	RUNSER, Greg	1998, 2000
HUMPHREYS, Ken	1975	LOHR, Ronnie	1964	ORAK, Mike	1972	RUNTE, Jake	2009-12
HUNTSMAN, Scott	1989	LONG, R.D.	1992	NOBLE, Rayner	1980	RUPP, Kevin	1975-77
HURRY, Billy	1973	LOPASKY, Joe	1964	NOESEL, Conrad	1964	RUSSELL, Gene	1953
HUSMANN, David	1975	LOPEZ, Alberto	2008			RUWALDT, Ray	1957
		LOPEZ, Donny	1977-79	- O -		RYDEN, Karl	1996
		LOPEZ, Fred	1990	OLIVER, Dale	1980-82		
		LORMAND, Ryan	2007	OBONNELL, Dan	2000	- S -	
		LUCAS, Gabe	2001	ORREAL, Art	1983	SANFORD, Keegan	2012
		LUCAS, Ike	1965	OSBURN, Doug	1953	SASCHER, Larry	1966-69
IBRAHIM, Ramy	1994	LUENEBURG, Jacob	2012	OTHOLD, Elroy	1970	SAWEDA, Matt	2005
INDELICATO, Angelo	1962	LUKISH, Tom	1977	CUBLEY, Steve	1999	SAVARINO, Billy	1953
INGLE, Mike	1984	LUZZI, Bill	1947-48			SAVARINO, Billy	1983
INGRAM, James	1973-76			- P -		SCALISE, Anthony	2002
ISELL, Frank	1987-88	- M -		PACIOREK, Tom	1966	SCIRO, Joe	1958-59
		MADDOX, Mike	1972	PADIA, Pete	1990	SCHNEIDER, Jeff	1994
		MAGRE, Pete	1990	PAPAVASILIOU, Thanos	2001	SCHREIBER, Jason	1996-97
JACKSON, Alex	1997	MAGLIOLO, Tyler	2011	PARDO, Ben	1988	SCHROEDER, Rick	1973-77
JACOBS, Price	2012	MAHONEY, Rick	1973	PASCHAL, Rich	1993	SCHROEDER, Russ	1971-74
JACOBSON, Jeff	1981	MALESKI, Tom	1994	PATERSON, Chad	1984	SCHUBERT, Mark	1980
JENKINS, Travis	2011	MALLET, Lane	1988	PAYNE, Jimmy	1965	SCULTEA, Jack	1952-54
JENSEN, Chase	2011	MARBECK, Mark	1996	PAYTON, Lou	1951	SCULTZ, Kyle	1986-87
JEZERSKI, Mike	1950	MANNISTO, Jordan	2011	PEKAR, Jason	1998	SCHWARTZ, Richard	1968-70
JOHNSON, Joe	1988	MARIK, Tommy	1996	PERNEY, Tom	1979	SCHEWITZER, Tyson	1999-00
JOHNSON, Rob	2004	MARKLE, Pete	1960	PEREZ, Carlos	1992	SCOTT, Chris	1993-95
JOHNSON, Rod	1969	MARTIN, Billy	1957	PERKINS, Arthur	1947	SCOTT, Scottie	1997-98
JOHNSON, Scott	1988	MARTIN, Brian	2003	PEREK, Eric	2010	SEBERGER, Steve	1982-83
JOHNSTON, Richard	1959	MARTIN, Larry	1969	PEZERS, Bob	1959	SEFFER, Bobby	1972
JONES, Brett	1993	MARTINEZ, Joaquin	1996	PETERS, Frankie	1953	SHANNON, John	1977-80
JONES, Joe	1950	MASSEY, Mark	1983	PETERS, Kevin	2010	HARP, Scott	1973
JORDAN, Alex	1969	MATZKE, J.J.	1993	PETTIT, Art	1963	SHAVER, Brian	1991
JORDAN, Jack	1955	MAYBERRY, Kenny	1989	PHILLIPS, Doug	1975	HELDON, Scott	1988-91
JOSEPH, Chris	2005	MAYS, Travis	2003	PHILLIPS, Steve	1976	SHIFLETT, Tanner	2010
JOSEPH, Donnie	2007	MCCOY, Duncan	1997	PIEPER, Charlie	1957	SHINDLER, Jim	1955-56
		McCASLIN, Steve	1987	PERCE, David	1984	SHIPLEY, Allen	1953-55
		McCLAIN, David	2008	PICCOLI, Logan	2012	SHIRLEY, Chuck	1981
KAISER, Tommy	1971	McLAUGHRY, Jeremy	1994	PICCOZZOLO, John	2002	SHIRLEY, James	1963
KANKEL, William	2009	McCULLOCK, Alec	1978	PICK, Chad	1995	SHIRLEY, Robert	1963
KAY, Cory	2012	McDANIEL, Eugene	1947	POLASEK, Joe	1965	SHOEMAKER, Greg	1977-78
KEATHLEY, Derek	1987	McDONALD, Jason	1993	PONCEDELEON, Daniel	2013	SILMAN, James B.	1967
KELSO, Blake	2008	McDONALD, Jon	1995	PORTER, Ralph	1947	SIMMS, Joe	1985
KEISTER, Harry	1952	McDOUGALL, Mark	1986	POST, John	1968	SIMONS, Jeff	1976-78
KEITHLEY, Scott	1996	MCGEE, Jimmie	1962	POINDS, Bryan	2008	SIMPSON, Brett	1987-88
KENNEDY, Fred	1948	MCGILL, Greg	1988	POPE, Zak	2007-10	SKOG, Jack	1965
KIMBLE, Glen	1991	MCGONIGLE, Mark	2005	POPE, Don	1955-57	SKREHOT, Shaun	1997-98
KINCAID, Irl	1972	McKINNEY, Lonnie	1993	POWELL, Benton	1947-48	SLAUGHTER, Grant	2013
KINGSBURY, Dustin	2004	McLAIN, Bill	1970	POWELL, Austin	2012-13	SMAJSTRLA, Rusty	1989-92
KIRBY, Greg	1976	McMORE, Sean	1996	POWELL, Bill	1962-64	SMIGA, Jason	1995
KIRCHNER, Jason	1999	McLEOD, Scott	1996	POWELL, Mike	1987-88	SMITH, Daniel	2013
KIRK, Kyle	2013	McMILLAN, William	1996	PRATT, Rickey	2003-04	SMITH, Van	1965-67
KIRKLAND, Robb	1996	McVEY, Elliot	1968	PRATT, Michael	2012-	SNOOK, Josh	2001
KLOSTERMAN, Chris	2001	McVEY, Marty	1968			SNYDER, Chris	2000-02
KMIECIK, David	1984	McVRANO, Mike	1996-99	- R -		SNYDER, Rusty	1979-81
KOHLER, Scott	1991	MELEBECK, Aaron	1996	REDD, Donnie	1978-79	SOLIS, Steve	1996
KOPYCINSKI, John	1972	MENDOZA, Dennis	1993	REBEY, Caleb	2008-2011	SOMA, Mark	1985-86
KOSSICK, John	1979	MILLAM, Brandon	1995	REBEY, Howard	1959	SOUTH, Mike	1987
KOVAR, Steve	1977	MILLER, Aleck	1995	REBIN, Bobby	1955	SOUTH, Trey	1983-84
KRAMPTITZ, Mark	1979	MONTIELLO, David	1993	REBEY, Eric	1988-89	SOWERS, Scott	1986-87
KRAUS, Danny	1963	MONTURN, Mike	2013-	REBEY, Frankie	2013-	SPARKMAN, Jim	1967-69
KUBECKA, Kevin	2013	MITCHAMORE, Eddie	2006-2009	REBEY, Jimmy	2006-2009	SPERRING, Jayme	1998-99
KUBIAK, Larry	1965	MICHELL, Nathan	2008-12	REBEY, John	2008-12	SPIVA, Darrell	1947
KUCHITA, Mike	1985	MITCHELL, Sam	1951-53	REBEY, Jack	1951-53	SPRETZ, Don	1972
KUZINAR, Paul	1986	MOCK, Garrett	1988	REBEY, Shannon	1988	SPRETZ, Steve	1970
		MONTALBANO, Tony	1959	REBEY, Don	1959	STACKS, Kendall	2012
		MONTEMAYOR, Justin	1972-75	REBEY, Steve	1972-75	STAUFFACHER, Stuart	1983-85
LACKIE, Jeff	1993	MOREHOUSE, Codey	2001	REBEY, Michael	2001	STEPHENS, Morgan	1995-97
LAIRD, Barry	2006	MOORE, Bryan	2001	REBEY, Steven	2001	STEVENS, Mark	1972-75



STEWART, Aaron	2012	WALLER, Cody	2005
STEWART, Jake	2004	WALTER, Ryan	1995
STEWART, Josh	1994	WALTON, Rolan	1948-51
STILL, Ryan	2010	WAMBACH, James	1990-91
STIRNEMAN, Josh	2006	WARE, Ryan	1996-97
STOCKTON, Russell	1988	WATKINS, Bucky	1960-62
STONE, Bobby	1988	WATSON, Randy	1979-80
STONESTREET, Pete	1960	WATSON, Reid	2009-10
STRELAU, Lawrence	1966	WATSON, Reid	2009-10
STUCKEY, Ty	2008	WATSON, Reid	2009-10
SULLIVAN, Brad	2001	WATSON, Reid	2009-10
SUMERLIN, Austin		WATSON, Reid	2009-10
SUPAK, Jody	1986	WATSON, Reid	2009-10
SURRATT, Jamie	1992	WATSON, Reid	2009-10
SURVANCE, Kyle	2013	WATSON, Reid	2009-10
SWEETEN, Paul	1956	WATSON, Reid	2009-10
SWINDELL, Corky	1982	WATSON, Reid	2009-10
SWINDELL, Jeremy	1997	WATSON, Reid	2009-10
SYFERT, Justin	1998	WATSON, Reid	2009-10
SYKES, Jerret	1997	WATSON, Reid	2009-10
- T -			
TALLEY, Bill	1972	WATSON, Reid	2009-10
TAYLOR, Kirk	1992	WATSON, Reid	2009-10
TAYLOR, Larry	1969	WATSON, Reid	2009-10
TAYLOR, Matt	2008	WATSON, Reid	2009-10
TAYLOR, Ron	1964	WATSON, Reid	2009-10
TEMKO, Brian	2005	WATSON, Reid	2009-10
TEMPLE, Henry	1955	WATSON, Reid	2009-10
TEMPLETON, Scott	1965	WATSON, Reid	2009-10
TERRILL, Phillip	1971	WATSON, Reid	2009-10
THEISS, WES	2012	WATSON, Reid	2009-10
THOMAS, Max	1968	WATSON, Reid	2009-10
THOMPSON, Richard	1956	WATSON, Reid	2009-10
THOMSON, Thomas	1960	WATSON, Reid	2009-10
TIEDT, Weldon	1954	WATSON, Reid	2009-10
TOMLINSON, Goefrey	1995	WATSON, Reid	2009-10
TOOMBS, Art	1967	WATSON, Reid	2009-10
TOPPING, James	1968	WATSON, Reid	2009-10
TORINA, Nick	1998	WATSON, Reid	2009-10
TORRES, Ricky	1987	WATSON, Reid	2009-10
TOUCHTON, John	2007	WATSON, Reid	2009-10
TOWNS, Brad	1994	WATSON, Reid	2009-10
TRACY, John	1965	WATSON, Reid	2009-10
TRAVERSO, Harry	1947	WATSON, Reid	2009-10
TREMI, Chris	1989	WATSON, Reid	2009-10
TRENT, Tony	1988	WATSON, Reid	2009-10
TREVINO, Rey	1994	WATSON, Reid	2009-10
TRIAL, Travis	2010-2011	WATSON, Reid	2009-10
TUCKER, Wayne	1954-56	WATSON, Reid	2009-10
TULLY, Bryan	2005	WATSON, Reid	2009-10
TULLY, Travis	2003-05	WATSON, Reid	2009-10
TUMINSON, Jim	1981	WATSON, Reid	2009-10
TURNER, Randy	1983	WATSON, Reid	2009-10
TYSON, Jeremy	1993	WATSON, Reid	2009-10
- U -			
UNDERWOOD, Robert	1947	WATSON, Reid	2009-10
- V -			
VACLAVIK, Justin	2003-05	WATSON, Reid	2009-10
VALLOT, Richard	1977	WATSON, Reid	2009-10
VALENZUELA, Pete	1986-87	WATSON, Reid	2009-10
VANDERWEL, Bill	1985	WATSON, Reid	2009-10
VARNER, Matt	2004	WATSON, Reid	2009-10
VASQUEZ, David	1988-89	WATSON, Reid	2009-10
VELASQUEZ, Steve	1991-92	WATSON, Reid	2009-10
VICK, Gary	1986	WATSON, Reid	2009-10
VICKERS, Billy	1954-55	WATSON, Reid	2009-10
VICKERS, Bobby	1951-53	WATSON, Reid	2009-10
VIDALES, Josh	2013	WATSON, Reid	2009-10
VINSON, David	1971-74	WATSON, Reid	2009-10
VON TUNGELN, Rob	1979-80	WATSON, Reid	2009-10
VRUGGINK, Ryan	2012	WATSON, Reid	2009-10
VUCELICH, Mitch	1956	WATSON, Reid	2009-10
- W -			
WAGNER, Bubba	1956-58	WATSON, Reid	2009-10
WAGNER, Doyle	1958-60	WATSON, Reid	2009-10
WAGNER, Roy	1947	WATSON, Reid	2009-10
WAGNER, Ryan	2002-03	WATSON, Reid	2009-10
WAID, Billy	1993-94	WATSON, Reid	2009-10
WALKER, Lonnie	1987	WATSON, Reid	2009-10
WALKER, Mike	1984-86	WATSON, Reid	2009-10
WALKER, Wes	1983	WATSON, Reid	2009-10
WALLACE, Chris	2007-10	WATSON, Reid	2009-10
WALLACE, Roy	1947	WATSON, Reid	2009-10

ASSISTANT COACHES

ALLEN, Sean	2002-07
ALTOBELLI, John	1987
ANDERSON, Frank	2013-
ARGUELLO, Abe	1998, 2007
BELL, Bobby	1983-84
BLOUNT, Kirk	1999-2000, 2004-2008
CAULEY, Pat	1995
COUCH, Trip	1990, 1995-00, 2011-
CRESSEND, Jack	2011-12
DENNY, David	1987
DURHAM, Jim	1990
FULTZ, Frank	1985-86
GARDNER, Mike	1992-94
GARZA, Jorge	2006-10
GASPARD, Mitch	1988
GHUTZMAN, Butch	1975-76
GREIN, Jared	2002-04
HUDDLESTON, Brian	1988
KAISER, Tommy	1975
KELSO, Rob	2001
MAXEY, Rommie	2005-
MILAM, Brandon	1997
NOBLE, Rayner	1988-91
PARIS, David	1998
PENDERGRASS, Rusty	1989-91
PETERS, Tim	1995
PIERCE, David	2001-02
SCALISE, Anthony	2004
SHOTZBERGER, Ryan	2012-
STOCKTON, Bragg	1981-83, 2002
STOCKTON, Russell	1992-94, 2009-10
STONE, Steve	1989
TROUT, Steven	2011
VAN HOOK, Kyle	1984-85
WALTON, Rolan	1988-93
WHITTING, Todd	1996-03
WILLIAMS, Wade	1994



HOUSTON BASEBALL

ALL-TIME JERSEY NUMBERS

Following is a list of all-time Houston Cougar players by jersey numbers. The UH Sports Information Office will appreciate your help in correcting any errors.

Notes

- HC** -- Head Coach; **AOC** -- Associate Coach;
- AC** -- Assistant Coach; **SAC** -- Student Assistant Coach;
- VAC** -- Volunteer Assistant Coach

- 0 -

Mike Little	1991
Shannon Reed	1988

- 00 -

Mike Rhodes	1987
Dale Oliver	1984

- 1 -

Landon Appling	2011-
Tom Wertz	2008-10
Travis Cougot	2006
Travis Tully	2004
Hyung Cho	2002-03
Dominic Hernandez	1996
AC Russell Stockton	1992-94
Russell Stockton	1988-91
Steve Dolezel	1986-87
Mike Ingle	1984-85
Corky Swindell	1982-83
Rusty Snyder	1979, 81
Thad Altman	1976
Tommy Arnold	1975
Larry Aubin	1970
Don Hill	1968
Van Smith	1965-67
Mike Allen	1962-64
Virgil Fisher	1961
Joe Schiro	1958-59
Cecil Holder	1957
Billy Ledbetter	1956
Bobby Hollmann	1951
Shorty Lehnertz	1948

- 2 -

Michael Pyeatt	2012-
Ryan Still	2010-11
Tony Montalbano	2009
Ryan Lormand	2007-08
Kori Williams	2005-06
Michael Bourn	2001-03
Justin Syfert	1998-99
Steve Solis	1996
Brad Gray	1995
Mark Giescke	1993-94
Todd Whitting	1992
AC Jim Durham	1991
Craig Shirley	1989
Greg McGill	1988
Omar Brewer	1987
Scott Sowers	1986
Dan Larson	1983-84
Brett Baker	1981-82
Mark Alexander	1980
Gary Weiss	1977
Trey Williams	1967-68
Jim Payne	1965-66
Cecil Holt	1964
Don Higgs	1963
Virgil Fisher	1962
Ross Hopkin	1961
Dick Johnston	1959
Al Hawthorne	1957
Jim Shindler	1956
Mike Jezierski	1951
Doug Salter	1948

- 3 -

AC Frank Anderson	2013
Wes Theiss	2012
AC Trip Couch	2011
VAC Travis Tully	2009-10
Mgr. Nike Sheffer	2008
AC Sean Allen	2003-07
SAC Sean Allen	2002
Sean Allen	1998-01

AC Trip Couch	1995-97
Kyle Riggsby	1994
Paige Findley	1993
R.D. Long	1992
AC Trip Couch	1991
Pat Doyle	1989
AC Mitch Gaspard	1988
Mitch Gaspard	1986-87
David Pierce	1985
Larry Brown	1984
Billy Hurry	1975
HC Rolan Walton	1979
Richard Schwartz	1968
Ricky Carlisle	1965-66
Bob Fouke	1963-64
Angelo Indelicato	1962
Eddie Gore	1961
Buddy Garidel	1958-59
Curley Johnson	1957
Jack Newsome	1956
Doug Osburn	1953
Rolan Walton	1951
Harry Traverso	1948

- 4 -

Cory Kay	2012
Joel Ansley	2010-11
Wes Musick	2006-09
Patrick Gaylord	2004
Hyung Cho	2001
Shane Nance	1997-00
Jeremy McClaghry	1994-95
Robert Goudeau	1990-93
Gareth Buresh	1989
Randy Lee	1988
Larry Coker	1984-87
AC Bobby Bell	1983
Chuck Shirley	1981
Jay Beard	1976
Mark Stevens	1975
Ronnie Hudson	1970
Ronnie Baker	1966-67
John Bumpus	1965
Jimmy McGee	1963-64
Bucky Watkins	1961
Paul Sweeten	1956-57
Jack Reed	1951, 53
Corky Burns	1948

- 5 -

Codey Morehouse	2011-12
Blake Kelso	2008-10
Brady Glos	2005-06
Kyle Rudy	2004
AC David Pierce	2002
AC Brandon Milam	1997
Brandon Milam	1995-96
SAC Joe Betters	1994
Joe Betters	1990-93
Randy Lee	1989
AC Brian Huddleston	1988
Brian Huddleston	1987
Pat Hewes	1985
David Pierce	1984
Steve Seberger	1982-83
Bob Heine	1980
Ike Haas	1976-77
Charles Garza	1975
Rick Schroeder	1973
Ronnie Gabler	1968
G.J. Cantu	1965-67
Bob Boeger	1963-64
Emile Garidel	1963
James Shirley	1962
Al Campo	1961
Ellery Riha	1958-59
Richard Arnold	1956-57
Felix Fraga	1951
Eddie Weiss	1948

- 6 -

Rey Trevino	1994
AOC Rolan Walton	1989-93
Frank Isbell	1987
HC Rolan Walton	1985-86

Mike Holik	1984
Kelly Guthrie	1983
Mark Hall	1982
Irl Kincaid	1975
Tony Black	1974
Mike Clark	1970
Wayne Hill	1966-68
Ronnie Lohr	1964-65
Al Campo	1962
James Shirley	1961
Bob Davis	1959
Billy Dube	1956-58
Joe Jones	1951
Rolan Walton	1948

- 7 -

Josh Vidales	2013-
Jesse Hoover	2012
Chase Dempsay	2011
AOC Russell Stockton	2009-10
Ricky Hargrove	2005-08
Stuart Musslewhite	2003-04
Keith Ahrens	2001
Rey Trevino	1995
SAC Wade Williams	1994
Wade Williams	1992-93
Ben Weber	1989-91
AC Rolan Walton	1988
John Fertitta	1987
Paul Elliott	1986
Mike Holik	1985
HC Rolan Walton	1981-84
Kevin Muno	1979
Ralph Wheeler	1975-76
John Post	1968
Larry Kubiak	1965-66
Bill Worrell	1964
Bunky Caldwell	1959, 61
Cecil Holder	1958
Don Price	1956-57
Carlton Hanta	1953
Herby Boon	1951
Denton Priest	1948

- 8 -

Frankie Ratcliff	2013-
Travis Jenkins	2011-12
Jimmy Raviele	2008-09
Dustin Kingsbury	2004-07
Sam Mitchell	2001-03
Kris Wilken	1998-00
Ryan Ware	1996-97
SAC Pat Cauley	1995
Pat Cauley	1993-94
Greg Campbell	1992
Fred Hinojosa	1988-90
Keith Graham	1987
Brian Huddleston	1986
Benny Mota	1984-85
Robby Byers	1983
Jim Tumlinson	1981-82
Randy Watson	1980
Randy Watson	1979
Mike Maddox	1975
Steve Spretz	1970
Max Thomas	1968
Arnold Dewey	1966
Joe Polasek	1965
Alex Ramirez	1965
George Berger	1962
Eddie Mitchamore	1961
Charlie Pieper	1957-59
Odie Tucker	1956
Frankie Peters	1953
Foy Boyd	1953
John Earl Boon	1951
Sidney Duran Jr.	1948

- 9 -

HC Todd Whitting	2011-
Chase Dempsay	2008-10
Luis Flores	2006-07
Garrett Mock	2003-04
HC Rayner Noble	1995-99
Carlos Perez	1992-94

AC Rayner Noble	1988-91
Scott Sowers	1987
Mark Soma	1985-86
Phil Addison	1984
Rayner Noble	1980-83
Jim Barger	1970
Ike Lucas	1965-67
Ron Taylor	1964
Bill McMillan	1962
Jimmy Wilson	1961
Howard Ranft	1959
John Cundiff	1957-58
John Winters	1956
Gene Russell	1953
Lou Payton	1951
Tom Tyson	1948

- 10 -

AC Ryan Shottzberger	2012-
David Murphy	2011
Codey Morehouse	2009-10
Austin Goolsby	2007-08
Isa Garcia	2006
Gene Flores	2001-05
Aaron Melebeck	1999-00
Shaun Skrehot	1997-98
Chris Hill	1996
Carlos Perez	1995
Anthony Mohler	1994
Shawn Bartle	1992
Glen Kimble	1991
Keith Darter	1989-90
Henry DeLeon	1988
Dennis Mendoza	1987
Jody Supak	1986
Mike Boaz	1983-84
Todd Ostrominski	1982
Terry Byrum	1980
Greg Kirby	1976
Chico Silman	1967
Jim Borski	1964-66
Al Campo	1963
Eddie Gore	1962
Jimmy McGee	1962
Freddie Green	1959, 61
Dickie Thompson	1956-58
Floyd Winfield	1951
Fred Kennedy	1948

- 11 -

AC Trip Couch	2012-
Dakota Dill	2010-11
Chris Wright	2005-09
SAC Anthony Scalise	2004
Anthony Scalise	2002
AC Trip Couch	1998-00
Scott McLeod	1996-97
Tom Maleski	1994-95
Jeff Lackie	1993
Neil Atkinson	1991-92
Craig Leverette	1989-90
Jody Supak	1986-87
Joe Simms	1985
Todd Ostrominski	1984
Bob Christensen	1983
Mark Lavespere	1982
Tom Lukish	1979-80
Doug Phillips	1975-76
Larry Martin	1970
Larry Strelau	1966-68
Ken Bautch	1965
Steve Free	1964
James Shirley	1963
Bob Peters	1962
Bob Brezina	1961
Bubba Wagner	1958-59
Billy Martin	1957
Don Bidwell	1956
Claude Arrington	1953
Roy Wallace	1948

- 12 -

Ryan Bonnot	2012-13
Ryan Eastman	2011
Jake Stewart	2004-08



Gabe Lucas	2001-03
Brandon Caraway	1998-00
Goefrey Tomlinson	1995-97
Brian Hamilton	1993-94
Jason Hart	1991-92
A.J. Bass	1989-90
Eric Rasberry	1988
Woody Williams	1987
AC Frank Fultz	1985-86
Mark Massey	1983-84
Guy Garibay	1982
Tom Penney	1979-80
Kenny Humphreys	1976
Mike Bollman	1975
Steve Berghaier	1970
Art Toombs	1967
Presley Cooper	1965-66
Bob Blackledge	1964
Clifton Jubela	1963
Bucky Watkins	1962
Larry Evans	1957-59
Mitch Vucelich	1956
John Dean	1953
Bobby Vickers	1951
Glenn Bond	1948

- 13 -

Jake Runte	2009-12
Jimmy Cesario	2007-2008
Stephen Whalen	2005-06
Brett Cooley	2002-04
AC David Pierce	2001
Jerret Sykes	1997-00
Art Dillahay	1996
Michael Murphy	1994
Jamie Surratt	1992
Fred Lopez	1991
Bryan Currier	1989-90
Mark Hooker	1988
Damon Baldwin	1985
Charlie Rizzo	1981-83
Mark Schubert	1980
John Kossick	1979
James Ingram	1975-76
Jim Ripple	1970
Phil Rose	1967-69
Roy Benignus	1966
Scott Templeton	1965
Ronnie Zeller	1953
David Gregg	1951
Don Wilhelm	1948

- 14 -

AC Jack Cressend	2011-12
William Kankel	2009-10
Bryan Pounds	2005-08
Cole Bruce	2002-04
Ryan Elizondo	1994
Brian Blair	1991-93
Rusty Smajstrla	1989
Tony Trent	1988
AC John Altobelli	1987
Pat Hewes	1986
John Altobelli	1984-85
Jace Horning	1983
Bobby Bell	1980-81
Kevin Rupp	1976
Steve Reeves	1975
Jim Ripple	1969
Wayne Westphal	1966-68
John Tracy	1965
Bill McMillan	1963
Bob Peters	1959, 61
Jimmy Bethea	1956-58
Billy Savarino	1953
Wesley Hughes	1951
Earl Hensley Jr.	1948

- 15 -

Chase Wellbrock	2011-
Zak Presley	2007-10
Matt Farrington	2003-06
Julio Alvarez	2001
Alex Jackson	1997-00
Robert Hicks	1995
Chad Holland	1993-94

Derek Laws	1992
AC Steve Stone	1989
Mickey House	1988
John Fertitta	1986
Mark Grimes	1984-85
Rob Riley	1981-82
Jimmie Cherry	1976, 79
Mike Gardner	1975
Marty McVey	1968
Bo Burris	1967
Ronnie Lohr	1966
Jack Skog	1965
Buzzy Foster	1963-64
Cliff Jubela	1962
Gary Nelson	1958-59
Webb Bishop	1957
Earl Winters	1956
Allen Shipley	1953
Jim Moore	1951
Les Ammons	1948

- 16 -

Steve Ousley	1991
Wade Armistead	1990
Al Benavides	1989
David Vasquez	1988
Roland Gonzales	1985
AC Bobby Bell	1984
Doug Drabek	1981-83
Rob Van Tungeln	1980
Mark David	1977
Jimmie Cherry	1975
Carroll Moore	1967
Elliott McVey	1965-66
HC Lovette Hill	1951, 56-63
Bill Lutz	1948

- 17 -

Daniel Smith	2013
Chase Jensen	2011-12
Reed Watson	2009-10
Felix Fanaselle	2007-08
Mark McGonigle	2005-06
Matt Varner	2004
Ryan Wagner	2003
Keith Whatley	1999-02
Dustin Carr	1994-97
Glen Kimble	1992-93
Al Benavides	1990-91
Bobby Stone	1988
Fred Hinojosa	1987
Allen Wendler	1986
Mike Bischof	1985
Greg Brinkman	1983, 87
Brent Bentley	1979-82
Rick Schroeder	1976
Kevin Rupp	1975
Bubba Hill	1967-69
Ronnie Newhouse	1966
Robert French	1965
Danny Kraus	1963-64
Emile Garidel	1962
Ernest Cotton	1961
Fred Morgan	1958-59
Dan Dotson	1956
Billy Joe Flanagan	1948

- 18 -

Keith Brenner	2012-13
Taylor Hammack	2008-11
Brad Lincoln	2004-06
Adam Bluhm	2003
Chris Snyder	2000-02
Erick Burke	1998-99
Joaquin Martinez	1996
Chris Scott	1993-95
Brian Shaver	1991
Thomas Harrison	1989-90
Woody Williams	1988
Billy Drapela	1987
Mike Musolino	1986
AC Kyle Van Hook	1984-85
Mark Dickman	1981-83
Charles Garza	1976
John Kopycinski	1975
AC Rolan Walton	1974

Steve Brewer	1970
Jay Lee	1968
Ron Stasny	1967
Bill Worrell	1966
George Berger	1964
Joe Lopasky	1963
Tommy Thomson	1961
Max Wilson	1958-59
Don Flynn	1956-57
Bobby Clatterbuck	1953
Tiny Ellis	1948

- 19 -

Ryan Vrugink	2012-
Luke Moran	2011
Barry Laird	2008-10
Dereck Cloeren	2007-08
Keith Colquitt	2006
Taylor Gartz	2002-04
Cooper Vittitow	2001
Eric Lee	1997-00
Jim Rogers	1996
Daryl Renfrow	1995
Ramy Ibrahim	1994
Brett Jones	1993
Kirk Taylor	1992
Andy Thompson	1991
Brian Filosa	1990
Mike Pulido	1987-89
Stuart Stauffacher	1984-85
Jeff Harrod	1982
Mark Brogdon	1981
Kevin Muno	1980
Jeff Simons	1976
Rick Mahoney	1975
James Topping	1968
Rick Brewer	1966-67
Tom Wenmoth	1964-65
Barry Maret	1963
Emile Garidel	1963
Pete Stonestreet	1961-62
Bill Pruett	1962
Ted Langlie	1959
Rayford Hamil	1956-58

- 20 -

Justin Montemayor	2013-
Jordan Mannisto	2011-12
Chris Wallace	2007-10
Tom Williams	2006
Austin Sumerlin	2004-05
Brad Sullivan	2001-03
Kyle Crowell	1998-00
John Box	1995-96
Mike Hatch	1993-94
Greyson Liles	1992
Scott Sheldon	1990-91
Mike Rhodes	1988
AC David Denny	1987
Paul Kuzniar	1986
Guy Garibay	1984-85
Kyle Channing	1982
Brad New	1981
SAC Joe Billingsley	1979
Joe Billingsley	1975-77
Joe Camarillo	1970
Larry Satcher	1966-68
Bill Worrell	1965
Bill Pruett	1963-64
Ken Lile	1953

- 21 -

Aaron Garza	2012-
Iy Stuckey	2008-2011
Aaron Brown	2005-07
Brad Cherry	2004
AC Todd Whitting	1996-03
Todd Whitting	1994-95
Scott Kohler	1991-93
Bret Bartley	1989-90
Lonnie Walker	1987
Robert Garcia	1985
Riley Epps	1983-84
Jeff Jacobson	1981-82
Fred Coy	1975
Tom Duschinski	1974

Tom Ball	1970
Jim Sparkman	1967
Everett Baker	1964-66
Barney Francescon	1963

- 22 -

Brandon Caraway	1997
Karl Ryden	1996
Brent Bice	1995
Matt Beech	1993-94
Jeff Wright	1992
Bobby Stone	1990-91
David Humphreys	1989
Matt Bradley	1988
Mike South	1987
Mike Walker	1984-86
Broc Higgins	1981-83
Bobby Brown	1980
Donnie Randell	1979
Randy Abendroth	1977
Jerry Willeford	1976
Kenny Humphreys	1975
Johnny Hatcher	1970
Tom Paciorek	1966-68
Conrad Nossell	1964
Tom Thomson	1963
Bobby Vickers	1953

- 23 -

Ashford Fulmer	2012-
AC Steve Trout	2011
AC Jorge Garza	2006-10
Travis Tully	2005
Patrick Breen	2004
Travis Tully	2003
Josh Snook	2001
Bo Hernandez	1994-96
David Galvin	1993
Steve Velasquez	1991-92
Ricky Torres	1987-88, 90
Damon Baldwin	1986
Wes Walker	1983
Dale Oliver	1980-82
Bobby Hollas	1976-77, 79
John Kopycinski	1974
Mike Gilbert	1968, 70
Ken Hebert	1966-67
Wayne Harding	1965
Arthur Pettit	1963

- 24 -

Dustin Fuerst	2012
Kyle Bacak	2011
Matt Murphy	2008-10
Shea Hancock	2004-07
Greg Buchanan	2003
Nathan Mitchell	1999-02
AC David Paris	1998
Jason Smiga	1995
Stefen Breeding	1994
Jason McDonald	1993
AC Rusty Pendergrass	1989-91
HC Lovette Hill	1968

- 25 -

Taylor White	2009-12
AC Kirk Blount	2005-08
Thanos Papavasiliou	2001-04
Duncan McAdoo	1997-00
J.J. Matzke	1993-94
John Creech	1990-92
Scott Sheldon	1988-89
Tony Garceau	1987
Paul Juzniar	1986
Darrin Bartel	1984
Billy Savarino	1983
Wesley Gregersen	1981-82
AC Butch Ghutzman	1979
Elroy Othold	1970

- 26 -

Jake Lemoine	2013-
Jordan Lewis	2011-12
David Murphy	2008-10
Jimmy Raviele	2006-07
Kevin Roberts	2003-05



HOUSTON BASEBALL

Tyson Schweitzer	2000
J.P. Woodward	1999
Jon McDonald	1995-98
Mark Wingo	1994
Kirk Taylor	1993
Justin Dorsey	1992
Pete Magre	1990-91
Ross Goolsby	1988-89
Steve McCaslin	1987
Mike Basso	1984-86
Kevin Hill	1981
Jay Beard	1979
Mark Wisnoski	1976
Kim Graham	1975
James Gilbert	1970
Art Toombs	1968

- 27 -

Caleb Barker	2013-
Kendall Stacks	2012
Travis Trial	2010-2011
Joey Cesario	2009
Brett Logan	2003-06
Jesse Crain	2002
AC Kirk Blount	1999-00
Kevin Boyd	1994-95
Jeremy Tyson	1993
Philip Schulze	1992
Ricky Freeman	1991
Neil Atkinson	1990
Kenny Cavanaugh	1989
Scott Johnson	1988
Derek Keathley	1986-87
Mike Kuchta	1985
Kenny Freese	1982
Jeff Copeland	1979
Bill Nelson	1976
Bob Long	1968

- 28 -

Matt Hernandez	2012-13
Caleb Ramsey	2008-2011
SAC Nick Bott	2005
Nick Bott	2003-04
Dan O'Donnell	2000
Mike Medrano	1996-99
Chris Almendarez	1995
Jason Dixon	1994
Greg Lewis	1993
Rusty Smajstrla	1990-92
Alex Miller	1988
Kyle Schultz	1987
Jeff Banister	1986
Steve Decker	1985
Chad Patterson	1984
Jose Rodiles	1981
David Minielly	1979-80
David Husmann	1975-76
Tom Duschinski	1973
Bob Fouke	1965

- 29 -

Tyler Ford	2013-
Zack Gibson	2012
Matt Taylor	2008-2009
Clayton Boone	2006
Rickey Putman	2003-04
Daron Bertillion	2001-02
Jason Kirchner	1999-00
Randall Collum	1998
Morgan Stephens	1995-97
Nathan Wied	1994
Rich Paschal	1993
Jason Wynne	1992
Darin Foust	1990-91
Mark Cerny	1988-89
Matt Bradley	1987
Steve Cummings	1985-86
Aty Garcia	1983
David Kmiecik	1982
John Shannon	1979-80
Steve Phillips	1976

- 30 -

Aaron Stewart	2012-
Austin Gracey	2010-11

Bryan Tully	2005-08
AC Bragg Stockton	2002
Matt Ferrell	1996-97
Jason Farrow	1995
HC Bragg Stockton	1987-94
Marc Bartolotta	1986
AC Bragg Stockton	1981-83
Mark Krampitz	1979-80
Donny Lopez	1977
Mike Higgins	1975-76
Larry Taylor	1970

- 31 -

Jacob Campbell	2013-
Jared Ray	2008-12
Matt Weston	2006
AC Rommie Maxey	2005
Brian Henderson	2002-03
Nick Torina	1998-01
Robb Kirkland	1996-97
Ryan Walter	1995
Phil Lewis	1990-93
Louis Francescon	1989
Kyle Atkinson	1987-88
David Kmiecik	1984
Rick Mahoney	1974
Jim Sparkman	1968

- 32 -

Jared West	2013-
Chris Morales	2012
Dustin Fuerst	2011
Alberto Lopez	2008
Brian Martin	2003-04
Austin Faught	2001-02
Robert Dieudonne	1997-00
Chad Poock	1995
Billy Waid	1993
Jeff Haas	1992
Daniel Bates	1991
David Humphreys	1990
Ben Pardo	1988-89
Anthony Young	1986
David Kmiecik	1985
Randy Turner	1983
Jeff Achilles	1981-82
Alec McCulloch	1979
Ron Stasny	1968

- 33 -

Mo Wiley	2009-12
Josh Stirneman	2006-07
Justin Vaclavik	2003-05
Matt Hooper	1999-02
Scottie Scott	1997-98
AC Tim Peters	1995
Ricky Freeman	1992-94
James Wambach	1990-91
Brett Simpson	1987-89
Gary Wright	1983-84
Mike Bresin	1980-82
Alvin Ruben	1979

- 34 -

Kyle Survance	2013-
Kevin Peters	2010
John Touchton	2007-2009
Brian Temko	2005
Stuart Musslewhite	2002
Danny White	1995
Bryan Boyles	1993-94
Chris Tremie	1989-92
Lane Mallett	1988
Pete Valenzuela	1986-87
Trey South	1984
Stuart Stauffacher	1983
Mike Minturn	1982

- 35 -

Logan Piper	2012-13
David McClain	2008-09
Travis Mays	2003-04
Brad Dornak	1994-95
Brien Strelau	1992
David Hiers	1989, 1991
Pete Padia	1990

Anthony Young	1987
Ed Clark	1984-85
Scott Huntsman	1981

- 36 -

Austin Pruitt	2012-13
Tyler Magliolo	2011
James Conlee	2010
Carlos Reyes	2008-09
Sean McLemore	2005-07
Abe Arguello	1997
Clay Wiederhold	1996
David Hamilton	1994-95
Bobby O'Brien	1993
Derrick Dietrich	1990-92
Trey South	1983
Ricky Nixon	1980

- 37 -

Brady Latimer	2013
John Cannon	2009-12
Josh Aranda	2006
SAC Jared Grein	2003-04
Jared Grein	2001
Greg Runser	1998, 2000
Scott Keithley	1996-97
Brad Towns	1995
Shane Buteaux	1993-94
AC Mike Gardner	1992
Vaughn Eshelman	1990-91

- 38 -

Dylan Rucker	2013
Keegan Sanford	2012
M.P. Cokinos	2010-11
Barrett Bruce	2008
Jeremy Aranda	2006
Brian Henderson	2001
AC Mike Gardner	1993-94

- 39 -

Tanner Shifflett	2010
AC Kirk Blount	1999
Jason Schreiber	1996-97
Kirk Blount	1995
Ryan Walter	1994
Andy Thompson	1992

- 40 -

Jonathan Davis	2011-13
Alex Anastas	2010
Ryan Wagner	2002
Michael Reiss	2001
Jeremy Swindell	1997-98
Eric Woloson	1996
Brant Romero	1995
Chris Aguilar	1994
Jason Fojt	1993
Kenny Mayberry	1989

- 41 -

AC Kirk Blount	2004
Danny Zell	2002-03
Steven Reiss	2001
Jason Pekar	1998-00
Tommy Marik	1996-97
Josh Stewart	1994

- 42 -

Jacob Lueneburg	2012-
Eric Brooks	2010-2011
Frank Corolla	2009
Barry Laird	2006-2008
Matt Saucedo	2005
Clint Decuir	2003
Bruce Rios	1996-99
Billy Waid	1994

- 43 -

Casey Grayson	2012-13
Matt Creel	2010-11
Bryan Moore	1998-99
Danny Crawford	1996
Daryl Renfrow	1994

- 44 -

Price Jacobs	2012-13
Erik Pesek	2010
Donnie Joseph	2007-09
Cody Waller	2005
Brad Depoy	2004
Chris Klosterman	2001
J.P. Woodward	2000
Tyson Schweitzer	1999
Mark Manbeck	1996-97
SAC Jeff Wright	1994
Jeff Wright	1993

- 45 -

Michael Goodnight	2009-10
AC Abe Arguello	2008
Rob Johnson	2004
Bryan Harris	2000-03
Jayne Sperring	1998-99
Mark Barham	1994

- 46 -

Jeff Schneider	1994
----------------	------

- 47 -

Chris Haggard	1994
---------------	------

- 48 -

Chris Joseph	2005-07
Brandon Roznovsky	2004
Jarrod Bitter	1998-00
Jeff Hampton	1996-97

- 50 -

Brad Towns	1994
------------	------

- 85 -

HC Rayner Noble	2000-10
-----------------	---------

HOUSTON BASEBALL

THE LAST TIME...



A COUGAR PLAYER...

Hit 2+ HRs in a game:	2, Chris Wallace, at UAB (May 1, 2010) (Gm 1)
Hit 3+ HRs in a game:	3, Austin Gracey, at UTSA (April 13, 2010)
Two players hit 2+ home runs in a game:	Josh Stirneman and Matt Weston, vs. Tulane (April 7, 2006)
Hit a Grand Slam:	Caleb Barker (8th inn.), vs. Texas A&M-CC (March 8, 2013)
Led off an inning with a Home Run:	Jacob Campbell (2nd inn), vs. UAB (May 11, 2013)
Hit back-to-back home runs in a game:	Matt Murphy and Chris Wallace, 9th inn., off Trey Vice, UAB (May 1, 2010) (Gm 1)
Hit back-to-back-to-back home runs in a game:	Mickey House, Ross Goolsby and Woody Williams, vs. Texas Southern (March 29, 1988)
Hit a walk-off home run with UH trailing:	Brad Lincoln, vs. UTSA (Feb. 7, 2006)
	Note: UH trailed 10-8 in the bottom of the 10th inn.
Hit a walk-off home run with score tied:	Bryan Tully, vs. San Diego, (March 19, 2006)
	Note: Broke a 2-2 tie.
Hit an inside-the-park home run:	Brandon Caraway, at Louisville (March 20, 1999)
Hit a home run and earned a pitching win in same game:	Brad Lincoln, vs. Tulane (April 7, 2006)
Hit a home run and earned a pitching save in same game:	Matt Creel, at East Carolina (May 21, 2010)
Homered in consecutive games:	Austin Gracey, vs. UT Arlington (Feb. 19-20, 2011)
Homered in three consecutive games:	M.P. Cokinos, vs. Texas Tech (March 7, 2010); vs. Cal Poly (March 12-13, 2010)
Hit for the cycle:	Matt Weston, at McNeese State (April 11, 2006)
Had a pinch hit:	1B, Jacob Campbell, at Tulane (8th inn.) (May 4, 2013)
Had an extra-base, pinch hit:	2B, Michael Pyeatt, vs. Penn State (3rd inn.) (March 6, 2013)
Had a walk-off hit:	Landon Appling, vs. Tulane, (12th inn.) (May 11, 2012)
Had 6+ RBIs in a game:	6, Landon Appling, at Rice (May 4, 2012)
Had 5+ hits in a game:	5, Landon Appling, vs. Southern Miss (CUSA Champ) (May 24, 2012)
Had 2+ doubles in a game:	2, Caleb Barker, at Tulane (May 5, 2013)
Had 2+ triples in a game:	2, Frankie Ratcliff, vs. Rice (April 19, 2013)
Had 2+ hits in one inning:	2, Chase Jensen & Jacob Lueneburg, vs. SHSU (5th inn.) (March 13, 2012)
Scored 5+ runs in a game:	5, Hyung Cho, vs. Texas State (April 8, 2003)
Scored 2+ runs in one inning:	2, Chase Jensen, vs. SHSU (5th inn.) (March 13, 2012)
Stole 3+ bases in a game:	3, Taylor White, vs. UTSA (May 1, 2012)
Had 10+ total bases in a game:	12, Austin Gracey, vs. UTSA (April 13, 2010)
Received 2+ intentional walks in a game:	2, Casey Grayson, at Oklahoma State (March 17, 2012)
Reached safely in 10+ consecutive plate appearances:	12, Kevin Roberts, (vs. Saint Louis, 2-for-his-last-2, walk, May 8, 2005; at Texas A&M, 2-for-2, 2 walks, May 10, 2005; at Charlotte, 2-for-2, 3 walks, May 13, 2005)
Stole home:	Chase Jensen, at Southern Miss (March 24, 2012)
Had a straight steal of home:	Chase Jensen, at Southern Miss (March 24, 2012)
Threw a perfect game:	Matt Beech, at Louisiana Tech (Feb. 19, 1994), 7 inn.
Threw a no-hitter:	Matt Beech, at Louisiana Tech (Feb. 19, 1994), 7 inn.
Threw a one-hitter:	Austin Pruitt, at Texas State (Feb. 23, 2013)
Threw a combined one-hitter:	Danny Zell, Rickey Putman, Brett Cooley, at Pepperdine (Feb. 8, 2003)
Threw a two-hitter:	Jordan Lewis, at UAB (April 29, 2012)
Threw a combined two-hitter:	Jordan Lewis (7.0 inn.) & Mo Wiley (1.0 inn.), at UAB (April 29, 2012)
Threw a shutout:	Austin Pruitt, vs. Seton Hall (April 13, 2013)
Threw a combined shutout:	Daniel Poncedeleon (7 inn.), Dylan Rucker (2 inn.), vs. Texas A&M-CC (March 8, 2013)
Threw a complete game:	Austin Pruitt, at UCF (April 27, 2013)
Had 15+ strikeouts in a game:	15, Brad Lincoln, vs. Saint Louis (May 7, 2005)
Had 10+ strikeouts in a game:	12, Austin Pruitt, vs. Seton Hall (April 13, 2013)
Struck out four batters in an inning:	Ryan Vruggink & Matt Hernandez (6th inn.), at Texas (April 23, 2013)
Struck out the side (starter):	Aaron Garza, at Tulane (1st inn.) (May 5, 2013)
Struck out the side (reliever):	Ryan Bonnot, vs. Memphis (8th inn.) (May 17, 2012)
Struck out the side on nine pitches:	Ryan Wagner, vs. East Carolina, 11th inn. (March 14, 2003)
Struck out the side in back-to-back innings:	Mo Wiley, vs. Marshall 8th and 9th innings (April 20, 2012)
Had 2+ assists from the outfield:	2, Landon Appling, vs. Texas State (March 12, 2011)
Turned a triple play:	vs. Rice, Feb. 8, 1997; Ryan Ware (2B) to Scott Keithley (1B) to Shaun Skrehot (SS)
Hit into a triple play:	vs. Rice, April 16, 2003; With runners on first and second, UH's Hyung Cho hit line drive to Vincent Sinisi (1B) to Paul Janish (SS)
Hit into an unassisted double play:	L, 7-0, vs. Rice, With Austin Gracey on first base, Ryan Still lined out to first baseman J.T. Charquois who stepped on first base (March 29, 2011)
Turned an unassisted double play:	L, 3-7, with Erik Hempe on first, Chris Taladay lined out to Justin Montemayor who stepped on first base, at UCF (April 28, 2013)


A COUGAR TEAM...

Played a doubleheader:	W, 2-0; L 0-1, at Memphis (March 31, 2013)
Swept a C-USA doubleheader:	W, 16-11; W, 7-4 at UAB (May 1, 2010)
Was swept in a C-USA doubleheader:	L, 7-6; L, 8-3 at Charlotte (April 4, 1998)
Swept a doubleheader:	W, 7-5; 16-1 vs Delaware (February 18, 2012)
Was swept in a doubleheader:	L, 5-11; L, 1-8, vs. LSU (Feb. 27, 2005)
Was rained out (home):	vs. McNeese State (April 17, 2013)
Swept a C-USA series (home):	vs. East Carolina (March 22-24, 2013)
Swept a C-USA series (road):	at Tulane (April 1-3, 2011)
Was swept in a C-USA series (home):	vs Memphis (May 17-19, 2012)
Was swept in a C-USA series (road):	at UCF (April 26-28, 2013)
Swept a non-conference series (home):	vs Delaware (February 18-19, 2012)
Swept a non-conference series (road):	at Cal Poly (March 12-14, 2010)
Was swept in a non-conference series (home):	vs. TCU (April 9-11, 2010)
Was swept in a non-conference series (road):	at Texas Tech (April 13-15, 2012)
Run-ruled an opponent:	W, 15-4 (7 inn.), vs. Baylor (College Classic) (March 2, 2013)
Was run-ruled:	L, 1-11 (7 inn.), vs. Rice (April 21, 2013)
Won 10+ consecutive games:	10, March 10-24, 2013
Won 15+ consecutive games:	15, Feb. 13-March 11, 1985
Lost 5+ consecutive games:	6, April 20-28, 2013
Scored 8+ runs in an inning:	8 (1st inn.), W, 11-5, at McNeese State (May 7, 2013)
Allowed 8+ runs in an inning:	9 (2nd inn.), L, 3-15, vs. Memphis (May 17, 2012)
Scored 10+ runs in an inning:	10 (2nd inn.), W, 15-8, vs. Texas Tech (March 7, 2010)
Allowed 10+ runs in an inning:	13 (5th inn.), L, 2-17, at Southern Miss (March 24, 2012)
Scored 15+ runs in a game:	W, 15-5, vs. Penn State (March 6, 2013)
Allowed 15+ runs in a game:	L, 1-15, vs. Seton Hall (April 14, 2013)
Scored 20+ runs in a game:	W, 20-3, vs. UCF (March 28, 2010)
Allowed 20+ runs in a game:	L, 3-24, vs. Rice (May 27, 2010)
Allowed 10+ runs and won:	W, 16-11, vs. UAB (May 1, 2010) (Gm 1)
Batted around in an inning:	W, 9-4, vs. UAB (3rd inn.) (May 12, 2013)
Allowed opponent to bat around in an inning:	L, 1-11, vs. Rice (3rd inn.) (April 21, 2013)
Had a hit in every inning (9 inn.):	L, 1-7, at Texas Tech (April 14, 2012)
Allowed a hit in every inning (9 inn.):	L, 2-5, vs. Rice (May 8, 2011)
Had a hit in every inning (8 inn.):	W, 13-3, vs. New Orleans (March 15, 2013)
Allowed a hit in every inning (8 inn.):	L, 6-7, at Southern Miss (April 27, 2008)
Had 15+ hits in a game:	18-L, 13-19, at Marshall (April 5, 2013)
Allowed 15+ hits in a game:	18-L, 1-15, vs. Seton Hall (April 14, 2013)
Had 20+ hits in a game:	21-L, 17-15, vs. Texas State (March 12, 2011)
Allowed 20+ hits in a game:	21-L, 13-19, at Marshall (April 5, 2013)
Had 3+ home runs in an inning:	3, Stuart Musslewhite, Nick Bott, Brett Logan off Ryan Rafferty, Sam Houston State, 2nd inn. (April 27, 2004)
Lost on a walk-off homer:	L, 11-10, vs. Texas State, by Andrew Stumph, off Matt Creel, 9th inn. (March 13, 2011)
Allowed back-to-back home runs:	L, 4-15, Josh Ludy & Dan Evatt off Matt Hernandez (5th inn.), vs. Baylor (March 27, 2012)
Allowed back-to-back-to-back home runs:	L, 3-24, Jimmy Comerota, Michael Fuda, Steven Sultzbaugh off James Conlee (7th inn.), vs. Rice (May 27, 2010)
Allowed a leadoff home run:	W, 5-4 (10) (10th inn.), Dylan Brown off Chase Wellbrock (March 24, 2013)
Allowed back-to-back, leadoff home runs:	L, 24-3, Michael Fuda, Steven Sultzbaugh off James Conlee (7th inn.), vs. Rice (May 27, 2010)
Allowed a grand slam:	L, 9-1 (2nd inn.), Aaron Schultz, vs. TCU (March 27, 2011)
Allowed a pinch hit:	1B, W, 3-2 (7th inn.), Tim Yandel, at Tulane (May 5, 2013)
Allowed an extra-base pinch hit:	2B, W, 4-1, (9th inn.) vs. McNeese State, Taylor Drake (April 3, 2012)
Allowed a pinch-hit home run:	L, 4-7, vs. UCF; Ryan Breen (9th inn), off Taylor Hammack (March 26, 2010)
Allowed two hits to one player in one inning:	L, 2-17, at Southern Miss, Chase Fowler (5th inn.), off Chris Morales, Logan Piper (March 24, 2012)
Shutout an opponent:	W, 4-0, vs. Seton Hall (April 13, 2013)
Was shutout:	L, 0-4, at Texas (April 23, 2013)
Shutout consecutive opponents:	W, 3-0 (Missouri), W, 1-0 (Texas) (March 5-6, 2010)
Was shutout in consecutive games:	L, 0-8; L, 0-9, at. Ole Miss (March 9-10, 2012)
Was no-hit:	Jim Jacobsen, Oklahoma State, (March 20, 1972), 5 inn.
Was one-hit (individual):	Taylor Wall (9 inn.), vs. Rice (April 1, 2010)
Was one-hit (combined):	Wade Townsend (7 inn.), Colin Matheny (1 inn.), David Aardsma (1 inn.), at Rice (April 1, 2003)
Was two-hit (individual):	Austin Kubitzka (7.0 inn.), vs. Rice (April 20, 2013)
Was two-hit (combined):	Aaron Blair (8.0 inn.) & Josh King (1.0), at Marshall (April 6, 2013)
Was struck out 10+ times by one pitcher:	10, Austin Kubitzka, vs. Rice (April 20, 2013)
Allowed two home runs to one player:	L, 3-9, by Jonathan Gonzales, vs. Texas A&M-CC off Austin Pruitt and Chase Wellbrock (March 9, 2013)
Allowed three home runs to one player:	L, 10-1, by Nathan Southard, vs. Tulane, off Brad Lincoln, C-USA Tournament (Hattiesburg, Miss) (May 28, 2005)



HOUSTON BASEBALL

RETIRED JERSEYS



DOUG DRABEK


Pitcher • 1981-83
Victoria, Texas

Retired Nov. 4, 1996
Hall of Honor • 2000

- Finished as the school career record holder in wins (27) and single-season victories (12).
- Continues to rank among the Cougars' single-season leaders in wins, winning percentage and complete games.
- Is one of only seven Cougar pitchers to throw a no-hitter, accomplishing the feat at Louisiana-Lafayette on March 6, 1983.
- Was the first UH pitcher and is one of only two Cougar hurlers to toss a no-hitter on the road.
- Became the first Cougar baseball player to have his jersey number retired.
- Was honored by the University with its Distinguished Alumni Award in 1996.
- Was officially inducted into the UH Athletics Hall of Honor in the fall of 2000.
- Played 13 years at the Major League level for the New York Yankees, Pittsburgh Pirates, Houston Astros, Chicago White Sox and Baltimore Orioles.
- Received the 1990 Cy Young Award as the finest pitcher in the National League.
- Named to the 1994 National League All-Star Team.
- Won more than 145 games as a Major League pitcher.
- Helped lead the Pittsburgh Pirates to three consecutive appearances in the National League Championship Series from 1990-92.

DRABEK'S CAREER STATISTICS

Year	G-GS	W-L	ERA	K	IP
1981	16-12	5-3	3.26	33	77.1
1982	24-14	10-5	3.80	59	97.0
1983	16-15	12-3	3.43	67	94.1
Totals	56-41	27-11	3.52	159	268.2



TOM PACIOREK


Outfield • 1966-68
Detroit, Mich.

Retired Nov. 17, 1997
Hall of Honor • 1978

- Considered one of the best all-around athletes in UH history.
- An outfielder who became the first First-Team All-American in school history.
- Led the baseball team to the championship game of the 1967 College World Series by hitting .435 with 10 home runs in 32 games played.
- One of only three Cougars to be named to the NCAA College World Series All-Tournament Team.
- More than 35 years after his final game as a Cougar, his single-season batting average of .435 in 1967 remains the best in school history.
- Finished his collegiate career with seven single-season school records and 10 career marks.
- Was selected in the professional drafts of both baseball by the Los Angeles Dodgers and football by the Miami Dolphins in 1968.
- In 1970, he became the first Cougar to play in the Major Leagues, where he spent a total of 16 seasons.
- Honored in 1981 as a Major League All-Star.
- Played at the Major League level with the Los Angeles Dodgers, Atlanta Braves, Seattle Mariners, Chicago White Sox, New York Mets and Texas Rangers.
- Following his Major League playing days, worked as a color analyst with the Chicago White Sox, Seattle Mariners and Atlanta Braves.

PACIOREK'S CAREER STATISTICS

Year	G	AVG	AB	R	H	HR	RBI
1966	30	.311	106	27	33	4	21
1967	32	.435	131	30	57	10	29
1968	32	.364	110	30	40	6	20
Totals	94	.375	347	87	130	20	70



ROLAN WALTON

Shortstop • 1948-51
Head Coach • 1975-86
Houston, Texas

Retired Nov. 9, 1998
Hall of Honor • 2006

- Synonymous with winning baseball at the University of Houston.
- Was a 1952 UH graduate.
- Was the baseball team's first Most Valuable Player honoree in 1951.
- Batted .300 or better in each of his three seasons at shortstop while helping lead the Cougars to two league championships.
- Played professional baseball in the Boston Red Sox organization.
- Returned to his alma mater as the head baseball coach in 1975.
- In 12 years of head coaching Walton's teams compiled 378 wins.
- Was twice named the SWC Coach of the Year and two teams were ranked No. 2 in the nation.

WALTON'S CAREER PLAYING STATISTICS

Year	G	AVG	AB	R	H	HR	RBI
1947	8	.333	24	4	8	---	---
1948	15	.354	48	10	17	---	---
1949	Did not play						
1950	16	.288	52	9	15	---	---
1951	22	.333	87	0	29	---	---
Totals	61	.327	211	37	69	---	---

WALTON'S CAREER COACHING STATISTICS

Year	Overall		Conference	
	Record	Pct.	Record	Pct.
1975	18-25	.419	8-16	.333
1976	31-15	.674	16-8	.667
1977	27-17-1	.611	11-12-1	.479
1978	30-21	.588	14-10	.583
1979	27-17	.614	11-13	.458
1980	17-28-1	.380	6-17-1	.271
1981	32-20-1	.613	11-9-1	.548
1982	42-14-2	.741	13-6	.684
1983	43-15	.741	13-8	.619
1984	32-23	.582	6-15	.286
1985	44-17	.721	12-9	.571
1986	35-23	.603	8-13	.381
Totals	378-235-5	.616	129-136-3	.487

#16

#22

#6



1953

PLAYERS

3	Doug Osburn	INF	So.	Houston, Texas
4	Jackie Reed	INF	Sr.	Houston, Texas
7	Carlton Hanta	INF	Jr.	Honolulu, Hawai'i
8	Foy Boyd	OF	Jr.	El Paso, Texas
8	Frankie Peters	C	So.	Houston, Texas
9	Gene Russell	OF	Sr.	Houston, Texas
11	Claude Arrington	C	Jr.	Freeport, Texas
12	John Dean	OF	So.	Dallas, Texas
13	Ronnie Zeller	P	So.	Galveston, Texas
14	Billy Savarino	INF	So.	Houston, Texas
15	Allen Shipley	OF	So.	Houston, Texas
18	Bobby Clatterbuck	P	Jr.	San Angelo, Texas
20	Ken Lile	P	So.	Houston, Texas
22	Bobby Vickers	P	Sr.	Houston, Texas

HEAD COACH

Lovette Hill

RESULTS

vs. Baylor	L 3-4	vs. Oklahoma St.*	L 4-6
vs. Baylor	L 6-11	vs. Oklahoma St.*	W 3-2
vs. Sam Houston St.	L 2-4	vs. Texas A&M	W 3-2
vs. Lamar	W 12-2	vs. Detroit*	W 6-3
vs. Texas A&M	L 3-5	vs. Detroit*	W 10-2
vs. Minnesota	L 2-6	vs. Oklahoma%	L 4-7
vs. Minnesota	L 4-5	vs. Oklahoma%	W 8-7
vs. UL Lafayette	W 5-4	vs. Oklahoma%	W 5-3
vs. UL Lafayette	W 13-6	vs. Boston College#	L 1-4
vs. UL Lafayette	W 7-4	vs. Stanford	L 6-7
vs. Wichita State*	W 10-3		
vs. Wichita State*	W 9-4	% – NCAA District 5 Playoffs	
vs. Lamar	W 6-4	(Houston, Texas)	
vs. Sam Houston St.	W 10-7	# – NCAA College World	
vs. Tulsa*	L 6-8	Series (Omaha, Neb.)	
vs. Tulsa*	W 18-14		



Front Row: Carlton Hanta, Jackie Reed, Doug Osburn, Ronnie Zeller, Gene Russell and Head Coach Lovette Hill. **Middle Row:** Claude Arrington, Bobby Vickers, Allen Shipley, Mike Jezierski and John Dean. **Back Row:** Ken Lile, Bobby Clatterbuck, Foy Boyd and Billy Savarino

Season Summary

Only seven years after the Cougar Baseball program was first established, UH made its impact felt in the college baseball world by advancing to the NCAA College World Series in Omaha, Neb.

However, it did not look good for the Cougars at the start of the season. UH dropped six of its first seven games. Fortunately, the team rebounded nicely to win 12 of its last 14 regular-season games, including seven straight during one stretch.

But even after their winning ways, it took a flip of a coin for UH to advance to the Missouri Valley Conference playoffs. Rainouts had caused cancellations of doubleheaders against Oklahoma A&M and Tulsa with all three teams in a tie for the MVC Western Division lead.

Since it was too late to hold a three-team playoff to see who would meet Detroit -- the MVC Eastern Division winner -- representatives from the three schools met at the conference office in St. Louis. On the first coin flip, Tulsa was eliminated. On the next flip, UH's representative called tails, and tails it was.

The Cougars would win two straight games against Detroit and advance to the district playoffs.

In the NCAA District 5 Playoffs, the Cougars appeared to be doomed again after falling 7-4 in the first game against Oklahoma. But again, the comeback Cougars rallied to win the last two games, 8-7 and 5-3, to advance to college baseball's promised land.

At Rosenblatt Stadium, the Cougars fell to Boston College (4-1) and Stanford (7-6) to cap their season. However, that squad laid a solid foundation on which future UH teams would build NCAA postseason excellence.

Team Leaders

- SS **Carlton Hanta** – .362 (30-for-83)
- INF **Jack Reed** – .305 (29-for-95)
- 3B **Doug Osburn** – .303 (30-for-99)
- LF **Allen Shipley** – .302 (29-for-96)
- OF **Gene Russell** – .295 (18-for-61)

Notes

- Shortstop **Carlton Hanta** became the first player in UH history to be honored as an All-America, garnering Third Team honors.



HOUSTON BASEBALL

COLLEGE WORLD SERIES TEAM

1967

PLAYERS

1	Van Smith	P	Sr.	Calesburg, Ill.
2	Trey Williams	UTIL	So.	Houston, Texas
4	Ronnie Baker	2B	Jr.	Amarillo, Texas
5	G.J. Cantu	3B	Sr.	Houston, Texas
6	Wayne Hill	P/3B	Jr.	Houston, Texas
9	Ike Lucas	OF	Sr.	Houston, Texas
10	Chico Silman	C	So.	Houston, Texas
11	Larry Strelau	C	Jr.	Houston, Texas
12	Art Toombs	SS	So.	Houston, Texas
13	Phil Rose	C/OF	So.	Houston, Texas
14	Wayne Westphal	UTIL	Jr.	Houston, Texas
15	Bo Burris	OF	Sr.	Lake Jackson, Texas
16	Carroll Moore	P	Sr.	Tahlequah, Okla.
17	Bubba Hill	P	So.	Houston, Texas
18	Ron Stasny	P	So.	Houston, Texas
19	Rick Brewer	P	Sr.	Pasadena, Texas
20	Larry Satcher	1B/P	Jr.	San Antonio, Texas
21	Jim Sparkman	P	So.	El Campo, Texas
22	Tom Paciorek	OF	Jr.	Detroit, Mich.
23	Ken Hebert	1B	Jr.	Pampa, Texas

HEAD COACH

Lovette Hill

RESULTS

vs. Nicholls State	W	5-2	vs. Sam Houston St.	L	0-3
vs. Nicholls State	L	2-6	vs. Texas Lutheran	W	3-1
vs. St. Mary's	W	9-7	vs. Houston Baptist	W	6-3
vs. Lamar	W	10-4	vs. Houston Baptist	W	5-0
vs. Lamar	W	12-2	vs. Sam Houston St.	W	1-0
at Baylor	W	4-2	vs. Texas%	W	11-8
at Baylor	L	7-8	vs. Texas%	L	1-5
OKLAHOMA ST.	W	5-4	vs. Texas%	W	4-3
OKLAHOMA ST.	L	5-6	vs. Stanford&	L	1-12
NEBRASKA	L	2-16	vs. Ohio State	W	7-6
NEBRASKA	W	6-3	vs. Boston College	W	3-2
OKLAHOMA ST.	W	4-1	vs. Arizona State	W	3-0
NEBRASKA	W	7-4	vs. Arizona State	L	2-11
at St. Mary's	W	10-1			
at Texas Lutheran	L	2-5	% - NCAA District 6 Playoffs		
at Texas A&M	L	4-6	(Austin, Texas)		
at Texas A&M	L	1-2	# - NCAA College World Series		
vs. St. Thomas	W	12-1	(Omaha, Neb.)		
vs. St. Thomas	W	4-3			

NCAA COLLEGE WORLD SERIES

ALL-TOURNAMENT TEAM

P	Gary Gentry	Arizona State
P	Q.V. Lowe	Auburn
C	Ron Davini	Arizona State
1B	Mark Marquess	Stanford
2B	Dick Swan	Stanford
3B	Dave Grangaard	Arizona State
SS	Jack Lind	Arizona State
OF	Ike Lucas	Houston
OF	Tom Paciorek	Houston
OF	Scott Reid	Arizona State

Most Outstanding Player: Ron Davini, Arizona State



Front Row: Van Smith, Art Toombs, Trey Williams, G.J. Cantu, Ron Baker, Ike Lucas, Larry Strelau and Bubba Hill. **Middle Row:** Rick Brewer, Larry Satcher, Chico Silman, Wayne Hill, Phil Rose, Bo Burris, Carroll Moore and Ken Hebert. **Back Row:** Athletic Trainer Tom Wilson, Ron Stasny, Jim Sparkman, Wayne Westphal, Tom Paciorek and Head Coach Lovette Hill.

Season Summary

Fourteen years after making their first visit to the NCAA College World Series, the Cougars returned in 1967 and made an indelible mark in school history.

The Cougars started the season out well enough, winning 10 of their first 14 games. After a tough stretch midway through the year against Texas Lutheran and Texas A&M, the team rebounded and won six of its last seven games to set up a showdown against Texas in the NCAA District 6 Playoffs.

The Cougars and Longhorns split the first two games, setting up a third and deciding Game Three. Texas appeared to have all the momentum, taking a 3-0 lead into the top of the ninth inning. Just before the UH leadoff batter stepped into the batter's box, the Texas public address announcer informed the crowd that UT head coach Bibb Falk would be resigning at the end of the season. That sent the Texas crowd into a wave of hysteria that would last for 15 more minutes.

Once the game resumed, the Cougars assembled an amazing four-run rally and then held off Texas in the bottom of the frame to return to the NCAA College World Series.

After being thumped by Stanford 12-1 in the opening game of the World Series, the Cougars reeled off three straight wins over Ohio State, Boston College and Arizona State to set up the deciding game against ASU for the national championship. Unfortunately, the Sun Devils would get the better of the Cougars 11-2, but UH capped the year with a No. 2 ranking in the polls, the highest-ever finish by a Cougar team in a final poll.

Team Leaders

- OF **Tom Paciorek** - .435 (57-for-131), 6 doubles, 4 triples, 10 HR, 29 RBIs.
- 1B **Ken Hebert** - .345 (40-for-116), 7 doubles, 4 HR, 18 RBIs
- 3B **G.J. Cantu** - .341 (42-for-123), 3 doubles, 4 triples, 3 HR, 24 RBIs.
- P **Rick Brewer** - 4-0, 1.80 ERA, 29 K, 40.0 IP
- P **Bubba Hill** - 6-0, 2.29 ERA, 46 K, 59.0 IP

Notes

- Outfielders **Tom Paciorek** and **Ike Lucas** and second baseman **Ron Baker** were named to the NCAA College World Series All-Tournament Team.
- By batting .435 (57-for-131), Paciorek set a UH single-season batting average record that continues to stand, entering this season.



18 BRAD LINCOLN

Clute, Texas

3L

RHP/INF

6-0 | 200 | L-R

- 2006 Dick Howser Trophy Winner
- 2006 Brooks Wallace Award Winner
- 2006 ABCA/Rawlings Player of the Year
- 2006 Rivals.com National Player of the Year
- 2006 MLB Draft Selection (Pittsburgh Pirates, 1st Round, No. 4 Overall)
- 2006 Consensus All-America First Team (Utility)
- 2006 Roger Clemens Award Finalist
- 2006 NCBWA District VII Player of the Year
- 2006 ABCA All-South Central Region First Team (SP)
- 2006 Conference USA Co-Male Athlete of the Year
- 2006 Conference USA Pitcher of the Year
- 2006 Conference USA All-Tournament Team (DH)
- 2006 All-Conference USA First Team (SP)
- 2006 All-Conference USA First Team (DH/UTL)
- 2005 and 2006 Silver Glove All-Series Team
- 2006 Houston College Classic Most Outstanding Player
- 2005 and 2006 Houston College Classic All-Tournament Team
- 2004 C-USA All-Freshmen Team
- Pro-Line Cap National Pitcher of the Week (May 16, 2006 and May 10, 2005)
- Five-Time C-USA Pitcher of the Week recipient

JUNIOR (2006)

First player in both UH and Conference USA history to be named a baseball national player of the year... Enjoyed one of the nation's finest seasons on the mound and emerged as possibly the greatest two-way player in school history... Became the first player in both UH and Conference USA history to be taken in the Top 10 picks of the annual amateur draft, being selected at No. 4 overall by the Pittsburgh Pirates... Led all UH pitchers in ERA (1.69), wins (12), complete games (3), shutouts (2), innings pitched (127.2), strikeouts (152) and opposing batting average (.198)... Strikeout total was the third best in UH single-season history and pushed him into third place on the career charts with 293 punchouts... Recorded at least seven strikeouts in each of his first 10 starts and in 15 of 17 total starts... Was just as dangerous at the plate, finishing with 14 home runs and a team-best 53 RBIs... Ranked among the C-USA individual leaders in five of the six Triple Crown categories (batting average was the lone exception)... Joined Woody Williams as the only players in school history to hit a home run and earn a win on the mound in the same game twice in one season... First accomplished that feat in the series opener at UC Irvine... Duplicated that effort during the series opener against No. 18 Tulane... Had an all-around day against Texas-San Antonio during the season opener... Made his second consecutive Opening Day start against the Roadrunners... Allowed only two hits with seven strikeouts in five innings on the mound... Went 2-for-6 with two runs and a game-high four RBIs at the plate as the DH... Blasted a three-run, walk-off homer in the bottom of the 10th inning to lift the Cougars to the win... Struck out nine while scattering five hits in seven shutout innings to lead UH to its only win at the Houston College Classic over Texas Tech on the way to being named Most Outstanding Player... Struck out nine with only five hits allowed in tossing a shutout win at No. 1 Rice in the series opener... Honored as the Pro-Line Cap National Pitcher of the Week and C-USA Pitcher of the Week following that performance. **C-USA Tournament:** Named to the All-Tournament Team... Went 2-for-5 with a double and solo home run against Marshall... Held East Carolina to only one run off four hits with six strikeouts in eight innings... Retired 16 of the last 18 batters that he faced and allowed only two baserunners during his final five innings... Helped his own cause at the plate, batting 2-for-4 with a run against the Pirates... Went 2-for-5 with a solo home run against No. 11 Tulane to help lead the Cougars to the championship game. **NCAA Norman Regional:** Went 2-for-3 and scored the lone run in the opener against No. 30 Wichita State... Teamed with Matt Weston to hit back-to-back homers at No. 13 Oklahoma.

SUMMER 2005

Named to the Cape Cod League All-Star Game as a starter while playing for the Bourne Braves... Named to the All-Cape Cod League Team as a utility player... Blasted six home runs with 25 RBIs with a 3-1 record, 1.32 ERA and 56 strikeouts in 54.0 innings... Received the Manny Robello 10th Player Award... Helped lead Bourne to the West Division championship.

SOPHOMORE (2005)

Was a regular contributor at the plate and on the mound... Appeared in all but one game while finishing second on the team with 52 RBIs and seven home runs... One of only seven players in school history to throw more than 100 strikeouts in a season... Led all hurlers with 102.0 innings pitched and two complete games and finished third with four wins and a 4.76 ERA... Second on the team with 293 putouts while spending most of his time at first base... Struck out 15 SLU batters in 10 innings of work to set new career highs in both categories... Retired 22 of the last 23 batters that he faced and struck out two batters in five of the first six innings against the Billikens... Teamed with Justin Vaclavik to set new UH and C-USA single-game records with 21 strikeouts... Was honored as the Pro-Line Cap National Pitcher of the Week and the C-USA Pitcher of the Week... **C-USA Tournament:** Led all players with three RBIs against East Carolina during the first round... Scored a pair of runs against UAB... Blasted a solo homer against No. 1 Tulane during the semifinals.

FRESHMAN (2004)

Appeared on the mound and at first base for the Cougars... Finished fourth on the staff with three wins and 10 starts... Made his collegiate debut against nationally-ranked Texas at the Minute Maid Park College Classic... Earned his first collegiate win with an impressive showing against nationally ranked Long Beach State in that series finale... Allowed only one hit and struck out five through five innings against the Dirtbags... Tossed a five-hit shutout at UAB in the middle game of that series... Struck out four and allowed only one UAB baserunner beyond first base in the entire game. **C-USA Tournament:** Allowed only one run with three strikeouts in six innings against TCU in the first game of the C-USA Tournament semifinals... Threw two shutout innings of relief against TCU in the first round.

PERSONAL

Full name is Brad Eric Lincoln... Born on May 25, 1985, in Lake Jackson, Texas... Son of John and Cheryl Lincoln... Majored in sports administration.

Lincoln's Career Pitching Statistics

Year	G-GS	W-L	ERA	SV	CG	ShO	IP	H	R	ER	BB	SO
2004	12-10	3-2	4.29	0	1	1	56.2	60	28	27	19	35
2005	18-16	4-7	4.76	0	2	0	102.0	124	71	54	25	106
2006	17-17	12-2	1.69	0	3	2	127.2	91	29	24	32	152
Totals	47-43	19-11	3.30	0	6	3	286.1	275	128	105	76	293

Lincoln's Career Hitting Statistics

Year	G-GS	AB	R	H	AVG	2B	3B	HR	RBI	BB	SO	SB-A
2004	20-16	21	1	7	.333	1	0	0	1	7	5	1-1
2005	57-57	208	36	70	.337	15	1	7	52	29	41	2-2
2006	61-61	224	35	66	.295	12	0	14	53	24	41	5-6
Totals	138-134	453	72	143	.316	28	1	21	106	60	87	8-9



Brad Lincoln accepts the Dick Howser Trophy from St. Petersburg Area Chamber of Commerce president with David Feaster (left) and UH head coach Rayner Noble. It was the first of five national player of the year awards that Lincoln received in 2006.




HOUSTON BASEBALL

YEAR-BY-YEAR RESULTS

* - indicates Conference game
 # - indicates opponent's national ranking
 #NA - indicates opponent was nationally ranked but exact ranking is unknown

Rankings to far left indicate Houston's highest national ranking

Home games listed in **Bold**




NED THOMPSON
1947
1-5 (.167)

1947 (1-5)

Coach Ned Thompson

Stephen F. Austin	L	10-11
Stephen F. Austin	L	8-9
Trinity	W	9-8
Trinity	L	3-8
Sam Houston State	L	0-3
Sam Houston State	L	7-8




DALTON ALBERT
1948
4-7-1 (.375)

1948 (4-7-1, 2-6 LSC)

Coach Dalton Albert

Rice	W	10-5
Louisiana-Lafayette	W	4-3
Texas-Pan American	L	2-12
* Sam Houston State	L	7-8
* Trinity	L	12-13
Texas-Pan American	T	5-5
* East Texas State	W	15-5
* Stephen F. Austin	W	15-9
* Sam Houston State	L	6-7
* Trinity	L	2-6
* East Texas State	L	2-4
* Stephen F. Austin	L	4-5



BILL LUTZ
1949
7-9 (.438)

1949 (7-9)

Coach Bill Lutz

Texas A&M	L	0-6
Rice	W	5-3
Rice	W	2-1
Texas A&M	L	0-7
East Texas State	W	11-7
Hardin-Simmons	L	7-16
Stephen F. Austin	L	3-12
Louisiana-Lafayette	L	7-8
Louisiana-Lafayette	W	6-5
Brooke Army Medical	L	9-10
Stephen F. Austin	L	4-10
Sam Houston State	L	2-4
St. Thomas	W	11-5
Hardin-Simmons	W	2-1
St. Thomas	W	20-4
Sam Houston State	L	0-2



LOVETTE HILL
1950-74
343-325-5 (.515)

1950 (10-6, 4-0 MCC)

Coach Lovette Hill GulfCoast Conference Champions

Texas A&M	L	4-7
Texas A&M	L	4-8
* St. Thomas	W	7-3
Stephen F. Austin	L	7-8
* Louisiana-Lafayette	W	7-3
* Louisiana-Lafayette	W	6-5
* St. Thomas	W	9-6
Stephen F. Austin	W	8-1
Midwestern State	W	16-1
Midwestern State	W	14-3
Galveston Beach Club	W	7-6
Sam Houston State	L	2-3
Midwestern State	W	4-2
Midwestern State	W	5-2
Victoria Rosebuds	L	2-5
Sam Houston State	L	2-5

1951 (16-8, 5-1 MVC)

Coach Lovette Hill Missouri Valley Conference Champions NCAA District Playoffs

M9	at Baylor	W	5-3
M10	at Baylor	L	4-6
M14	at Texas A&M	L	1-3
M17	Texas A&M	W	7-3
M20	at Northwestern State	W	7-2
M21	at Northwestern State	W	1-0
M24	Louisiana-Lafayette	L	5-6
M30	* Tulsa	W	3-0
M31	* Tulsa	L	1-4
A6	* Oklahoma State	W	2-1
A7	* Oklahoma State	W	1-0
A10	Corpus Naval Station	W	9-3
A11	Corpus Naval Station	W	7-6
A14	# vs. Sam Houston St.	W	4-0
A18	at Sam Houston State	W	9-4
A20	at Brooke Army Medical	L	6-7
A21	at Brooke Army Medical	L	0-7
A28	# vs. Shell Oil	W	8-3
My4	* at Wichita State	W	5-0
My5	* at Wichita State	W	21-4

MVC Championships – Tulsa, Okla.

Bradley	W	9-8
Bradley	W	11-2

NCAA District Playoffs – Norman, Okla.

Oklahoma	L	2-5
Oklahoma	L	5-6

– Played in Pasadena, Texas

1952 (11-6, 4-2 MVC)

Coach Lovette Hill

Ohio State	W	10-5	
Ohio State	W	10-7	
Sam Houston State	W	11-4	
Lamar	L	3-7	
Sam Houston State	W	13-1	
Texas A&M	L	6-7	
Texas A&M	W	18-5	
* Wichita State	W	6-0	
* Wichita State	W	11-0	
Sam Houston State	L	0-3	
M7	Oklahoma State	W	11-4
M8	Oklahoma State	L	3-14
* Tulsa	W	15-6	
* Tulsa	W	7-5	

Oklahoma State	W	7-5
* Saint Louis	L	0-3
* Saint Louis	L	2-4

1953 (15-11, 6-2 MVC)

Coach Lovette Hill NCAA College World Series NCAA District 5 Champions Missouri Valley Conference Champions

M9	Baylor	L	3-4
M10	Baylor	L	6-11
M13	Sam Houston State	L	2-4
M18	Lamar	W	12-2
M23	Texas A&M	L	3-5
M25	Minnesota	L	2-6
M26	Minnesota	L	4-5
A2	Louisiana-Lafayette	W	5-4
A3	Louisiana-Lafayette	W	13-6
A4	Louisiana-Lafayette	W	7-4
A10	* Wichita State	W	10-3
A10	* Wichita State	W	9-4
A14	Lamar	W	6-4
A20	Sam Houston State	W	10-7
My1	* Tulsa	L	6-8
My2	* Tulsa	W	18-14
My8	* Oklahoma State	L	4-6
My9	* Oklahoma State	W	3-2
My12	Texas A&M	W	3-2
My22	* Detroit	W	6-3
My22	* Detroit	W	10-2

NCAA District 5 Playoffs

My26	Oklahoma	L	4-7
My27	Oklahoma	W	8-7
My27	Oklahoma	W	5-3

NCAA College World Series – Omaha, Neb.

J11	Boston College	L	1-4
J12	Stanford	L	6-7

1954 (12-11, 4-5 MVC WEST)

Coach Lovette Hill

Baylor	W	5-4	
Baylor	L	5-8	
Texas A&M	L	4-8	
Sul Ross State	W	6-5	
Sul Ross State	L	3-5	
Minnesota	W	4-1	
Minnesota	W	8-4	
Sam Houston State	W	2-1	
Texas Lutheran	L	4-15	
Texas Lutheran	W	5-3	
Texas A&M	W	14-0	
A12	Nebraska	L	2-3
A13	Nebraska	L	2-3
* Wichita State	W	19-1	
* Wichita State	L	1-2	
* Wichita State	W	20-2	
A23	* Oklahoma State	W	14-4
A24	* Oklahoma State	L	0-11
A24	* Oklahoma State	L	7-11
Sam Houston State	W	5-1	
* Tulsa	L	2-4	
* Tulsa	W	6-2	
* Tulsa	L	2-4	

1955 (6-13, 3-5 MVC WEST)

Coach Lovette Hill

Texas A&M	L	0-7	
Baylor	L	3-5	
Baylor	W	5-2	
Texas A&M	L	2-3	
Minnesota	L	1-2	
Sam Houston State	W	7-1	
Sam Houston State	L	4-16	
A4	Nebraska	L	4-8
A5	Nebraska	W	7-2
* Wichita State	W	11-5	

* Wichita State	L	1-2	
* Wichita State	W	5-0	
Texas Lutheran	L	3-7	
* Tulsa	W	6-0	
* Tulsa	L	5-8	
* Tulsa	L	6-8	
Texas Lutheran	L	0-2	
My13	* Oklahoma State	L	2-10
My14	* Oklahoma State	L	5-8

1956 (14-10, 5-6 MVC WEST)

Coach Lovette Hill

Texas A&M	L	6-7	
Baylor	W	6-4	
Baylor	L	7-8	
Texas A&M	W	10-3	
M20	Oklahoma State	L	5-6
M21	Oklahoma State	W	1-0
Minnesota	L	2-5	
Minnesota	W	6-4	
M26	Nebraska	W	3-2
M27	Nebraska	W	6-1
Sam Houston State	W	6-4	
Sam Houston State	W	3-1	
Sam Houston State	L	0-6	
* Wichita State	L	5-7	
* Wichita State	W	10-1	
* Wichita State	W	11-1	
A20	* Oklahoma State	L	2-17
A21	* Oklahoma State	W	17-16
A21	* Oklahoma State	L	2-3
* Tulsa	L	2-3	
* Tulsa	W	3-1	
* Tulsa	W	5-4	
Texas Lutheran	L	4-5	
Texas Lutheran	W	3-2	

1957 (6-11-1, 4-3 MVC WEST)

Coach Lovette Hill

Texas A&M	W	5-3	
Baylor	L	5-12	
Baylor	L	6-13	
Sul Ross State	L	3-6	
M25	Oklahoma State	L	12-13
M26	Oklahoma State	L	6-9
Minnesota	L	4-5	
Minnesota	T	4-4	
Sam Houston State	L	1-2	
Sam Houston State	L	2-7	
Sam Houston State	W	8-4	
* Wichita State	W	6-0	
* Wichita State	W	1-0	
* Wichita State	L	1-2	
A26	* Oklahoma State	L	4-15
A26	* Oklahoma State	W	3-1
A27	* Oklahoma State	W	8-1
* Tulsa	L	3-6	

1958 (11-13, 6-3 MVC WEST)

Coach Lovette Hill

NCAA District 5 Playoffs			
at Texas A&M			
	L	0-4	
M8	Baylor	W	9-7
M14	at Baylor	W	10-7
Minnesota	L	0-3	
Minnesota	L	3-10	
M31	Nebraska	L	0-6
A1	Nebraska	L	3-4
Kansas	W	7-6	
Kansas	L	3-4	
at St. Mary's (Texas)			
	L	2-3	
at St. Mary's (Texas)			
	L	1-	
at Sam Houston State			
	L	0-12	
at Sam Houston State			
	W	2-0	
at Sam Houston State			
	W	3-	
* Tulsa	W	7-0	
* Tulsa	W	4-0	



* Tulsa	W	12-1
* at Wichita State	W	5-0
* at Wichita State	W	1-0
* at Wichita State	L	3-4
* Cincinnati	L	3-5
* Cincinnati	W	4-1
* Cincinnati	L	1-3

NCAA District 5 Playoffs

My30 at Texas	L	2-3
---------------	---	-----

1959 (7-14, 4-2 MVC WEST)

Coach Lovette Hill
Missouri Valley Conference
West Division Champions

Texas A&M	L	2-7
M7 Baylor	W	3-0
M17 Baylor	L	2-9
Texas A&M	L	3-12
M20 Oklahoma State	L	2-7
M21 Oklahoma State	L	4-7
M25 Nebraska	W	5-2
M26 Nebraska	L	6-12
Minnesota	L	6-9
Sam Houston State	L	2-3
Sam Houston State	L	2-5
* Tulsa	W	20-13
* Tulsa	L	5-7
* Tulsa	W	9-0
Texas Lutheran	L	3-4
* Wichita State	W	5-1
* Wichita State	W	
* Wichita State	L	2-5

MVC Playoffs

Bradley	W	2-1
Bradley	L	8-1
Bradley	L	0-6

1960 (12-11, 5-1 MVC WEST)

Coach Lovette Hill
NCAA District 5 Playoffs
NCAA Regional
Missouri Valley Conference Champions
MVC West Division Champions

Texas A&M	W	5-2
Minnesota	W	5-4
Minnesota	L	1-5
A1 Oklahoma State	W	4-0
A2 Oklahoma State	L	0-1
at Texas Lutheran	L	2-6
at Texas Lutheran	L	1-4
at Texas Lutheran	L	9-10
at Sam Houston State	L	0-10
at Sam Houston State	L	1-5
at Sam Houston State	W	5-0
* at Tulsa %	W	9-0
* at Tulsa %	W	9-0
* at Tulsa %	W	9-0
Sam Houston State	L	4-6
at Sam Houston State	W	4-2
* at Wichita State	W	5-3
* at Wichita State	L	4-11
* at Wichita State	W	3-1
Cincinnati	W	5-2

NCAA District 5 Playoffs

My31 at Texas	W	4-2
---------------	---	-----

NCAA Regional

J2 at Arizona	L	3-4
J3 at Arizona	L	4-6

% - Games with Tulsa are forfeits.

1961 (4-11)

Coach Lovette Hill

Minnesota	L	0-8
Minnesota	L	1-6
M27 Oklahoma State	L	0-2
M28 Oklahoma State	L	4-7

M31 Nebraska	L	3-5
Texas A&M	L	6-10
Trinity	L	6-11
at Sam Houston State	L	1-6
at Sam Houston State	L	8-9
at St. Mary's (Texas)	L	5-6
Sam Houston State	W	1-0
Texas Lutheran	W	10-0
at Texas Lutheran	W	6-5
Nicholls State	W	4-2
Nicholls State	L	2-3

1962 (16-6)

Coach Lovette Hill

at Sam Houston State	L	5-6
at Sam Houston State	L	8-13
St. Mary's	W	4-0
M28 Oklahoma State	W	2-0
M29 Oklahoma State	W	1-0
Kansas	W	5-4
Kansas	L	1-9
Sam Houston State	W	4-1
Sam Houston State	L	0-7
at St. Mary's (Texas)	W	6-1
at Texas Lutheran	L	1-2
Corpus Christi	W	6-5
Corpus Christi	W	3-0
at Nicholls State	W	4-2
Trinity	W	1-0
Trinity	W	4-2
at Trinity	W	8-5
at Trinity	L	8-12
Texas Lutheran	W	8-3
Nicholls State	W	1-0
Nicholls State	W	5-0
Nicholls State	W	6-4

1963 (4-15)

Coach Lovette Hill

at Texas A&M	L	1-5
Texas A&M	W	4-3
Texas Lutheran	L	6-8
St. Mary's (Texas)	L	7-13
at Trinity	L	2-10
M25 Oklahoma State	L	1-2 (11)
M26 Oklahoma State	W	5-4
M28 Oklahoma State	L	2-10
M29 Oklahoma State	L	1-2
Corpus Christi	W	10-9
Corpus Christi	L	2-3
at Texas Lutheran	L	3-4
at St. Mary's (Texas)	L	3-8
Dallas	W	5-1
Dallas	L	2-4
Sam Houston State	L	2-7
Sam Houston State	L	3-7
Nicholls State	L	1-3
Nicholls State	L	3-4

1964 (16-13)

Coach Lovette Hill

M6 Baylor	W	6-3
M7 Baylor	L	3-4
St. Mary's (Texas)	W	4-1
Southern Illinois	L	4-5
Southern Illinois	L	2-7
Southern Illinois	W	6-2
M22 Oklahoma State	L	3-10
M23 Oklahoma State	L	0-4
M25 Oklahoma State	W	8-2
M26 Oklahoma State	W	4-3
Loyola (N.O.)	L	2-3
Loyola (N.O.)	L	1-4
A1 Nebraska	W	10-1
A2 Nebraska	L	9-11
A3 Nebraska	W	11-2
A4 Nebraska	W	3-1
Sam Houston State	L	4-8
Nicholls State	W	6-1

Nicholls State	L	2-5
Sam Houston State	L	4-6
Sam Houston State	L	0-3
Trinity	W	7-2
Texas Lutheran	W	5-2
Dallas	W	8-6
at Sam Houston State	W	3-1
at Texas Lutheran	W	11-10
at St. Mary's (Texas)	W	9-3
at Loyola (N.O.)	W	2-0
at Loyola (N.O.)	L	2-5

1965 (12-14)

Coach Lovette Hill

at Texas A&M	L	2-10
St. Mary's (Texas)	L	7-8
St. Thomas	W	4-0
Trinity	L	0-4
M22 Oklahoma State	W	6-5
M23 Oklahoma State	L	3-10
M25 Oklahoma State	W	4-2
M26 Oklahoma State	L	6-10
Texas A&M	L	4-13
Sam Houston State	L	2-3
Sam Houston State	L	0-2
St. Thomas	L	2-10
A9 Baylor	L	7-8
Baylor	L	3-15
A10 Baylor	L	3-8
at Sam Houston State	L	2-13
Louisiana-Monroe	W	6-5
Louisiana-Monroe	W	11-6
Louisiana-Monroe	W	9-7
at Sam Houston State	W	7-6
Dallas	W	21-7
Dallas	L	6-8
Texas Lutheran	W	8-4
at Texas Lutheran	W	10-3
Nicholls State	W	6-1
Nicholls State	W	7-3

1966 (18-11-1)

Coach Lovette Hill

NCAA District 6 Playoffs		
St. Mary's	W	13-1
at Texas A&M	L	1-9
at Texas Lutheran	W	2-1
at St. Mary's (Texas)	W	7-5
Sul Ross State	W	7-6
Sul Ross State	W	18-3
M21 Oklahoma State	L	6-11
M22 Oklahoma State	W	10-1
M23 Oklahoma State	L	5-6
M24 Oklahoma State	W	4-0
M25 Oklahoma State	L	1-6
M30 Nebraska	W	1-0
M30 Nebraska	L	5-8
M31 Nebraska	L	7-13
A1 Nebraska	L	7-8
Morningside	W	3-2
Morningside	W	14-1
St. Thomas	W	9-5
A8 at Baylor	L	3-4
A9 at Baylor	W	3-2
Texas A&M	W	4-2
Houston Baptist	W	7-2
at Sam Houston State	L	2-11
Sam Houston State	W	4-2
Houston Baptist	W	4-2
Texas Lutheran	W	9-4

NCAA District 6 Playoffs

My18 at Texas	T	4-4
My19 at Texas	W	5-4
My21 ^ Texas	L	3-9
My21 ^ Texas	L	5-8

^ - Playoff games were in The Astrodome, the first collegiate baseball games played there.

1967 (21-11)

Coach Lovette Hill
NCAA College Word Series Runner-Up
NCAA District 6 Playoff Champions

No. 2 Final Ranking

Nicholls State	W	5-2
Nicholls State	L	2-6
St. Mary's (Texas)	W	9-7
Lamar	W	10-4
Lamar	W	12-2
M24 at Baylor	W	4-2
M25 at Baylor	L	7-8
M27 Oklahoma State	W	5-4
M28 Oklahoma State	L	5-6
M30 Nebraska	L	2-16
M30 Nebraska	W	6-3
M31 Oklahoma State	W	4-1
A1 Nebraska	W	7-4
at St. Mary's (Texas)	W	10-1
at Texas Lutheran	L	2-5
at Texas A&M	L	4-6
at Texas A&M	L	1-2
St. Thomas	W	12-1
St. Thomas	W	4-3
Sam Houston State	L	0-3
Texas Lutheran	W	3-1
Houston Baptist	W	6-3
Houston Baptist	W	5-0
Sam Houston State	W	1-0

NCAA District 6 Playoffs

My16 Texas	W	11-8
My18 Texas	L	1-5
My19 Texas	W	4-3

NCAA College World Series - Omaha, Neb.

J12 Stanford	L	1-12
J13 Ohio State	W	7-6
J14 Boston College	W	3-2
J16 Arizona State	W	3-0
J18 Arizona State	L	2-11

1968 (14-15-1)

Coach Lovette Hill

M15 Lamar	L	2-9
M18 Nebraska	T	2-2
M19 Nebraska	L	0-3
M20 Nebraska	W	11-6
M23 Nebraska	L	2-5
M23 Nebraska	L	2-5
M25 Oklahoma State	W	6-5
M26 Oklahoma State	L	1-2
M27 Oklahoma State	L	1-9
M28 Oklahoma State	L	4-6
M29 Oklahoma State	W	4-3 (10)
A2 Pershing	W	3-0
Pershing	L	5-7
Pershing	L	4-15
Pershing	L	3-4
Pershing	L	1-8
at Baylor	W	6-4
Texas A&M	L	4-6
Texas Lutheran	W	7-1
A19 Sam Houston State	W	7-5
Sam Houston State	L	2-6
A22 at Texas A&M	L	0-6
A22 at Texas A&M	L	1-3
A25 St. Thomas	W	6-5
A26 St. Thomas	W	9-6
A27 St. Thomas	W	6-3
Texas Lutheran	W	3-2
Houston Baptist	W	9-3
Houston Baptist	W	10-5
Lamar	W	6-0

1969 (15-23)

Coach Lovette Hill

F27 Nicholls State	L	3-5
F27 Nicholls State	L	2-7
F28 Nicholls State	W	3-2
F28 Nicholls State	L	5-10



HOUSTON BASEBALL

M11	Houston Baptist	W	7-4
M14	at Baylor	W	5-2
M18	Nebraska	L	1-3
M19	Nebraska	W	4-3
M19	Nebraska	W	2-1
M20	Nebraska	L	2-10
M21	Nebraska	L	6-7
M22	Nebraska	L	2-4
M24	Oklahoma State	L	5-7
M25	Oklahoma State	L	2-10
M26	Oklahoma State	W	3-2
M27	Oklahoma State	W	7-3
M28	Oklahoma State	W	6-3
M31	at Texas-Pan American	L	2-3
A1	at Texas-Pan American	L	2-3
A2	at Texas-Pan American	W	4-3
A2	at Texas-Pan American	L	0-3
A3	at Texas-Pan American	L	3-4
A7	Northern Illinois	W	10-8
A7	Northern Illinois	L	3-6
A14	Texas Lutheran	L	2-6
A15	at Texas A&M	L	4-5
A17	St. Thomas	W	5-4
A18	St. Thomas	W	14-1
A19	St. Thomas	W	6-1
A22	Houston Baptist	L	10-11
A25	Sam Houston State	L	0-3
A25	Sam Houston State	L	4-7
A29	at Sam Houston State	L	1-5
A29	at Sam Houston State	L	0-4
	at Texas Lutheran	L	2-4
	Texas A&M	W	10-7
My1	Houston Baptist	L	3-5
My1	Houston Baptist	W	3-2

1970 (19-17)

Coch Lovette Hill

Nicholls State	L	3-10	
Nicholls State	W	5-3	
Nicholls State	W	5-4	
Nicholls State	W	3-0	
M5	at Texas	L	1-2
M5	at Texas	W	6-2
M10	at Texas Lutheran	W	5-2
M13	Baylor	W	4-3
M13	Baylor	W	4-3
M14	Baylor	W	10-3
M14	Baylor	L	3-6
M23	Oklahoma State	L	2-5
M24	Oklahoma State	W	14-11
M25	Oklahoma State	W	7-6
M26	Oklahoma State	L	0-2
M27	Oklahoma State	L	3-4
M27	Oklahoma State	W	3-1
M30	Nebraska	L	1-2
M30	Nebraska	W	1-0
M31	Nebraska	W	2-1
A1	Nebraska	L	3-10
A2	Nebraska	W	12-4
A3	Nebraska	L	2-3
A4	Nebraska	L	2-4
A13	Lamar	W	6-0
A13	Lamar	L	0-3
A17	St. Mary's (Texas)	L	3-4
A18	St. Mary's (Texas)	L	1-4
A20	Texas Lutheran	W	8-1
A23	at Texas A&M	L	6-7
A23	at Texas A&M	W	11-0
A25	at Texas A&M	L	3-6
A25	at Texas A&M	L	5-6
A29	Houston Baptist	L	0-3
A29	Houston Baptist	W	6-5
A30	Houston Baptist	W	6-1

1971 (24-15)

Coch Lovette Hill

M5	at Baylor	W	10-7
M5	at Baylor	W	8-4
M6	at Baylor	W	2-0
M6	at Baylor	L	1-2

Louisiana Tech	L	6-7	
M12	Texas Lutheran	W	4-2
M12	Texas Lutheran	W	3-0
M13	Texas Lutheran	L	3-4
M15	McNeese State	W	4-2
M15	McNeese State	L	0-6
M17	at Lamar	L	1-2
M17	at Lamar	W	2-0
M20	Oklahoma State	W	1-0
M20	Oklahoma State	W	1-0
M22	Oklahoma State	L	3-12
M23	Oklahoma State	L	2-8
M24	Oklahoma State	L	3-5
M24	Oklahoma State	W	8-2
M29	Nebraska	L	3-9
M29	Nebraska	W	1-0
M30	Nebraska	W	6-5
M31	Nebraska	W	4-2
A2	Nebraska	W	6-1
A2	Nebraska	L	3-4
A3	Nebraska	W	4-2
A3	Nebraska	W	3-2
A7	Northwestern State	W	19-1
A8	St. Edward's	W	3-1
A8	St. Edward's	W	6-4
A13	Texas A&M	L	1-5
	Texas A&M	L	1-6
A19	Texas	L	0-7
A19	Texas	W	3-0
A24	Air Force	W	9-1
	Air Force	W	9-6
A27	Lamar	W	5-3
A27	Lamar	W	4-2
	at Texas A&M	L	2-7
	at Texas A&M	L	1-12

1972 (25-23-1)

Coch Lovette Hill

F25	Baylor	W	9-5
F25	Baylor	W	3-2
F26	Baylor	L	0-2
F26	Baylor	L	7-8
Nicholls State	W	5-3	
Nicholls State	W	3-0	
M4	Nicholls State	W	6-3
M4	Nicholls State	L	3-4
	Louisiana-Lafayette	L	7-8
	Louisiana-Lafayette	W	4-2
M10	at Texas	L	2-9
M10	at Texas	L	0-7
M11	at Texas	L	2-8
M11	at Texas	L	1-5
M13	McNeese State	W	4-2
M13	McNeese State	W	6-2
M16	Louisiana-Monroe	W	7-6
M16	Louisiana-Monroe	L	0-5
M20	Oklahoma State	T	0-0
M22	Oklahoma State	W	3-1
M22	Oklahoma State	W	2-0
M23	Oklahoma State	L	1-2
M23	Oklahoma State	W	5-4
M24	Oklahoma State	W	2-1
M24	Oklahoma State	L	0-7
M25	Nebraska	W	2-1
M25	Nebraska	L	4-6
M27	Nebraska	W	12-10
M28	Nebraska	L	3-4
M28	Nebraska	W	4-3
M29	Nebraska	W	5-2
A4	Lamar	W	5-1
A4	Lamar	W	3-0
	Sam Houston State	L	1-18
	Sam Houston State	L	2-3
A8	Sam Houston State	L	0-11
A8	Sam Houston State	L	4-7
	at Texas A&M	L	0-2
	at Texas A&M	L	1-2
	at Rice	W	2-1
	at Rice	W	1-0
A15	Rice	W	8-2
A15	Rice	L	5-6

A18	Texas A&M	L	0-11
A18	Texas A&M	W	6-5
	at SMU	W	3-1
	at SMU	L	5-6
	at SMU	W	2-1
	at SMU	L	1-6

1973 (15-16-1, 9-11 SWC)

Coch Lovette Hill

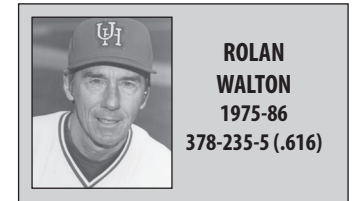
Iowa State	W	12-3	
Iowa State	W	13-1	
Iowa State	L	5-11	
F28	Iowa State	L	0-7
M3	Louisiana-Monroe	W	15-9
M3	Louisiana-Monroe	T	2-2
M9	Texas-Pan American	L	0-5
M9	Texas-Pan American	L	8-9
	McNeese State	W	9-1
	McNeese State	W	9-3
M17	* Rice	W	7-0
M17	* Rice	L	6-11
M19	* Rice	W	11-10
M22	* at TCU	W	5-3
M22	* at TCU	L	0-6
M24	* at TCU	L	7-12
M30	* Texas	L	1-3
M30	* Texas	L	5-11
M31	* Texas	W	2-1
A3	Sam Houston State	W	3-1
A3	Sam Houston State	L	5-7
A6	* at Baylor	L	0-3
A6	* at Baylor	L	1-2
A7	* at Baylor	W	4-1
A13	* at Texas A&M	L	1-14
A13	* at Texas A&M	L	2-8
A14	* at Texas A&M	L	1-9
A21	* Texas Tech	W	8-5
A21	* Texas Tech	W	6-5
A27	* SMU	W	6-4
A27	* SMU	L	5-9
A28	* SMU	W	6-4

1974 (20-21, 10-13 SWC)

Coch Lovette Hill

Texas-Pan American	L	5-8	
Texas-Pan American	L	11-15	
Texas-Pan American	L	0-2	
Texas-Pan American	W	3-0	
Nicholls State	W	7-5	
Nicholls State	W	8-7	
Nicholls State	W	10-8	
Nicholls State	L	1-7	
Louisiana-Lafayette	L	2-13	
Louisiana-Lafayette	W	14-8	
M1	* at Texas	L	7-8
M2	* at Texas	L	2-6
M2	* at Texas	L	3-20
	Lamar	L	2-5
	Lamar	W	7-4
M8	* TCU	L	0-10
M9	* TCU	L	2-4
M9	* TCU	W	7-4
	at Sam Houston State	L	2-6
	at Sam Houston State	L	7-8
M18	* Baylor	L	3-4
M19	* Baylor	L	0-8
M19	* Baylor	L	2-4
M29	* at Texas Tech	W	11-3
M30	* at Texas Tech	L	4-5
M30	* at Texas Tech	W	12-6
A5	* Texas A&M	W	13-6
A6	* Texas A&M	L	13-18
A6	* Texas A&M	W	9-6
	Cornell	W	5-2
	Cornell	W	4-0
A16	* at Rice	W	4-1
A16	* at Rice	L	4-11
A19	* at SMU	W	11-9
A20	* at SMU	L	2-5
A20	* at SMU	L	12-13

McNeese State	W	2-0	
McNeese State	W	6-3	
A26	* Arkansas	W	8-0
A27	* Arkansas	W	6-5
A27	* Arkansas	W	8-3



ROLAN WALTON
1975-86
378-235-5 (.616)

1975 (18-25, 8-16 SWC)

Coch Rolan Walton

F15	Texas-Pan American	W	5-4
F15	Texas-Pan American	L	5-6
F16	Texas-Pan American	W	4-2
F16	Texas-Pan American	L	2-5
F22	at LSU	W	12-2
F22	at LSU	L	1-5
F23	at LSU	W	10-3
F23	at LSU	W	10-4
	Louisiana-Lafayette	W	9-1
	Louisiana-Lafayette	W	12-1
F28	* Texas	L	7-8
M1	* Texas	L	2-9
M1	* Texas	L	4-17
M7	* at TCU	W	6-5
M8	* at TCU	L	1-2
M8	* at TCU	L	3-7
M10	McNeese State	W	4-3
M10	McNeese State	W	3-2
M14	* at Baylor	L	4-6
M15	* at Baylor	L	2-13
M15	* at Baylor	L	2-4
M25	at Lamar	L	1-5
M25	at Lamar	L	1-5
M29	* Texas Tech	W	5-4
M29	* Texas Tech	W	5-2
M30	* Texas Tech	W	6-0
A1	at McNeese State	L	1-2
A1	at McNeese State	L	4-5
A4	* at Texas A&M	L	2-13
A5	* at Texas A&M	L	1-3
A5	* at Texas A&M	L	5-6
A12	* Rice	L	6-7
A12	* Rice	L	5-8
A13	* Rice	W	5-1
A18	* SMU	W	8-5
A19	* SMU	W	5-0
A19	* SMU	L	6-9
A23	Lamar	W	7-5
A25	* at Arkansas	L	1-5
A26	* at Arkansas	L	0-3
	* at Arkansas	W	10-3
A28	at Oklahoma	L	1-8
A28	at Oklahoma	L	4-5

1976 (31-15, 16-8 SWC)

Coch Rolan Walton

F21	LSU	W	6-5
F21	LSU	L	4-9
F22	LSU	W	6-3
F22	LSU	W	11-1
	at Auburn	L	0-5
	at Auburn	W	7-0
	at Alabama	W	10-4
	at Alabama	L	5-6
	at Oklahoma	W	6-2
	at Loyola (N.O.)	L	5-6
M2	Lamar	L	3-6
M2	Lamar	W	9-7
M5	* Arkansas	W	9-4
M6	* Arkansas	W	1-0
M6	* Arkansas	W	3-2
M9	Sam Houston State	W	7-6
M9	Sam Houston State	W	7-1



M12	* at Texas Tech	W	4-2
M12	* at Texas Tech	W	1-0
M13	* at Texas Tech	W	5-4
M16	Nebraska	W	1-0
M16	Nebraska	W	2-0
M17	Nebraska	W	1-0
M17	Nebraska	W	3-0
M19	* SMU	W	12-0
M20	* SMU	W	4-1
M20	* SMU	W	4-2
M23	McNeese State	L	3-4
M23	McNeese State	W	4-2
M26	* at TCU	W	10-9
M27	* at TCU	W	6-0
M27	* at TCU	L	1-2
A2	* Baylor	L	1-4
A2	* Baylor	W	5-2
A3	* Baylor	W	2-1
A9	* at Rice	W	9-4
A9	* at Rice	L	1-8
A10	* at Rice	L	2-7
A16	* Texas	L	1-4
A17	* Texas	W	10-1
A17	* Texas	L	4-5
	at Sam Houston State	W	2-1
	at Sam Houston State	L	5-6
A23	* at Texas A&M	L	4-7
A24	* at Texas A&M	L	0-5
A24	* at Texas A&M	W	5-2

1977 (27-17-1, 11-12-1 SWC)

Coach Rolan Walton

F19	Texas-Pan American	W	3-2
F19	Texas-Pan American	W	7-0
F20	Texas-Pan American	W	7-5
F20	Texas-Pan American	W	5-0
F26	at Nicholls State	W	3-2
F27	at Nicholls State	W	7-0
F27	at LSU	W	3-1
M1	Lamar	L	4-7
M1	Lamar	L	5-10
M4	* at Arkansas	L	3-5
M5	* at Arkansas	L	0-2
M5	* at Arkansas	W	5-0
M8	Louisiana-Monroe	W	12-3
M8	Louisiana-Monroe	W	19-0
M12	* Texas Tech	L	9-13
M12	* Texas Tech	L	6-8
M13	* Texas Tech	W	9-4
M15	Sam Houston State	W	2-0
M15	Sam Houston State	W	10-3
M18	* at SMU	W	8-6
M19	* at SMU	W	20-0
M19	* at SMU	W	6-3
M22	McNeese State	W	6-0
M22	McNeese State	W	4-3
M28	* TCU	W	4-0
M29	* TCU	W	2-1
M29	* TCU	T	5-5
A1	* at Baylor	L	8-15
A2	* at Baylor	W	5-0
A2	* at Baylor	L	1-8
	Cornell	W	4-0
A5	Cornell	W	1-0
A5	South Alabama	W	9-8
A7	South Alabama	L	3-11
A8	* Rice	W	12-3
A9	* Rice	L	4-5
A9	* Rice	W	18-4
A12	Sam Houston State	L	0-2
A12	Sam Houston State	L	1-3
A18	* at Texas	W	4-0
A18	* at Texas	L	3-12
A19	* at Texas	L	0-4
A22	* Texas A&M	L	1-2
A23	* Texas A&M	L	1-7
A23	* Texas A&M	L	0-3

1978 (30-21, 14-10 SWC)

Coach Rolan Walton

No. 13 Final Ranking

F18	at Texas-Pan American	W	5-2
F18	at Texas-Pan American	L	1-2
F19	at Texas-Pan American	L	2-7
F19	at Texas-Pan American	L	6-7
F25	LSU	W	4-0
F25	LSU	L	3-7
F26	LSU	W	1-0
F26	LSU	W	5-1
F28	Nicholls State	W	9-5
F28	Nicholls State	W	5-3
M4	* at Texas A&M	W	6-3
M5	* at Texas A&M	L	0-5
M5	* at Texas A&M	W	4-3
M7	Louisiana-Monroe	W	7-3
M7	Louisiana-Monroe	L	4-6
M10	* Texas	W	6-1
M11	* Texas	L	3-14
M11	* Texas	W	7-6
M14	McNeese State	W	9-3
M14	McNeese State	W	11-10
M17	* at Rice	W	9-3
M18	* at Rice	L	1-4
M18	* at Rice	W	4-2
M19	USC	L	1-13
M20	USC	L	4-10
M21	at Lamar	W	7-5
M21	at Lamar	L	4-5
M23	Nebraska	W	5-3
M24	* Baylor	W	6-5
M25	* Baylor	L	1-4
M25	* Baylor	L	11-14
	at Sam Houston State	L	5-6
	at Sam Houston State	W	6-5
M31	* at TCU	L	6-9
A1	* at TCU	W	10-2
A1	* at TCU	W	17-2
A8	* SMU	L	1-3
A8	* SMU	W	9-3
A9	* SMU	W	6-3
	Sam Houston State	W	4-2
	Sam Houston State	W	4-2
A14	* at Texas Tech	W	7-2
A15	* at Texas Tech	L	1-2
A15	* at Texas Tech	W	12-10
A21	* Arkansas	L	5-6
A22	* Arkansas	L	1-5
A22	* Arkansas	W	14-4

SWC Tournament – Austin, Texas

My12	Texas A&M	W	8-6
My13	Baylor	L	4-8
My14	Texas A&M	W	17-10
My14	Baylor	L	3-11

1979 (27-17, 11-13 SWC)

Coach Rolan Walton

F19	St. Mary's (Texas)	W	2-1
F19	St. Mary's (Texas)	W	8-2
F20	Sam Houston State	L	4-6
F20	Sam Houston State	W	5-3
F25	Stephen F. Austin	W	3-0
F25	Stephen F. Austin	W	12-0
F27	Texas Wesleyan	W	11-2
F27	Texas Wesleyan	W	5-3
M3	* Texas A&M	L	2-17
M4	* Texas A&M	L	5-8
M4	* Texas A&M	L	0-8
M5	Northwestern State	W	10-4
M5	Northwestern State	W	7-5
M6	Northwestern State	W	7-6
M6	Northwestern State	W	25-1
M9	* at Texas	L	3-6
M11	* at Texas	L	1-3
M11	* at Texas	L	0-2
M12	# at Texas-Pan American	W	6-1
M13	# vs. Arkansas State	W	9-4
M14	# at Texas-Pan American	L	2-5
M15	# vs. Northern Illinois	L	2-3

M17	* Rice	W	1-0
M18	* Rice	W	12-3
M18	* Rice	W	5-2
M23	* at Baylor	L	0-11
M24	* at Baylor	W	7-2
M24	* at Baylor	W	5-3
M27	% Wisc.-Stevens Point	W	5-6
M27	Wisc.-Stevens Point	W	10-0
M31	* TCU	W	5-1
M31	* TCU	L	11-13
A1	* TCU	W	3-0
A6	* at SMU	L	1-4
A7	* at SMU	L	3-4
A7	* at SMU	W	3-1
	at Sam Houston State	W	4-3
	at Sam Houston State	L	0-11
A13	* Texas Tech	W	11-1
A14	* Texas Tech	W	6-1
A14	* Texas Tech	W	7-2
A19	* at Arkansas	L	10-11
A20	* at Arkansas	L	0-3
A20	* at Arkansas	L	3-5

– Citrus Tournament (Edinburg, Texas);
% – Forfeited to UH due to an ineligible player.

1980 (17-28-1, 6-17-1 SWC)

Coach Rolan Walton

F19	McNeese State	W	6-5
F19	McNeese State	W	9-4
F24	at Arizona State	L	4-11
F24	at Arizona State	L	0-5
F25	at Arizona State	L	4-9
F26	Texas Wesleyan	L	2-12
F26	Texas Wesleyan	L	5-6
F29	* at TCU	L	4-5
M2	* at TCU	L	10-1
M2	* at TCU	T	11-11
M4	Northwestern State	W	10-1
M4	Northwestern State	W	4-3
M7	* SMU	W	13-0
M8	* SMU	L	4-7
M8	* SMU	L	1-3
M10	St. Mary's (Texas)	W	11-9
M11	St. Francis (Ill.)	W	3-2
M11	St. Francis (Ill.)	W	7-6
M14	* at Texas Tech	L	5-6
M15	* at Texas Tech	W	8-3
M15	* at Texas Tech	W	14-11
M18	Sam Houston State	L	5-7
M18	Sam Houston State	L	2-4
M21	* Arkansas	L	6-13
M22	* Arkansas	L	2-4
M22	* Arkansas	W	11-6
M25	Trinity	W	9-0
M25	Trinity	W	16-1
M30	Minnesota	L	3-6
M30	Minnesota	W	10-7
A1	at Sam Houston State	L	2-5
A1	at Sam Houston State	L	4-6
A4	* at Texas A&M	L	1-4
A5	* at Texas A&M	L	0-1
A5	* at Texas A&M	L	3-4
A11	* Texas	L	2-5
A12	* Texas	L	0-8
A12	* Texas	L	6-8
A18	* at Rice	L	5-10
A19	* at Rice	W	5-1
A19	* at Rice	W	8-3
A22	Texas-Pan American	L	2-5
A22	Texas-Pan American	W	6-3
A26	* Baylor	L	3-5
A26	* Baylor	L	6-11
A27	* Baylor	L	4-8

1981 (32-20-1, 11-9-1 SWC)

Coach Rolan Walton

F20	McNeese State	W	3-0
F20	McNeese State	W	9-2
F22	St. Mary's (Texas)	W	14-4
F22	St. Mary's (Texas)	L	5-6
F24	Texas Wesleyan	W	9-8

F24	Texas Wesleyan	W	3-0
F28	at St. Mary's (Texas)	L	1-2
F28	at St. Mary's (Texas)	L	4-5 (8)
M3	Centenary	W	10-0
M3	Centenary	W	12-2
M6	Central Michigan	W	6-5
M6	Central Michigan	L	0-3
M7	Central Michigan	W	2-0
M7	Central Michigan	L	0-14
M10	Northwestern State	L	3-6
M10	Northwestern State	W	8-3
M14	* at Baylor	L	1-2
M14	* at Baylor	W	16-6
M15	* at Baylor	W	8-3
M16	St. Francis (Ill.)	L	10-12
M16	St. Francis (Ill.)	L	4-9
M17	St. Francis (Ill.)	W	12-6
M17	St. Francis (Ill.)	L	4-11
M20	* Rice	L	3-8
M22	* Rice	L	4-13
M22	* Rice	W	6-5
M24	Southwestern	W	4-3
M24	Southwestern	W	5-2
M25	Minnesota	W	7-3
M27	* at Texas	L	7-8
M28	* at Texas	L	6-7 (8)
M28	* at Texas	L	3-4
M31	Cornell	W	10-7
M31	Cornell	W	6-3
A3	* Texas A&M	W	1-0
A5	* Texas A&M	W	9-6
A5	* Texas A&M	T	3-3
A10	* Texas Tech	W	6-5 (10)
A11	* Texas Tech	W	7-5
A11	* Texas Tech	W	7-6
A17	* at Arkansas	W	5-3
A18	* at Arkansas	L	4-15
A18	* at Arkansas	L	1-2
A21	Trinity	W	4-2
A21	Trinity	W	7-4
A26	* TCU	L	3-5
A27	* TCU	W	4-1
A27	* TCU	W	4-1
My8	Dallas Baptist	W	7-6
My8	Dallas Baptist	W	10-7

SWC Tournament – Austin, Texas

My15	Arkansas	W	7-2
My17	at Texas	L	3-9
My17	Arkansas	L	3-9

1982 (42-14-2, 13-6 SWC)

Coach Rolan Walton

NCAA West II Regional

No. 19 Final Ranking

F23	Louisiana-Lafayette	W	5-4
F23	Louisiana-Lafayette	T	2-2
F28	Texas Wesleyan	W	9-1
F28	Texas Wesleyan	L	1-6
M1	Texas-Pan American	W	5-1
M1	Texas-Pan American	W	7-4
M2	McNeese State	W	10-1
M2	McNeese State	W	5-4
M7	St. Francis (Ill.)	W	8-1
M7	St. Francis (Ill.)	W	8-0
M8	St. Francis (Ill.)	W	3-2
M8	St. Francis (Ill.)	L	5-8
M9	Northwestern State	W	4-0
M9	Northwestern State	W	13-0
M13	Michigan	L	3-5
M13	Central Michigan	W	6-1
M14	Central Michigan	W	6-2
M14	Michigan	W	6-2
M15	at Louisiana-Lafayette	W	10-5
M16	at South Alabama	W	13-8
M16	at South Alabama	W	6-2
M17	at Northwestern State	W	8-1
M19	* at Rice	W	1-0
M20	* at Rice	W	5-0
M20	* at Rice	W	4-0
M22	Minnesota	W	5-1



HOUSTON BASEBALL

M22	Minnesota	T	2-2
M26	* Texas	W	4-3
A2	* at Texas A&M	W	4-2
A3	* at Texas A&M	L	5-6
A3	* at Texas A&M	W	15-9
A6	Trinity	W	6-0
A6	Trinity	L	2-3
A9	* at Texas Tech	L	3-6
A10	* at Texas Tech	L	7-8
A10	* at Texas Tech	W	14-5
A13	Dallas Baptist	W	10-9
A13	Dallas Baptist	W	15-1
A16	* Arkansas	W	7-3
A17	* Arkansas	W	2-0
A17	* Arkansas	L	0-1
A20	Stephen F. Austin	W	7-1
A20	Stephen F. Austin	W	10-1
A25	* at TCU	W	7-5
A25	* at TCU	L	4-9
A26	* at TCU	W	9-6
A30	* Baylor	W	4-3
My1	* Baylor	L	1-2
My1	* Baylor	W	3-2
My11	Sam Houston State	W	2-1
My11	Sam Houston State	W	9-0

SWC Tournament – College Station, Texas

My14	vs. Arkansas	L	6-9
My15	at Texas A&M	W	13-6
My16	vs. Arkansas	W	9-8
My16	vs. Texas	L	5-10

NCAA West II Regional – Tempe, Ariz.

#15	My28	vs. #3 Cal State Fullerton	L	3-7
#15	My29	vs. San Diego State	W	13-3
#15	My30	at #1 Arizona State	L	5-9

1983 (43-15, 13-8 SWC)

Coach Rolan Walton

F19	at Texas Lutheran	W	7-6	
F19	at Texas Lutheran	W	8-1	
F20	at St. Mary's (Texas)	W	2-1	
F20	at St. Mary's (Texas)	W	9-8	
F22	Mary Hardin-Baylor	W	6-1	
F22	Mary Hardin-Baylor	W	11-0	
F26	Texas Wesleyan	W	7-2	
F26	Texas Wesleyan	W	3-0	
F27	Texas Wesleyan	W	3-0	
#18	M1	St. Edward's	W	9-1
#18	M1	St. Edward's	W	11-1
#18	M6	at Louisiana-Lafayette	W	6-0
#18	M6	at Louisiana-Lafayette	W	5-0
#18	M8	Northwestern State	W	2-0
#18	M8	Northwestern State	W	3-0
#18	M12	* Rice	W	3-0
#18	M12	* Rice	W	7-3
#18	M13	* Rice	W	10-1
#4	M14	at Northwestern State	W	5-1
#4	M14	at Northwestern State	W	2-0
#4	M15	at Stephen F. Austin	W	3-2
#4	M15	at Stephen F. Austin	L	2-3
#4	M16	South Alabama	W	7-0
#4	M17	South Alabama	L	6-9
#4	M18	South Alabama	W	16-3
#4	M19	Central Michigan	W	4-3
#4	M21	Minnesota	W	7-4
#4	M21	Minnesota	W	3-1
#4	M25	* #17 Texas A&M	W	9-2
#4	M26	* #17 Texas A&M	W	4-3
#4	M26	* #17 Texas A&M	W	17-2
#4	M28	St. Francis (Ill.)	W	7-5
#4	M29	St. Francis (Ill.)	W	9-4
#4	A1	* Texas Tech	L	6-9
#4	A1	* Texas Tech	L	4-21
#4	A2	* Texas Tech	W	8-2
#3	A5	Southwestern	W	10-1
#3	A5	Southwestern	W	1-0
#3	A10	* at Arkansas	L	0-1
#3	A10	* at Arkansas	W	12-8
#3	A11	* at Arkansas	L	1-9
A13	Dallas Baptist	L	7-8	
A13	Dallas Baptist	L	3-5	
A16	* TCU	W	7-3	

A16	* TCU	W	6-1	
A17	* TCU	W	5-4	
#18	A19	Stephen F. Austin	L	3-4
#18	A22	* at Baylor	L	5-14
#18	A23	* at Baylor	L	0-3
#18	A23	* at Baylor	L	1-2
A26	Trinity	W	7-2	
A27	Louisiana-Lafayette	W	1-0	
A29	* at #1 Texas	W	4-3	
A30	* at #1 Texas	W	4-3	
A30	* at #1 Texas	L	2-12	

SWC Tournament – Fayetteville, Ark.

My13	at Arkansas	L	3-4
My14	vs. Rice	W	4-2
My15	at Arkansas	L	7-9

1984 (32-23, 6-15 SWC)

Coach Rolan Walton

F18	Mary Hardin-Baylor	W	9-2
F18	Mary Hardin-Baylor	W	5-1
F19	North Texas	W	7-1
F19	North Texas	W	4-1
F24	California	W	2-0
F25	California	L	4-7
F25	California	W	7-6
F28	at Sam Houston State	L	7-10
F28	at Sam Houston State	L	2-4
F29	Sam Houston State	L	6-7
F29	Sam Houston State	W	11-7
M3	St. Francis (Ill.)	W	5-1
M3	St. Francis (Ill.)	W	4-3
M4	St. Francis (Ill.)	W	15-14
M7	McNeese State	W	4-3
M7	McNeese State	W	6-4
M9	Central Michigan	W	4-0
M10	Central Michigan	L	1-2
M10	Central Michigan	W	6-5
M11	St. Mary's (Texas)	W	6-5
M12	Texas State	W	8-1
M12	Texas State	W	14-4
M14	at Louisiana Tech	W	3-2
M14	at Louisiana Tech	L	4-10
M15	at Centenary	L	9-14
M17	* at #5 Rice	W	2-1
M17	* at #5 Rice	L	1-6
M18	* at #5 Rice	L	4-6
M20	Lamar	L	1-16
M21	at Lamar	W	8-4
M24	* #3 Texas	L	3-4
M24	* #3 Texas	L	0-19
M25	* #3 Texas	L	10-12
M27	Northwestern State	W	7-1
M27	Northwestern State	W	6-0
M30	* at Texas A&M	L	7-8
M31	* at Texas A&M	L	3-15
M31	* at Texas A&M	L	2-4
A3	Southwestern	W	9-2
A4	Southwestern	W	11-5
A7	* at Texas Tech	L	10-13
A8	* at Texas Tech	L	6-8
A8	* at Texas Tech	L	5-10
A11	Stephen F. Austin	W	8-2
A14	* Arkansas	W	6-5
A14	* Arkansas	L	4-17
A15	* Arkansas	W	4-3
A17	New York Tech	W	7-4
A20	* at TCU	L	4-9
A21	* at TCU	W	16-3
A21	* at TCU	L	5-6
A24	Trinity	W	8-6
A27	* Baylor	W	6-5
A28	* Baylor	W	6-1
A28	* Baylor	L	5-10

1985 (44-17, 12-9 SWC)

Coach Rolan Walton

NCAA Central Regional

No. 22 Final Ranking

F15	North Texas	W	6-0	
F16	North Texas	W	19-4	
F16	North Texas	W	3-0	
F20	Louisiana-Lafayette	W	2-1	
F26	Lamar	W	10-7	
F26	Lamar	W	10-2	
M2	Nicholls State	W	10-2	
M2	Nicholls State	W	3-2	
M3	Nicholls State	W	17-2	
#20	M5	McNeese State	W	14-6
#20	M5	McNeese State	W	6-0
#20	M9	Mary Hardin-Baylor	W	3-0
#20	M9	Mary Hardin-Baylor	W	7-2
#20	M10	Nebraska-Kearney	W	7-0
#20	M10	Nebraska-Kearney	W	20-2
#20	M11	St. Francis (Ill.)	L	7-13
#20	M11	St. Francis (Ill.)	W	10-1
#10	M12	St. Francis (Ill.)	W	9-2
#10	M12	St. Francis (Ill.)	W	14-3
#10	M13	Kearney State	W	5-3
#10	M14	! #4 Oklahoma	L	0-7
#10	M17	Notre Dame	W	14-4
#10	M19	Texas State	W	11-5
#10	M22	* #19 Texas A&M	L	7-9
#10	M23	* #19 Texas A&M	W	12-8
#10	M23	* #19 Texas A&M	W	8-2
#11	M26	Sam Houston State	W	6-5
#11	M26	Sam Houston State	L	3-9
#11	M29	* Texas Tech	W	8-2
#11	M31	* Texas Tech	W	13-7
#11	M31	* Texas Tech	W	20-3
#13	A2	Cornell	W	9-8
#13	A2	Cornell	W	10-3
#13	A5	* at #5 Arkansas	L	12-16
#13	A6	* at #5 Arkansas	L	4-5
#13	A6	* at #5 Arkansas	W	10-9
#13	A9	New York Tech	W	4-1
#13	A9	New York Tech	W	12-5
#13	A13	* TCU	W	5-3
#13	A13	* TCU	W	6-5
#13	A14	* TCU	W	3-2
#10	A16	Southwestern	L	1-4
#10	A16	Southwestern	W	3-0
#10	A19	* at #19 Baylor	L	6-22
#10	A20	* at #19 Baylor	W	10-5
#10	A20	* at #19 Baylor	L	2-3
#14	A23	Trinity	W	18-0
#14	A26	* Rice	L	3-4 (12)
#14	A27	* Rice	W	3-2
#14	A27	* Rice	W	6-5
#14	My4	* at #4 Texas	L	0-8
#14	My4	* at #4 Texas	L	4-15
#14	My5	* at #4 Texas	L	9-11
#23	My12	Lamar	W	13-0
#23	My12	Lamar	W	10-6

SWC Tournament – Austin, Texas

#25	My17	at #1 Texas	L	0-5
#25	My18	vs. #10 Baylor	W	5-4
#25	My19	at #1 Texas	L	6-14

NCAA Central Regional – Austin, Texas

#22	My23	#21 LSU	W	11-4
#22	My24	at #1 Texas	L	2-9
#22	My25	Lamar	L	9-10

! – Texas-Pan American Tournament (Edinburg, Texas)


1986 (35-23, 8-13 SWC)

Coach Rolan Walton

F15	at St. Mary's (Texas)	W	17-3
F15	at St. Mary's (Texas)	W	6-1
F16	at Southwestern	W	3-1
F16	at Southwestern	W	10-0
F18	McNeese State	W	9-0
F18	McNeese State	W	13-3
F19	New York Tech	W	8-4
F21	! at Louisiana-Lafayette	W	8-6
F22	! vs. Texas-Pan American	W	20-3

F23	! vs. #NA Tulane	L	2-3
F25	St. Mary's (Texas)	W	4-3
F25	St. Mary's (Texas)	W	13-2
M1	North Texas	W	9-2
M1	North Texas	W	14-4
M2	North Texas	W	20-0
M5	St. Edward's	W	5-2
M5	St. Edward's	W	6-5
M7	Central Michigan	W	12-10
M7	Central Michigan	W	9-2
M9	Central Michigan	W	7-6
M9	#NA Wichita State	L	3-14
M10	#NA Wichita State	W	6-3
M11	at Nicholls State	L	0-2
M11	at Nicholls State	L	2-6
M13	Miami (Ohio)	W	9-2
M13	#6 Oklahoma State	W	4-0
M14	#5 Oklahoma State	L	9-19
M15	% vs. #23 Oklahoma	L	7-15
M16	#23 Oklahoma	L	3-9
M19	Schreiner	W	7-1
M22	* at Texas A&M	W	15-1
M22	* at Texas A&M	L	1-10
M23	* at Texas A&M	L	1-9
M25	St. Francis (Ill.)	W	12-5
M26	Minnesota	W	8-3
M28	* at Texas Tech	W	12-6
M29	* at Texas Tech	L	9-10
M29	* at Texas Tech	L	8-14
A4	* Arkansas	L	6-15
A5	* Arkansas	L	2-3
A5	* Arkansas	L	6-10
A8	at Sam Houston State	L	1-3
A8	at Sam Houston State	L	1-3
A11	* at TCU	W	7-6
A12	* at TCU	W	7-6
A12	* at TCU	W	4-2
A15	Southwestern	W	5-2
A15	Southwestern	W	9-3
A18	* Baylor	L	0-5
A19	* Baylor	L	7-9
A19	* Baylor	L	4-5
A23	Louisiana-Lafayette	L	0-7
A25	* at Rice	L	5-6
A26	* at Rice	L	0-2
A26	* at Rice	W	7-0
My2	* Texas	L	0-1
My3	* Texas	W	5-3
My3	* Texas	W	4-2

! – Louisiana Classics (Lafayette, La.); % – Played at Riverside Park (Victoria, Texas)



DR. BRAGG STOCKTON
1987-94
283-183-4 (.606)

1987 (40-24-1, 11-10)

Coach Bragg Stockton

NCAA Central Regional

No. 14 Final Ranking

F10	Prairie View A&M	W	11-0
F10	Prairie View A&M	W	4-0
F13	at Louisiana-Lafayette	L	6-7
F13	at Louisiana-Lafayette	W	7-2
F14	at Louisiana-Lafayette	L	3-4
F18	Prairie View A&M	W	18-1
F18	Prairie View A&M	W	32-0
F22	New York Tech	W	10-4
F22	New York Tech	T	6-6
F23	Lamar	W	3-2
F23	Lamar	L	3-4
F28	North Texas	W	4-2
F28	North Texas	W	27-3
M1	North Texas	W	10-0
M3	St. Edward's	W	8-4



M3	St. Edward's	W	2-0
M6	Texas State	L	4-6
M7	Western Kentucky	L	1-4 (9)
M7	Western Kentucky	L	3-5
M8	Western Kentucky	W	6-5
M9	Western Kentucky	L	2-3
M10	Sam Houston State	W	4-2
M12	St. Francis (Ill.)	W	12-7
M12	St. Francis (Ill.)	W	9-5
M14	at #19 Wichita State	L	4-7
M14	at #19 Wichita State	W	12-11
M15	at #19 Wichita State	W	2-1
M16	at Oral Roberts	L	6-8
M17	Nebraska-Kearney	W	12-6
M20	* Texas Tech	L	5-8 (10)
M21	* Texas Tech	W	3-2
M21	* Texas Tech	L	8-9 (10)
M23	Minnesota	L	15-18
M27	* at #17 Arkansas	W	4-3
M28	* at #17 Arkansas	L	3-10
M28	* at #17 Arkansas	L	6-12
M31	at Sam Houston State	W	6-2
A3	* TCU	W	10-6
A4	* TCU	W	7-0
A4	* TCU	W	7-6
A8	Nicholls State	W	9-8
A10	* at Baylor	L	1-3
A11	* at Baylor	W	9-0
A11	* at Baylor	W	7-6
A14	Texas Southern	W	20-10
A14	Texas Southern	W	11-4
A17	* Rice	W	10-9
A18	* Rice	W	9-8
A18	* Rice	W	7-2
#18	A21 at Lamar	W	9-5
#18	A21 at Lamar	W	1-0
#18	A24 * at #1 Texas	L	2-15
#18	A25 * at #1 Texas	L	2-4
#18	A25 * at #1 Texas	L	4-7
My1	* #12 Texas A&M	L	3-12
My2	* #12 Texas A&M	W	4-3
My2	* #12 Texas A&M	L	4-10

SWC Tournament – Austin, Texas

My15	at #1 Texas	L	3-4
My16	vs. Texas A&M	W	11-7
My17	vs. #4 Arkansas	L	9-14

NCAA Central Regional – Austin, Texas

My21	vs. Indiana State	W	10-5
My22	vs. Sam Houston State	W	8-4
My23	at #1 Texas	L	3-15
My23	vs. Sam Houston State	W	4-0
My24	at #1 Texas	L	4-13

1988 (33-22-3, 6-14 SWC)

Coach Bragg Stockton

F13	Texas Lutheran	L	5-15
F13	Texas Lutheran	T	7-7
F14	St. Mary's (Texas)	W	15-1
F14	St. Mary's (Texas)	W	5-4
F16	Prairie View A&M	W	12-1
F16	Prairie View A&M	W	13-1
F17	St. Edward's	W	12-2
F17	St. Edward's	T	2-2
F20	at Louisiana-Lafayette	W	6-4
F21	at Louisiana-Lafayette	W	6-1
F23	Sam Houston State	W	7-3
F25	Texas Southern	W	15-3
F28	North Texas	W	14-2
F28	North Texas	W	10-3
M5	Western Kentucky	W	9-1
M6	Western Kentucky	L	3-5
M7	Western Kentucky	L	5-8
M9	St. Francis (Ill.)	W	8-4
M10	St. Francis (Ill.)	L	2-4
M10	St. Francis (Ill.)	W	3-2
M12	Louisiana-Lafayette	W	8-3
M13	Missouri	W	9-2
M14	Missouri	L	11-12
M17	Dartmouth	W	5-2
M18	Dartmouth	W	13-2
M18	Cal-Poly Pomona	W	5-4

M19	Cal-Poly Pomona	W	7-0
M19	Cal-Poly Pomona	W	8-7
M20	Nicholls State	W	21-4
M22	Stephen F. Austin	W	7-0
M22	Stephen F. Austin	W	10-5
M25	* at Texas Tech	L	9-10
M26	* at Texas Tech	W	5-3
M26	* at Texas Tech	L	1-4
M29	Texas Southern	W	27-2
A1	* Arkansas	W	8-2
A2	* Arkansas	L	7-16
A2	* Arkansas	W	6-5
A5	UNLV	L	8-17
A8	* at TCU	L	2-4
A9	* at TCU	L	1-2
A9	* at TCU	L	9-16
A12	Texas Southern	W	12-7
A13	at Sam Houston State	L	3-4
A15	* Baylor	L	6-20
A16	* Baylor	W	3-1
A16	* Baylor	L	3-4
A19	at Lamar	L	4-5
A22	* at Rice	L	3-5
A23	* at Rice	W	14-3
A23	* at Rice	W	17-2
A26	Lamar	W	15-14
A30	* Texas	L	2-14
My1	* Texas	L	2-12
My1	* Texas	T	6-6
My6	* at Texas A&M	L	6-15
My7	* at Texas A&M	L	3-4
My7	* at Texas A&M	L	1-3

1989 (43-17, 9-12 SWC)

Coach Bragg Stockton

F12	Texas-Arlington	W	9-7
F12	Texas-Arlington	W	7-0
F17	St. Edward's	W	8-0
F17	St. Edward's	W	6-1
F18	St. Mary's (Texas)	W	6-0
F18	St. Mary's (Texas)	W	8-5
F21	Westmont College	W	2-0
F21	Westmont College	W	14-8
F22	Sam Houston State	W	11-5
F23	McNeese State	W	9-6
F25	Texas State	W	8-1
F25	Texas State	W	6-3
F28	Texas Southern	W	7-0
M3	! vs. Ohio State	W	6-4
M3	! vs. USC	L	2-6
M4	! at Louisiana-Lafayette	W	2-0
M7	Western Kentucky	W	5-1
M7	Western Kentucky	L	4-5
M8	Western Kentucky	W	6-5
M11	Texas Lutheran	W	5-2
M11	Texas Lutheran	W	8-5
M13	Iowa State	W	11-1
M13	Iowa State	W	6-1
M14	Southeast Oklahoma St.	W	8-7
M15	St. Francis (Ill.)	W	4-2
M16	St. Francis (Ill.)	W	8-2
M17	Iowa State	W	6-3
M19	Southeast Oklahoma St.	W	7-4
M19	Southeast Oklahoma St.	W	5-4
M22	Stephen F. Austin	W	3-2
M22	Stephen F. Austin	W	3-1
M24	* at Arkansas	L	1-10
M25	* at Arkansas	L	0-3
M25	* at Arkansas	L	3-8
M31	* TCU	W	8-7
A1	* TCU	W	5-4
A1	* TCU	W	9-3
A4	& vs. Auburn	L	2-4
A5	& vs. Alabama	W	8-4
A7	* at Baylor	L	7-8
A8	* at Baylor	L	2-7
A8	* at Baylor	W	2-1
A11	Northwood Institute	W	12-6
A15	* Rice	W	9-2
A16	* Rice	L	3-4
A16	* Rice	W	13-12 (10)

A18	Lamar	W	8-4
A21	* at Texas	L	2-5
A22	* at Texas	L	3-9
A22	* at Texas	L	8-10
A25	at Lamar	W	6-3
A25	at Lamar	W	1-0
A28	* #2 Texas A&M	L	10-11
A29	* #2 Texas A&M	W	11-3
A29	* #2 Texas A&M	L	6-12
My12	* Texas Tech	L	4-6
My13	* Texas Tech	W	7-3
My13	* Texas Tech	W	9-8

SWC Tournament – College Station, Texas

My18	at Texas A&M	L	3-15
My19	vs. Arkansas	L	4-15

! – Louisiana Classics (Lafayette, La.);
& – USADiamond Club Classic (Mobile, Ala.)

1990 (44-23, 12-9 SWC)

Coach Bragg Stockton

NCAA South I Regional

No. 21 Final Ranking

F3	Hardin-Simmons	L	3-5
F3	Hardin-Simmons	W	10-8
F4	Hardin-Simmons	W	11-10
F6	Texas Southern	W	13-2
F7	at Lamar	W	8-0
F14	Sam Houston State	W	17-2
F14	Sam Houston State	W	3-1
F17	! Long Beach State	L	0-3
F17	! UCF	W	4-3
F18	! Illinois	L	3-10
F18	! UCF	L	5-12
F22	at Stephen F. Austin	L	3-4
F22	at Stephen F. Austin	W	3-0
F23	at McNeese State	L	5-7
F24	at Louisiana-Lafayette	W	7-6
M3	Western Kentucky	L	3-6
M4	Western Kentucky	W	2-0
M5	Western Kentucky	W	11-3
M6	Texas Southern	W	3-2
M7	Stephen F. Austin	W	21-3
M7	Stephen F. Austin	W	4-1
M8	Vanderbilt	W	12-4
M9	Chicago State	W	4-3
M10	New York Tech	W	5-0
M10	New York Tech	W	11-3
M11	New York Tech	W	10-3
M13	Colorado State	W	8-2
M14	Colorado State	W	10-2
M16	* at Texas Tech	W	10-7
M17	* at Texas Tech	L	2-7
M17	* at Texas Tech	L	4-5
M19	Missouri	W	7-3
M21	Missouri	L	1-16
M23	* #7 Arkansas	L	1-6
M24	* #7 Arkansas	L	4-6
M24	* #7 Arkansas	W	6-0
M27	Lamar	L	2-4
M31	* at TCU	W	7-5
M31	* at TCU	W	14-3
A1	* at TCU	W	8-3
A3	Prairie View A&M	W	11-0
A3	Prairie View A&M	W	7-1
A6	* Baylor	L	2-5
A7	* Baylor	W	3-2
A7	* Baylor	W	5-4
A10	at Oklahoma State	L	0-15
A11	at Oklahoma State	W	10-4
A13	* at Rice	W	5-0
A15	* at Rice	L	1-4
A15	* at Rice	L	0-3
A16	at Sam Houston State	W	5-2
A16	at Sam Houston State	W	7-4
A20	* #4 Texas	W	7-5
A21	* #4 Texas	L	3-5
A21	* #4 Texas	L	5-15
A24	at Lamar	W	17-5
A27	* at #11 Texas A&M	W	1-0
A28	* at #11 Texas A&M	W	4-3
A28	* at #11 Texas A&M	W	4-2

SWC Tournament – Austin, Texas

#16	My17	at Texas	L	1-9
#16	My18	vs. Rice	W	11-0
#16	My19	vs. #4 Arkansas	W	7-1
#16	My19	at Texas	L	4-6

NCAA South I Regional – Baton Rouge, La.

#16	My24	vs. Georgia Tech	W	4-2
#16	My25	vs. #7 USC	L	11-26
#16	My26	vs. Southern Miss	W	15-3
#16	My26	at #6 LSU	L	4-6

! – Olive Garden Classic (St. Kissimmee, Fla.)

1991 (37-19, 10-11 SWC)

Coach Bragg Stockton

F6	Texas Southern	W	9-0
F8	Texas-Arlington	W	10-8
F9	Louisiana-Monroe	W	5-0
F10	McNeese State	L	9-10
F13	Sam Houston State	W	14-12
F16	St. Mary's (Texas)	W	4-0
F16	St. Mary's (Texas)	W	12-1
F17	St. Edward's	W	12-0
F17	St. Edward's	W	10-3
F20	at Lamar	W	6-4
F23	Texas State	W	2-0
F23	Texas State	W	11-4
F24	Sam Houston State	L	4-7
F26	at Stephen F. Austin	W	5-0
F26	at Stephen F. Austin	W	14-3
M2	at Texas-Pan American	L	0-2
M3	# vs. Central Michigan	W	11-5
M3	at Texas-Pan American	L	2-3
M4	# vs. Central Michigan	L	2-3 (8)
M6	Stephen F. Austin	W	10-8
M6	Stephen F. Austin	W	10-1
M9	Northwestern State	L	5-6
M10	Northwestern State	W	7-6 (12)
M16	at Louisiana Tech	W	3-2
M16	at Louisiana Tech	L	1-2
M17	at Louisiana Tech	W	3-1
M19	Mankato State	W	3-2 (8)
M19	Mankato State	W	4-0
M22	* Texas Tech	W	6-2
M23	* Texas Tech	L	1-4
M23	* Texas Tech	W	1-0
M29	* at Arkansas	W	4-3
M30	* at Arkansas	L	2-6
M30	* at Arkansas	W	6-5
A2	at Sam Houston State	W	10-4
A7	* at TCU	L	0-5
A7	* at TCU	L	4-8
A8	* at TCU	L	2-11
A10	at Sam Houston State	W	4-0
A12	* at Baylor	L	6-8 (12)
A14	* at Baylor	L	1-5
A14	* at Baylor	W	5-0
A16	Louisiana-Lafayette	W	6-4
A19	* Rice	W	8-7
A20	* Rice	W	4-2
A20	* Rice	W	8-7
A23	Lamar	W	6-1
A23	Lamar	W	2-0
A26	* at Texas	L	3-16
A27	* at Texas	L	0-10
A27	* at Texas	L	2-3 (14)
A29	Texas Southern	W	7-0
A30	at Lamar	L	2-5
My4	* Texas A&M	L	6-8
My5	* Texas A&M	W	4-3
My5	* Texas A&M	W	18-2

– Played at Edinburg, Texas

1992 (25-28, 13-21 SWC)

Coach Bragg Stockton

F6	Texas Southern	W	16-2
F8	Texas State	W	7-0
F9	Texas-Arlington	W	6-3
F11	at Lamar	W	7-6
F12	at McNeese State	L	9-14 (11)



HOUSTON BASEBALL

F15	* Baylor	L	2-4
F15	* Baylor	L	5-6
F16	* Baylor	W	4-2
F18	Sam Houston State	W	6-3
F21	* at Texas A&M	L	2-5
F22	* at Texas A&M	L	2-3
F22	* at Texas A&M	L	4-5
F25	Texas Southern	W	5-3
F28	* TCU	L7-10 (10)	
F29	* TCU	W	4-1
F29	* TCU	L	3-5
M3	Louisiana Tech	W	4-2
M6	* at Rice	L	1-2
M7	* at Rice	L	1-3
M7	* at Rice	L	0-1
M9	Saint Louis	L	1-7
M10	Mississippi	L	3-12
M13	* #4 Texas	W	5-2
M14	* #4 Texas	L	1-6
M14	* #4 Texas	W	11-4
M17	Stephen F. Austin	W	8-4
M20	* at Texas Tech	L	8-9
M21	* at Texas Tech	W	7-1
M21	* at Texas Tech	L	9-10 (10)
M25	McNeese State	W	17-3
M27	* at Baylor	L	1-5
M28	* at Baylor	W	3-1
M28	* at Baylor	W	7-5
M31	at Lamar	W	6-3
A1	UTSA	L	6-8
A4	at Tulane	L	2-5
A5	at Tulane	W	4-3
A7	at Stephen F. Austin	W	9-4
A10	* Rice	L	1-6
A11	* Rice	L	0-4
A11	* Rice	W	5-4 (15)
A14	at Sam Houston State	L	3-4 (10)
A17	* at Texas	L	3-4
A18	* at Texas	W	4-1
A18	* at Texas	L	0-4
A24	* Texas A&M	L	2-4
A25	* Texas A&M	W	2-1
A25	* Texas A&M	L	1-4
A28	Lamar	L	10-11
My1	* at TCU	W	5-3
My2	* at TCU	L	2-5
My2	* at TCU	W	2-1
My15	* Texas Tech	W	6-1

1993 (31-24, 3-15 SWC)

Coach Bragg Stockton

F1	UTSA	W	6-5 (7)
F1	UTSA	W	7-1
F4	Texas Southern	W	20-4
F6	Stephen F. Austin	W	10-8 (7)
F6	Stephen F. Austin	W	13-1 (7)
F7	St. Edward's	W	12-4
F9	at Stephen F. Austin	W	7-5 (7)
F9	at Stephen F. Austin	W	8-2 (7)
F13	#16 Tulane	W	9-7
F14	#16 Tulane	W	5-3
#20	F15 McNeese State	L	4-12
#20	F17 Houston Baptist	W	10-3
#20	F19 at Texas-Pan American	W	3-1
#20	F20 ! vs. Prairie View A&M	W	13-3
#20	F20 at Texas-Pan American	W	6-1
#20	F21 at Texas-Pan American	W	8-1
#17	F23 Lamar	W	4-2
#17	F26 Texas State	W	6-4
#17	F27 Texas State	L	3-4
#15	M4 at Louisiana-Lafayette	W	7-3
#15	M5 \$ vs. Oklahoma State	L	9-28
#15	M6 \$ vs. Mississippi	L	2-6
#15	M7 \$ at Louisiana-Lafayette	L	5-7
#15	M8 Illinois State	W	27-5
#15	M13 * at #13 Rice	L	4-17
#15	M14 * at #13 Rice	L	1-2 (7)
#15	M14 * at #13 Rice	L	1-4
M16	Sam Houston State	L	5-9
M20	* at #1 Texas	W	4-1 (7)
M20	* at #1 Texas	L	7-8

M21	* at #1 Texas	L	5-8
M23	Texas Southern	W	14-2
M26	* Texas A&M	L	3-6
M27	* Texas A&M	L10-20 (7)	
M27	* Texas A&M	L14-19 (11)	
M30	at Lamar	L	1-7
A2	* #12 Texas Tech	L	2-13
A3	* #12 Texas Tech	W	3-1
A3	* #12 Texas Tech	L	3-4 (6)
A6	at Sam Houston State	W	6-5
A9	Tarleton State	W	17-13
A10	Tarleton State	W	5-2 (7)
A10	Tarleton State	W	9-3 (7)
A13	Houston Baptist	W	5-1
A16	* at TCU	L	2-7
A17	* at TCU	W	7-5 (7)
A17	* at TCU	L	6-9
A21	at UTSA	L	5-6
A23	at Oklahoma	W	9-8
A24	at Oklahoma	L	13-14
A26	Texas-Pan American	W	8-1 (7)
A26	Texas-Pan American	W	14-3 (7)
My1	* Baylor	L	3-4
My2	* Baylor	L	3-10
My2	* Baylor	L	8-13

! - Played at Edinburg, Texas;
\$ - at Louisiana Classics (Lafayette, La.)

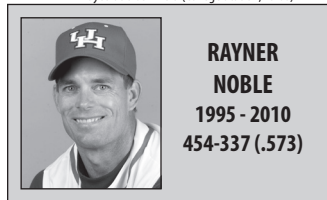
1994 (30-26, 4-14 SWC)

Coach Bragg Stockton

F5	Texas Lutheran	W	3-0
F5	Texas Lutheran	W	4-0
F6	Texas Wesleyan	L	0-11
F8	at Stephen F. Austin	W	1-0
F8	at Stephen F. Austin	W	8-3
F9	at McNeese State	W	5-4
F12	Texas State	W	3-1
F13	Texas State	W	5-4
F16	UTSA	W	3-2
F16	UTSA	L	3-7
F19	at Louisiana Tech	L	1-2
F19	at Louisiana Tech	W	6-0
F20	at Louisiana Tech	L	5-6
F22	Sam Houston State	W	3-2
F26	#7 LSU	L	5-8
F27	#7 LSU	L	2-7
M2	at UTSA	W	10-1
M2	at UTSA	L	2-10
M4	Tampa	L	2-8
M5	Tampa	W	11-9
M5	#25 McNeese State	L	7-18
M7	Oklahoma	L	3-7
M8	Creighton	W	9-8 (11)
M9	#14 Oklahoma	W	8-3
M11	! Creighton	L	2-5 (11)
M13	! Indiana State	W	11-3
M13	! Chicago State	W	10-3
M15	Stephen F. Austin	W	5-2
M15	Stephen F. Austin	W	3-0
M18	* #10 Rice	W	9-8 (10)
M19	* #10 Rice	W	8-7
M19	* #10 Rice	L	6-26
M22	Texas Southern	W	13-2
M25	* #5 Texas	L	7-13
M26	* #5 Texas	W	7-2
M26	* #5 Texas	L	8-17
M29	#21 Lamar	W	9-5
A1	* at #NA Texas A&M	L	9-15
A2	* at #NA Texas A&M	L	1-2 (8)
A2	* at #NA Texas A&M	W	8-3
A5	% Schreiner	W	11-1
A8	* at Texas Tech	L	3-11
A9	* at Texas Tech	L	4-11
A9	* at Texas Tech	L	8-11
A12	at Sam Houston State	W	6-5
A16	\$ Texas-Pan American	L	2-7
A17	\$ Texas-Pan American	W	3-2
A17	\$ Texas-Pan American	W	4-2
A19	at Lamar	W	3-1
A23	+ * TCU	L	4-9
A23	+ * TCU	L	4-19

A24	+ * TCU	L	2-13
A26	% East Texas Baptist	W	9-2
A30	* at Baylor	L	3-5
My1	* at Baylor	L	2-6
My1	* at Baylor	L	5-6

! - Cougar Classic; % - at Cameron Field, Rice;
\$ - Played at Humble High School (Humble, Texas);
+ - Played at Olsen Field (College Station, Texas)



RAYNER NOBLE
1995 - 2010
454-337 (.573)

1995 (26-29, 6-18 SWC)

Coach Rayner Noble

F8	at McNeese State	L	1-2
F11	at Texas State	W	5-1
F11	at Texas State	L	4-5
F15	at Texas-Pan American	W	6-0
F15	at Texas-Pan American	L	6-7
F17	! at New Orleans	L	2-8
F18	! LSU	W	4-3
F19	! at Tulane	W	7-6
F22	Sam Houston State	W	10-2
F23	Texas Southern	W	12-0
F25	at LSU	L	3-14
F26	at LSU	L	6-13
M1	Louisiana Tech	W	15-6
M1	Louisiana Tech	W	3-2
M4	McNeese State	L	1-6
M5	McNeese State	W	3-2
M5	McNeese State	W	4-1
M8	UTSA	W	5-4
M10	Northwestern State	L	8-9
M11	Northwestern State	W	2-1
M11	Northwestern State	L	0-2
M14	Lamar	W	5-4 (10)
M16	* (-)Rice	L	5-8
M17	* & (-) Texas Tech	L	7-9
M18	* (-) Baylor	L	1-2
M19	* (-) Texas	L	4-5
M21	at UTSA	W	12-7
M24	* at Texas	L	5-6
M25	* at Texas	L	2-5
M25	* at Texas	L	6-13
M28	Texas State	W	6-1
M28	Texas State	W	3-2
A1	* Texas A&M	L	4-10
A1	* Texas A&M	L	5-9
A2	* Texas A&M	L	1-4 (10)
A2	* Texas A&M	L	0-7
A7	* Texas Tech	W	7-6
A8	* Texas Tech	L	5-6
A8	* Texas Tech	L	9-15
A11	at Sam Houston State	W	2-1
A14	at * TCU	L	3-9
A14	at * TCU	W	17-16 (10)
A15	at * TCU	W	7-1
A15	at * TCU	L	4-6
A17	at Texas Southern	W	15-3
A21	at Oklahoma	L	3-4
A25	Incarnate Word	L	1-5
A25	Incarnate Word	W	7-3
A28	* Baylor	L	4-5
A29	* Baylor	W	7-5
A29	* Baylor	W	5-3
My2	at Lamar	W	13-8
My12	* at Rice	W	7-4
My13	* at Rice	L	3-8
My13	* at Rice	L	6-8

! - Winn-Dixie Showdown (New Orleans);
* - SWC First Pitch Tournament;
& - UH home game played at Rice

1996 (29-28, 9-15 SWC)

Coach Rayner Noble

F13	at McNeese State	W	7-1
F14	Sam Houston State	L	6-7
F16	Texas State	W	7-6
F17	Texas State	W	14-5
F18	Texas State	L	11-14
F20	Lamar	W	12-8
F21	Texas Southern	W	18-3
F23	Illinois	L	4-8
F24	Illinois	W	7-4
F25	Illinois	W	8-6 (10)
F27	at Houston Baptist	L	1-5
M2	Michigan	W	11-4
M3	Michigan	W	5-4
M4	Michigan	W	11-4
M5	Michigan	W	9-4
M6	McNeese State	L	7-14
M8	#21 UCF	W	9-5
M9	#21 UCF	W	8-3
M10	#21 UCF	L	1-5
M12	at Lamar	L	8-9
M14	* (-) Rice	L	3-9
M15	* (-) Texas Tech	L	5-14
M16	* (-) Baylor	W	7-5
M17	* (-) Texas	L	7-22
M19	at Louisiana-Lafayette	W	5-3
M22	* at Texas A&M	W	15-13
M23	* at Texas A&M	L	8-11
M23	* at Texas A&M	L	4-5
M24	* at Texas A&M	L	3-11
M29	at Oklahoma	L	6-7
M30	at Oklahoma	W	9-3
M31	at Oklahoma	L	6-7
A2	Lamar	W	5-2
A6	* #20 Texas	L	1-6
A6	* #20 Texas	L	5-10
A7	* #20 Texas	L	3-11
A8	Texas Southern	W	8-6
A9	at Sam Houston State	W	20-5
A12	* at Baylor	L	3-8
A13	* at Baylor	W	2-0
A13	* at Baylor	L	12-13
A16	at Wichita State	L	3-13
A17	at Wichita State	L	3-6
A19	* TCU	W	9-2
A20	* TCU	W	5-2
A20	* TCU	W	10-9
A21	* TCU	L	4-14
A23	Louisiana-Lafayette	W	3-2 (10)
A26	* at Texas Tech	L	1-11
A27	* at Texas Tech	W	5-1
A27	* at Texas Tech	L	2-9
A30	at Lamar	W	8-7
My10	* Rice	L8-16 (13)	
My11	* Rice	W	3-2
My11	* Rice	W	4-3

SWC Tournament - Lubbock, Texas

My15	at Texas Tech	L	5-11
My16	vs. Texas A&M	L	10-12

-- SWC First Pitch Tournament

1997 (40-23, 19-8 C-USA)

Coach Rayner Noble

C-USA Tournament Champions

NCAA South I Regional

F8	at #4 Rice	W	16-12
F9	#4 Rice	L	8-11
F11	McNeese State	W	10-6
F15	at Northwestern State	L	4-5
F16	at Northwestern State	L	4-8
F16	at Northwestern State	W	15-8
F18	at Texas	L	13-14
F21	! Oklahoma	W	5-4
F22	! UCF	W	15-6
F23	! Texas State	L	1-2
F25	Texas Southern	W	8-4
M1	#7 Wichita State	W	10-6
M2	#7 Wichita State	W	4-3



M4	at Sam Houston State	L	8-9
M5	at McNeese State	W	9-5 (11)
M6	Oral Roberts	L	5-9
M14	* Saint Louis	W	7-5
M15	* Saint Louis	W	4-3
M16	* Saint Louis	W	11-6
M19	#NA Texas A&M	W	6-4
M21	* at #14 USF	W	6-5
M22	* at #14 USF	L	5-9
M23	* at #14 USF	W	11-6
M26	at UCF	W	11-8
M28	* Southern Miss	L	7-9
M29	* Southern Miss	W	6-4
M30	* Southern Miss	W	14-11
A1	at Rice	L	5-8
A2	at Baylor	W	12-5
A4	* at Louisville	L	3-8
A5	* at Louisville	W	12-6
A6	* at Louisville	W	7-4
A8	#22 Rice	L	5-6
A9	Texas Southern	W	13-1
A12	* Charlotte	W	7-3
A12	* Charlotte	W	12-1
A13	* Charlotte	W	5-4
A15	at Texas A&M	L	4-8
A16	Lamar	W	13-6
A18	* at Memphis	W	9-2
A19	* at Memphis	W	7-5
A20	* at Memphis	L	2-8
A21	#14 Rice	L	5-8
A22	UTSA	W	7-2
A23	Sam Houston State	W	7-0
A25	* at Tulane	L	1-2
A26	* at Tulane	W	12-11(10)
A27	* at Tulane	L	2-4
A29	Baylor	W	13-5
A30	at Lamar	L	4-6
My2	* UAB	L	7-8
My3	* UAB	W	12-9
My4	* UAB	L	6-13
My10	* at Cincinnati	W	9-0
My10	* at Cincinnati	W	7-2
My11	* at Cincinnati	W	14-5

C-USA Tournament – New Orleans

My14	vs. Saint Louis	W	13-4
My15	vs. USF	W	2-0
My17	vs. UAB	L	5-6 (12)
My17	vs. UAB	W	10-8
My18	vs. Charlotte	W	22-7

NCAA South I Regional – Baton Rouge, La.

My22	vs. #18 South Alabama	L	6-12
My23	vs. UNC-Greensboro	L	5-9

! – Marriott West Loop Houston Tournament (Cougar Field)

1998 (34-25, 21-6 C-USA)

Coach Rayner Noble

F7	^ vs. Washington State	L	5-17
F7	^ at San Diego State	L	3-10
F11	Rice	W	8-7
F13	at #4 Alabama	L	5-15
F14	at #4 Alabama	L	2-4
F15	at #4 Alabama	L	4-8
F18	at #12 Rice	L	3-16
F20	! Oklahoma	L	4-5
F21	! Kansas	W	9-2
F22	! UCF	W	9-4
F24	UCF	L	3-4
F27	Illinois	W	9-2
F28	Illinois	W	10-2
M1	Illinois	W	11-6
M3	at Sam Houston State	W	13-6
M6	#20 Michigan	W	10-5
M7	#20 Michigan	W	10-9
M8	#20 Michigan	W	12-10
M11	at Rice	L	2-10
M13	* Tulane	L	6-10
M14	* Tulane	W	6-3
M15	* Tulane	W	16-4
M17	at Rice	L	6-7
M18	Texas	W	5-4

M20	* USF	W	7-2
M21	* USF	W	18-17
M22	* USF	W	17-4
M24	#14 Texas A&M	L	3-6 (8)
M24	#14 Texas A&M	L	4-7
M28	* at Saint Louis	W	8-4
M29	* at Saint Louis	L	1-4
M30	* at Saint Louis	W	9-0
M31	Texas	L	2-3
A4	* at Charlotte	L	6-7
A4	* at Charlotte	L	3-8
A5	* at Charlotte	L	4-11
A7	at Baylor	L	7-17
A10	* Cincinnati	W	14-0
A11	* Cincinnati	W	7-0
A12	* Cincinnati	W	5-0
A15	#13 Rice	L	3-12
A17	* at UAB	W	4-2
A19	* at UAB	W	7-6
A19	* at UAB	W	5-4
A21	at Texas A&M	W	9-7 (10)
A24	* Louisville	W	5-0
A25	* Louisville	W	9-5
A26	* Louisville	L	3-8
A28	#28 Baylor	L	2-7
A29	Sam Houston State	L	4-10
My1	* at Southern Miss	W	3-1
My2	* at Southern Miss	W	6-4
My3	* at Southern Miss	W	17-5
My8	* Memphis	W	6-0
My9	* Memphis	W	10-3
My10	* Memphis	W	9-3

C-USA Tournament – New Orleans

My13	vs. Memphis	W	3-2
My14	vs. Charlotte	L	5-6
My15	vs. Southern Miss	L	5-6

^ – Moores' Cup;
! – Marriott West Loop Houston Invitational Tournament (Cougar Field)

1999 (40-24, 20-7 C-USA)

Coach Rayner Noble

C-USA Champions

NCAA Houston Regional

No. 24 Final Ranking

F3	Sam Houston State	W	11-2
F9	\$ #2 Rice	L	9-12
F12	#10 Alabama	L	1-5
F13	#10 Alabama	W	9-5 (11)
F14	#10 Alabama	W	6-2
F16	at #4 Texas	W	12-9 (12)
F19	! Oklahoma	L	1-6
F20	! Vanderbilt	W	4-3 (10)
F21	! #21 Baylor	L	2-8 (22)
F23	\$ at Rice	W	8-3
F26	^ San Diego State	W	15-5
F28	Texas State	W	9-1
M2	Baylor	L	2-7
M5	at #15 Cal State Fullerton	L	2-3
M6	at #15 Cal State Fullerton	L	7-8
M7	at #15 Cal State Fullerton	L	3-9
M9	#3 Texas A&M	L	7-8
M10	at Sam Houston State	L	5-7
M12	Ohio State	W	2-1
M13	Ohio State	W	6-5
M14	Ohio State	W	19-8
M16	\$ #7 Rice	L	2-6
M19	* at Louisville	W	5-0
M20	* at Louisville	W	15-2
M21	* at Louisville	W	13-11
M24	at #9 Texas	L	1-5
M26	* Charlotte	W	6-0
M27	* Charlotte	W	8-7
M27	* Charlotte	L	1-2
M30	at #12 Baylor	L	4-13
A2	* at Memphis	W	10-0
A3	* at Memphis	W	20-5
A4	* at Memphis	L	12-13 (10)
A6	#11 Texas	W	12-6
A9	* Saint Louis	W	11-0
A10	* Saint Louis	W	7-6

A11	* Saint Louis	W	6-1
A13	\$ at #3 Rice	L	4-9
A16	* at Tulane	L	4-12
A17	* at Tulane	L	0-4
A18	* at Tulane	W	13-8
A20	at #3 Texas A&M	W	15-5
A23	* Southern Miss	W	12-3
A24	* Southern Miss	L	4-10
A25	* Southern Miss	W	7-1
A28	\$ #1 Rice	W	8-3
A30	* at Cincinnati	W	19-10
My1	* at Cincinnati	W	6-4
My2	* at Cincinnati	W	11-7
My4	Sam Houston State	W	10-4
My7	* UAB	W	9-1
My8	* UAB	W	4-2
My9	* UAB	W	5-4
My14	* at USF	W	7-3
My15	* at USF	L	6-7
My16	* at USF	L	2-5

C-USA Tournament – Millington, Tenn.

My19	vs. Saint Louis	W	14-4
My20	vs. USF	W	14-3
My22	vs. Saint Louis	W	3-0
My23	vs. #21 Tulane	L	9-12

NCAA Houston Regional – Cougar Field

My28	Texas State	W	6-4
My29	Louisiana-Lafayette	L	3-5
My29	Texas	W	8-5
My30	Louisiana-Lafayette	L	8-19

! – Adam's Mark/Houston Invitational (Cougar Field);
^ – Moores' Cup; \$ – Silver Glove Series

2000 (48-18, 21-4 C-USA)

Coach Rayner Noble

NCAA Houston Super Regional

NCAA Houston Regional Champions

C-USA Tournament Champions

C-USA Champions

No. 11 Final Ranking

F4	at #12 Texas	L	1-2 (11)
F5	at #12 Texas	W	8-2
F6	F6 at #12 Texas	L	1-7
F8	\$ at #22 Rice	W	6-2
F11	Texas State	W	7-3
F12	F12 Texas State	W	4-3
F13	Texas State	W	15-12
F18	! Oral Roberts	W	9-0
F19	! Oklahoma	L	1-3
F20	! Sam Houston State	W	7-4
F22	\$ Rice	W	14-12
F25	at #3 LSU	W	10-2
F26	at #3 LSU	W	11-7
F27	at #3 LSU	W	10-2
F29	#4 Texas	L	7-8
M3	Illinois	L	3-4
M4	Illinois	W	9-1 (11)
M5	Illinois	L	9-11
M7	Texas A&M	L	5-9
M10	at #5 USC	W	3-2
M11	at #5 USC	W	14-7
M12	at #5 USC	W	8-4
M14	at Arizona	W	10-4
M17	* at Charlotte	W	9-2
M18	* at Charlotte	W	10-2
M19	* at Charlotte	W	7-2
M24	* Tulane	L	7-15
M25	* Tulane	W	10-1
M26	* Tulane	L	6-10
M28	at #15 Baylor	W	4-3
M31	* at UAB	W	16-3
A4	at Texas A&M	L	4-5
A7	* USF	W	13-5
A8	* USF	L	3-4
A9	* USF	W	3-2
A11	at Oklahoma	L	2-5
A14	* Cincinnati	W	2-0
A15	* Cincinnati	L	4-6
A16	* Cincinnati	W	9-2
A18	Baylor	W	13-2

A21	* Memphis	W	7-1
A22	* Memphis	W	8-2
A23	* Memphis	W	8-1
A26	\$ at Rice	L	6-7
A28	* at Saint Louis	W	4-0
A29	* at Saint Louis	W	15-4
A30	* at Saint Louis	W	5-0
My5	* Louisville	W	14-2
My6	* Louisville	W	5-2
My7	* Louisville	W	5-2
My12	* at Southern Miss	W	15-10
My13	* at Southern Miss	W	8-1
My14	* at Southern Miss	W	7-5

C-USA Tournament – St. Petersburg, Fla.

My17	vs. Louisville	W	4-3
My18	vs. Charlotte	L	1-6
My19	vs. USF	W	19-6
My20	vs. Charlotte	W	3-0
My20	vs. Charlotte	W	14-2
My21	vs. Cincinnati	W	7-4 (10)

NCAA Houston Regional – Cougar Field

My26	Princeton	W	7-6
My27	Rice	W	5-2
My28	Rice	L	4-5
My28	Rice	W	9-5

NCAA Houston Super Regional – Cougar Field

J2	San Jose State	L	3-5
J3	San Jose State	W	52 (14)
J4	San Jose State	L	2-3

! – Houston Hilton Plaza Invitational (Cougar Field);
\$ – Silver Glove Series

2001 (29-30, 20-7 C-USA)

Coach Rayner Noble

NCAA Houston Regional

F2	! Baylor	L	7-16
F3	! Texas	W	3-2
F4	! Texas Tech	W	11-5
F9	^ at San Diego State	L	2-3
F10	^ at San Diego State	W	13-7
F11	^ at San Diego State	L	4-5
F13	\$ #NA Rice	L	2-5
F17	at #NA LSU	L	4-9
F17	at #NA LSU	L	1-4
F18	at #NA LSU	L	6-14
F21	\$ at #1 Rice	W	14-5
F23	Texas State	W	10-9 (11)
F24	Texas State	L	1-13
F25	Texas State	W	8-7
F27	Texas A&M	L	6-7
M3	#5 USC	L	3-6
M3	#5 USC	L	3-7
M4	#5 USC	L	3-4
M6	at #14 Baylor	L	4-16
M9	#25 Cal State Fullerton	L	2-5
M10	#25 Cal State Fullerton	L	2-8
M11	#25 Cal State Fullerton	L	2-9
M14	at Arizona	W	9-3
M16	* Southern Miss	W	4-2
M17	* Southern Miss	W	6-0
M18	* Southern Miss	W	4-3 (10)
M21	\$ at #1 Rice	W	4-3
M23	* at Memphis	W	3-1
M24	* at Memphis	W	9-5
M25	* at Memphis	W	10-2
M30	* at Cincinnati	L	5-12
M31	* at Cincinnati	W	5-4 (10)
A1	* at Cincinnati	W	6-3
A4	#9 Baylor	L	6-10
A6	* UAB	W	1-0 (12)
A7	* UAB	W	9-0
A8	* UAB	W	4-3 (11)
A10	at Texas A&M	W	4-2
A13	* at Tulane	W	3-1
A14	* at Tulane	L	10-16
A15	* at Tulane	L	5-10
A18	\$ #4 Rice	L	3-5
A20	* Charlotte	W	12-2
A21	* Charlotte	W	10-4
A22	* Charlotte	W	6-2



HOUSTON BASEBALL

A27	* at Louisville	W	8-2
A28	* at Louisville	L	3-4
A29	* at Louisville	L	2-4
My4	* Saint Louis	W	13-2
My5	* Saint Louis	W	6-3
My6	* Saint Louis	W	10-3
My9	\$ at #9 Rice	L	2-3
My11	* at USF	L	3-8
My12	* at USF	L	9-10
My13	* at USF	W	12-2

C-USA Tournament – New Orleans

My16	vs. Southern Miss	L	2-6
My17	vs. Louisville	L	5-6

NCAA Houston Regional – Reckling Park

My25	vs. Baylor	L	1-7
My26	vs. Texas-Arlington	L	6-7

! – Astros College Classic (Houston; Enron Field);

^ – Moores Cup; \$ – Silver Glove Series

2002 (48-17, 22-7 C-USA)

Coach Rayner Noble

NCAA Austin Super Regional

NCAA Mesa Regional Champions

C-USA Champions

No. 9 Final Ranking

F8	^ #16 Baylor	W	3-2
F9	^ #9 Texas	L	6-7
F10	^ #30 Texas A&M	W	2-1
F12	\$ at #9 Rice	L	0-4
F15	& vs. #25 Texas Tech	W	3-0
F16	& vs. Texas State	L	3-4
F20	#17 Baylor	W	10-4
F22	#3 LSU	W	11-3
F23	#3 LSU	L	4-8
F24	#3 LSU	W	12-11
#25	M1 % #8 Cal State Fullerton	W	7-3
#25	M2 % #17 USC	W	9-4
#25	M3 % #6 Miami	W	8-6
#10	M8 at #27 Louisiana-Lafayette	W	5-2
#10	M9 at #27 Louisiana-Lafayette	W	7-3
#10	M10 at #27 Louisiana-Lafayette	W	9-8
#8	M12 McNeese State	W	7-6
#8	M15 * at UAB	W	3-2
#8	M16 * at UAB	W	5-1
#8	M17 * at UAB	L	2-6
#7	M19 \$ at #4 Rice	L	3-7
#7	M20 \$ #4 Rice	L	1-3 (11)
#7	M22 * #35 Tulane	W	8-0
#7	M23 * #35 Tulane	W	11-1
#7	M24 * #35 Tulane	W	11-3
#5	M26 Fresno State	W	11-0
#5	M29 * at #34 Southern Miss	W	3-2 (10)
#5	M30 * at #34 Southern Miss	L	4-8
#5	M31 * at #34 Southern Miss	W	7-6 (13)
#5	A2 * \$3 Rice	W	1-0
#5	A5 * at East Carolina	L	4-5
#5	A6 * at East Carolina	L	4-11
#5	A7 * at East Carolina	W	7-3
#7	A9 #18 Texas A&M	W	10-2
#7	A12 * Memphis	W	15-1
#7	A13 * Memphis	W	15-3
#7	A14 * Memphis	W	16-6
#7	A16 \$ at Rice	L	5-7
#7	A19 * Cincinnati	W	10-2
#7	A20 * Cincinnati	L	10-11(12)
#7	A21 * Cincinnati	W	10-1
#10	A24 Sam Houston State	W	6-1
#10	A26 * at Saint Louis	W	7-3
#10	A28 * at Saint Louis	W	9-5
#8	A30 UTSA	W	5-2
#8	My3 * USF	L	9-10
#8	My4 * USF	L	2-9
#8	My5 * USF	W	11-1
#11	My10 * at Charlotte	W	9-1
#11	My11 * at Charlotte	W	8-4
#11	My12 * at Charlotte	W	3-2
#9	My14 at #14 Baylor	W	5-4
#9	My16 * TCU	W	2-0
#9	My18 * TCU	W	4-2
#9	My18 * TCU	W	6-1

C-USA Tournament – Kinston, N.C.

#6	My21 vs. Saint Louis	W	5-0
#6	My23 vs. #32 Southern Miss	W	7-1
#6	My25 vs. Tulane	W	7-2
#6	My26 vs. East Carolina	L	0-4

NCAA Mesa Regional – Mesa, Ariz.

#7	My31 vs. #34 New Mexico St.	W	9-0
#7	J1 at #15 Arizona State	W	8-4
#7	J2 at #15 Arizona State	W	8-3

NCAA Austin Super Regional – Austin, Texas

#6	J7 at #3 Texas	W	2-0
#6	J8 at #3 Texas	L	2-17
#6	J9 at #3 Texas	L	2-5

^ – Astros College Classic (Houston, Texas; Astros Field);

& – Lone Star Classic (Round Rock, Texas);

% – Kia Bash (Fullerton, Calif.); \$ – Silver Glove Series

2003 (37-30, 18-12 C-USA)

Coach Rayner Noble

NCAA Houston Super Regional

NCAA College Station Regional Champions

No. 16 Final Ranking

#6	F7 ! vs. UC Santa Barbara	L	2-4 (12)
#6	F8 ! at #43 Pepperdine	W	2-0
#6	F9 ! vs. #47 Washington	L	1-4
#13	F14 @ vs. #10 Baylor	L	4-14
#13	F15 @ vs. Alabama	W	7-2
#13	F16 @ vs. Texas A&M	L	2-4
#20	F18 \$ #2 Rice	L	0-3
#20	F22 at #12 LSU	W	7-2
#20	F23 at #12 LSU	L	2-5
F28	Louisiana-Lafayette	W	3-2
M1	Louisiana-Lafayette	W	8-0
M2	Louisiana-Lafayette	W	5-1
M4	at #1 Rice	L	3-4
M7	Northwestern State	L	0-2
M8	Northwestern State	W	2-1
M9	Northwestern State	L	4-6
M11	at #8 Baylor	L	4-15
M14	* East Carolina	L	0-1(12)
M15	* East Carolina	W	2-1
M16	* East Carolina	L	5-7 (10)
M19	\$ #1 Rice	L	6-7 (11)
M21	* at Cincinnati	W	13-2
M22	* at Cincinnati	W	13-6
M23	* at Cincinnati	W	16-3
M25	at Sam Houston State	W	7-3
M28	* at TCU	W	5-2
M29	* at TCU	L	2-5
M30	* at TCU	W	6-5
A1	\$ at Rice	L	0-11
A4	* #31 UAB	W	4-3
A5	* #31 UAB	W	2-1
A6	* #31 UAB	W	3-2
A8	Texas State	W	14-6
A11	* at Tulane	L	1-2
A12	* at Tulane	L	2-4
A13	* at Tulane	L	1-5
A16	\$ #1 Rice	W	5-1
A18	* Saint Louis	W	8-2
A19	* Saint Louis	W	8-5
A20	* Saint Louis	W	4-1
A22	at Texas State	W	7-3
A26	* at USF	W	5-3 (10)
A26	* at USF	L	7-10
A27	* at USF	W	12-7 (10)
A29	UTSA	W	8-6
A30	at #20 Baylor	L	4-5 (10)
My2	* Louisville	W	8-3
My3	* Louisville	L	6-8
My4	* Louisville	W	9-7
My9	* at Memphis	L	1-4
My10	* at Memphis	W	11-8
My11	* at Memphis	L	6-9
My13	at #9 Texas A&M	W	8-6
My15	* #17 Southern Miss	L	11-19
My16	* #17 Southern Miss	W	6-5
My17	* #17 Southern Miss	L	3-15

C-USA Tournament – New Orleans, La.

My21	vs. East Carolina	W	2-1
My22	vs. #15 Southern Miss	L	2-7
My23	vs. East Carolina	L	0-5

NCAA College Station Regional – College Station, Texas

My30	vs. #23 Alabama	L	3-9
My31	vs. Oral Roberts	W	4-2
My31	vs. #23 Alabama	W	16-8
J1	at #10 Texas A&M	W	7-6
J1	at #10 Texas A&M	W	7-6 (10)

NCAA Houston Super Regional – Reckling Park

#17	J7 at #1 Rice	W	5-2
#17	J8 at #1 Rice	L	2-10
#17	J9 at #1 Rice	L	2-5

! – Battle at the Beach (Malibu, Calif.);

@ – Minute Maid Park College Classic (Houston; Minute Maid Park);

\$ – Silver Glove Series

2004 (30-29, 19-11 C-USA)

Coach Rayner Noble

F13	! vs. Kansas State	W	12-4
F14	! vs. Texas Tech	L	7-12 (11)
F15	! vs. #4 Texas	L	5-6
F17	\$ at #1 Rice	L	4-8
F20	#14 Cal State Fullerton	W	3-2
F21	#14 Cal State Fullerton	L	0-11
F22	#14 Cal State Fullerton	L	4-9
F27	#8 Long Beach State	L	1-6
F28	#8 Long Beach State	L	1-4
F29	#8 Long Beach State	W	4-2
M2	#25 Baylor	W	10-4
M5	at #1 LSU	L	3-9
M6	at #1 LSU	W	10-5
M7	at #1 LSU	L	2-8
M9	#12 Texas A&M	L	7-8
M11	% vs. San Diego State	L	0-4
M13	% vs. San Diego	L	6-11
M14	% vs. UCLA	W	7-6
M16	\$ #3 Rice	W	3-2
M19	* at #18 Southern Miss	L	3-8
M20	* at #18 Southern Miss	W	10-6
M21	* at #18 Southern Miss	L	3-4
M23	^ vs. Texas Tech	L	11-12
M26	* TCU	L	0-1
M27	* TCU	W	9-2
M28	* TCU	L	7-18
M30	\$ at #4 Rice	L	3-8
A2	* at UAB	W	9-3
A3	* at UAB	W	8-0
A4	* at UAB	W	5-2
A7	\$ #4 Rice	L	3-4
A9	* Charlotte	W	11-4
A10	* Charlotte	W	6-4
A10	* Charlotte	L	3-5
A13	at #13 Texas A&M	L	1-8
A16	* at Saint Louis	L	3-4
A17	* at Saint Louis	W	7-3
A18	* at Saint Louis	W	9-3
A20	at UTSA	W	16-8
A23	* Cincinnati	W	17-0
A24	* Cincinnati	W	7-6
A25	* Cincinnati	W	6-3
A27	Sam Houston State	W	10-5
A30	* at #7 East Carolina	L	10-11
My1	* at #7 East Carolina	L	3-5
My2	* at #7 East Carolina	L	5-9
My7	* Memphis	W	9-2
My8	* Memphis	W	6-2
My9	* Memphis	W	8-6
My15	* at Louisville	W	12-2
My15	* at Louisville	L	5-7
My16	* at Louisville	W	8-4
My20	* #11 Tulane	W	3-2
My21	* #11 Tulane	W	3-2
My22	* #11 Tulane	L	4-5

C-USA Tournament – Houston, Texas (Cougar Field)

My26	TCU	W	9-5
My27	#4 East Carolina	W	6-5
My29	TCU	L	3-8
My29	TCU	L	4-5

! – Minute Maid Park College Classic (Houston; Minute Maid Park);

\$ – Silver Glove Series;

% – Aztec Invitational at PETCO Park (San Diego, Calif.);

^ – Played at First American Bank Ballpark (Midland, Texas)

2005 (29-30, 16-13 C-USA)

Coach Rayner Noble

F11	! vs #10 Baylor	L	6-8
F12	! vs #23 Oklahoma State	L	2-3
F13	! vs #9 Texas A&M	W	6-1
F15	\$ #10 Rice	L	6-7 (10)
F18	Pepperdine	W	5-3
F19	Pepperdine	L	3-6
F20	Pepperdine	L	12-18
F22	\$ at #7 Rice	L	3-4 (10)
F25	#2 LSU	W	2-1
F27	#2 LSU	L	5-11
F27	#2 LSU	L	1-8
M4	Loyola Marymount	L	4-7
M5	Loyola Marymount	W	6-2
M6	Loyola Marymount	W	8-3
M8	Sam Houston State	W	4-0
M11	at #35 Long Beach St.	W	2-1
M12	at #35 Long Beach St.	L	1-5
M13	at #35 Long Beach St.	L	4-5
M18	* at Memphis	W	6-0
M19	* at Memphis	L	6-9
M20	* at Memphis	W	11-1
M22	#14 Texas A&M	L	2-9
M25	* #31 UAB	W	9-6
M26	* #31 UAB	L	4-7 (10)
M27	* #31 UAB	W	8-1
M29	\$ #13 Rice	L	2-6
A3	* at Cincinnati	L	1-2
A3	* at Cincinnati	W	14-1
A5	at #15 Baylor	W	9-3
A8	* Louisville	W	5-1
A9	* Louisville	L	2-3
A10	* Louisville	L	6-10
A15	* at #1 Tulane	W	6-4
A16	* at #1 Tulane	L	4-5
A17	* at #1 Tulane	L	2-7
A19	at Sam Houston State	W	6-2
A22	* USF	L	2-6
A23	* USF	W	8-2
A24	* USF	W	3-2
A26	\$ at #14 Rice	L	9-10
A29	* at #28 TCU	L	2-7
A30	* at #28 TCU	L	6-9
My1	* at #28 TCU	W	6-1
My3	Texas Southern	W	6-5
My6	* Saint Louis	W	8-6
My7	* Saint Louis	W	2-1 (13)
My8	* Saint Louis	W	8-2
My10	at Texas A&M	L	6-7
My13	* at Charlotte	W	7-5
My14	* at Charlotte	L	7-8 (12)
My15	* at Charlotte	W	6-5 (11)
My17	\$ #11 Rice	W	3-2
My19	#30 Southern Miss	L	5-10
My20	#30 Southern Miss	W	11-7
My21	#30 Southern Miss	L	7-11

C-USA Tournament – Hattiesburg, Miss.

My25	vs East Carolina	L	5-6
My26	vs UAB	W	7-5
My27	vs East Carolina	W	6-4
My28	vs #1 Tulane	L	1-10

! – Minute Maid Park College Classic (Houston; Minute Maid Park);

\$ – Silver Glove Series

2006 (39-22, 18-6 C-USA)

Coach Rayner Noble

NCAA Norman Regional

No. 21 Final Ranking

F7	UTSA	W	11-10 (10)
F10	! vs. #7 Texas	L	1-3
F11	! vs. #21 TCU	L	4-6
F12	! vs. Texas Tech	W	5-1
F14	Stephen F. Austin	W	8-1
F17	at #23 Arizona State	L	3-4
F18	at #23 Arizona State	L	1-11
F19	at #23 Arizona State	L	6-8
F24	Monmouth	W	3-1



F25	Monmouth	W	9-1
F26	Monmouth	W	6-0
F28	at Lamar	L	4-5
M3	at #8 LSU	W	5-3
M4	at #8 LSU	L	0-7
M5	at #8 LSU	L	3-5
M7	Lamar	W	4-3
M10	at UC Irvine	W	3-2
M11	at UC Irvine	W	7-3
M12	at UC Irvine	L	2-3
M14	#18 Baylor	W	5-3
M17	San Diego	L	4-9
M18	San Diego	L	0-2
M19	San Diego	W	3-2
M21	Texas A&M	L	2-3
M24	* Marshall	W	7-0
M25	* Marshall	W	4-1
M26	* Marshall	W	15-1 (7)
M31	* at East Carolina	W	4-3
A1	* at East Carolina	W	13-4
A2	* at East Carolina	L	0-3
A4	McNeese State	W	12-8
A7	* #18 Tulane	W	8-4
A8	* #18 Tulane	L	4-8
A9	* #18 Tulane	W	5-3
#25	A11 at McNeese State	W	11-1
#25	A14 * at #22 Southern Miss	W	24-7
#25	A15 * at #22 Southern Miss	W	13-5
#25	A16 * at #22 Southern Miss	L	7-14
#19	A18 at Texas A&M	W	9-6
#19	A21 * Memphis	W	3-2
#19	A22 * Memphis	W	7-1
#19	A23 * Memphis	W	8-7 (16)
#13	A26 Sam Houston State	W	4-3
#13	A28 * at UAB	W	7-2
#13	A29 * at UAB	L	4-7
#13	A29 * at UAB	W	9-4
#10	My2 at Stephen F. Austin	L	2-3
#10	My5 * UCF	W	10-5
#10	My6 * UCF	W	6-2
#10	My7 * UCF	W	5-2
#10	My12 * \$ at #1 Rice	W	3-0
#10	My13 * \$ at #1 Rice	L	4-7
#10	My14 * \$ at #1 Rice	L	3-13 (7)
#11	My16 at Sam Houston State	W	10-4
C-USA Tournament – Houston, Texas (Reckling Park)			
#11	My24 vs. Marshall	W	9-1
#11	My25 vs. East Carolina	W	6-1
#11	My27 vs. #11 Tulane	W	6-0
#11	My28 at #1 Rice	L	5-11
NCAA Norman Regional – Norman, Okla.			
#11	J2 vs. #30 Wichita State	L	1-2
#11	J3 at #13 Oklahoma	L	6-8
! – Houston College Classic (Houston; Minute Maid Park); \$ – Silver Glove Series			
2007 (28-28, 12-12 C-USA) Coach Rayner Noble			
F6	Stephen F. Austin	W	15-6
F9	! vs. #20 Baylor	W	4-2
F10	! vs. Texas A&M	L	2-3
F11	! vs. Arizona State	L	1-11
F13	Sam Houston State	W	16-9
F16	UC Irvine	L	7-9
F17	UC Irvine	L	6-15
F18	UC Irvine	L	5-11
F20	McNeese State	W	12-4
F22	^ vs. UTSA	W	12-10
F23	^ vs. Dallas Baptist	L	5-7
F24	^ vs. Texas-Arlington	W	8-3
F27	at UTSA	L	3-4
M2	Northwestern State	W	7-5
M3	Northwestern State	L	2-8
M4	Northwestern State	L	5-6
M6	Lamar	W	7-1
M9	Princeton	W	5-0
M10	Princeton	W	20-1
M11	Princeton	W	8-3
M16	at #22 San Diego	L	1-8
M17	at #22 San Diego	L	4-5
M18	at #22 San Diego	L	3-8
M23	* at UCF	W	10-2
M24	* at UCF	W	3-0
M25	* at UCF	W	7-2
M27	at Lamar	W	17-10 (10)

A3	at Baylor	L	6-12
A6	* UAB	L	5-10
A7	* UAB	W	10-4
A8	* UAB	W	10-3
A10	at Stephen F. Austin	W	4-0
A13	* \$ #5 Rice	W	5-2
A14	* \$ #5 Rice	L	0-12
A15	* \$ #5 Rice	L	6-11
A17	at #11 Texas A&M	L	3-8
A20	* at #23 Tulane	W	7-0
A21	* at #23 Tulane	W	2-1
A22	* at #23 Tulane	W	6-4
#28	A24 % vs. UTSA	W	5-2
#28	A27 * at Marshall	L	11-12
#28	A28 * at Marshall	W	8-2
#28	A29 * at Marshall	L	4-10
My1	at McNeese State	W	5-4
My4	* East Carolina	L	1-3
My5	* East Carolina	L	3-6
My6	* East Carolina	L	2-9
My11	* at Memphis	W	11-7
My12	* at Memphis	L	10-16
My13	* at Memphis	W	10-5
My15	at Sam Houston State	W	6-4
My17	* Southern Miss	L	0-6
My18	* Southern Miss	L	0-4
My19	* Southern Miss	L	2-7
C-USA Tournament – Greenville, N.C.			
My23	vs. Memphis	L	4-12
My24	vs. UCF	L	0-1
! – Minute Maid Park College Classic (Houston; Minute Maid Park); ^ – Southwest Diamond Classic (Frisco, Texas); % – Played at Riverside Park (Victoria, Texas) \$ – Silver Glove Series			
2008 (42-24, 14-10 C-USA) Coach Rayner Noble NCAA College Station Regional C-USA Tournament Champions No. 30 Final Ranking			
F22	Pacific	W	3-1
F23	Pacific	L	3-4
F24	Pacific	W	10-9
F26	Texas State	W	8-1
F27	\$ at #6 Rice	L	11-12
F29	! vs. Texas Tech	W	5-4
M1	! vs. Oklahoma	L	5-8 (10)
M2	! vs. #3 Texas	L	7-8 (10)
M4	Louisiana-Lafayette	W	14-6
M5	Sacred Heart	W	9-8
M7	UC Santa Barbara	W	4-1
M8	UC Santa Barbara	L	7-9
M9	UC Santa Barbara	W	4-2
M11	Stephen F. Austin	W	5-4
M12	at Sam Houston State	W	14-8
M14	San Francisco	W	8-3
M15	San Francisco	L	4-6 (10)
M16	San Francisco	W	10-8
M21	* at #23 East Carolina	W	14-2
M22	* at #23 East Carolina	L	5-14
M23	* at #23 East Carolina	W	8-5
M25	at McNeese State	W	11-1
M26	\$ #12 Rice	W	8-5
M28	at San Diego State	L	0-8
M29	at San Diego State	L	6-7
M30	at San Diego State	L	6-9
A4	#25 UCF	W	5-3
A5	#25 UCF	W	10-1
A6	#25 UCF	W	14-7
A8	#8 Texas A&M	L	6-13
A9	at Texas State	W	15-9
A11	* Tulane	W	4-3
A12	* Tulane	L	5-7
A13	* Tulane	W	11-7
A15	at Stephen F. Austin	W	5-0
A16	Sam Houston State	W	9-6
A18	* at UAB	L	9-10
A19	* at UAB	L	4-9
A20	* at UAB	W	10-4
A22	McNeese State	W	7-4
A25	* at Southern Miss	L	9-12
A26	* at Southern Miss	L	3-4
A27	* at Southern Miss	L	6-7
A29	at Lamar	W	3-2
A30	UTSA	L	9-11

My2	* Memphis	W	7-4
My3	* Memphis	W	7-4
My4	* Memphis	W	5-4
My9	\$* at #5 Rice	L	6-13
My10	\$* at #5 Rice	L	1-8
My11	\$* at #5 Rice	L	6-12
My13	at UTSA	W	14-4 (7)
My15	* Marshall	W	6-2
My16	* Marshall	W	7-3
My17	* Marshall	W	10-5
C-USA Championship – New Orleans, La.			
My21	vs. #28 East Carolina	W	5-4
My23	vs. UAB	L	4-5
My23	vs. #28 East Carolina	W	2-1
My24	vs. UAB	W	10-5
My24	vs. UAB	W	3-1
My25	vs. Marshall	W	3-2
NCAA College Station Regional- College Station, Texas			
My30	vs. Dallas Baptist	W	9-5
#9	My31 at Texas A&M	L	4-22
J1	vs. UIC	W	14-11 (11)
#9	J1 at Texas A&M	W	4-3
#9	J2 at Texas A&M	L	5-13
! – Minute Maid Park College Classic (Houston; Minute Maid Park); \$ – Silver Glove Series			
2009 (27-31, 13-11 C-USA) Coach Rayner Noble			
F20	Kansas State	L	2-16
F21	Kansas State	L	2-9
F22	Kansas State	W	3-2 (10)
F24	at Stephen F. Austin	W	7-5
F25	\$ at #9 Rice	L	2-9
F27	! vs. #6 Baylor	L	2-3
F28	! vs. #5 UC Irvine	L	7-13
M1	! vs. #1 Texas A&M	L	3-5
M3	at Louisiana-Lafayette	L	1-6
M4	UTSA	L	8-14
M6	#17 Cal Poly	L	5-13
M7	#17 Cal Poly	L	9-13
M8	#17 Cal Poly	W	3-2
M10	Sam Houston State	L	16-18
M13	at Pacific	L	1-13
M14	at Pacific	L	6-7
M15	at Pacific	L	2-10
M17	at #29 Lamar	W	4-2
M18	\$* #10 Rice	L	1-8
M20	* UAB	W	5-1
M21	* UAB	W	6-5
M22	* UAB	L	2-10
M24	Louisiana-Lafayette	W	6-4
M27	* at Tulane	L	2-6
M28	* at Tulane	W	4-1
M29	* at Tulane	W	4-3
A1	at UTSA	W	14-7
A3	Texas-Pan American	W	15-2
A4	Texas-Pan American	W	8-2
A5	Texas-Pan American	W	15-3
A7	at #15 Texas A&M	W	9-2
A10	* Southern Miss	L	8-13
A11	* Southern Miss	L	1-3
A12	* Southern Miss	W	4-3
A14	at Sam Houston State	L	2-11
A17	* at Memphis	W	1-0
A18	* at Memphis	L	1-3
A19	* at Memphis	W	8-5
A21	Stephen F. Austin	L	7-11
A22	Lamar	L	3-12
A24	* at Marshall	W	7-0
A25	* at Marshall	W	12-4
A26	* at Marshall	W	9-8 (10)
A29	at McNeese State	W	6-3
My1	\$* #2 Rice	W	7-4
My2	\$* #2 Rice	L	5-7
My3	\$* #2 Rice	L	5-6
My5	McNeese State	W	12-2
My8	* #22 East Carolina	W	5-4
My9	* #22 East Carolina	L	2-12
My10	* #22 East Carolina	L	6-13
My14	* at UCF	L	4-8
My15	* at UCF	W	6-3
My16	* at UCF	L	1-4
C-USA Championship – Hattiesburg, Miss.			
My20	vs. UAB	L	3-8

My21	vs. Marshall	W	4-1
My22	vs. UAB	W	4-1
My22	vs. #9 Rice	L	2-7
! – Minute Maid Park College Classic (Houston; Minute Maid Park); \$ – Silver Glove Series			
2010 (25-31, 11-13 C-USA) Coach Rayner Noble			
F19	Texas State	L	0-6
F20	Texas State	L	3-6
F21	Texas State	L	7-9
F26	Santa Clara	W	17-9
F27	Santa Clara	W	3-2
F28	Santa Clara	L	7-8
M2	\$ at #9 Rice	L	2-8
M5	! vs. Missouri	W	3-0
M6	! vs. #3 Texas	W	1-0
M7	! vs. Texas Tech	W	15-8
M12	at Cal Poly	W	13-8
M13	at Cal Poly	W	6-2
M14	at Cal Poly	W	5-3
M16	at San Francisco	L	2-3
M17	at California	W	12-9
M19	at #1 Arizona State	L	1-10
M20	at #1 Arizona State	L	0-6
M21	at #1 Arizona State	L	5-6
M23	at Stephen F. Austin	W	10-3
M26	* UCF	L	4-7
M27	* UCF	W	7-3
M28	* UCF	W	20-3
M30	UTSA	L	5-6
A1	\$* at Rice	L	0-6
A2	\$* at Rice	L	2-11
A3	\$* at Rice	L	7-8
A6	Sam Houston State	W	4-2
A9	#12 TCU	L	1-15
A10	#12 TCU	L	1-6
A11	#12 TCU	L	2-12
A13	at UTSA	W	14-8
A16	* Memphis	W	10-7
A17	* Memphis	L	2-8
A18	* Memphis	W	8-6
A21	at Lamar	L	6-7
A23	* at Southern Miss	L	9-10
A24	* at Southern Miss	L	4-13
A25	* at Southern Miss	L	5-8
A27	at Sam Houston State	L	3-5
A28	Lamar	W	8-7
A30	* at UAB	L	6-11
My1	* at UAB-1	W	16-11
My1	* at UAB-2	W	7-4
My7	* Tulane	W	9-7
My8	* Tulane	L	2-15
My9	* Tulane	L	6-8
My11	Texas A&M	L	3-12
My15	* Marshall-1	W	11-6
My15	* Marshall-2	L	3-5
My16	* Marshall	W	10-1
My18	\$ Rice	L	5-15
My20	* at East Carolina	W	8-6
My21	* at East Carolina	W	6-8
My22	* at East Carolina	L	11-7
C-USA Championship – Houston, Texas			
My26	Marshall	W	11-7
My27	Rice	L	3-24
My28	Southern Miss	L	6-10
! – Minute Maid Park College Classic (Houston; Minute Maid Park); \$ – Silver Glove Series			



HOUSTON BASEBALL



TODD WHITTING
2011 - present
45-67-1 (.403)

2011 (27-32, 12-12 C-USA)

Coach Todd Whitting

F18	UT Arlington	W	15-5
F19	UT Arlington	W	9-0
F20	UT Arlington	W	6-4
F22	Stephen F. Austin	W	10-3
F25	Ole Miss	L	2-4
F26	Ole Miss	W	8-2
F27	Ole Miss	L	3-8
M1	at UTSA	L	6-7
M4	! vs. Baylor	L	2-5
M5	! vs. Kentucky	W	8-5
M6	! vs. Texas A&M	L	4-11
M8	McNeese State	L	2-10
M9	Texas Southern	W	13-3
M11	at Texas State	L	1-2
M12	at Texas State	L	15-17
M13	at Texas State	L	10-11
M15	Sam Houston State	W	9-3
M16	at McNeese State	W	14-11
M18	Kent State	W	5-3
M19	Kent State	W	4-3
M20	Kent State	L	5-8
M23	\$ at Rice	L	2-7
M25	at TCU	W	7-6
M26	at TCU	L	10-16
M27	at TCU	L	1-9
M29	\$ at Rice	L	0-7
A1	* at Tulane	W	2-0
A2	* at Tulane	W	5-2
A3	* at Tulane	W	9-0
A5	at Texas A&M	W	3-2
A6	Lamar	L	2-5
A8	* UAB	L	1-10
A9	* UAB	L	1-6
A10	* UAB	W	8-7
A12	at Sam Houston State	L	0-9
A15	* at Marshall	W	12-1
A15	* at Marshall	L	3-4
A17	* at Marshall	W	10-7
A21	* East Carolina	L	4-5
A22	* East Carolina	W	4-2
A23	* East Carolina	L	2-12
A27	at Lamar	L	4-7
A29	* at UCF	L	4-6
A30	* at UCF	W	5-0
My1	* at UCF	W	5-3
My6	*\$ Rice	L	2-8
My7	*\$ Rice	L	6-12
My8	*\$ Rice	L	2-5
My13	* Southern Miss	L	5-6
My14	* Southern Miss	W	6-5
My15	* Southern Miss	W	6-1
My17	UTSA	L	5-8
My19	* at Memphis	L	3-6
My20	* at Memphis	L	0-4
My21	* at Memphis	W	14-0

C-USA Championship – Pearl, Miss.

My25	vs. East Carolina	W	8-5
My26	vs. Southern Miss	W	7-6
My27	vs. Tulane	L	1-7
My28	vs. Rice	L	3-4

! – Minute Maid Park College Classic (Houston; Minute Maid Park);
\$ – Silver Glove Series

2012 (18-35-1, 5-18-1 C-USA)

Coach Todd Whitting

F18	Delaware	W	7-5
F18	Delaware	W	16-1
F19	Delaware	W	9-2
F21	Texas A&M-CC	L	2-3
F24	Texas State	W	2-1
F25	Texas State	L	1-6
F26	Texas State	L	0-6
F28	\$#5 Rice	L	1-4
M2	! vs. Tennessee	W	7-4
M3	! vs. #4 Arkansas	W	4-1
M4	! vs. #24 Texas Tech	L	4-10
M6	at Louisiana-Lafayette	L	1-3
M9	at #14 Ole Miss	L	0-8
M10	at #14 Ole Miss	L	0-9
M11	at #14 Ole Miss	L	3-11
M13	Sam Houston State	W	12-2
M16	at Oklahoma State	L	0-14
M17	at Oklahoma State	W	8-1
M18	at Oklahoma State	W	4-3
M23	* at Southern Miss	L	0-8
M24	* at Southern Miss	L	2-17
M25	* at Southern Miss	W	10-5
M27	#21 Baylor	L	5-14
M30	* #16 UCF	L	3-8
M31	* #16 UCF	L	1-9
A1	* #16 UCF	L	1-3
A3	McNeese State	W	4-1
A5	* at #27 East Carolina	L	3-10
A6	* at #27 East Carolina	L	1-16
A7	* at #27 East Carolina	T	4-4
A10	Lamar	W	4-3
A13	at Texas Tech	L	4-15
A14	at Texas Tech	L	1-7
A15	at Texas Tech	L	9-10
A17	at Sam Houston State	L	4-5
A20	* Marshall	W	3-2
A21	* Marshall	L	3-4
A22	* Marshall	W	4-3
A27	* at UAB	L	9-11
A28	* at UAB	L	3-4
A29	* at UAB	L	0-1
My1	UTSA	W	8-3
My4	*\$ at #6 Rice	W	11-6
My5	*\$ at #6 Rice	L	3-4
My6	*\$ at #6 Rice	L	2-8
My11	* Tulane	W	5-4
My12	* Tulane	L	2-5
My13	* Tulane	L	2-11
My17	* Memphis	L	3-15
My18	* Memphis	L	7-8
My19	* Memphis	L	0-11

C-USA Championship – Pearl, Miss.

My23	vs. #4 Rice	L	5-7
My24	vs. Southern Miss	L	7-8
My25	vs. Memphis	W	7-3

! – Houston Astros College Classic (Houston; Minute Maid Park);
\$ – Silver Glove Series

2013 (36-22, 13-11 C-USA)

Coach Todd Whitting

F15	NORTHEASTERN	W	9-3
F16	NORTHEASTERN	W	4-1
F17	NORTHEASTERN	L	3-9
F19	at Sam Houston State	W	6-3
F22	at Texas State	L	1-6
F23	at Texas State	W	1-0
F24	at Texas State	W	4-2
F27	HOUSTON BAPTIST	W	10-2
M1	! vs. #30 Texas A&M	W	7-6
M2	! vs. Baylor	W	15-4 (7)
M3	! vs. Cal	L	2-13 (8)
M5	PENN STATE	W	14-8
M6	PENN STATE	W	15-5
M8	TEXAS A&M-CC	W	13-0
M9	TEXAS A&M-CC	L	3-9
M10	TEXAS A&M-CC	W	3-1
M12	at Baylor	W	5-3
M15	NEW ORLEANS	W	13-3

M16	BAYLOR	W	3-2
M17	NEW ORLEANS	W	8-3
M19	TEXAS	W	4-3
M20	HARVARD	W	8-1
M22	* EAST CAROLINA	W	7-2
M23	* EAST CAROLINA	W	4-3
M24	* EAST CAROLINA	W	5-4
M26	at Lamar	L	3-6
M29	* at Memphis	W	3-1
M31	* at Memphis	W	2-0
M31	* at Memphis	L	0-1
A3	SAM HOUSTON STATE	L	1-4
A5	* at Marshall	L	13-19
A6	* at Marshall	L	0-4
A7	* at Marshall	W	9-1
A12	SETON HALL	L	1-11
A13	SETON HALL	W	4-0
A14	SETON HALL	L	1-15
A16	TEXAS SOUTHERN	W	12-2
A19	*\$ #22 RICE	W	8-7
A20	*\$ #22 RICE	L	0-4
A21	*\$ #22 RICE	L	1-11 (7)
A23	at Texas	L	0-4
A26	* at UCF	L	2-4
A27	* at UCF	L	4-5
A28	* at UCF	L	3-7
A30	LOUISIANA	W	6-4
My3	* at Tulane	W	4-3
My4	* at Tulane	L	3-6
My5	* at Tulane	W	3-2
My7	at McNeese State	W	11-5
My10	* UAB	L	7-8
My11	* UAB	W	11-2
My12	* UAB	W	9-4
My16	* SOUTHERN MISS	W	3-2
My17	* SOUTHERN MISS	W	7-5
My18	* SOUTHERN MISS	L	5-6

C-USA Championship – Houston, Texas

My23	vs. East Carolina	W	9-4
My24	vs. Southern Miss	L	2-4
My25	vs. Tulane	L	2-3

! – Astros Foundation College Classic (Houston; Minute Maid Park);
\$ – Silver Glove Series

