



LSU TIGERS

at
Arizona
 Sept. 6, 2003 • 9 p.m. CDT
 Tucson, Ariz. • Arizona Stadium (56,002)

#13/13 LSU (1-0, 0-0 SEC)

AUGUST		
30	UL-Monroe	W, 49-7
SEPTEMBER		
6	at Arizona (TBS)	9 p.m.
13	Western Illinois	7 p.m.
20	* Georgia (CBS)	2:30 p.m.
27	* at Mississippi State	TBA
OCTOBER		
11	* Florida	7 p.m.
18	* at South Carolina	TBA
25	* Auburn (ESPN)	6:45 p.m.
NOVEMBER		
1	Louisiana Tech (HC)	7 p.m.
15	* at Alabama	TBA
22	* at Ole Miss	TBA
28	* Arkansas (CBS)	1:30 p.m.
DECEMBER		
6	SEC Championship (CBS)	7 p.m.

Arizona (1-0, 0-0 Pac-10)

AUGUST		
30	UTEP	W, 42-7
SEPTEMBER		
6	LSU (TBS)	9 p.m.
13	* Oregon (TBS)	9 p.m.
20	at Purdue	TBA
27	TCU	9 p.m.
OCTOBER		
4	* at Washington State	TBA
11	* UCLA	6 p.m.
25	* at California	TBA
NOVEMBER		
1	* at Oregon State	TBA
8	* Washington	6 p.m.
15	* USC	6 p.m.
28	* at Arizona State (Fox Sports Net)	2 p.m.

Radio • LSU Network

Jim Hawthorne, play-by-play
Doug Moreau, analyst
Jordy Hultberg, sideline

Television • TBS (live)

Ron Thulin, play-by-play
Charles Davis, analyst
Craig Sager, sideline
Erin Andrews, sideline

Television • Cox Sports (delay)

Lyn Rollins, play-by-play
Rene Nadeau, analyst
Jordy Hultberg, sideline

Tigers Travel West To Face Arizona On TBS Sports

The LSU (1-0) football team, along with at least 5,000 of its fans, travel west to Tucson, Ariz., as the Tigers face Arizona (1-0) at 9:10 CDT tonight. The game will be televised to a national audience on TBS Sports. LSU and Arizona meet for only the second time with the Tigers holding a 1-0 lead in the series after a 27-26 win over the Wildcats in Baton Rouge in 1984. Last week, the Tigers beat Louisiana-Monroe, 49-7, while Arizona defeated Texas-El Paso, 42-7. Tonight's game will mark LSU's first-ever contest in the state of Arizona and it will also mark the first time the Tigers have traveled this far west for a contest since a 23-3 win over Southern Cal in Los Angeles in 1984. The Tigers head into the Arizona contest looking to improve to 2-0 for the sixth time in the last seven years (LSU started 1-1 last year). LSU will also go after its first non-conference road game win since 1994 when the Tigers beat Tulane 49-25 in New Orleans.

LSU's Rolls Past UL-Monroe, 49-7

Matt Mauck threw three touchdown passes, **Joseph Addai** rushed for 81 yards and **Michael Clayton** caught six passes for 152 yards and a pair of TD passes as LSU rolled to a 49-7 win over Louisiana-Monroe in the season-opener for both teams. The game was only four minutes old when a thunderstorm rolled into Baton Rouge and caused a 39-minute delay because of lightning. After a scoreless first quarter, Mauck then threw three TD passes over the final seven minutes of the second quarter to put the Tigers up 21-0 at halftime. **Shyrone Carey** added a 1-yard run midway through the third quarter to give LSU a 28-0 advantage and the Tigers stretched the margin to 35-0 with a 31-yard interception return just 16 seconds later. Louisiana-Monroe scored its only points of the contest on a 12-yard run by Kevin Payne with 14:10 left in the fourth quarter. Freshman **Alley Broussard** capped the scoring for the Tigers with a 1-yard run with 10:39 left in the contest. For the game, the Tigers racked up 474 yards of offense (306 passing, 168 rushing) compared to just 240 yard for the Indians (59 rushing, 181 passing).

LSU at Arizona: The Facts

Date/Time:	Saturday, Sept. 6, 2003 at 9:10 p.m. (CDT)
Location:	Tucson, Ariz. (Arizona Stadium - 56,002)
Television:	TBS Sports (live) - cable ch. 31 in Baton Rouge Cox Sports (delay) - cable ch. 37 in Baton Rouge
The Series:	LSU leads 1-0
Last Meeting:	Sept. 22, 1984 - LSU won 27-26 in Baton Rouge

The Series

LSU leads the series 1-0 after a 27-26 win over the Wildcats in Baton Rouge in 1984 ... Will mark LSU's first game against a Pac-10 opponent since 1984 when the Tigers beat Southern Cal, 23-3, a week after the victory over Arizona ... LSU is 8-3 all-time against current members of the Pac-10 ... LSU is 3-0 vs. Oregon State, 2-1 vs. Oregon, 1-1 vs. Southern Cal, 1-0 vs. Arizona and Washington, and 0-1 vs. Stanford ... LSU is 2-0 vs. John Mackovic coached teams as the Tigers beat Wake Forest 13-11 in 1978 and then against 34-10 in the Tangerine Bowl in 1979 in what was Charles McClendon's last game as the Tiger head coach.

	LSU	Arizona
Record	1-0 (0-0 SEC)	1-0 (0-0 Pac-10)
Ranking	No. 13 Associated Press No. 13 ESPN/USA Today	NR Associated Press NR ESPN/USA Today
Last Game	Aug. 30 at Baton Rouge, La. def. UL-Monroe, 49-7	Aug. 30 at Tucson, Ariz. def. UTEP, 42-7
Coach	Nick Saban	John Mackovic
Career Record	70-38-1/10th year	95-78-3/16th year
LSU Record	27-10/fourth year	UA Record 10-14/third year
vs. Arizona	first meeting	vs. LSU 0-2 (0-2 with Wake Forest)

Media Services

Nick Saban Interview Opportunities

Monday Press Luncheon

Each Monday at 11:30 a.m. in the Press Conference Room, which is located on the fifth floor of the LSU Athletic Administration Building, Coach Saban meets with the media. Luncheons are weekly beginning Monday, August 25 through Monday, November 24 with the exception of the open date weeks (Sept. 29 and Nov. 3). A transcript of coach Saban's opening statement and as well as a portion of the question and answer session can be found on the internet at www.LSUsports.net. There is also a listen-only number for media only as part of Coach Saban's Weekly Press Luncheon. Please contact LSU Sports Information for this number and passcode. Coach Saban's Press Luncheon is catered each week by Mike Anderson's Seafood Restaurant.

SEC Teleconference

The 12 SEC coaches are featured on a weekly teleconference each Wednesday at 10 a.m. (CT) during the regular season, beginning August 27. Coach Saban speaks for seven minutes starting at 10:07 a.m.. To access the teleconference dial (706) 645-9713.

Wednesday Post Practice

Coach Saban meets with the media immediately after practice on Wednesday's during the regular-season in the Lawton Room, which is located adjacent to Gate 5 of Tiger Stadium.

By Appointment

Coach Saban is available by appointment each weekday from 11:30 a.m to 12:30 p.m. Contact Michael Bonnette (mbonnet@lsu.edu) in the LSU SID Office to schedule an interview with Coach Saban.

LSU Player Interview Opportunities

Following the Press Luncheon

LSU players will be made available immediately following head coach Nick Saban's Press Luncheon each Monday afternoon. Requests must be made on (or prior to) the Sunday following the game. Contact Brian Miller to schedule a player interview.

Post Practice

LSU players are available after practice Tuesday and Wednesday by appointment. Interview requests must be to the LSU SID Office by 8 a.m. on the day of the interview. Contact Brian Miller (bmiller@lsu.edu) for player interviews.

True Freshmen Interviews

True freshmen interview requests are handled on a case-by-case basis. Contact Michael Bonnette to request an interview with a true freshman.

LSU Satellite Newsfeed

Video highlights of LSU football are available via satellite each Monday during the regular-season. The feed is available each Monday beginning August 25 from 3-3:15 p.m. CT. The coordinates are AMC1, Transponder 17 (C-Band feed). Inside LSU Football with Nick Saban is distributed via satellite each Sunday beginning August 31 from 10:30-11 a.m. The coordinates for the Inside LSU Football feed are AMC1, Transponder 17 (C-Band feed). If there is any trouble with the feed, call (225) 336-2268 or (225) 336-2269.

Who to Contact

Sports Information Office
(225) 578-8226

Sports Information Director

Michael Bonnette - mbonnet@lsu.edu

Associate Sports Information Director

Brian Miller - bmiller@lsu.edu

LSU Television
(225) 578-1797

Asst. AD/Television

Kevin Wagner - jwagne2@lsu.edu

Manager/Television

John Schiebe - jschiebe@lsu.edu

LSU Radio
(225) 578-1882

Asst. AD/Radio

Jim Hawthorne - lsuradio@lsu.edu

On the Internet

www.LSUsports.net

The Official Website of LSU Athletics is home to all the football information you need. Schedules, results, rosters, bios, statistics and game notes can be found and are always up to date. The **GAMEDAY** section, updated daily, has all relevant info for the upcoming game.

<http://media.lsusports.net>

Media can now access images for all LSU athletic teams, including action shots, heads shots, logos, etc. To gain access to the high-resolution pictures, email Michael Bonnette. You will be assigned a login and password that will enable you to retrieve pictures. This service is for the media use only.

On Television

Cox Sports Television

All 12 of LSU's regular-season football games will be broadcast on a tape-delay basis by Cox Sports Television. Replays of the LSU games will be shown each Sunday following the contest at 5 p.m., followed by another airing on Wednesday nights that week. Lyn Rollins will handle the play-by-play, with Rene Nadeau serving as game analyst and Jordy Hultberg as the sideline reporter.

Michael Bonnette mbonnet@lsu.edu		Western Illinois Week						Brian Miller bmiller@lsu.edu					
MONDAY	8	TUESDAY	9	WEDNESDAY	10	THURSDAY	11	FRIDAY	12	SATURDAY	13	SUNDAY	14
Press Luncheon 11:30 a.m. - Athletic Building, 5th Floor	Practice 3 p.m. - McClendon Practice Facility	SEC Teleconference Saban - 10:07 a.m. (706) 645-9713				closed practice		closed practice		GAME THREE vs. W. Illinois Tiger Stadium Time: 7 p.m. CDT		no practice	
Player Interviews 12:45 p.m. Media Room	Player Interviews approx. 5:45 p.m. Media Room	Practice 3 p.m. - McClendon Practice Facility				no interviews		no interviews		Post Game Coach Saban is available in the interview area		LSU-W. Illinois Replay 5 p.m. Cox Sports Ch. 37 in Baton Rouge	
Satellite Feed 3-3:15 p.m. CT AMC1, T'ponder 17 (C-Band feed)		Post Practice Saban available in Lawton Room Players available in Media Room								Players are available outside locker room		Saban TV Show 10:35 WBRZ Ch. 5 (cable) in Baton Rouge area	

Nick Saban

HEAD COACH • FOURTH YEAR

For years outsiders viewed the LSU football program as an unpolished gem, a potential giant waiting to be reborn in the world of college football. With the wealth of resources LSU has to offer, its tradition and the available talent within the state of Louisiana, all the program needed was the right leader to lead it. Entering his fourth year as head coach of the Tigers, Nick Saban is that leader.

Since taking over in Baton Rouge in 2000, Saban has transformed the LSU football program into one that wins championships, while graduating players at the same time.

Equipped with a plan that gives his players the best chance to be successful on the field as well as in the classroom, Saban's impact on the program has been immediate and it's been powerful.

In just three years as LSU's head coach, Saban's on-field success has been nothing short of remarkable, as he's guided the Tigers to 26 victories, a pair of bowl wins, including one in the Bowl Championship Series, and the 2001 Southeastern Conference title. The Tigers have also played in back-to-back New Year's Day bowls for the first time since the 1960s.

On top of LSU's success on the gridiron, the Tigers are being recognized for their efforts in the classroom. Currently, all 22 of the Tiger seniors from the 2002 team are on pace to graduate within the next 12 months, while Rodney Reed earned First Team Academic All-America honors and Bradie James was awarded an \$18,000 post-graduate scholarship from the National Football Foundation last year.

Off the field, Saban and his players are active in the community, promoting goodwill by participating in such things as community service projects and visiting hospitals and schools in the Baton Rouge area on a regular basis. Saban has also worn the hat of fundraiser during his stay in Baton Rouge as he spearheaded an effort that raised more than \$15 million for a state-of-the-art academic center for student-athletes. The new Cox Communications Academic Center for Student-Athletes is part of Saban's plan to give his players the best opportunity to be successful when they finish their football careers. The center, which spans 54,000 square feet, is the best of its kind and features 100 computers, a 1,000-seat auditorium, a library and a communications center for training student-athletes.

Saban became the 31st head coach of the LSU Tigers on November 30, 1999, after five years as head coach at Michigan State.

He didn't waste anytime making his impact felt as he guided a team coming off back-to-back losing seasons to an 8-4 mark and a win over 15th-ranked Georgia Tech in the Peach Bowl in 2000 to rekindle the fire of a proud football tradition in Baton Rouge.

A year later in 2001, Saban guided the Tigers to their first outright SEC title since 1986 with a 31-20 win over second-ranked Tennessee in the SEC Championship game. LSU followed that with a 47-34 victory over Illinois in the Sugar Bowl to cap a 10-3 season for the Tigers.

Last year, Saban guided the Tigers to an 8-5 overall mark and a share of the SEC Western Division title. The Tigers also played in a New Year's Day bowl game for the second consecutive year, a first for LSU since the 1960's, with an appearance in the Cotton Bowl.

Prior to LSU, Saban spent five years as the head coach at Michigan State, where he built the Spartans into a perennial Big Ten contender after going to four bowl games in five seasons.



The Saban File

Full Name: Nick Lou Saban

Born: Oct. 31, 1951

Birthplace: Fairmont, W.Va.

Wife: Terry Constable of Fairmont, W.Va.,

Wedding Day: Dec. 18, 1971

Children: Nicholas and Kristen

Coaching Experience

1973-74	Grad. Asst. Coach	Kent State
1975-76	Linebackers Coach	Kent State
1977	Outside LB Coach	Syracuse
1978-79	Secondary Coach	West Virginia
1980-81	Secondary Coach	Ohio State
1982	Secondary Coach	Navy
1983-87	Secondary Coach/ Def. Coordinator	Michigan St.
1988-89	Secondary Coach	Oilers (NFL)
1990	Head Coach	Toledo
1991-94	Def. Coordinator	Browns (NFL)
1995-99	Head Coach	Michigan St.
2000-	Head Coach	LSU

Education

High School: Monongah (WV) HS, 1969 **College:**

Kent State, 1973 (business)

Masters: Kent State, 1975 (sports admin.)

Active Head Coaches

Without a Losing Season

<u>Coach</u>	<u>Team</u>	<u>Years</u>
Phillip Fulmer	Tennessee	11
Nick Saban	Tol./Mich. St./LSU	9
Mike Bellotti	Oregon	8
Lloyd Carr	Michigan	8
Tommy Bowden	Tulane/Clemson	8
Bob Pruett	Marshall	6

Saban Year-By-Year

<u>Year</u>	<u>School</u>	<u>Record</u>	<u>Conference</u>	<u>Notes</u>
1990	Toledo	9-2	7-1 (1st)	MAC Co-Champions
1995	Michigan State	6-5-1	4-3-1 (5th)	Independence Bowl
1996	Michigan State	6-6	5-3 (5th)	Sun Bowl
1997	Michigan State	7-5	4-4 (6th)	Aloha Bowl
1998	Michigan State	6-6	4-4 (6th)	Beat No. 1 Ohio State
1999	Michigan State	9-2	6-2 (2nd)	BigTen Runner-Up
2000	LSU	8-4	5-3 (2nd-W)	Peach Bowl Champions
2001	LSU	10-3	5-3 (1st)	SEC and Sugar Bowl Champions
2002	LSU	8-5	5-3 (T-1st-W)	Cotton Bowl
2003	LSU	1-0	0-0	
Total	10th Year	70-38-1	46-26-1	Seven Bowls; Two Conference Titles
LSU Record (4th year)		27-12	15-9	
MSU Record (5 years)		34-24-1	23-16-1	
Toledo Record (1 year)		9-2	7-1	

Tracking the Tigers

<u>Week</u>	<u>AP</u>	<u>Coaches</u>	<u>BCS</u>
Preseason	14	15	
Aug. 24	14	15	
Sept. 1	13	13	
Sept. 7			
Sept. 14			
Sept. 21			
Sept. 28			
Oct. 5			
Oct. 12			
Oct. 19			
Oct. 26			
Nov. 2			
Nov. 9			
Nov. 16			
Nov. 23			
Nov. 30			
Dec. 7			

Associated Press

<u>Rk.</u>	<u>Team</u>	<u>Rec.</u>	<u>Points</u>
1	Oklahoma (30)	1-0	1,566
2	Ohio State (25)	1-0	1,538
3	Miami (Fla.) (2)	1-0	1,482
4	USC (6)	1-0	1,389
5	Michigan (2)	1-0	1,351
6	Texas	1-0	1,302
7	Kansas State	2-0	1,241
8	Georgia	1-0	1,135
9	Virginia Tech	1-0	1,094
10	Pittsburgh	0-0	996
11	Florida State	1-0	930
12	Tennessee	1-0	883
13	LSU	1-0	828
14	NC State	1-0	815
15	Virginia	1-0	641
16	Purdue	0-0	533
17	Auburn	0-1	524
18	Wisconsin	1-0	512
19	Notre Dame	0-0	507
20	Arizona State	0-0	309
21	Florida	1-0	268
22	Washington	0-1	222
23	Nebraska	1-0	204
24	Colorado	1-0	188
25	TCU	0-0	131

ESPN/USA Today/Coaches

<u>Rk.</u>	<u>Team</u>	<u>Rec.</u>	<u>Points</u>
1	Oklahoma (32)	1-0	1,530
2	Ohio State (26)	1-0	1,498
3	Miami (Fla.) (5)	1-0	1,467
4	Texas	1-0	1,297
5	USC	1-0	1,291
6	Kansas State	2-0	1,257
7	Michigan	1-0	1,200
8	Georgia	1-0	1,141
9	Virginia Tech	1-0	1,033
10	Florida State	1-0	947
11	NC State	1-0	823
12	Pittsburgh	0-0	783
13	LSU	1-0	771
14	Tennessee	1-0	714
15	Virginia	1-0	638
16	Notre Dame	0-0	568
17	Wisconsin	1-0	502
18	Florida	1-0	500
19	Auburn	0-1	485
20	Purdue	0-0	356
21	Arizona State	0-0	342
22	Colorado	1-0	178
23	Iowa	1-0	161
24	Nebraska	1-0	152
25	Penn State	1-0	144

Tonight

The Tigers travel to Tucson, Ariz., to face Arizona at 9:10 CDT tonight in a game televised nationally by TBS Sports. LSU will return to Baton Rouge immediately following tonight's contest and they are expected to arrive in Baton Rouge at approximately 5 a.m.

In The Polls

LSU jumped to No. 13 in both national polls this week after its 49-7 win over Louisiana-Monroe last Saturday. The Tigers climbed two spots from No. 15 to No. 13 in the ESPN/USA Today Coaches poll and they moved one position from No. 14 to No. 13 in the Associated Press poll. Arizona is unranked.

About Arizona

Arizona enters the contest with a 1-0 mark after 42-7 win over Texas-El Paso on Aug. 30 ... Arizona is a member of the Pac-10 and they are coached by John Mackovic ... LSU is 2-0 against Mackovic-coached teams ... Arizona cornerbacks/free safeties coach Steve Bernstein served as an assistant coach at LSU under Gerry DiNardo in 1998 and 1999 ... The crowd of 78,052 that witnessed LSU's 27-26 win over Arizona in Tiger Stadium in 1984 still stands as the seventh-largest crowd to see the Wildcats play ... Arizona has a 1-3-1 mark vs. current members of the SEC ... The last time Arizona faced an SEC foe came in 1985 as they tied Georgia, 13-13, in the Sun Bowl ... Arizona is 0-1 vs. LSU, 1-2 vs. Auburn and 0-0-1 vs. Georgia.

Looking Ahead

LSU returns to Baton Rouge to face I-AA powerhouse Western Illinois at 7 p.m. in Tiger Stadium on Sept. 13. The Leathernecks are 2-0 after a 35-12 victory over Eastern Michigan on Thursday night. This will be the first meeting between the two schools.

Who's In and Who's Out For The Tigers

LSU lost cornerback **Randall Gay** for at least the next couple of weeks as he broke his left arm (ulna) in the first half against Louisiana-Monroe. The injury is a non-displaced break and will not require surgery. Gay will be in a cast for two before being re-evaluated. Other injuries for the Tigers heading into the Arizona contest are wide receivers **Amp Hill** (knee) tight end **Kory Hebert** (ankle), offensive lineman **Steve Arflin** (back), and linebacker **Philip Maxwell** (broken foot). Freshman wide receiver **Craig Davis** (elbow) returned to practice this week and could see action tonight for the Tigers.

Here Comes Louisiana

The lights in a lot of Louisiana cities could be turned off this weekend as the LSU ticket office sold over 5,000 tickets for the contest with another 2,000 Tiger fans expected at the game. The anticipated LSU turnout of between 6,500 and 7,500 fans for the contest means Arizona Stadium, some 1,300 miles away from Baton Rouge, could be populated with more Louisianians on Saturday night than 321 of the cities in Louisiana that reported population figures for the 2000 Census.

Return Game

Saturday's contest marks the first in a two-game series between LSU and Arizona. The Wildcats are scheduled to return to Baton Rouge for the second game of the 2006 season.

TBS Kind To LSU; Tigers Back On SuperStation After 12-Year Hiatus

LSU makes its return to TBS on Saturday after a 12-year hiatus from the network. LSU last played on TBS in 1991 when the Tigers beat Kentucky, 29-26, in Lexington on Oct. 19. Of all of the networks in which LSU has made at least 10 appearances, the Tigers have the best winning percentage on TBS. LSU has appeared on TBS 12 times and the Tigers have an 8-3-1 mark in those games. Saturday's game will mark only the second time the Tigers have been the prime time feature on TBS. LSU's first game on TBS, which was a 20-6 loss to Tennessee in Knoxville in 1983, was a night game.

Arizona Game A Rarity For The Tigers... A Non-Conference Road Game

LSU's game against Arizona will be somewhat of a rare occurrence for the Tigers. Since 1991, LSU has played only seven non-conference road games. Last year, the Tigers opened the season with a 26-8 road loss at Virginia Tech. Prior to that contest, LSU hadn't played a non-league road game since a 39-36 loss at Notre Dame. LSU enters the Arizona contest riding a three-game losing streak in road non-conference games. LSU's last non-conference road win came on Nov. 19, 1994 when the Tigers beat Tulane, 45-25, in New Orleans.

Saban Gets Career Win No. 70 Against UL-Monroe

LSU coach **Nick Saban** picked up the 70th win over his career last week against UL-Monroe. In his 10th season as a collegiate head coach, Saban has put together an overall record of 70-38-1, which includes a 27-12 mark at LSU. The 27 wins also moved Saban into a tie with Mike Archer (27-18-1) as the sixth-winningest coach in LSU history. Charles McClendon holds the school-record with 137 victories in 19 years as LSU's head coach.

Tigers Are 11-3 In Non-Conference Games Under Saban

LSU will take an 11-3 non-conference record under Nick Saban into the Arizona game. The Tigers were 3-1 in non-league games in 2000, followed by a 4-0 mark in 2001 and a 3-2 record last year. Included in the 11 non-SEC wins over the last three-plus years for the Tigers are bowl victories over Georgia Tech and Illinois.

Taking Notes On The Tigers Under Saban

Here's a look at some notable LSU trends during its first 39 games under **Nick Saban** ...
LSU is 22-2 when leading at halftime and 20-2 when leading after three quarters ...
The Tigers are 26-3 when scoring 20 or more points and 25-0 when scoring 25 or more points ...
On the other hand, LSU is 1-9 when failing to reach the 20-point mark ...
LSU is 7-2 in games decided by 7 points or less and 3-1 in games decided by 3 points or less ...
LSU is 8-4 in September under Saban ...
LSU is 15-0 when holding opponents to fewer than 100 yards rushing and the Tigers are 11-0 when having a 100-yard rusher.

Mauck Does It Again... Throws 3 TD Passes In A Single Quarter

When **Matt Mauck** throws TD passes, he does it in impressive fashion. Twice Mauck has thrown three TD passes in a game, and both times they have all come in the same quarter. Mauck is the only quarterback in LSU history to throw three TD passes in the same quarter and he's done it twice (vs. Louisiana-Monroe, 2003 and vs. Louisiana-Lafayette, 2002). Mauck's three TD passes on Saturday vs. UL-Monroe came in a span of 6:30. Last year against UL-Lafayette, Mauck's three TD scores covered a span of 7:37. Dating back to last season, Mauck has thrown 12 TD passes in his last five games.

Mauck Moves To 6-1 As A Starter

Matt Mauck ran his record as LSU's starting quarterback to 6-1 with the Tiger win over UL-Monroe. The 6-1 start by Mauck is the best by an LSU quarterback since Herb Tyler won his first eight games as a starter from 1995-96. In addition, Mauck has played in 10 games in his LSU career and the Tigers are 8-2 in those contests.

Mauck Streak Snapped at 94 Straight Passes Without an Interception

Matt Mauck's streak of consecutive passes without an interception ended at 94 on Saturday night against UL-Monroe. ULM's Chris Harris intercepted Mauck in the endzone, the first interception thrown by the quarterback since The Citadel contest last year.

Clayton Runs Streak To 27 Straight Games With Receptions; Sets Career-High vs. ULM

LSU wideout **Michael Clayton** ran his streak of games with at least one reception to 27 straight as he caught 6 passes for a career-best 152 yards and 2 TDs against Louisiana-Monroe. Of Clayton's 152 yards receiving, 105 of them came after the first contact by a defender. The 2 TD receptions vs. ULM ran his career total to 13, which ranks as the ninth-highest total in school history. Clayton also recorded his fourth career 100-yard receiving game, which ties for ninth in LSU history. In just over two years with the Tigers, Clayton has caught 110 passes for 1,655 yards.

Spreading the Wealth In The Passing Game

In three years as LSU's offensive coordinator, **Jimbo Fisher** has established a pattern for spreading the ball around on offense. The same was true vs. UL-Monroe as seven different players covering three different positions (WR, RB, TE), caught at least one pass in the season-opener. The LSU wide receiver corps combined for 14 of LSU's 18 receptions, while the running backs and tight ends had two receptions each. **Michael Clayton** led all receivers with 6 catches, while **Devery Henderson** added 4.

11 True Freshmen See Field in Season Opener

LSU had what many considered the best recruiting class in the nation last spring. The experts must have known what they were talking about as 11 true freshmen saw action for LSU against UL-Monroe. The most extensive action came from defensive back **Jessie Daniels**, who led the way with 42 snaps. Wide receiver **Dwayne Bowe** had the most action on offense, seeing time on 14 plays. The following is a list of true freshmen that played for LSU vs. UL-Monroe: DB **Jessie Daniels**, S **LaRon Landry**, CB **Nick Child**, DB **Daniel Francis**, DT **Carnell Stewart**, DE **Kirston Pittman**, RB **Alley Broussard**, RB **Justin Vincent**, WR **Dwayne Bowe**, TE **Keith Zinger**, and PK **Chris Jackson**.

2003 SEC Standings			
	Eastern Division		
Team	SEC	Pct.	Overall
Florida	0-0	.000	1-0
Georgia	0-0	.000	1-0
Kentucky	0-0	.000	0-1
South Carolina	0-0	.000	1-0
Tennessee	0-0	.000	1-0
Vanderbilt	0-1	.000	0-1
	Western Division		
Team	SEC	Pct.	Overall
Ole Miss	1-0	.000	1-0
Arkansas	0-0	.000	0-0
Auburn	0-0	.000	0-1
LSU	0-0	.000	1-0
Mississippi State	0-0	.000	0-1
* Alabama	0-0	.000	1-0
	* - <i>not eligible for league title</i>		

This Week In The SEC

Sept. 6

Ole Miss at Memphis • 11 a.m.

Virginia at South Carolina • 11:30 a.m.

Middle Tennessee at Georgia • 12 p.m.

Auburn at Georgia Tech • 2:30 p.m.

Marshall at Tennessee • 3 p.m.

Tulsa at Arkansas • 6 p.m.

Tennessee-Chattanooga at Vanderbilt • 6 p.m.

Oklahoma at Alabama • 6:45 p.m.

Murray State at Kentucky • 6 p.m.

Florida at Miami (Fla.) • 7 p.m.

LSU at Arizona • 9 p.m.

-- *all times Central* --

Watching the Opponents

UL-MONROE (0-1) vs. Stephen F. Austin

Last week: lost to #14 LSU, 49-7

ARIZONA (1-0) vs. LSU

Last week: def. UTEP, 42-7

WESTERN ILLINOIS (2-0)

Thursday: def. Eastern Michigan, 35-12

GEORGIA (1-0) vs. Miiddle Tennessee

Last week: def. Clemson, 30-0

MISSISSIPPI STATE (0-1) open

Last week: lost to Oregon, 42-34

FLORIDA (1-0) at Miami (Fla.)

Last week: def. San Jose State, 65-3

SOUTH CAROLINA (1-0) vs. Virginia

Last week: def. UL-Lafayette, 14-7

AUBURN (0-1) at Georgia Tech

Last week: lost to #8 USC, 23-0

LOUISIANA TECH (0-1) vs. UL-Lafayette

Last week: lost to #3 Miami (Fla.), 48-9

ALABAMA (1-0) vs. Oklahoma

Last week: def. South Florida, 40-17

OLE MISS (1-0) at Memphis

Last week: def. Vanderbilt, 24-21

ARKANSAS (0-0) vs. Tulsa

Last week: open

LSU Career Record Book

<u>Punts</u>		
1. Clay Parker	1981-84	180
3. Donnie Jones	2000-	172
4. Rusty Jackson	1972-74	167
5. Jerry Stovall	1960-62	165
<u>Punting Yardage</u>		
1. Chad Kessler	1994-97	7,976
2. Clay Parker	1981-84	7,304
3. Donnie Jones	2000-	7,199
4. Rusty Jackson	1972-74	6,603
5. Jerry Stovall	1960-62	6,477
<u>Punting Average</u>		
1. Chad Kessler	1994-97	42.9
2. Donnie Jones	2000-	41.9
3. Clay Parker	1981-84	41.4
4. Eddie Ray	1967-69	41.2
5. Brian Griffith	1988-91	40.5
5. Matt DeFrank	1984-87	40.5
<u>Receiving Touchdowns</u>		
1. Wendell Davis	1984-87	19
...		
5. Tony Moss	1986-89	16
6. Eddie Fuller	1986-89	15
7. Carlos Carnson	1977-79	14
7. Eric Martin	1981-84	14
9. Michael Clayton	2001-	13
10. Larry Foster	1996-99	12
<u>Receptions</u>		
1. Wendell Davis	1984-87	183
...		
6. Larry Foster	1996-99	125
7. Garry James	1982-85	122
8. Shedrick Wilson	1992-95	121
9. Abram Booty	1997-00	117
10. Todd Kinchen	1988-91	112
...		
Michael Clayton	2001-	110
<u>Receiving Yards</u>		
1. Josh Reed	1999-01	3,001
...		
6. Todd Kinchen	1988-91	1,911
7. Jerel Myers	1999-02	1,843
8. Abram Booty	1997-00	1,768
9. Larry Foster	1996-99	1,747
10. Carlos Carson	1977-79	1,728
...		
Michael Clayton	2001-	1,655
<u>100-yard Receiving Games</u>		
1. Josh Reed	1999-01	18
...		
6. Todd Kinchen	1989-91	8
7. Abram Booty	1997-99	5
7. Tommy Morel	1966-68	5
9. Michael Clayton	2001-	4
9. Jerel Myers	1999-02	4
9. Eddie Kennison	1993-95	4
9. Brett Bech	1992-94	4
9. Carlos Carson	1977-79	4

Tigers Had Six First-Time Starters In Season-Opener

LSU had six players make their first career start against UL-Monroe. The list of first-time starters included: OG **Nate Livings**, LB **Eric Alexander**, LB **Adrian Mayes**, CB **Ronnie Prude**, DB **Jessie Daniels** and FS **Travis Daniels**. **Joseph Addai** made his first career start at tailback after starting last year's season-opener against Virginia Tech at fullback.

First Time Tigers

In addition to the 11 true freshmen who saw action for LSU against UL-Monroe, the Tigers had a total of 24 players see action for the first time in an LSU uniform. The following is a listing of all players who saw action in a football game for the Tigers for the first time vs. UL-Monroe: PK **Chris Jackson**, PK **Ryan Gaudet**, SNP **Steve Damen**, WR **Gino Giambelluca**, WR **Dwayne Bowe**, TE **Keith Zinger**, RB **Justin Vincent**, RB **Alley Broussard**, FB **Brandon Nowlin**, OL **Brian Johnson**, OT **Peter Dyakowski**, C **Doug Planchard**, OL **Garret Wibel**, OL **Paris Hodges**, DB **Jessie Daniels**, DB **LaRon Landry**, CB **Keron Gordon**, CB **Nick Child**, DB **Daniel Francis**, DE **Kirston Pittman**, DT **Carnell Stewart**, DE **Ryan Willis**, LB **Willie Demps**, and LB **Kenny Hollis**.

Tigers Have Experience on the O-Line

The LSU offensive line has been touted as one of the best in the nation. The Tiger offensive line may be one of the most experienced as the LSU front five have 96 career starts between them. **Rodney Reed** leads the way with 35, followed by **Stephen Peterman** with 26, **Ben Wilkerson** with 20 and **Andrew Whitworth** 14. **Nate Livings** made his first career start vs. UL-Monroe. LSU is 15-4 when Reed, Peterman and Wilkerson start on the offensive line together (8-0 in 2001, 6-4 in 2002, 1-0 in 2003).

Reed Among Nation's Elite In Starts on Offensive Line

Senior offensive tackle **Rodney Reed** will start his 36th straight game on Saturday against Louisiana-Monroe. Reed's 35 career starts ranks as the seventh-highest total among active Division I players. Marshall's Nate McPeck leads the way with 40 career starts.

Pancakes Are Breakfast of Choice For LSU O-Line

A new wrinkle to this year's offensive grade sheet is the tracking of both pancakes and knockdowns for the LSU offensive line. Sophomore **Andrew Whitworth** led the Tiger o-line with 6 pancakes to go with 6 knockdowns vs. UL-Monroe. Other pancakes for the offensive line against ULM were: **Rodney Reed** with 3, **Ben Wilkerson**, Rudy Niswanger and **Jimmy Courtenay** with 2 each, and **Nate Livings**, **Stephen Peterman**, **Mac McLachlan**, **Peter Dyakowski**, **Doug Planchard** and **Garett Wibel** with one apiece. Peterman led all Tiger linemen with 13 knockdowns, while Wilkerson followed with 10 and Reed with 8.

Addai Gives Tiger Versatile Running Back

Joseph Addai gives the Tigers some versatility in the backfield as the sophomore can be effective both running with and catching the football. Against UL-Monroe, Addai rushed for 81 yards on 15 carries (5.4 avg.) and added two receptions for 21 yards, including a 17-yard TD reception, the first of his career. Of Addai's 81 yards rushing, 33 came after the first contact by a defender, proving that it's going to take more than one player on defensive to bring him down.

Carey Fills In Nicely For Domanick

A concern for LSU heading into the season was how to replace the departed Domanick Davis, the school's all-time leader in both punt return and kickoff return yards. **Shyrone Carey** put some of those worries to rest vs. UL-Monroe as he returned 4 punts for 82 yards (20.5 average), including a long of 33 yards. On a night when the field was sloppy and the ball stayed wet, Carey also fielded all four of his punts clean.

Jack Hunt Scores

Jack Hunt, a converted wide receiver who is in his second season as a starter in the Tiger secondary, recorded the first touchdown of his career vs. UL-Monroe as he returned an interception 31 yards for a TD in the third quarter. The interception was also the first of Hunt's career. Hunt also led the Tigers with nine tackles.

Tiger "D" Keeps First Quarter Streak Alive

By holding UL-Monroe scoreless, the LSU defense ran its streak of scoreless first quarters to five straight dating back to last season. The last time an opposing offense scored on the Tigers in the first quarter came against Kentucky in week 9 of last year. Texas did score a first quarter TD against the Tigers in the Cotton Bowl, but that was on a return of a **Marcus Randall** fumble. Dating back to last year's season-opener, the LSU defense has allowed on 4 first quarter touchdowns.

Cap and Gown Tigers

LSU has two players on this year's roster who have already earned their bachelor's degree - offensive tackle **Rodney Reed** and center **Jimmy Courtenay**. Reed and Courtenay both graduated last May. Reed, who earned First Team Academic All-America honors last year, graduated with a 3.9 grade point average in accounting. He is currently pursuing his Master's in accounting.

Clayton Can Pull Double-Duties

Expect to see junior **Michael Clayton** on both sides of the ball when the Tigers lineup against Arizona on Saturday. Clayton will start at wide receiver and will also see spot duty at safety on defense for the Tigers. Clayton first played on both sides of the ball last year against Texas in the Cotton Bowl. Clayton will actually play three ways for the Tigers, as he's a key member of LSU's special teams as well serving as the holder in placekicks as well as being on LSU's punt and kickoff coverage teams. Clayton did not see any game action on defense in the season-opener against UL-Monroe.

Peterman's Pulling Double-Duty Too

As of last Tuesday, senior offensive lineman **Stephen Peterman** began pulling double-duty as well, only his is as a player and daddy. Peterman's wife Colleen gave birth to a 6-pound, 10-ounce baby boy last Tuesday in Metairie, La. Peterman missed two days of practice to be with his wife during the birth, but he returned to the squad on Thursday and started on Saturday against UL-Monroe. The newest Peterman, Stephen Frederick, Jr., checked in at some 318 pounds lighter than his daddy.

Rookie Kickers Come Up Big

The departure of John Corbello left the Tigers with some pretty big shoes to fill in the kicking game in 2003. LSU may have just found the solution in a pair of freshmen in **Chris Jackson** and **Ryan Gaudet**. The duo combined to connect on all seven of LSU's extra-point attempts vs. UL-Monroe with Gaudet going 4-for-4 and Jackson 3-for-3. Gaudet's only official field goal attempt of 34 yards was blocked. Jackson handled the kick-off duties for the Tigers and his efforts helped limit UL-Monroe to only 98 yards on 6 kickoff returns (16.3 avg.).

Give Devery An ESPY

LSU wide receiver **Devery Henderson** became the second Tiger to win an ESPY when he claimed the honor for Best Play in July in Hollywood for his part in the Bluegrass Miracle. Henderson beat out Barry Bonds, Kobe Bryant, LeBron James and Michael Vick to win the award. Henderson joined Warren Morris as the two LSU athletes to be named winners of an ESPY. Morris was honored in 1997 with the Showstopper of the Year award for his ninth-inning game-winning home run against Miami in the championship game of the 1996 College World Series.

Among the SEC's Best

LSU was selected to finished second in the SEC West by the media at the annual SEC Media Days in Birmingham in late July. The Tigers received 162 points and 13 first-place votes. Auburn was picked to win the West and the overall title, while Georgia was tabbed as East champions.

Preseason All-SEC

LSU was well represented on the preseason All-SEC teams selected by the media at the 2003 SEC Media Days. Junior center **Ben Wilkerson**, junior wide receiver **Michael Clayton**, senior defensive tackle **Chad Lavalais** and junior cornerback **Corey Webster** were all selected to the first-team, while senior offensive guard **Stephen Peterman** and senior punter **Donnie Jones** were named to the second-team.

LSU-Arizona Ties

The only LSU-Arizona ties is that of Wildcat cornerback/safety coach Steve Bernstein, who coached at LSU in 1998-99 under Gerry DiNardo. Bernstein is in his third year at Arizona.

Mackovic Has Seen The Tigers Before

It's been a while, but Arizona coach John Mackovic has faced the Tigers before as a head coach. Mackovic has actually faced the Tigers twice, both as the head coach at Wake Forest. Mackovic is 0-2 against the Tigers, losing to LSU 13-11 on Sept. 23, 1978 in Tiger Stadium followed by a 34-10 setback to LSU on Dec. 22, 1979 in the Tangerine Bowl in Orlando, Fla., in what was the final game for legendary Tiger coach Charles McClendon.

Wilkerson Named to Rimington Watch List

Junior center **Ben Wilkerson** is one of 38 players named to the watch list for the Rimington Trophy. The award, established in 2000, is named for Nebraska's Dave Rimington, one of college football's most decorated offensive linemen. This is the second straight season Wilkerson has made the preseason watch list for the award. Wilkerson has started 20 games in his career and LSU is 15-5 in those games.

Tiger Trends

	<u>2003</u>	<u>Saban</u>
August	1-0	1-0
September	0-0	8-4
October	0-0	7-4
November	0-0	7-3
December-January	0-0	4-1
<u>LSU's Conference Record</u>		
at home	0-0	9-3
on the road	0-0	6-7
neutral	0-0	1-0
<u>LSU's Non-Conference Record</u>		
at home	1-0	9-1
on the road	0-0	0-1
neutral	0-0	2-1
<u>LSU vs. Ranked Opponents</u>		
at home	0-0	4-2
on the road	0-0	1-4
neutral	0-0	3-1
<u>LSU's Record in Games...</u>		
decided by 7 pts or less	0-0	7-2
decided by 3 pts or less	0-0	3-1
Away during the day	0-0	2-6
Away at night	0-0	4-2
Home during the day	0-0	4-1
Home at night	1-0	14-3
<u>LSU's Record When Scoring...</u>		
less than 20 points	0-0	1-9
20+ points	0-0	25-3
25+ points	1-0	25-0
<u>LSU's Record When Allowing...</u>		
14 or fewer points	1-0	17-2
24 or fewer points	0-0	19-3
25+ points	0-0	7-9
<u>LSU's Record When...</u>		
Leading after the 1st qtr	1-0	19-4
Leading after the 2nd qtr	1-0	22-2
Leading after the 3rd qtr	1-0	20-2
Tied after the 4th qtr	0-0	2-0
Trailing after the 1st qtr	0-0	6-7
Trailing after the 2nd qtr	0-0	5-10
Trailing after the 3rd qtr	0-0	4-10
<u>LSU's Record With...</u>		
less than 300 yards	0-0	2-7
400+ yards total offense	1-0	19-2
500+ yards total offense	0-0	5-0
600+ yards total offense	0-0	2-0
less than 100 yards rush	0-0	1-5
100+ yards rushing	1-0	26-5
150+ yards rushing	1-0	17-3
200+ yards rushing	0-0	10-1
250+ yards rushing	0-0	4-0
less than 200 yards pass	0-0	9-7
300+ yards passing	1-0	8-1
350+ yards passing	0-0	5-1
400+ yards passing	0-0	3-0
450+ yards passing	0-0	2-0
<u>LSU's Record When Allowing...</u>		
less than 200 total yards	0-0	2-1
less than 300 total yards	1-0	10-3
less than 400 total yards	1-0	21-7
400+ yards total offense	0-0	6-5
less than 100 yards rush	1-0	15-0
100+ yards rush	0-0	12-12
less than 200 yards pass	1-0	12-5
less than 250 yards pass	1-0	18-7
less than 300 yards pass	1-0	22-8
300+ yards pass	0-0	5-2

LSU Players of the Game

Offensive	
UL-Monroe at Arizona Western Illinois Georgia at Mississippi St. Florida at South Carolina Auburn Louisiana Tech at Alabama at Ole Miss Arkansas	Michael Clayton
Defensive	
UL-Monroe at Arizona Western Illinois Georgia at Mississippi St. Florida at South Carolina Auburn Louisiana Tech at Alabama at Ole Miss Arkansas	Jack Hunt
Special Teams	
UL-Monroe at Arizona Western Illinois Georgia at Mississippi St. Florida at South Carolina Auburn Louisiana Tech at Alabama at Ole Miss Arkansas	S. Carey/G. Giambelluca

Weekly Honors

Aug. 30
Michael Clayton - LSWA Offensive POW Jack Hunt - LSWA Defensive POW

Webster on Thorpe and Nagurski Watch List

Junior cornerback **Corey Webster**, who led the Southeastern Conference last season with seven interceptions, has been named to the Jim Thorpe Award and the Bronko Nagurski watch lists. The Thorpe award, presented annually to the nation's top defensive back, is named after history's greatest all-around athlete who excelled on both defense and offense during his football career. The Nagurski award is presented to the nation's top all-around defensive player.

Peterman on Lombardi Watch List

Senior offensive guard **Stephen Peterman**, a 2002 first-team All-SEC selection, has been named to the preliminary watch list for the Rotary Lombardi Award. Peterman is one of 41 players on the list for the award that is presented annually to the nation's top offensive or defensive lineman.

Turner on Butkus Watch List

Junior linebacker **Lionel Turner** has been named to the preseason Butkus Award watch list. The Walker, La., native finished third on the team in tackles last season with 71 and recorded three sacks. The award is presented annually to the nation's top linebacker.

Jones Punting to the Top

Donnie Jones, a senior punter, ranks in the top three of all three of LSU's career punting stats. The Baton Rouge native ranks second in punting average at 41.9 yards per kick, just one yard behind career leader Chad Kessler's 42.9. Jones ranks third in punting yardage with 7,199 in his career, 105 behind Clay Parker for second place and 777 behind Chad Kessler's top spot. Jones is also third in total punts with 172, 8 behind Parker for second and 14 behind Kessler.

Clayton on the Move

Michael Clayton, a junior wide receiver, is moving up the LSU career record books. The Baton Rouge native enters the Arizona game ranked ninth in career receiving touchdowns with 13, one behind Eric Martin and Carlos Carson for a tie for seventh-place. Clayton also ranks just out of the top 10 in receptions with 110, two behind Todd Kinchen's 10th-place total of 112, and receiving yards with 1,655.

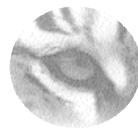
LSU and Cox Sports Television

LSU and Cox Sports Television will team up this year to provide tape-delay coverage of all 12 of the Tigers' regular-season contests. A replay of each LSU game can be seen on Cox Sports Television (cable ch. 37 in Baton Rouge) at 5 p.m. on the Sunday following the game. Cox Sports Television will also re-air the game at 7 p.m. on Wednesday each week.

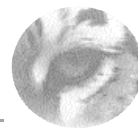
Tigers in the NFL

Former LSU Tigers on Active NFL Rosters (as of opening day 2003)			
Name	Team	Pos.	Exp.
Josh Booty	Cleveland Browns	QB	3
Ryan Clark	New York Giants	S	2
Rohan Davey	New England Patriots	QB	2
Dominick Davis	Houston Texans	RB/KR	R
Alan Faneca	Pittsburgh Steelers	G	6
Kevin Faulk	New England Patriots	RB	5
Larry Foster	Arizona Cardinals	WR	4
Jarvis Green	New England Patriots	DE	2
Bradie James	Dallas Cowboys	LB	R
Tory James	Cincinnati Bengals	CB	8
Eddie Kennison	Kansas City Chiefs	WR	8
Todd McClure	Atlanta Falcons	C	5
Booger McFarland	Tampa Bay Buccaneers	DT	5
Kevin Mawae	New York Jets	C	10
Kenny Mixon	Minnesota Vikings	DE	6
Marcus Price	Buffalo Bills	T	5
Josh Reed	Buffalo Bills	WR	2
Wade Richey	Baltimore Ravens	K	6
Mark Roman	Cincinnati Bengals	CB	4
Robert Royal	Washington Redskins	TE	1
LaBrandon Toefield	Jacksonville Jaguars	RB/KR	R
Denard Walker	Minnesota Vikings	CB	7
Chuck Wiley	Minnesota Vikings	DE	5
Brandon Winey	Washington Redskins	T	2

compiled by Bill Martin of LSU Sports Information and Sheldon Nickles of the Baton Rouge Advocate



Eyes on the Tigers



Preseason Honors/Watch Lists

14 • Michael Clayton • Jr. • WR • Baton Rouge, La.
College Football News honorable mention All-American ... Lindy's Top 20 Wide Receivers, ranked No. 12 ... Lindy's All-SEC First-team ... All-SEC First-team ... Sporting News -No. 1 SEC Wide Receiver - Route Runner ... Street & Smith's -All-SEC First-team

47 • Eric Edwards • Sr. • TE • Monroe, La.
Street & Smith's All-SEC Third-team ... Sporting News No. 2 SEC Tight End - Blocker

94 • Marquise Hill • Jr. • DE • New Orleans, La.
Street & Smith's All-SEC Third-team

80 • Donnie Jones • Sr. • P • Baton Rouge, La.
RAY GUY AWARD CANDIDATE
College Football News Third-team All-American ... Lindy's Top 10 Punters, ranked No. 4 ... All-SEC Second-team ... Sporting News No. 1 SEC Punter ... Street & Smith's All-SEC Second-team

93 • Chad Lavalais • Sr. • DT • Marksville, La.
Lindy's Top 20 Defensive Tackles, ranked No. 8 ... Lindy's All-SEC First-team ... Preseason All-SEC First-team ... Sporting News No. 3 SEC Defensive Tackle ... Street & Smith's All-SEC First-team

84 • Marcus Spears • Jr. • DE • Baton Rouge, La.
Sporting News No. 2 SEC Defensive End

58 • Lionel Turner • Jr. • LB • Walker, La.
BUTKUS AWARD CANDIDATE

72 • Stephen Peterman • Sr. • OG • Waveland, Miss.
LOMBARDI AWARD CANDIDATE
Athlon Sports First-team All-American ... College Football News First-team All-American ... Lindy's Second-team All-American ... Lindy's Top 10 Guards, ranked No. 4 ... All-SEC Second-team ... Sporting News No. 1 SEC Guard ... Sporting News First-team All-American ... Sports Illustrated First-team All-American ... Street & Smith's All-SEC First-team

13 • Corey Webster • Jr. • CB • Vacherie, La.
NAGURSKI AWARD CANDIDATE
THORPE AWARD CANDIDATE
Athlon Sports Second-team All-American ... College Football News honorable mention All-American ... Lindy's Top 20 Cornerbacks, ranked No. 6 ... Lindy's All-SEC First-team ... All-SEC First-team ... Sporting News No. 4 SEC Cornerback ... Street & Smith's All-SEC First-team

76 • Andrew Whitworth • So. • OT • West Monroe, La.
Sporting News No. 1 SEC Offensive Tackle - Left side ... Street & Smith's All-SEC Third-team

55 • Ben Wilkerson • Jr. • C • Hemphill, Texas
RIMINGTON TROPHY CANDIDATE
Lindy's Top 10 Centers, ranked No. 3 ... Lindy's All-SEC First-team ... All-SEC First-team ... Sporting News No. 1 SEC Center ... Street & Smith's All-SEC Second-team ... Rivals.com first-team All-American

Streaking

Starts (all streaks include bowl games)

35 by Rodney Reed
20 by Stephen Peterman
14 by Michael Clayton
14 by Andrew Whitworth

Games With a Reception

27 by Michael Clayton
5 by Devery Henderson
4 by Skyler Green

Games With a Tackle

31 by Chad Lavalais
21 by Randall Gay
14 by Jack Hunt
14 by Marquise Hill
13 by Lionel Turner
13 by Marcus Spears
12 by Corey Webster
5 by Melvin Oliver

Wins

Home - 2, dating back to Ole Miss, 2002
SEC Home - 1, dating back to Ole Miss, 2002

Weeks in the Top 25 (through Aug. 31 poll)

3

Moving on Up

• **Donnie Jones** needs nine punts to move past Clay Parker for first place at LSU for career punts.

• **Donnie Jones** needs 106 punting yards to move past Clay Parker for second place at LSU for career punting yards.

• With one touchdown reception, **Michael Clayton** will move into a tie for seventh-place with Carlos Carson and Eric Martin on LSU career receiving touchdowns list. Clayton also needs two TD catches to tie Eddie Fuller for sixth-place.

• **Michael Clayton** needs two receptions to move into a tie with Todd Kinchen for 10th place on LSU's career list.

• **Michael Clayton** needs 12 receiving yards to move into a tie with Larry Foster for ninth-place in career receiving yards. Clayton also needs 33 yards to tie Abram Booty for eighth-place.

With a Win ...

• LSU will be 1-0 in games played in the state of Arizona.

• The Tigers will be 2-0 to open the season for the seventh time in the last eight seasons..

Sept. 6 in LSU History

LSU is 1-1 on Sept. 6. The Tigers defeated UTEP in 1997 and lost at Florida State in 1980.

Memories vs. Arizona

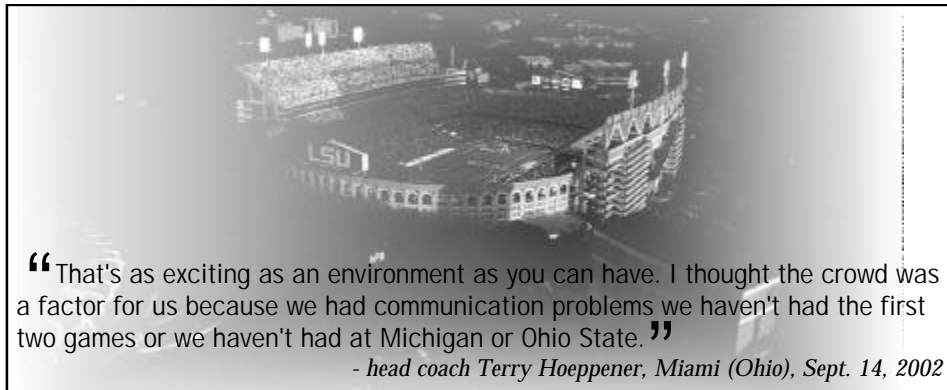
LSU has met UA once, a 27-26 victory on Sept. 22, 1984 in Baton Rouge.

Death Valley

LSU

5 10 15 20 25 30 35 40 45 45 40 35 30 25 20 15 10 5

LSU



“That’s as exciting as an environment as you can have. I thought the crowd was a factor for us because we had communication problems we haven’t had the first two games or we haven’t had at Michigan or Ohio State.”

- head coach Terry Hoepfner, Miami (Ohio), Sept. 14, 2002

• LSU began playing football in Tiger Stadium in 1924 and is currently in its 80th year in the venerable stadium on **SATURDAY NIGHT**.

• Under **Nick Saban**, the Tigers have posted a **18-4 HOME RECORD**, including a 4-2 mark against ranked opponents. Against conference foes, Saban is 8-3 in Death Valley. In home games at night, LSU is 14-3 since Saban took over.

• LSU has won **NINE OF ITS LAST 10** games at home, including an eight-game win streak during the stretch. That was the longest home streak for the Tigers since winning eight straight from 1995-96.

• More than **85,000 FANS** have attended each of LSU’s last 20 home games. In that span, the Tigers have eclipsed the 90,000 mark 13 times, including a school-record 92,141 for the 2001 Auburn contest, which LSU won 27-14.

• Since national attendance figures began being kept in 1957, LSU has ranked in the top 20 all 45 seasons. The Tigers have been in the top 15 for 43 of the 45 years and in the top 10 on 37 occasions, including 32 straight from 1957-88. Fourteen times, LSU has ranked in the **TOP FIVE IN THE NATION**, including the last three.

• Since 1960, LSU owns a stellar **183-61-4 (.745)** record in traditional Tiger Stadium night games. On the other hand, the Tigers are just 14-20-3 (.419) at home during the day in that span.

• Death Valley is the **SIXTH LARGEST** on-campus stadium in the nation holding 91,600 fans.

The Legend

“Baton Rouge happens to be the worst place in the world for a visiting team. It’s like being inside a drum.”

-- PAUL “BEAR” BRYANT

“It makes a body tingle -- these folks go berserk when the band marches on the field.”

-- DOUGLAS LOONEY, *Sports Illustrated*

“The Tiger Stadium sound was like nothing I had ever heard in my life. It’s not like any other place.”

-- BILL CURRY

“College football is never better than when there’s a good team in Tiger Stadium.”

-- LEE CORSO

Earthquake Game

October 8, 1988. Tommy Hodson connected with Eddie Fuller on 4-and-10 with 1:41 to play for the game-winning touchdown as LSU upset No. 4 Auburn. The play caused such a thunderous explosion from the crowd of 79,341 that the tremor caused by the vibrations measured on the seismograph across campus.

Halloween Night

October 31, 1959. No. 1 LSU trailed No. 3 Ole Miss, 3-0, late in the fourth quarter when Billy Cannon fielded a punt off the bounce at the 11-yard line. He raced 89 yards, careening off seven Rebel defenders, to paydirt to give the Tigers victory and all but clinch the 1959 Heisman Trophy.

By the Numbers

- 92,141 the largest crowd (Auburn, 2001)
- 1,500 old dorm rooms below the east & west stands
- .700 winning percentage after 483 home games
- 183-61-4 night record since 1960
- 89 yard punt return by Billy Cannon to beat Ole Miss on Halloween Night in 1959
- 79 th year of LSU football in Tiger Stadium dating back to 1924
- 70 “Tiger Den” skybox suites in the East Upper Deck
- 37 years ranked in the top 10 in the nation in attendance
- 17 straight wins to set school record from 1935-37
- 17-4 is LSU’s home record since Nick Saban took over
- 13 times the crowd has exceeded 90,000 for a game
- 9 undefeated home seasons
- 6 the sixth largest on-campus stadium in the nation
- 3 times named the toughest place in the nation to play a road game
- 2 trips by the “ESPN College GameDay” crew
- 2 length of LSU’s latest Tiger Stadium win streak
- 1 win over a No. 1 ranked team (def. Florida, 28-21, in 1997)

The Last Time



ARIZONA 26

LSU 27



Sept. 22, 1984 • Baton Rouge, La. • 78,052

LSU Holds on to Defeat Arizona in Thriller

Dalton Hilliard rushed for 145 yards on 29 carries and Jeff Wickersham completed 19-of-25 passes for 204 yards as LSU held off a late charge by Arizona, 27-26, in Tiger Stadium. Juan Betanzos put the Tigers on the board early with a 45-yard field goal in the first quarter. The Tigers appeared to be headed for another score when on third and 10 from the Arizona 13, Allen Durden intercepted an overthrown Jeff Wickersham pass and returned it 96 yards for a touchdown. Early in the third quarter the Tigers needed only three plays to travel 48 yards and tie the score. After the kickoff, Tiger safety Liffort Hobley returned an intercepted pass 39 yards to the Arizona nine. On the next play Dalton Hilliard scampered into the endzone for what proved to be the winning score. Arizona would mount one last threat for the LSU defense, but Wildcat quarterback Alfred Jenkins fumbled the ball out of bounds on fourth down and three to return the ball to the Tigers with 18 seconds to play.

		Scoring				
ARIZONA		10	10	3	3	- 26
LSU		3	10	14	0	- 27
LSU	9:32 1st	Betanzos 45-yard field goal				
UA	6:50 1st	Durden 96-yard interception return (Zendejas kick)				
UA	2:10 1st	Zendejas 49-yard field goal				
LSU	9:09 2nd	O'Donohoe 27-yard field goal				
LSU	13:01 2nd	Betanzos 38-yard field goal				
UA	10:03 2nd	Zendejas 33-yard field goal				
LSU	4:58 2nd	James 1-yard run (Betanzos kick)				
UA	1:47 2nd	Johnson 5-yard pass from Jenkins (Zendejas kick)				
LSU	11:27 3rd	Fontenot 20-yard pass from Wickersham (Betanzos kick)				
LSU	9:47 3rd	Hilliard 9-yard run (Betanzos kick)				
UA	5:20 3rd	Zendejas 50-yard field goal				
UA	2:52 4th	Zendejas 34-yard field goal				

Statistical Comparison

Category	LSU	UA	SEC/ PAC-10 RANKING	
			LSU	UA
Record:	1-0	1-0		
Conference:	0-0	0-0		
Scoring Offense:	49.0	42.0	2nd	T1st
Total Offense:	474.0	446.0	2nd	4th
Rushing Offense:	168.0	217.0	4th	3rd
Passing Offense:	306.0	229.0	2nd	5th
Scoring Defense:	7.0	7.0	T5th	T3rd
Total Defense:	240.0	275.0	5th	4th
Rushing Defense:	59.0	71.0	5th	3rd
Passing Defense:	181.0	204.0	2nd	5th
KO Ret. Avg.:	36.0	5.0	1st	6th
Punt Ret. Avg.:	16.4	9.0	3rd	5th
Time of Poss.:	35:15	31:07	3rd	NA
3rd Down Conv.:	6/16	8/16	T5th	NA
Opp. 3rd-D Conv.:	2/15	7/18	3rd	NA
TO Margin:	+1.0	+1.0	T4th	T3rd

Statistical Leaders

LSU		Arizona	
PASSING YARDS/GAME			
Matt Mauck	153.0	Ryan O'Hara	119.0
Marcus Randall	153.0	Nic Costa	110.0
RUSHING YARDS/GAME			
Joseph Addai	81.0	Michael Bell	119.0
Justin Vincent	40.0	Nic Costa	33.0
RECEIVING YARDS/GAME			
Michael Clayton	152.0	Lance Relford	88.0
Dwayne Bowe	39.0	Ricky Williams	48.0
Devery Henderson	32.0	Biren Ealy	47.0

The Series: LSU leads 1-0

1984: LSU 27, Arizona 26

at Baton Rouge: LSU leads 1-0

at Tucson: no meetings

at neutral sites: no meetings

Games decided by 3 points or less: LSU leads 1-0

Games decided by 7 points or less: LSU leads 1-0

LSU Tigers

DEPTH CHART

Pronunciation Guide			Offense				Defense					
9	Devery Henderson Dev-ree	WR	X 9	Devery Henderson	6-0	189	Sr.	LE 84	Marcus Spears	6-4	297	Jr.
				5 Skyler Green	5-9	190	So.	90	Melvin Oliver	6-3	269	So.
				38 Gino Gambelluca	5-8	173	So.					
10	Joseph Addai uh-Die	RB	86	Junior Joseph	6-0	176	Fr.-RS	LT 92	Bryce Wyatt	6-4	273	Sr.
								97	Brandon Washington	6-4	302	So.
17	Bennie Brazell Bra-zil	WR	LT 76	Andrew Whitworth	6-7	325	So.	RT 93	Chad Lavalais	6-3	292	Sr.
			64	Rudy Niswanger	6-5	294	So.	95	Kyle Williams	6-3	288	So.
18	Matt Mauck Mawk	QB	LG 71	Nate Livings	6-5	313	So.	98	Torran Williams	6-2	297	Sr.
			59	Doug Planchard	6-3	299	Fr.-RS	RE 94	Marquise Hill	6-7	295	Jr.
22	Alley Broussard Al-ee Brew-sard	RB	C 55	Ben Wilkerson	6-4	296	Jr.	48	Kirston Pittman	6-3	238	Fr.
			64	Rudy Niswanger	6-5	294	So.	Sam 27	Eric Alexander	6-3	223	Sr.
			61	Jimmy Courtenay	6-2	295	Sr.	57	Dave Peterson	6-3	247	Sr.
24	Keron Gordon Kuh-ron	CB	RG 72	Stephen Peterman	6-4	321	Sr.	56	Kenneth Hollis	6-0	241	Jr.
			62	Brandon Hurley	6-2	268	So.	Mike 58	Lionel Turner	6-2	257	Jr.
30	LaRon Landry Luh-ron	FS	RT 60	Rodney Reed	6-4	287	Sr.	99	Jason LeDoux	6-3	228	Sr.
			75	Brian Johnson	6-4	307	Fr-RS	Will 7	Adrian Mayes	6-1	213	Sr.
			63	Mac McLachlan	6-4	331	Jr.	46	Cameron Vaughn	6-4	220	So.
38	Gina Gambelluca Gam-buh-lou-kuh	WR	Y 47	Eric Edwards	6-5	244	Sr.	57	Dave Peterson	6-3	247	Sr.
			88	Demetri Robinson	6-3	251	Jr.	LCB 13	Corey Webster	6-0	201	Jr.
39	Ryan Gaudet Go-day	PK	T 82	David Jones	6-4	259	So.	1	Ronnie Prude	5-11	176	Jr.
			89	Keith Zinger	6-4	255	Fr.	24	Keron Gordon	6-1	188	Fr.-RS
48	Kirston Pittman Ker-ston	DL	Z 14	Michael Clayton	6-4	200	Jr.	-or- 37	Daniel Francis	5-11	179	Fr.
			17	Bennie Brazell	6-1	166	So.	SS 8	Jack Hunt	6-1	197	Sr.
64	Rudy Niswanger Nis-wang-er	OL	81	Dwayne Bowe	6-3	202	Fr.	31	Jessie Daniels	5-11	195	Fr.
			QB 18	Matt Mauck	6-2	213	Jr.	43	Chad White	5-11	211	Sr.
69	Garett Wibel Why-bul	OL	12	Marcus Randall	6-2	223	Jr.	FS 29	Travis Daniels	6-1	187	Jr.
			15	Matt Flynn	6-2	224	Fr.	30	LaRon Landry	6-2	180	Fr.
			-or-4	JaMarcus Russell	6-5	236	Fr.	RCB 1	Ronnie Prude	5-11	176	Jr.
77	Peter Dyakowski Die-uh-cow-ski	OL	RB 10	Joseph Addai	6-0	205	So.	26	Nick Child	6-0	169	Fr.
			2	Shyrone Carey	5-6	198	Jr.					
81	Dwayne Bowe Bo	WR	32	Barrington Edwards	6-0	213	Fr.					
			-or-22	Alley Broussard	6-0	235	Fr.					
			-or-25	Justin Vincent	5-10	208	Fr.-RS					
83	Kory Hebert A-bear	TE	FB 44	Kevin Steltz	5-9	243	Fr.-RS					
			40	Shawn Jordan	5-11	242	Fr.					
93	Chad Lavalais Lav-uh-lay	DT										
94	Marquise Hill Mar-keese	DE										
99	Jason LeDoux Luh-doo	LB										
Specialists												
			PR 2	Shyrone Carey	5-6	198	Jr.	P 80	Donnie Jones	6-3	222	Sr.
								41	Chris Jackson	5-11	179	Fr.
			KOR 9	Devery Henderson	6-0	189	Sr.	SNP 86	Steve Damon	5-10	221	So.
			5	Skyler Green	5-9	190	So.	55	Ben Wilkerson	6-4	296	Jr.
			17	Bennie Brazell	6-1	166	So.					
			PK 3	Ryan Gaudet	5-6	155	Fr.-RS	HLD 14	Michael Clayton	6-4	200	Jr.
			41	Chris Jackson	5-11	179	Fr.	18	Matt Mauck	6-2	213	Jr.

Arizona

DEPTH CHART

Offense

WR	18	Lance Relford	6-0	200	Sr.
	6	Mike Jefferson	6-2	195	Fr.-RS
LT	59	Chris Johnson	6-3	295	Jr.
	69	John Abramo	6-4	290	So.
LG	75	Reggie Sampay	6-3	295	Sr.
	79	Keith Jackson	6-5	312	Fr.-RS
C	70	Keoki Fraser	6-3	300	Jr.
	63	Tom Robinson	6-5	295	Jr.
RG	66	Kili Lefotu	6-5	298	So.
	71	Erick Levitre	6-1	280	Fr.-RS
RT	68	Brandon Phillips	6-8	330	Sr.
	76	Peter Graniello	6-6	280	Fr.
TE	87	Steve Fleming	6-6	250	Jr.
	89	Matt Padron	6-5	259	Fr.-RS
-or-	88	Clarence McRae	6-1	235	Jr.
WR	82	Biren Ealy	6-2	175	So.
	84	Ricky Williams	6-3	210	So.
QB	15	Ryan O'Hara	6-5	200	Fr.-RS
-or-	7	Nic Costa	5-11	200	So.
HB	11	Mike Bell	6-0	210	So.
	32	Clarence Farmer	6-0	224	Sr.
FB	36	Gilbert Harris	6-1	215	So.
	35	Sean Jones	5-11	230	So.

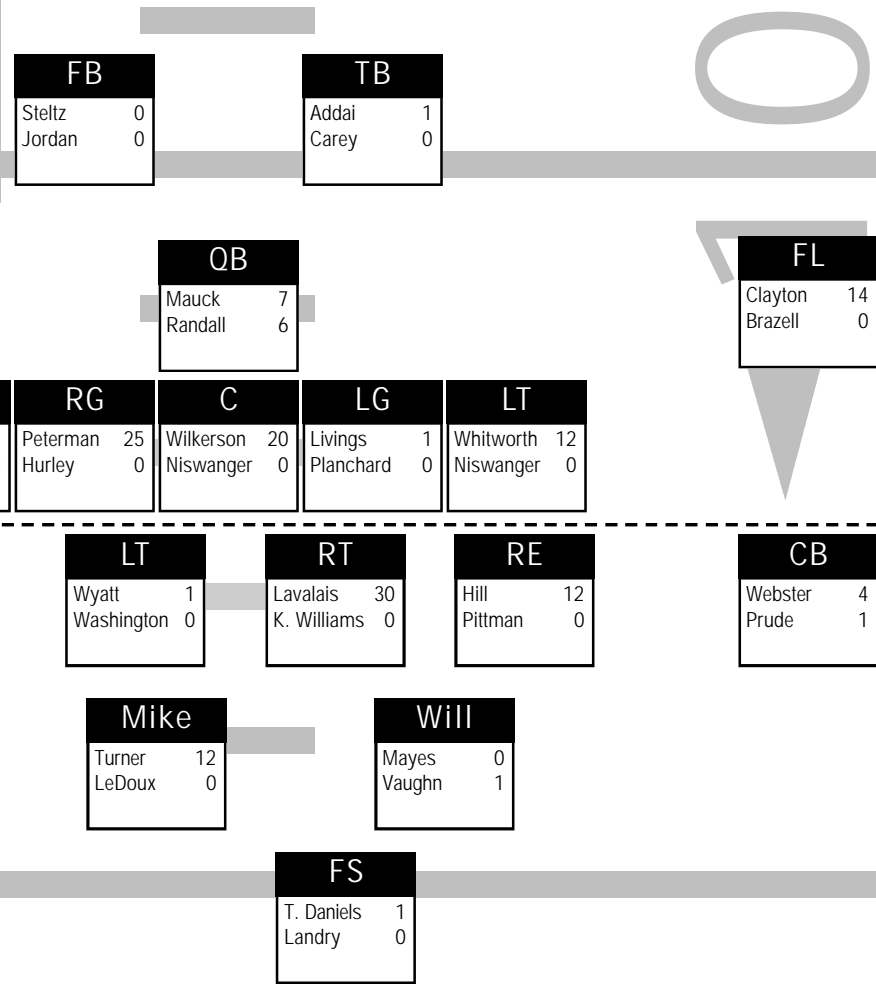
Defense

OLB	51	Copeland Bryan	6-4	235	So.
	56	Andre Torrey	6-4	250	Jr.
DE	92	Carlos Williams	6-5	295	Jr.
	62	Clifton Stanford	6-4	275	Fr.
NT	90	Carl Tuitavuki	6-3	334	Sr.
	94	Paul Philipp	6-2	265	Fr.-RS
DE	94	Paul Philipp	6-2	265	Fr.-RS
	54	Lionel Dotson	6-4	235	Fr.
OLB	55	Marcus Smith	6-5	225	So.
	49	Matt Molina	6-2	240	Sr.
MLB	42	Joe Siofela	6-2	260	Sr.
-or-	57	Justin Stewart	6-1	246	Jr.
WLB	44	Patrick Howard	5-11	225	Jr.
	40	John McKinney	6-0	220	Fr.-RS
CB	9	Gary Love	5-10	180	Sr.
	10	Zeonte Sherman	6-0	194	Jr.
SS	19	Lamon Means	6-3	190	So.
	30	Tony Wingate	6-1	200	Jr.
CB	8	Michael Jolivette	5-10	185	Sr.
	13	Luis Nunez	5-11	190	Jr.
FS	6	Darrel Brooks	6-0	192	So.
-or-	33	Clay Hardt	6-2	200	Sr.

Specialists

PK	28	Bobby Gill	5-11	190	Jr.
	16	Nicholas Folk	6-1	180	Fr.-RS
KO	16	Nicholas Folk	6-1	180	Fr.-RS
	20	James Molina	5-11	195	Sr.
P	43	Danny Baugher	5-10	185	So.
	20	James Molina	5-11	195	Sr.
SNP	42	Joe Siofela	6-2	260	Sr.
	53	Tom Robinson	6-5	295	Jr.
HLD	20	James Molina	5-11	195	Sr.
R	9	Gary Love	5-10	180	Sr.
	32	Clarence Farmer	6-0	224	Sr.
	6	Mike Jefferson	6-2	195	Fr.-RS

Career starts by position ...



2003 Offensive Game-by-Game Starters

Game	X	Z	LT	LG	C	RG	RT	TE	FB	TB	QB
UL-Monroe	Henderson	M. Clayton	Whitworth	Livingston	Wilkerson	Peterman	Reed	Edwards	D. Robinson (HB)	Addai	Mauck
at Arizona											
Western Illinois											
Georgia											
at Mississippi St.											
Florida											
at South Carolina											
Auburn											
Louisiana Tech											
at Alabama											
at Ole Miss											
Arkansas											

2003 Defensive Game-by-Game Starters

Game	LE	DT	DT	RE	WILL	MIKE	SAM	LCB	RCB	SS	FS
UL-Monroe	Spears	Wyatt	Lavalais	Hill	J. Daniels (dime)	Turner	E. Alexander	Webster	Prude	Hunt	T. Daniels
at Arizona											
Western Illinois											
Georgia											
at Mississippi St.											
Florida											
at South Carolina											
Auburn											
Louisiana Tech											
at Alabama											
at Ole Miss											
Arkansas											

The Last Time LSU ...

ALL GAMES

Scoring

Scored 30 or more points.....	49 vs. UL-Monroe (8/30/03)
Scored 40 or more points.....	49 vs. UL-Monroe (8/30/03)
Scored 50 or more points.....	58 vs. Western Carolina (9/2/02)
Scored 60 or more points.....	63 vs. Kentucky (11/1/97)
Scored 70 or more points.....	77 vs. Rice (9/24/77)

Total Offense

Had more than 400 total yards.....	474 vs. UL-Monroe (8/30/03)
Had more than 450 total yards.....	474 vs. UL-Monroe (8/30/03)
Had more than 500 total yards.....	595 vs. Illinois (Sugar Bowl) (1/1/02)
Had more than 550 total yards.....	595 vs. Illinois (Sugar Bowl) (1/1/02)
Had more than 600 total yards.....	611 at Alabama (11/3/01)
Had more than 650 total yards.....	680 vs. Western Carolina (9/2/02)
Had more than 700 total yards.....	746 vs. Rice (9/24/77)

Rushing Offense

Rushed for 150 or more yards.....	168 vs. UL-Monroe (8/30/03)
Rushed for 200 or more yards.....	213 at Kentucky (11/9/02)
Rushed for 250 or more yards.....	256 vs. Mississippi State (9/28/02)
Rushed for 300 or more yards.....	350 vs. North Texas (9/11/99)
Rushed for 350 or more yards.....	350 vs. North Texas (9/11/99)
Rushed for 400 or more yards.....	400 vs. Kentucky (11/1/97)
Rushed for 425 or more yards.....	433 vs. Houston (9/7/96)
Rushed for 500 or more yards.....	503 vs. Oregon (10/22/77)

Passing Offense

Passed for 250 or more yards.....	306 vs. UL-Monroe (8/30/03)
Passed for 300 or more yards.....	306 vs. UL-Monroe (8/30/03)
Passed for 350 or more yards.....	444 vs. Illinois (Sugar Bowl) (1/1/02)
Passed for 400 or more yards.....	444 vs. Illinois (Sugar Bowl) (1/1/02)
Passed for 450 or more yards.....	528 at Alabama (11/3/01)
Passed for 500 or more yards.....	528 at Alabama (11/3/01)

Scoring Defense

Allowed 0 points.....	0 vs. UL-Lafayette (10/5/02)
Allowed 3 or fewer points.....	0 vs. UL-Lafayette (10/5/02)
Allowed 7 or fewer points.....	7 vs. UL-Monroe (8/30/03))
Allowed 10 or fewer points.....	7 at Florida (10/12/02)
Allowed 14 or fewer points.....	13 vs. Ole Miss (11/23/02)

Total Defense

Allowed fewer than 75 total yards.....	70 vs. UL-Lafayette (10/5/02)
Allowed fewer than 100 total yards.....	70 vs. UL-Lafayette (10/5/02)
Allowed fewer than 125 total yards.....	70 vs. UL-Lafayette (10/5/02)
Allowed fewer than 150 total yards.....	70 vs. UL-Lafayette (10/5/02)
Allowed fewer than 175 total yards.....	70 vs. UL-Lafayette (10/5/02)
Allowed fewer than 200 total yards.....	70 vs. UL-Lafayette (10/5/02)
Allowed fewer than 225 total yards.....	70 vs. UL-Lafayette (10/5/02)
Allowed fewer than 250 total yards.....	240 vs. UL-Monroe (8/30/03)
Allowed fewer than 275 total yards.....	240 vs. UL-Monroe (8/30/03)
Allowed fewer than 300 total yards.....	240 vs. UL-Monroe (8/30/03)

Rushing Defense

Allowed 0 or fewer yards.....	minus-50 vs. Ole Miss (10/30/82)
Allowed 10 or fewer yards.....	10 at Tulane (11/30/85)
Allowed 20 or fewer yards.....	17 vs. UL-Lafayette (10/5/02)
Allowed 30 or fewer yards.....	17 vs. UL-Lafayette (10/5/02)
Allowed 40 or fewer yards.....	17 vs. UL-Lafayette (10/5/02)
Allowed 50 or fewer yards.....	17 vs. UL-Lafayette (10/5/02)
Allowed 60 or fewer yards.....	59 vs. UL-Monroe (8/30/03)
Allowed 70 or fewer yards.....	59 vs. UL-Monroe (8/30/03)

The Last Time LSU ...

ALL GAMES

Allowed 80 or fewer yards	59 vs. UL-Monroe (8/30/03)
Allowed 90 or fewer yards	59 vs. UL-Monroe (8/30/03)
Allowed 100 or fewer yards	59 vs. UL-Monroe (8/30/03)

Passing Defense

Allowed 0 passing yards	0 vs. Alabama (11/6/71)
Allowed 50 or fewer yards	10 vs. North Texas (9/11/99)
Allowed 100 or fewer yards	53 vs. UL-Lafayette (10/5/02)
Allowed 150 or fewer yards	127 at Arkansas (11/29/02)
Allowed 175 or fewer yards	127 at Arkansas (11/29/02)
Allowed 200 or fewer yards	181 vs. UL-Monroe (8/30/03)

Individual Rushing

Had a player rush for 100 or more yards	113 yards by Domanick Davis vs. South Carolina (10/19/02)
Had a player rush for 150 or more yards	173 by LaBrandon Toefield vs. Arkansas (11/23/01)
Had a player rush for 200 or more yards	201 by Kevin Faulk vs. Alabama (11/3/98)
Had a player rush for 225 or more yards	246 by Kevin Faulk vs. Houston (9/7/96)
Had a player rush for 2 or more TDs	2 by Domanick Davis, 2 by Joseph Addai vs. UL-Lafayette (10/5/02)
Had a player rush for 3 or more TDs	4 by Domanick Davis vs. Illinois (Sugar Bowl)
Had a player rush for 4 or more TDs	4 by Domanick Davis vs. Illinois (Sugar Bowl)
Had a player rush for 5 or more TDs	5 by Kevin Faulk at Kentucky (11/1/97)

Individual Passing

Had a player pass for 200 or more yards	203 by Marcus Randall at Arkansas (11/29/02)
Had a player pass for 250 or more yards	264 by Marcus Randall at Kentucky (11/9/02)
Had a player pass for 300 or more yards	444 by Rohan Davey vs. Illinois (Sugar Bowl) (1/1/02)
Had a player pass for 350 or more yards	444 by Rohan Davey vs. Illinois (Sugar Bowl) (1/1/02)
Had a player pass for 400 or more yards	444 by Rohan Davey vs. Illinois (Sugar Bowl) (1/1/02)
Had a player pass for 450 or more yards	528 by Rohan Davey at Alabama (11/3/01)
Had a player pass for 500 or more yards	528 by Rohan Davey at Alabama (11/3/01)
Had a player pass for 2 or more TDs	3 by Matt Mauck vs. UL-Monroe (8/30/03)
Had a player pass for 3 or more TDs	3 by Matt Mauck vs. UL-Monroe (8/30/03))
Had a player pass for 4 or more TDs	4 by Josh Booty vs. Alabama (11/4/2000)
Had a player complete 20 passes	31 by Rohan Davey vs. Illinois (Sugar Bowl)
Had a player complete 25 passes	31 by Rohan Davey vs. Illinois (Sugar Bowl)
Had a player complete 30 passes	31 by Rohan Davey vs. Illinois (Sugar Bowl)
Had a player complete 35 passes	35 by Rohan Davey at Alabama (11/3/02)
Had a player complete 15 straight passes.....	17 by Rohan Davey vs. Arkansas-6 (11/26/99), vs. Western Carolina-11 (9/2/00)
Had a player throw 30 passes	45 by Marcus Randall vs. Texas (1/1/03) (Cotton Bowl)
Had a player throw 35 passes	45 by Marcus Randall vs. Texas (1/1/03) (Cotton Bowl)
Had a player throw 40 passes	45 by Marcus Randall vs. Texas (1/1/03) (Cotton Bowl)
Had a player throw 45 passes	53 by Rohan Davey vs. Illinois (Sugar Bowl) (1/1/02)
Had a player throw 50 passes	53 by Rohan Davey vs. Illinois (Sugar Bowl) (1/1/02)

Individual Receiving

Had a player with 10 receptions in a game	14 by Josh Reed vs. Illinois (Sugar Bowl) (1/1/02)
Had a player with 11 receptions in a game	14 by Josh Reed vs. Illinois (Sugar Bowl) (1/1/02)
Had a player with 12 receptions in a game	14 by Josh Reed vs. Illinois (Sugar Bowl) (1/1/02)
Had a player with 13 receptions in a game	14 by Josh Reed vs. Illinois (Sugar Bowl) (1/1/02)
Had a player with 14 receptions in a game	14 by Josh Reed vs. Illinois (Sugar Bowl) (1/1/02)
Had a player with 15 receptions in a game	19 by Josh Reed at Alabama (11/3/01)
Had a player receive 100 or more yards	152 by Michael Clayton vs. UL-Monroe (8/30/03)
Had a player receive 150 or more yards	152 by Michael Clayton vs. UL-Monroe (8/30/03)
Had a player receive 200 or more yards	239 by Josh Reed vs. Illinois (Sugar Bowl) (1/1/02)
Had a player receive 250 or more yards	293 by Josh Reed at Alabama (11/3/01)
Had a player receive for 2 or more TDs	2 by Michael Clayton vs. UL-Monroe (8/30/03)
Had a player receive for 3 or more TDs	3 by Devery Henderson at Kentucky (11/9/02)
Had a player receive for 4 or more TDs	4 by Tony Moss vs. Ohio University (9/30/89)
Had a player receive for 5 or more TDs	5 by Carlos Carson vs. Rice (9/24/77)

The Last Time LSU ...

ALL GAMES

Games against Ranked Teams

Beat a top 25 team.....	No. 16 Florida, 36-7 (10/12/02 at Gainesville)
Beat a top 10 team.....	No. 7 Illinois, 47-34 (1/1/02 in Sugar Bowl at New Orleans)
Beat a top 5 team.....	No. 2 Tennessee, 31-20 (12/8/01 in SEC Championship at Atlanta, Ga.)
Beat a No. 1 team	No. 1 Florida, 28-21 (10/11/97 at Baton Rouge)
Beat a ranked opponent at home	No. 25 Auburn, 27-14 (12/1/01)
Beat a ranked opponent on the road	No. 16 Florida, 36-7 (10/12/02 at Gainesville)
Beat a ranked opponent at a neutral site.....	No. 7 Illinois, 47-34 (1/1/02 in Sugar Bowl at New Orleans)
Beat back-to-back ranked opponents	11/23 - 1/1/02 vs. #22 Arkansas, #24 Auburn, #2 Tennessee (SEC CG), #7 Illinois (Sugar Bowl)
Beat a ranked team in three straight games	11/23 - 1/1/02 vs. #22 Arkansas, #24 Auburn, #2 Tennessee (SEC CG), #7 Illinois (Sugar Bowl)
Beat a ranked team in four straight games	11/23 - 1/1/02 vs. #22 Arkansas, #24 Auburn, #2 Tennessee (SEC CG), #7 Illinois (Sugar Bowl)
Lost to a ranked opponent at home.....	No. 10 Alabama, 31-0 (11/16/02)
Lost to a ranked opponent on the road	No. 16 Virginia Tech, 26-8 (9/1/02 at Blacksburg)
Lost to a ranked opponent at a neutral site	No. 9 Texas, 35-20 (1/3/03 in Cotton Bowl at Dallas)
Lost to an unranked opponent at home.....	Ole Miss, 35-24 (10/27/01)
Lost to an unranked opponent on the road	Arkansas, 21-20 (11/29/02)

Great Endings

Won on the last play of the game	Kentucky, 33-30 (11/16/02); 75-yard touchdown Marcus Randall to Devery Henderson
Lost on the last play of the game.....	UAB, 13-10 (9/23/01); 32-yard field goal by Rhett Gallego
Came back from 10 or more down in 4th quarter	Mississippi State, 45-38 (ot); down by 14 entering 4th quarter
Lost when leading by 10 or more in 4th quarter	Arkansas, 21-20; led 17-7 with eight minutes remaining

Returns/Special Teams

Returned a KO for a TD	Kevin Faulk, 88 yards (11/21/98 at Notre Dame)
Returned a Punt for a TD	Domanick Davis, 78 yards (9/28/02 vs. Mississippi State)
Returned an INT for a TD	Jack Hunt vs. UL-Monroe (8/30/03)
Returned 2 INTs for TDs	3 vs. Arkansas St. (C. Raymond, D. Walkup, C. Buckels)
Returned 3 INTs for TDs	3 vs. Arkansas St. (C. Raymond, D. Walkup, C. Buckels)
Recovered a fumble in endzone for a TD	Chuck Wiley, fumbled by Lance Tucker (11/8/97 at Alabama)
Returned a fumble for a TD	Gabe Northern, 37 yards (12/29/95 vs. Michigan State in Independence Bowl)
Faked a field goal for a touchdown	Blain Bech (holder), 35 yard run (10/12/02 at Florida)
Faked a punt for a first down	Bradie James (upback), 29 yard run (11/16/02 vs. Alabama)
Blocked a FG	Arnold Miller, 42 yard attempt by Jim Sanson (11/21/98 at Notre Dame)
Blocked a PAT (kick)	Mark Roman, attempt by Seth Hanson (10/17/98 vs. Kentucky)
Returned a PAT for a Defensive Extra Point	Mark Roman, kick attempt by Seth Hanson (10/17/98 vs. Kentucky)
Blocked a punt	Clarence LeBlanc (10/23/99 vs. Mississippi State)
Blocked a punt for a safety	Jarvis Green, on an Andy Smith punt (10/16/99 at Kentucky)
Returned a blocked punt for TD.....	Ryan Clark, 1 yard, off Clarence LeBlanc block, (10/23/99 vs. Mississippi State)
Recovered an onside kick	vs. Auburn (12/1/01)
Recovered an onside kick to start the game	vs. Auburn (12/1/01)
Recorded a Safety (Team)	holding in the endzone (10/13/01 at Kentucky)
Recorded a Safety (Individual tackle)	James Gillyard, sacked Patrick Nix (9/16/95 vs. Auburn)

Opponent Returns/Special Teams

Returned a KO for a TD	Tim Carter, 100 yards (9/16/00 at Auburn)
Returned a Punt for a TD	Kendrick Shanklin, 56 yards (10/16/99 at Kentucky)
Returned an INT for a TD	Quinton Caver, 33 yards (11/24/00 at Arkansas)
Returned 3 INTs for TDs	3, by Alvis, Smith, Robinson (9/17/94 at Auburn)
Recovered a fumble in endzone for a TD	Chris Shelling (9/17/94 at Auburn)
Returned a fumble for a TD	Lamont Bryant, 13 yards (11/21/98 at Notre Dame)
Blocked a FG	UL-Monroe (8/30/03)
Blocked a punt	2 at Virginia Tech 9/1/02
Blocked two punts	2 at Virginia Tech 9/1/02
Blocked a punt for a Safety	blocked Donnie Jones (9/1/02 at Virginia Tech)
Recorded a Safety (Team)	off blocked punt (9/1/02 at Virginia Tech)
Blocked a PAT (kick)	Illinois (1/1/02 in Sugar Bowl)
Returned a PAT for a Defensive Extra Point	Eric Kelly, off bad snap (10/17/98 vs. Kentucky)
Faked a field goal for a TD	Damon Duval, 1 yard run (9/18/99 vs. Auburn)
Recovered an onside kick	Alabama (11/7/98)

The Last Time LSU ...

IN THE SEC

Scoring

Scored 30 or more points.....	33 at Kentucky (11/9/02)
Scored 35 or more points.....	38 vs. South Carolina (10/19/02)
Scored 40 or more points.....	41 vs. Arkansas (11/23/01)
Scored 45 or more points.....	45 vs. Mississippi State-OT (10/21/00)
Scored 50 or more points.....	63 vs. Kentucky (11/1/97)
Scored 55 or more points.....	63 vs. Kentucky (11/1/97)
Scored 60 or more points.....	63 vs. Kentucky (11/1/97)

Total Offense

Had more than 400 total yards.....	477 at Kentucky (11/9/02)
Had more than 450 total yards.....	477 at Kentucky (11/9/02)
Had more than 500 total yards.....	518 vs. Arkansas (11/23/01)
Had more than 550 total yards.....	611 vs. Alabama (11/13/01)
Had more than 600 total yards.....	611 vs. Alabama (11/13/01)

Rushing Offense

Rushed for 150 or more yards.....	150 at Arkansas (11/29/02)
Rushed for 200 or more yards.....	213 at Kentucky (11/9/02)
Rushed for 250 or more yards.....	256 vs. Mississippi State (9/28/02)
Rushed for 300 or more yards.....	400 vs. Kentucky (11/1/97)
Rushed for 350 or more yards.....	400 vs. Kentucky (11/1/97)
Rushed for 400 or more yards.....	400 vs. Kentucky (11/1/97)
Rushed for 425 or more yards.....	426 vs. Ole Miss (10/30/76)

Passing Offense

Passed for 250 or more yards.....	264 at Kentucky (11/9/02)
Passed for 300 or more yards.....	359 vs. Arkansas (11/23/01)
Passed for 350 or more yards.....	359 vs. Arkansas (11/23/01)
Passed for 400 or more yards.....	528 vs. Alabama (11/3/01)
Passed for 450 or more yards.....	528 vs. Alabama (11/3/01)
Passed for 500 or more yards.....	528 vs. Alabama (11/3/01)

Scoring Defense

Allowed 0 points.....	0 at Mississippi State (10/20/01)
Allowed 3 or fewer points.....	0 at Mississippi State (10/20/01)
Allowed 7 or fewer points.....	7 at Florida (10/12/02)
Allowed 10 or fewer points.....	7 at Florida (10/12/02)
Allowed 14 or fewer points.....	14 vs. South Carolina (10/19/02)

Total Defense

Allowed fewer than 100 total yards.....	90 vs. Auburn (10/13/73)
Allowed fewer than 125 total yards.....	114 vs. Kentucky (10/19/85)
Allowed fewer than 150 total yards.....	144 vs. Arkansas (11/18/95)
Allowed fewer than 175 total yards.....	144 vs. Arkansas (11/18/95)
Allowed fewer than 200 total yards.....	188 vs. Ole Miss (11/16/96)
Allowed fewer than 225 total yards.....	207 vs. Vanderbilt (10/5/96)
Allowed fewer than 250 total yards.....	237 at Florida (10/12/02)
Allowed fewer than 275 total yards.....	275 vs. South Carolina (10/19/02)
Allowed fewer than 300 total yards.....	279 vs. Ole Miss (11/23/02)

Rushing Defense

Allowed 0 or fewer yards.....	minus-50 vs. Ole Miss (10/30/82)
Allowed 10 or fewer yards.....	minus-50 vs. Ole Miss (10/30/82)
Allowed 20 or fewer yards.....	minus-50 vs. Ole Miss (10/30/82)
Allowed 30 or fewer yards.....	21 vs. Auburn (9/19/98)
Allowed 40 or fewer yards.....	21 vs. Auburn (9/19/98)
Allowed 50 or fewer yards.....	50 vs. Tennessee (SECCG) (12/8/01)
Allowed 60 or fewer yards.....	50 vs. Tennessee (SECCG) (12/8/01)
Allowed 70 or fewer yards.....	50 vs. Tennessee (SECCG) (12/8/01)
Allowed 80 or fewer yards.....	61 vs. Ole Miss (11/23/02)
Allowed 90 or fewer yards.....	61 vs. Ole Miss (11/23/02)
Allowed 100 or fewer yards.....	61 vs. Ole Miss (11/23/02)

The Last Time LSU ...

IN THE SEC

Passing Defense

Allowed 0 passing yards	0 vs. Alabama (11/6/71)
Allowed 25 or fewer passing yards	23 at Alabama (11/27/93)
Allowed 50 or fewer passing yards	23 at Alabama (11/27/93)
Allowed 75 or fewer passing yards	61 vs. Alabama (11/9/96)
Allowed 100 or fewer passing yards	93 at Alabama (11/8/97)
Allowed 125 or fewer passing yards	105 vs. Auburn (10/26/02)
Allowed 150 or fewer passing yards	127 at Arkansas (11/29/02)
Allowed 175 or fewer passing yards	127 at Arkansas (11/29/02)
Allowed 200 or fewer passing yards	127 at Arkansas (11/29/02)

Rushing

Had a player rush for 100 or more yards	113 yards by Domanick Davis vs. South Carolina (10/19/02)
Had a player rush for 125 or more yards	173 by LaBrandon Toefield vs. Arkansas (11/23/01)
Had a player rush for 150 or more yards	173 by LaBrandon Toefield vs. Arkansas (11/23/01)
Had a player rush for 175 or more yards	201 by Kevin Faulk vs. Alabama (11/3/98)
Had a player rush for 200 or more yards	201 by Kevin Faulk vs. Alabama (11/3/98)
Had a player rush for 225 or more yards	232 by Cecil Collins vs. Auburn (9/20/97)
Had a player rush for 2 or more TD's	3 by LaBrandon Toefield vs. Arkansas (11/23/01)
Had a player rush for 3 or more TD's	3 by LaBrandon Toefield vs. Arkansas (11/23/01)
Had a player rush for 4 or more TD's	5 by Kevin Faulk at Kentucky (11/1/97)
Had a player rush for 5 or more TD's	5 by Kevin Faulk at Kentucky (11/1/97)

Passing

Had a player pass for 200 or more yards	203 by Marcus Randall at Arkansas (11/29/02)
Had a player pass for 225 or more yards	264 by Marcus Randall at Kentucky (11/9/02)
Had a player pass for 250 or more yards	264 by Marcus Randall at Kentucky (11/9/02)
Had a player pass for 275 or more yards	359 by Rohan Davey vs. Arkansas (11/23/01)
Had a player pass for 300 or more yards	359 by Rohan Davey vs. Arkansas (11/23/01)
Had a player pass for 325 or more yards	359 by Rohan Davey vs. Arkansas (11/23/01)
Had a player pass for 350 or more yards	359 by Rohan Davey vs. Arkansas (11/23/01)
Had a player pass for 375 or more yards	528 by Rohan Davey at Alabama (11/3/01)
Had a player pass for 400 or more yards	528 by Rohan Davey at Alabama (11/3/01)
Had a player pass for 425 or more yards	528 by Rohan Davey at Alabama (11/3/01)
Had a player pass for 450 or more yards	528 by Rohan Davey at Alabama (11/3/01)
Had a player pass for 500 or more yards	528 by Rohan Davey at Alabama (11/3/01)
Had a player pass for 2 or more TD's	2 by Marcus Randall vs. Ole Miss (11/23/02)
Had a player pass for 3 or more TD's	3 by Marcus Randall at Kentucky (11/9/02)
Had a player pass for 4 or more TD's	4 by Josh Booty vs. Alabama (11/4/2000)
Had a player complete 20 passes	35 by Rohan Davey at Alabama (11/3/02)
Had a player complete 25 passes	35 by Rohan Davey at Alabama (11/3/02)
Had a player complete 30 passes	35 by Rohan Davey at Alabama (11/3/02)
Had a player complete 35 passes	35 by Rohan Davey at Alabama (11/3/02)
Had a player throw 30 passes	34 by Rohan Davey vs. Auburn (12/1/01)
Had a player throw 35 passes	44 by Rohan Davey vs. Alabama (11/3/01)
Had a player throw 40 passes	44 by Rohan Davey vs. Alabama (11/3/01)
Had a player throw 45 passes	45 by Josh Booty vs. Georgia (10/2/99)
Had a player throw 50 passes	58 by Josh Booty vs. Auburn (9/18/99)

Receiving

Had a player with 10 receptions in a game	10 by Josh Reed vs. Auburn (12/1/01)
Had a player with 11 receptions in a game	19 by Josh Reed at Alabama (11/3/01)
Had a player with 12 receptions in a game	19 by Josh Reed at Alabama (11/3/01)
Had a player with 13 receptions in a game	19 by Josh Reed at Alabama (11/3/01)
Had a player with 14 receptions in a game	19 by Josh Reed at Alabama (11/3/01)
Had a player with 15 receptions in a game	19 by Josh Reed at Alabama (11/3/01)
Had a player receive 100 or more yards	201 by Devery Henderson at Kentucky (11/9/02)
Had a player receive 125 or more yards	201 by Devery Henderson at Kentucky (11/9/02)
Had a player receive 150 or more yards	201 by Devery Henderson at Kentucky (11/9/02)
Had a player receive 175 or more yards	201 by Devery Henderson at Kentucky (11/9/02)
Had a player receive 200 or more yards	201 by Devery Henderson at Kentucky (11/9/02)
Had a player receive 250 or more yards	293 by Josh Reed at Alabama (11/3/01)
Had a player receive 2 or more TD's	3 by Devery Henderson at Kentucky (11/9/02)
Had a player receive 3 or more TD's	3 by Devery Henderson at Kentucky (11/9/02)

The Last Time LSU ...

MISCELLANEOUS

Games against ranked teams

Beat a top 25 team	.No. 16 Florida, 36-7 (10/12/02 at Gainesville)
Beat a top 10 team	.No. 7 Illinois, 47-34 (1/1/02 in Sugar Bowl at New Orleans)
Beat a top 5 team	.No. 2 Tennessee, 31-20 (12/8/01 in SEC Championship at Atlanta, Ga.)
Beat a No. 1 team	.No. 1 Florida, 28-21 (10/11/97 at Baton Rouge)
Beat a ranked opponent on the road	.No. 16 Florida, 36-7 (10/12/02 at Gainesville)
Beat a ranked opponent at a neutral site	.No. 7 Illinois, 47-34 (1/1/02 in Sugar Bowl at New Orleans)
Beat back-to-back ranked opponents	.11/23 - 1/1/02 vs. #22 Arkansas, #24 Auburn, #2 Tennessee (SEC CG), #7 Illinois (Sugar Bowl)
Beat a ranked team in three straight games	.11/23 - 1/1/02 vs. #22 Arkansas, #24 Auburn, #2 Tennessee (SEC CG), #7 Illinois (Sugar Bowl)
Beat a ranked team in four straight games	.11/23 - 1/1/02 vs. #22 Arkansas, #24 Auburn, #2 Tennessee (SEC CG), #7 Illinois (Sugar Bowl)
Lost to a ranked opponent at home	.No. 10 Alabama, 31-0 (11/16/02)
Lost to a ranked opponent on the road	.No. 9 Texas, 35-20 (1/1/03 at Cotton Bowl)
Lost to an unranked opponent at home	.Ole Miss, 35-24 (10/27/01)
Lost to an unranked opponent on the road	.Arkansas, 21-20 (11/29/02)

Returns

Returned a KO for a TD	.Kevin Faulk, 88 yards (11/21/98 at Notre Dame)
Returned a Punt for a TD	.Domanick Davis, 78 yards (9/28/02 vs. Mississippi State)
Returned an INT for a TD	.Corey Webster, 45 yards (10/12/02 at Florida)
Returned 2 INT's for TD's	.3 (C. Raymond, D. Walkup, C. Buckels) vs. Arkansas State (10/12/91)
Returned 3 INT's for TD's	.3 (C. Raymond, D. Walkup, C. Buckels) vs. Arkansas State (10/12/91)
Recovered a fumble in endzone for a TD	.Chuck Wiley, fumbled by Lance Tucker (11/8/97 at Alabama)
Returned a fumble for a TD	.Gabe Northern, 37 yards (12/29/95 vs. Michigan State in Independence Bowl)
Faked a field goal for a touchdown	.Blain Bech (holder), 35 yard run (10/12/02 at Florida)
Faked a punt for a first down	.Bradie James (upback), 29 yard run (11/16/02 vs. Alabama)
Blocked a FG	.Arnold Miller, 42 yard attempt by Jim Sanson (11/21/98 at Notre Dame)
Blocked a PAT (kick)	.Mark Roman, attempt by Seth Hanson (10/17/98 vs. Kentucky)
Returned a PAT for a Defensive Extra Point	.Mark Roman, kick attempt by Seth Hanson (10/17/98 vs. Kentucky)
Blocked a punt	.Clarence LeBlanc (10/23/99 vs. Mississippi State)
Blocked a punt for a safety	.Jarvis Green, on an Andy Smith punt (10/16/99 at Kentucky)
Returned a blocked punt for TD	.Ryan Clark, 1 yard, off Clarence LeBlanc block, (10/23/99 vs. Mississippi State)
Recovered an onside kick	.vs. Auburn (12/1/01)
Recovered an onside kick to start the game	.vs. Auburn (12/1/01)
Recorded a Safety (Team)	.holding in the endzone (10/13/01 at Kentucky)
Recorded a Safety (Individual tackle)	.James Gillyard, sacked Patrick Nix (9/16/95 vs. Auburn)

Opponent Returns

Returned a KO for a TD	.Tim Carter, 100 yards (9/16/00 at Auburn)
Returned a Punt for a TD	.Kendrick Shanklin, 56 yards (10/16/99 at Kentucky)
Returned an INT for a TD	.Quinton Caver, 33 yards (11/24/00 at Arkansas)
Returned 3 INT's for TD's	.3, by Alvis, Smith, Robinson (9/17/94 at Auburn)
Recovered a fumble in endzone for a TD	.Chris Shelling (9/17/94 at Auburn)
Returned a fumble for a TD	.Lamont Bryant, 13 yards (11/21/98 at Notre Dame)
Blocked a FG	.Alabama (11/16/02)
Blocked a punt	.2 at Virginia Tech 9/1/02
Blocked two punts	.2 at Virginia Tech 9/1/02
Blocked a punt for a Safety	.blocked Donnie Jones (9/1/02 at Virginia Tech)
Recorded a Safety (Team)	.off blocked punt (9/1/02 at Virginia Tech)
Blocked a PAT (kick)	.Illinois (1/1/02 in Sugar Bowl)
Returned a PAT for a Defensive Extra Point	.Eric Kelly, off bad snap (10/17/98 vs. Kentucky)
Faked a field goal for a TD	.Damon Duval, 1 yard run (9/18/99 vs. Auburn)
Recovered an onside kick	.Alabama (11/7/98)

Special Teams Defense

Player	Tot	Solo	Asst	Other
UL-Monroe				
Gino Giambelluco	2	1	1	
Steve Damen	2	1	1	
Jack Hunt	1	0	1	
Justin Vincent	1	1	0	
Devery Henderson	1	1	0	
Daniel Francis	1	1	0	
Bennie Brazell	1	0	1	
at Arizona				
Western Illinois				
Georgia				
at Miss State				
Florida				
at South Carolina				
Auburn				
Louisiana Tech				
at Alabama				
at Ole Miss				
Arkansas				

Turnovers

OPPONENT	LSU					Opponent			
	Fum	Int	Tot	Pts Off	Margin	Fum	Int	Tot	Pts Off
UL-Monroe	1	1	2	7	+1	0	1	1	0
at Arizona									
Western Illinois									
Georgia									
at Miss State									
Florida									
at South Carolina									
Auburn									
Louisiana Tech									
at Alabama									
at Ole Miss									
Arkansas									
TOTALS	1	1	2	7	+1	0	1	1	0

LSU Big Plays

OPPONENT	Rushing				Passing				Special Teams	
	15+	20+	30+	40+	20+	30+	40+	50+	Block	Ret. TD
UL-Monroe	3	0	0	0	3	2	2	1	0	0
at Arizona										
Western Illinois										
Georgia										
at Miss State										
Florida										
at South Carolina										
Auburn										
Louisiana Tech										
at Alabama										
at Ole Miss										
Arkansas										
TOTALS	3	0	0	0	3	2	2	1	0	0

Opponent Big Plays

OPPONENT	Rushing				Passing				Special Teams	
	15+	20+	30+	40+	20+	30+	40+	50+	Block	Ret. TD
UL-Monroe	1	0	0	0	2	1	0	0	1	0
at Arizona										
Western Illinois										
Georgia										
at Miss State										
Florida										
at South Carolina										
Auburn										
Louisiana Tech										
at Alabama										
at Ole Miss										
Arkansas										
TOTALS	1	0	0	0	2	1	0	0	1	0

LSU Average Scoring Drives

OPPONENT	No.	Plays	Yards	Time	For TD	Plays	Yards	Time
UL-Monroe	6	4.3	49.7	1:40	6	4.3	49.7	1:40
at Arizona								
Western Illinois								
Georgia								
at Miss State								
Florida								
at South Carolina								
Auburn								
Louisiana Tech								
at Alabama								
at Ole Miss								
Arkansas								
TOTALS	6	4.3	49.7	1:40	6	4.3	49.7	1:40

Field Position					Opponents				
OPPONENT	No. of Drives	LSU			OPPONENT	No. of Drives	Opponents		
		Avg. Start	Inside 20	Past 50			Avg. Start	Inside 20	Past 50
UL-Monroe	14	Own 47	1	5	UL-Monroe	15	Own 22	3	0
at Arizona					at Arizona				
Western Illinois					Western Illinois				
Georgia					Georgia				
at Miss State					at Miss State				
Florida					Florida				
at South Carolina					at South Carolina				
Auburn					Auburn				
Louisiana Tech					Louisiana Tech				
at Alabama					at Alabama				
at Ole Miss					at Ole Miss				
Arkansas					Arkansas				
TOTALS	14	Own 47	1	5	TOTALS	15	Own 22	3	0

Drive Statistics															
OPPONENT	No.	LSU				TD	Pct.	OPPONENT	No.	Opponents					
		3 & Out	Pct.	Score	Pct.					3 & Out	Pct.	Score	Pct.		
UL-Monroe	14	2	14.3	6	42.9	6	42.9	UL-Monroe	15	7	46.7	1	6.7	1	6.7
at Arizona								at Arizona							
Western Illinois								Western Illinois							
Georgia								Georgia							
at Miss State								at Miss State							
Florida								Florida							
at South Carolina								at South Carolina							
Auburn								Auburn							
Louisiana Tech								Louisiana Tech							
at Alabama								at Alabama							
at Ole Miss								at Ole Miss							
Arkansas								Arkansas							
TOTALS	14	2	14.3	6	42.9	6	42.9	TOTALS	15	7	46.7	1	6.7	1	6.7

In the Redzone													
OPPONENT	LSU						OPPONENT	Opponents					
	Inside 20	TD	Run/Pass	TD Pct.	FG	Pct.		Inside 20	TD	Run/Pass	TD Pct.	FG	Pct.
UL-Monroe	6	4	1/3	66.7	0	66.7	UL-Monroe	1	1	1/0	100.0	0	100.0
at Arizona							at Arizona						
Western Illinois							Western Illinois						
Georgia							Georgia						
at Miss State							at Miss State						
Florida							Florida						
at South Carolina							at South Carolina						
Auburn							Auburn						
Louisiana Tech							Louisiana Tech						
at Alabama							at Alabama						
at Ole Miss							at Ole Miss						
Arkansas							Arkansas						
TOTALS	6	4	1/3	66.7	0	66.7	TOTALS	1	1	1/0	100.0	0	100.0

3rd Down and ...																											
Yards	LSU												Yards	Opponents													
	ULM	Arz	WIU	UGa	MSU	UF	USC	AU	LTU	Ala.	UM	Ark.		Tot	ULM	Arz	WIU	UGa	MSU	UF	USC	AU	LTU	Ala.	UM	Ark.	Tot
1-3	5-6													1-3	1-6												
4-6	0-2													4-6	0-3												
7-9	1-6													7-9	1-2												
10-14	0-2													10-14	0-3												
15+	0-0													15+	0-1												
4+	1-10													4+	2-7												
7+	1-8													7+	1-6												
10+	0-2													10+	0-4												
TOT	6-16													TOT	2-15												

LSU Superlatives

Highs	
Points Scored	49 vs. UL-Monroe (8/30)
Total Yards	474 vs. UL-Monroe (8/30)
Rushing Yards	168 vs. UL-Monroe (8/30)
Rushing Attempts	43 vs. UL-Monroe (8/30)
Rushing TDs	2 vs. UL-Monroe (8/30)
Passing Yards	306 vs. UL-Monroe (8/30)
Passes Completed	18 vs. UL-Monroe (8/30)
Passes Attempted	35 vs. UL-Monroe (8/30)
Passing TDs	4 vs. UL-Monroe (8/30)
Passes Intercepted	1 vs. UL-Monroe (8/30)
First Downs	23 vs. UL-Monroe (8/30)
Penalties	7 vs. UL-Monroe (8/30)
Penalty Yards	48 vs. UL-Monroe (8/30)
Sacks	2 vs. UL-Monroe (8/30)

Lows	
Points Scored	49 vs. UL-Monroe (8/30)
Total Yards	474 vs. UL-Monroe (8/30)
Rushing Yards	168 vs. UL-Monroe (8/30)
Rushing Attempts	43 vs. UL-Monroe (8/30)
Rushing TDs	2 vs. UL-Monroe (8/30)
Passing Yards	306 vs. UL-Monroe (8/30)
Passes Completed	18 vs. UL-Monroe (8/30)
Passes Attempted	35 vs. UL-Monroe (8/30)
Passing TDs	4 vs. UL-Monroe (8/30)
Passes Intercepted	1 vs. UL-Monroe (8/30)
First Downs	23 vs. UL-Monroe (8/30)
Penalties	7 vs. UL-Monroe (8/30)
Penalty Yards	48 vs. UL-Monroe (8/30)
Sacks	2 vs. UL-Monroe (8/30)

Individual	
All-Purpose Yds	169 by Michael Clayton vs. UL-Monroe (8/30)
Rushing Yards	81 by Joseph Addai vs. UL-Monroe (8/30)
Rushing Carries	15 by Joseph Addai vs. UL-Monroe (8/30)
Rushing TDs	1 by two players vs. UL-Monroe (8/30)
Longest Rush	19 by Joseph Addai vs. UL-Monroe (8/30)
Passing Yards	153 by two players vs. UL-Monroe (8/30)
Pass Completions	13 by Matt Mauck vs. UL-Monroe (8/30)
Passing Attempts	28 by Matt Mauck vs. UL-Monroe (8/30)
Passes Intercepted	1 by Matt Mauck vs. UL-Monroe (8/30)
Passing TDs	3 by Matt Mauck vs. UL-Monroe (8/30)
Longest Pass	66 by Matt Mauck vs. UL-Monroe (8/30)
Receiving Yards	152 by Michael Clayton vs. UL-Monroe (8/30)
Receptions	6 by Michael Clayton vs. UL-Monroe (8/30)
Receiving TDs	2 by Michael Clayton vs. UL-Monroe (8/30)
Longest Reception	66 by Michael Clayton vs. UL-Monroe (8/30)
FG's Made	
FG's Attempted	1 by Ryan Gaudet vs. UL-Monroe (8/30)
Longest FG Made	
PAT's	4 by Ryan Gaudet vs. UL-Monroe (8/30)
Punts	4 by Donnie Jones vs. UL-Monroe (8/30)
Punts Average	39.5 by Donnie Jones vs. UL-Monroe (8/30)
Longest Punt	53 by Donnie Jones vs. UL-Monroe (8/30)
Punt Return Yds	82 by Shyrone Carey vs. UL-Monroe (8/30)
Longest Punt Ret.	33 by Shyrone Carey vs. UL-Monroe (8/30)
KO Return Yards	40 by Bennie Brazell vs. UL-Monroe (8/30)
Longest KO Ret.	40 by Bennie Brazell vs. UL-Monroe (8/30)
Total Tackles	9 by Jack Hunt vs. UL-Monroe (8/30)
Tackles for Loss	2 by Bryce Wyatt vs. UL-Monroe (8/30)
Sacks	1 by two players vs. UL-Monroe (8/30)
Interceptions	1 by Jack Hunt vs. UL-Monroe (8/30)
Int. Return Yards	31 by Jack Hunt vs. UL-Monroe (8/30)

Opponent Superlatives

Highs	
Points Scored	7 by UL-Monroe (8/30)
Total Yards	240 by UL-Monroe (8/30)
Rushing Yards	59 by UL-Monroe (8/30)
Rushing Attempts	26 by UL-Monroe (8/30)
Rushing TDs	1 by UL-Monroe (8/30)
Passing Yards	181 by UL-Monroe (8/30)
Passes Completed	15 by UL-Monroe (8/30)
Passes Attempted	34 by UL-Monroe (8/30)
Passing TDs	
Passes Intercepted	1 by UL-Monroe (8/30)
First Downs	11 by UL-Monroe (8/30)
Penalties	10 by UL-Monroe (8/30)
Penalty Yards	52 by UL-Monroe (8/30)
Sacks	

Lows	
Points Scored	7 by UL-Monroe (8/30)
Total Yards	240 by UL-Monroe (8/30)
Rushing Yards	59 by UL-Monroe (8/30)
Rushing Attempts	26 by UL-Monroe (8/30)
Rushing TDs	1 by UL-Monroe (8/30)
Passing Yards	181 by UL-Monroe (8/30)
Passes Completed	15 by UL-Monroe (8/30)
Passes Attempted	34 by UL-Monroe (8/30)
Passing TDs	
Passes Intercepted	1 by UL-Monroe (8/30)
First Downs	11 by UL-Monroe (8/30)
Penalties	10 by UL-Monroe (8/30)
Penalty Yards	52 by UL-Monroe (8/30)
Sacks	

Individual	
All-Purpose Yds	104 by Kevin Payne of UL-Monroe (8/30)
Rushing Yards	64 by Kevin Payne of UL-Monroe (8/30)
Rushing Carries	16 by Kevin Payne of UL-Monroe (8/30)
Rushing TDs	1 by Kevin Payne of UL-Monroe (8/30)
Longest Rush	18 by Kevin Payne of UL-Monroe (8/30)
Passing Yards	180 by Steven Jyles of UL-Monroe (8/30)
Pass Completions	14 by Steven Jyles of UL-Monroe (8/30)
Passing Attempts	30 by Steven Jyles of UL-Monroe (8/30)
Passes Intercepted	1 by Steven Jyles of UL-Monroe (8/30)
Passing TDs	
Longest Pass	34 by Steven Jyles of UL-Monroe (8/30)
Receiving Yards	46 by Mark Vincent of UL-Monroe (8/30)
Receptions	5 by Kevin Payne of UL-Monroe (8/30)
Receiving TDs	
Longest Reception	34 by Floyd Smith of UL-Monroe (8/30)
FG's Made	
FG's Attempted	
Longest FG Made	
PAT's	1 by Tyler Kuecker of UL-Monroe (8/30)
Punts	7 by Joel Stelly of UL-Monroe (8/30)
Punts Average	38.3 by Joel Stelly of UL-Monroe (8/30)
Longest Punt	56 by Joel Stelly of UL-Monroe (8/30)
Punt Return Yards	
Longest Punt Ret.	
KO Return Yards	69 by Charles Estes of UL-Monroe (8/30)
Longest KO Ret.	24 by Joe Merritt of UL-Monroe (8/30)
Total Tackles	12 by M. Sonnier of UL-Monroe (8/30)
Tackles for Loss	1 by Chris Harris of UL-Monroe (8/30)
Sacks	
Interceptions	1 by Chris Harris of UL-Monroe (8/30)
Int. Return Yards	

Statistics

GAME-BY-GAME

Passing

<u>Matt Mauck</u>	<u>Att</u>	<u>Cmp</u>	<u>Int</u>	<u>Yds</u>	<u>TD</u>	<u>Lng</u>
UL-Monroe	28	13	1	153	3	40
at Arizona						
Western Illinois						
Georgia						
at Miss State						
Florida						
at South Carolina						
Auburn						
Louisiana Tech						
at Alabama						
at Ole Miss						
Arkansas						

<u>Marcus Randall</u>	<u>Att</u>	<u>Cmp</u>	<u>Int</u>	<u>Yds</u>	<u>TD</u>	<u>Lng</u>
UL-Monroe	7	5	0	153	1	66
at Arizona						
Western Illinois						
Georgia						
at Miss State						
Florida						
at South Carolina						
Auburn						
Louisiana Tech						
at Alabama						
at Ole Miss						
Arkansas						

Rushing

<u>Joseph Addai</u>	<u>Att</u>	<u>Gn</u>	<u>Ls</u>	<u>Net</u>	<u>TD</u>	<u>Lng</u>
UL-Monroe	15	81	0	81	0	19
at Arizona						
Western Illinois						
Georgia						
at Miss State						
Florida						
at South Carolina						
Auburn						
Louisiana Tech						
at Alabama						
at Ole Miss						
Arkansas						

<u>Shyrone Carey</u>	<u>Att</u>	<u>Gn</u>	<u>Ls</u>	<u>Net</u>	<u>TD</u>	<u>Lng</u>
UL-Monroe	3	11	0	11	1	7
at Arizona						
Western Illinois						
Georgia						
at Miss State						
Florida						
at South Carolina						
Auburn						
Louisiana Tech						
at Alabama						
at Ole Miss						
Arkansas						

<u>Justin Vincent</u>	<u>Att</u>	<u>Gn</u>	<u>Ls</u>	<u>Net</u>	<u>TD</u>	<u>Lng</u>
UL-Monroe	8	40	0	40	0	10
at Arizona						
Western Illinois						
Georgia						
at Miss State						
Florida						
at South Carolina						
Auburn						
Louisiana Tech						
at Alabama						
at Ole Miss						
Arkansas						

Receiving

<u>Michael Clayton</u>	<u>Rec</u>	<u>Yds</u>	<u>TD</u>	<u>Lng</u>
UL-Monroe	6	152	2	66
at Arizona				
Western Illinois				
Georgia				
at Miss State				
Florida				
at South Carolina				
Auburn				
Louisiana Tech				
at Alabama				
at Ole Miss				
Arkansas				

<u>Devery Henderson</u>	<u>Rec</u>	<u>Yds</u>	<u>TD</u>	<u>Lng</u>
UL-Monroe	4	32	1	15
at Arizona				
Western Illinois				
Georgia				
at Miss State				
Florida				
at South Carolina				
Auburn				
Louisiana Tech				
at Alabama				
at Ole Miss				
Arkansas				

<u>Skyler Green</u>	<u>Rec</u>	<u>Yds</u>	<u>TD</u>	<u>Lng</u>
UL-Monroe	2	14	0	8
at Arizona				
Western Illinois				
Georgia				
at Miss State				
Florida				
at South Carolina				
Auburn				
Louisiana Tech				
at Alabama				
at Ole Miss				
Arkansas				

Statistics

GAME-BY-GAME

<u>Bennie Brazell</u>	<u>Rec</u>	<u>Yds</u>	<u>TD</u>	<u>Lng</u>
UL-Monroe	0	0	0	0
at Arizona				
Western Illinois				
Georgia				
at Miss State				
Florida				
at South Carolina				
Auburn				
Louisiana Tech				
at Alabama				
at Ole Miss				
Arkansas				

<u>Eric Edwards</u>	<u>Rec</u>	<u>Yds</u>	<u>TD</u>	<u>Lng</u>
UL-Monroe	0	0	0	0
at Arizona				
Western Illinois				
Georgia				
at Miss State				
Florida				
at South Carolina				
Auburn				
Louisiana Tech				
at Alabama				
at Ole Miss				
Arkansas				

<u>Demetri Robinson</u>	<u>Rec</u>	<u>Yds</u>	<u>TD</u>	<u>Lng</u>
UL-Monroe	1	15	0	15
at Arizona				
Western Illinois				
Georgia				
at Miss State				
Florida				
at South Carolina				
Auburn				
Louisiana Tech				
at Alabama				
at Ole Miss				
Arkansas				

<u>Joseph Addai</u>	<u>Rec</u>	<u>Yds</u>	<u>TD</u>	<u>Lng</u>
UL-Monroe	2	21	1	17
at Arizona				
Western Illinois				
Georgia				
at Miss State				
Florida				
at South Carolina				
Auburn				
Louisiana Tech				
at Alabama				
at Ole Miss				
Arkansas				

<u>Dwayne Bowe</u>	<u>Rec</u>	<u>Yds</u>	<u>TD</u>	<u>Lng</u>
UL-Monroe	2	39	0	24
at Arizona				
Western Illinois				
Georgia				
at Miss State				
Florida				
at South Carolina				
Auburn				
Louisiana Tech				
at Alabama				
at Ole Miss				
Arkansas				

Return Yardage

<u>Shyrone Carey</u>	Kickoff returns			Punt returns		
	<u>No.</u>	<u>Yds</u>	<u>Lng</u>	<u>No.</u>	<u>Yds</u>	<u>Lng</u>
UL-Monroe	0	0	0	4	82	33
at Arizona						
Western Illinois						
Georgia						
at Miss State						
Florida						
at South Carolina						
Auburn						
Louisiana Tech						
at Alabama						
at Ole Miss						
Arkansas						

Punting

<u>Donnie Jones</u>	<u>No.</u>	<u>Yds</u>	<u>Avg</u>	<u>Lng</u>	<u>I-20</u>
UL-Monroe	4	158	39.5	53	2
at Arizona					
Western Illinois					
Georgia					
at Miss State					
Florida					
at South Carolina					
Auburn					
Louisiana Tech					
at Alabama					
at Ole Miss					
Arkansas					

Field Goals

<u>Ryan Gaudet</u>	<u>Made</u>	<u>Missed</u>
UL-Monroe	none	34
at Arizona		
Western Illinois		
Georgia		
at Miss State		
Florida		
at South Carolina		
Auburn		
Louisiana Tech		
at Alabama		
at Ole Miss		
Arkansas		

Statistics

GAME-BY-GAME

Defense

<u>Tackles (UT-AT-TOT)</u>	<u>ULM</u>	<u>Arz.</u>	<u>WIU</u>	<u>UGa</u>	<u>MSU</u>	<u>UF</u>	<u>USC</u>	<u>AU</u>	<u>LTU</u>	<u>Ala.</u>	<u>UM</u>	<u>Ark.</u>
Eric Alexander, LB	2-1-3											
Nick Child, CB	0-0-0											
Michael Clayton, SS	0-0-0											
Jessie Daniels, DB	4-1-5											
Travis Daniels, SS	2-3-5											
Randall Gay, CB	3-0-3											
Marquise Hill, DE	1-1-2											
Jack Hunt, FS	4-5-9											
LaRon Landry, DB	2-1-3											
Chad Lavalais, DT	0-1-1											
Adrian Mayes, LB	1-0-1											
Melvin Oliver, DT	0-1-1											
Dave Peterson, LB	1-0-1											
Kirston Pittman, DE	0-2-2											
Ronnie Prude, CB	0-1-1											
Marcus Spears, DE	1-0-1											
Carnell Stewart, DT	0-0-0											
Lionel Turner, LB	5-3-8											
Cameron Vaughn, LB	3-1-4											
Corey Webster, CB	1-0-1											
Kyle Williams, DT	0-1-1											
Torran Williams, DT	0-2-2											
Bryce Wyatt, DT	2-0-2											

<u>TFL-Yards</u>	<u>ULM</u>	<u>Arz.</u>	<u>WIU</u>	<u>UGa</u>	<u>MSU</u>	<u>UF</u>	<u>USC</u>	<u>AU</u>	<u>LTU</u>	<u>Ala.</u>	<u>UM</u>	<u>Ark.</u>
Eric Alexander, LB	1.0-5											
Travis Daniels, SS	1.0-4											
LaRon Landry, DB	1.0-10											
Dave Peterson, LB	1.0-4											
Lionel Turner, LB	1.0-1											
Bryce Wyatt, DT	2.0-4											

<u>Sacks-Yards</u>	<u>ULM</u>	<u>Arz.</u>	<u>WIU</u>	<u>UGa</u>	<u>MSU</u>	<u>UF</u>	<u>USC</u>	<u>AU</u>	<u>LTU</u>	<u>Ala.</u>	<u>UM</u>	<u>Ark.</u>
Eric Alexander, LB	1.0-5											
LaRon Landry, DB	1.0-10											

Matt Mauck • Quarterback

	Career	2003 Season		Career	2003 Season
20 completion games	.0	.0	200-yard passing games	.1	.0
25 completion games	.0	.0	250-yard passing games	.0	.0
Two touchdown games	.4	.1	300-yard passing games	.0	.0
Three touchdown games	.3	.1	50-yard rushing games	.1	.0
Two TD rushing games	.1	.0	75-yard rushing games	.0	.0
	Career Highs			2003 Season Highs	
Attempts	35 vs. Virginia Tech (9/1/02)		Attempts	28 vs. UL-Monroe (8/30)	
Completions	15 twice, last vs. Miami (Ohio) (9/14/02)		Completions	13 vs. UL-Monroe (8/30)	
Yards	215 vs. Miami (Ohio) (9/14/02)		Yards	153 vs. UL-Monroe (8/30)	
Touchdowns	3 three times, last vs. UL-Monroe (8/30/03)		Touchdowns	3 vs. UL-Monroe (8/30)	
Longest Completion	42 vs. UL-Lafayette (10/5/02)		Longest Completion	40 vs. UL-Monroe (8/30)	
Interceptions	2 vs. Florida (10/6/01)		Interceptions	1 vs. UL-Monroe (8/30)	
Carries	15 vs. Florida (10/12/02)		Carries	7 vs. UL-Monroe (8/30)	
Rushing Yards	67 vs. Florida (10/12/02)		Rushing Yards	22 vs. UL-Monroe (8/30)	

Marcus Randall • Quarterback

	Career	2003 Season		Career	2003 Season
20 completion games	.0	.0	200-yard passing games	.2	.0
25 completion games	.0	.0	250-yard passing games	.1	.0
Two touchdown games	.2	.0	50-yard rushing games	.3	.0
Two TD rushing games	.0	.0	75-yard rushing games	.1	.0
	Career Highs			2003 Season Highs	
Attempts	45 vs. Texas (1/1/03)		Attempts	7 vs. UL-Monroe (8/30)	
Completions	19 vs. Texas (1/1/03)		Completions	5 vs. UL-Monroe (8/30)	
Yards	264 vs. Kentucky (11/9/02)		Yards	153 vs. UL-Monroe (8/30)	
Touchdowns	3 vs. Kentucky (11/9/02)		Touchdowns	1 vs. UL-Monroe (8/30)	
Longest Completion	75 vs. Kentucky (11/9/02)		Longest Completion	66 vs. UL-Monroe (8/30)	
Interceptions	4 vs. Auburn (10/26/02)		Interceptions	n/a	
Carries	16 vs. Auburn (10/26/02)		Carries	1 vs. UL-Monroe (8/30)	
Rushing Yards	78 vs. Texas (1/1/03)		Rushing Yards	-1 vs. UL-Monroe (8/30)	

Joseph Addai • Running Back

	Career	2003 Season		Career	2003 Season
20 carry games	.0	.0	100-yard rushing games	.0	.0
Two touchdown games	.1	.0	5 reception games	.0	.0
Three touchdown games	.0	.0	50-yard receiving games	.0	.0
	Career Highs			2003 Season Highs	
Carries	14 twice, last vs. Florida (10/12/03)		Carries	15 vs. UL-Monroe (8/30)	
Yards Rushing	98 vs. UL-Lafayette (10/5/03)		Yards Rushing	81 vs. UL-Monroe (8/30)	
Touchdowns (rush)	2 vs. UL-Lafayette (10/5/03)		Touchdowns (rush)	n/a	
Longest Rush	63 vs. Kentucky (11/9/03)		Longest Rush	19 vs. UL-Monroe (8/30)	
Receptions	2 vs. UL-Lafayette (10/5/03)		Receptions	2 vs. UL-Monroe (8/30)	
Yards Receiving	50 vs. UL-Lafayette (10/5/03)		Yards Receiving	21 vs. UL-Monroe (8/30)	
Longest Reception	42 vs. UL-Lafayette (10/5/03)		Longest Reception	17 vs. UL-Monroe (8/30)	
Touchdowns (rec)	1 vs. UL-Monroe (8/30/03)		Touchdowns (rec)	1 vs. UL-Monroe (8/30)	
All-Purpose Yards	148 vs. UL-Lafayette (10/5/02)		All-Purpose Yards	102 vs. UL-Monroe (8/30)	

Michael Clayton • Wide Receiver

	Career	2003 Season		Career	2003 Season
5-reception games	.13	.1	50-yard receiving games	.18	.1
10-reception games	.0	.0	75-yard receiving games	.13	.1
Two touchdown games	.4	.1	100-yard receiving games	.4	.1
	Career Highs			2003 Season Highs	
Receptions	9 vs. Kentucky (10/13/01)		Receptions	6 vs. UL-Monroe (8/30)	
Yards Receiving	152 vs. UL-Monroe (8/30/03)		Yards Receiving	152 vs. UL-Monroe (8/30)	
Longest Reception	67 vs. Tennessee (9/29/01)		Longest Reception	66 vs. UL-Monroe (8/30)	
Touchdowns (rec)	2 four times, last vs. UL-Monroe (8/30/03)		Touchdowns (rec)	2 vs. UL-Monroe (8/30)	
Carries	1 three times, last vs. UL-Monroe (8/30/03)		Carries	1 vs. UL-Monroe (8/30)	
Yards Rushing	29 vs. Ole Miss (10/27/01)		Yards Rushing	17 vs. UL-Monroe (8/30)	
Longest Rush	29 vs. Ole Miss (10/27/01)		Longest Rush	17 vs. UL-Monroe (8/30)	
Touchdowns (rush)	1 vs. Ole Miss (10/27/01)		Touchdowns (rush)	n/a	
All-Purpose Yards	169 vs. UL-Monroe (8/30/03)		All-Purpose Yards	169 vs. UL-Monroe (8/30)	

Devery Henderson • Wide Receiver

	Career	2003 Season		Career	2003 Season
5-reception games	.1	.0	50-yard receiving games	.1	.0
10-reception games	.0	.0	100-yard receiving games	.1	.0
Two touchdown games	.2	.0	150-yard receiving games	.1	.0
	Career Highs			2003 Season Highs	
Carries	19 vs. Tulane (9/1/01)		Carries	1 vs. UL-Monroe (8/30)	
Yards Rushing	86 vs. Florida (10/6/01)		Yards Rushing	-1 vs. UL-Monroe (8/30)	
Touchdowns (rush)	1 three times, last vs. Miss. State (10/20/01)		Touchdowns (rush)	n/a	
Longest Rush	50 vs. Florida (10/6/01)		Longest Rush	n/a	
Receptions	5 vs. Kentucky (11/9/02)		Receptions	4 vs. UL-Monroe (8/30)	
Yards Receiving	201 vs. Kentucky (11/9/02)		Yards Receiving	32 vs. UL-Monroe (8/30)	
Longest Reception	75 vs. Kentucky (11/9/02)		Longest Reception	15 vs. vs. UL-Monroe (8/30)	
Touchdowns (rec)	3 vs. Kentucky (11/9/02)		Touchdowns (rec)	1 vs. UL-Monroe (8/30)	
Longest Kick Return	69 vs. UL-Lafayette (10/5)		Longest Kick Return	n/a	
All-Purpose Yards	298 vs. Kentucky (11/9/02)		All-Purpose Yards	32 vs. UL-Monroe (8/30)	

Eric Edwards • Tight End

	Career	2003 Season		Career	2003 Season
5 reception games	.0	.0	One touchdown games	.4	.0
50-yard receiving games	.1	.0	Two touchdown games	.0	.0
	Career Highs			2003 Season Highs	
Receptions	2 twice, last vs. Alabama (11/16/02)		Receptions	n/a	
Yards Receiving	59 vs. Kentucky (9/14/00)		Yards Receiving	n/a	
Longest Reception	34 vs. Kentucky (9/14/00)		Longest Reception	n/a	
Touchdowns	1 four times, last vs. Miss. St. (10/20/01)		Touchdowns	n/a	

Demetri Robinson • Tight End

	Career	2003 Season		Career	2003 Season
5 reception games	.0	.0	One touchdown games	.0	.0
50-yard receiving games	.0	.0	Two touchdown games	.0	.0
	Career Highs			2003 Season Highs	
Receptions	2 vs. Miami (Ohio) (9/14/02)		Receptions	1 vs. UL-Monroe (8/30)	
Yards Receiving	11 vs. Miami (Ohio) (9/14/02)		Yards Receiving	15 vs. UL-Monroe (8/30)	
Longest Reception	6 vs. Miami (Ohio) (9/14/02)		Longest Reception	15 vs. UL-Monroe (8/30)	
Touchdowns	1 vs. Miami (Ohio) (9/14/02)		Touchdowns	n/a	

Aug. 30, 2003 • Baton Rouge, La. • 89,148

LSU's Rolls Past UL-Monroe, 49-7

Matt Mauck threw three touchdown passes, Joseph Addai rushed for 81 yards and Michael Clayton caught six passes for 152 yards and a pair of TD passes as LSU rolled to a 49-7 win over Louisiana-Monroe in the season-opener for both teams. The game was only four minutes old when a thunderstorm rolled into Baton Rouge and caused a 39-minute delay because of lightning. After a scoreless first quarter, Mauck then threw three TD passes over the final seven minutes of the second quarter to put the Tigers up 21-0 at halftime. Shyrone Carey added a 1-yard run midway through the third quarter to give LSU a 28-0 advantage and the Tigers stretched the margin to 35-0 with a 31-yard interception return just 16 seconds later. Louisiana-Monroe scored its only points of the contest on a 12-yard run by Kevin Payne with 14:10 left in the fourth quarter. Freshman Alley Broussard capped the scoring for the Tigers with a 1-yard run with 10:39 left in the contest. For the game, the Tigers racked up 474 yards of offense (306 passing, 168 rushing) compared to just 240 yard for the Indians (59 rushing, 181 passing).

Scoring

ULM	0	0	0	7	-7
LSU	0	21	21	7	-49

LSU	6:37	2Q	Henderson 8 pass from Mauck (Gaudet kick)
LSU	4:55	2Q	Addai 17 pass from Mauck (Gaudet kick)
LSU	0:07	2Q	Clayton 40 pass from Mauck (Gaudet kick)
LSU	7:16	3Q	Carey 1 run (Gaudet kick)
LSU	7:00	3Q	Hunt 31 interception return (Jackson kick)
LSU	2:52	3Q	Clayton 66 pass from Randall (Jackson kick)
ULM	14:10	4Q	Payne 12 run (Kuecker kick)
LSU	10:39	4Q	Broussard 1 run (Jackson kick)

Team Stats

	ULM	LSU
FIRST DOWNS	11	23
RUSHING	4	10
PASSING	6	12
PENALTY	1	1
RUSHING ATTEMPTS	26	43
YARDS GAINED RUSHING	87	182
YARDS LOST RUSHING	28	14
NET YARDS RUSHING	59	168
NET YARDS PASSING	181	306
PASSES ATTEMPTED	34	35
PASSES COMPLETED	15	18
HAD INTERCEPTED	1	1
TOTAL OFFENSIVE PLAYS	60	78
TOTAL NET YARDS	240	474
AVERAGE GAIN PER PLAY	4.0	6.1
FUMBLES/LOST	1-1	2-0
PENALTIES/YARDS	10-52	7-48
INTERCEPTIONS/YARDS	1-0	1-31
PUNTS/YARDS	10-368	4-158
AVERAGE PER PUNT	36.8	39.5
PUNT RETURNS/YARDS	0-0	5-82
KICKOFF RETURNS/YARDS	6-98	2-72
POSSESSION TIME	24:45	35:15
THIRD-DOWN CONVERSIONS	2 of 15	6 of 16
FOURTH-DOWN CONVERSIONS	2 of 3	2 of 3
SACKS BY	0-0	2-15

LSU

RUSHING	Att.	Gain	Lost	Net	TD	Long
Joseph Addai	15	81	0	81	0	19
Justin Vincent	8	40	0	40	0	10
Michael Clayton	1	17	0	17	0	17
Alley Broussard	7	11	0	11	1	6
Shyrone Carey	3	11	0	11	1	7
Matt Mauck	7	22	12	10	0	8
Marcus Randall	1	0	1	-1	0	0
Dev. Henderson	1	0	1	-1	0	0

PASSING	Att.	Comp	Int	yds	TD	Long	Sacks
Matt Mauck	28	13	1	153	3	40	0
Marcus Randall	7	5	0	153	1	66	0

RECEIVING	No.	Yds.	TD	Long
Michael Clayton	6	152	2	66
D. Henderson	4	32	1	15
Dwayne Bowe	2	39	0	24
Joseph Addai	2	21	1	17
Skyler Green	2	14	0	8
David Jones	1	33	0	33
D. Robinson	1	15	0	15

PUNTING	No.	Yds.	Avg.	Long	I20
Donnie Jones	4	158	39.5	53	2

FIELD GOALS	Att.	Made	Long	KICKS
Ryan Gaudet	1	0	0	34 - blocked

ALL RETURNS	Punts		Kickoffs			Intercepted			
	No.	Yds	LP	No.	Yds	LP	No.	Yds	LP
Skyler Green	0	0	1	32	32	0	0	0	0
Jack Hunt	0	0	0	0	0	0	1	31	31
Shyrone Carey	4	82	33	0	0	0	0	0	0
Ronnie Prude	1	0	0	0	0	0	0	0	0
Bennie Brazell	5	82	33	2	72	40	1	31	31

UL-Monroe

RUSHING	Att.	Gain	Lost	Net	TD	Long
Kevin Payne	16	72	8	64	1	18
Jason Schule	3	10	0	10	0	7
Steven Jyles	4	0	15	-15	0	0

PASSING	Att.	Comp	Int.	Yds.	TD	Long	Sacks
Steven Jyles	30	14	1	180	0	34	2
Daniel DaPrato	4	1	0	1	0	1	0

RECEIVING	No.	Yds.	TD	Long
Kevin Payne	5	40	0	14
Mack Vincent	2	46	0	30
Floyd Smith	2	43	0	34
L. Davenport	2	12	0	8
Jason Schule	1	20	0	20
H.J. Adams	1	10	0	10

PUNTING	No.	Yds.	Avg.	Long
Tyler Kuecker	1	31	31.0	31
Joel Stelly	7	268	38.3	56
Nick Bascle	2	69	34.5	36

ALL RETURNS	Punts		Kickoffs			Intercepted			
	No.	Yds	LP	No.	Yds	LP	No.	Yds	LP
Chris Harris	0	0	0	0	0	0	1	0	0
Joe Merritt	0	0	0	1	24	24	0	0	0
Charles Estes	0	0	0	4	69	22	0	0	0