

TRADITION



2 SEC CHAMPIONSHIPS



4 SEC WEST TITLES



5 NCAA SUPER REGIONALS



7 COLLEGE WORLD SERIES



27 NCAA TOURNAMENTS



OF EXCELLENCE



HISTORY



2014 NCAA AVERAGE ATTENDANCE LEADERS

1 LOUISIANA STATE
10,880

2 ARKANSAS
8,234

3 MISSISSIPPI ST.
8,127

4 OLE MISS
7,997

5 S. CAROLINA
7,452



BAUM STADIUM



1

TOP-RANKED RECRUITING CLASS BY PERFECT GAME

11

NATIONALLY TELEVISED GAMES ON SEC NETWORK, ESPNU AND ESPN2

52


GAMES PLAYED ON ESPN PLATFORMS IN 2015

100K

FOLLOWERS ON SOCIAL MEDIA



DAVE VAN HORN
ARKANSAS



NATIONAL EXPOSURE





GIVING BACK

The Razorbacks are involved in numerous community service projects throughout the year, including reading at local elementary schools, spending time at the Miracle League Park and raising money for underprivileged children during the holiday season.



Head coach Dave Van Horn served as the manager of the USA Collegiate National Team in the summer of 2014, leading the Red, White and Blue on a worldwide tour, including capturing the Honkbal Week Title in The Netherlands.



**COACHING TEAM USA WAS AN
UNBELIEVABLE**

EXPERIENCE THAT I WILL NEVER FORGET.

- DAVE VAN HORN






TEAM USA

Trey Killian became the 12th member of the Arkansas baseball program to play for the USA Collegiate National Team in 2014, making three appearances and posting eight strikeouts in 5.2 innings of work.




BASEBALL



<< Front
Trey Killian
Tyler Spoon

Back >>
Andrew Benintendi
Zach Jackson



ARKANSAS BASEBALL (1-13)

Fowler Family Training Center.....1
Razorback Tradition.....2-3
Baum Stadium.....4-5
National Exposure.....6-7
Community Service.....8-9
USA Baseball.....10-11
Table of Contents.....12
Quick Facts.....13

2015 RAZORBACKS (14-73)

Head Coach Dave Van Horn.....16-21
Assistant Coach Tony Vitello.....22-23
Pitching Coach Dave Jorn.....24-25
Clay Goodwin/Christian Kowalchuk.....26
Tim Carver/Jake Wise/Managers.....27
Numerical Roster.....28
Roster Breakdown.....29
Radio/TV Roster.....30
ArkansasRazorbacks.com.....31
Josh Alberius.....32-33
Andrew Benintendi.....34-35
Michael Bernal.....36-37
Clark Eagan.....38-39
Alex Gosser.....40-41
Zach Jackson.....42-43
Trey Killian.....44-45
Jackson Lowery.....46-47
Brett McAfee.....48-49
Lance Phillips.....50-51
Joe Serrano.....52-53
Tyler Spoon.....54-55
Jacob Stone.....56-57
Dominic Taccolini.....58-59
James Teague.....60-61
Bobby Wernes.....62-63
Krisjon Wilkerson.....64-65
Redshirts/Newcomers.....66-70
Arkansas Baseball Camps.....71
Diamond Dolls.....72
RBI Girls.....73

FACILITIES (74-81)

Baum Stadium History.....76-77
George Cole Field.....78
Stadium Records.....79
Fowler Family Training Center.....80-81

2014 REVIEW (82-97)

Season Review.....84-85
Results.....86
Game Highs.....87
Overall Stats.....88
SEC Stats.....89
Game-by-Game Hitting.....90
Game-by-Game Pitching.....91
Defensive Starting Lineups.....92
Game-by-Game Batting Order.....93
Home Run Chart.....94
Miscellaneous Stats.....94
Easton Incorporated.....95
SEC Review.....96
SEC Team Stats.....97

HISTORY & RECORDS (98-162)

Arkansas Baseball History.....100-101
1979 College World Series Team.....102
1985 College World Series Team.....103
1987 College World Series Team.....104
1989 College World Series Team.....105
2004 College World Series Team.....106
2009 College World Series Team.....107
2012 College World Series Team.....108
NCAA Tournament History.....109
Conference Tournament History.....110
All-Americans.....111
All-Conference Selections.....112
MLB Draft Picks.....113-114
#ProHogs.....115
All-Time Lettermen.....116-119
Team Records.....120-123
Individual Records.....124-125
Career Batting Records.....126

CREDITS

EDITORIAL

Arkansas Communications Department

EDITOR

David Beall

COVER DESIGNS

David Beall

ASSISTANT EDITORS

Kevin Trainor, Brett Brecheisen, Patrick Pierson,
Jeri Thorpe, Allie Raymond, Zach Lawson,
Murray Lace, Brent Hull, Katie Beall,
Taylor McGillis, Drew Schlosser

PRINTING

EBSCO Media, Birmingham, Ala.

PHOTOGRAPHY

Walt Beazley

CONTRIBUTING PHOTOGRAPHY

Gunnar Rathbun, Danny Parker, Pete Emerson,
Michael Zagaris, Oakland A's, Ron Vesely, Chicago
White Sox, Miles Kennedy, Philadelphia Phillies,
Houston Astros, Skip Milos, Tampa Bay Rays,
Chicago Cubs, Mark Cunningham, Detroit Tigers,
Arizona Diamondbacks

All names, nicknames, logos and other indicia referring to the University of Arkansas are trademarks owned and protected by the university. Any unauthorized use of the university's trademark is strictly prohibited.

Season Batting Records.....127
Career Pitching Records.....128
Season Pitching Records.....129
Freshman Records.....129
Year-by-Year Results.....130
Record by Date.....131
Year-by-Year Hitting.....132
Year-by-Year Pitching.....133
Year-by-Year Leaders.....134-135
Arkansas vs. All Opponents.....136
Game-by-Game Series Results.....137-152
All-Time Results.....153-162

THE UNIVERSITY (163-179)

Media Services.....164-165
The Southeastern Conference.....166
SEC Tournament.....167
University of Arkansas.....168-171
Chancellor Gearhart.....172
University Leadership.....173
Director of Athletics Jeff Long.....174-175
Senior Staff.....176
Head Coaches.....177
Support Staff.....178
Razorback Foundation, Inc.....179
Razorbacks in MLB.....180



GENERAL INFORMATION

Location.....	Fayetteville, Arkansas
Founded.....	1871
Enrollment.....	25,365
Nickname.....	Razorbacks
School Colors.....	Cardinal (PMS 202) and White
Conference.....	Southeastern (Western Division)
Chancellor.....	Dr. G. David Gearhart (Westminster College, 1974)
System President.....	Dr. Donald R. Bobbitt (Arkansas, 1980)
Athletic Director.....	Jeff Long (Ohio Wesleyan, 1982)
Faculty Athletic Rep.....	Dr. Sharon Hunt (Arkansas, 1973)
Athletics Website.....	ArkansasRazorbacks.com
Ticket Office Phone.....	1-800-982-HOGS
Athletic Department Phone.....	(479) 575-6533

BAUM STADIUM

Home Facility.....	Baum Stadium at George Cole Field
Capacity.....	10,737 (8,237 Chairbacks)
Largest Crowd.....	11,742 vs. Auburn (April 26, 2014)
Stadium Opening.....	April 13, 1996
Dedication.....	May 3, 1996
Field Dimensions.....	LL - 320, LC - 375, CF - 400, RC - 365, RL - 320
Surface.....	Grass

COACHING STAFF

Head Coach.....	Dave Van Horn (Arkansas, 1988)
Record at Arkansas.....	484-270 (12 seasons, .641)
Overall Division I Record.....	804-427 (20 seasons, .653)
Overall as a Head Coach.....	1,069-510 (26 seasons, .677)
Van Horn's DI Postseason App. (Total/at UA).....	16/12
Van Horn's College World Series Appearances.....	5
	(Neb: 2001, 2002; Ark: 2004, 2009, 2012)
Assistant Coach/Recruiting Coordinator.....	Tony Vitello (Missouri, 2002)
Pitching Coach.....	Dave Jorn (SE Missouri St., 1981)
Volunteer Assistant Coach.....	Christian Kowalchuk (Arkansas, 2011)
Student Asst. Coaches.....	Tim Carver, Jake Wise
Dir. of Baseball Operations.....	Clay Goodwin (Arkansas, 2005)
Athletic Trainer.....	Corey Wood (East Carolina, 2008)
Strength & Conditioning.....	Mike Strouhal
Managers.....	Jordan Larkan
	Michael McCann

HISTORY

First Year of Arkansas Baseball.....	1897
Years of Varsity Baseball at Arkansas.....	92
	(1897, 1901-03, 05, 08-16, 19-20, 22-29, 47-14)
All-Time Program Record.....	2,037-1,290-6 (.611)
All-Time Conference Record/Years.....	SEC: 337-325 (.509)/23
	SWC: 264-205 (.563)/24
	Combined: 601-530 (.531)/47
Conference Titles/Years.....	SEC Overall: 2/1999, 2004
	SEC Western Division: 4/1999, 2004, 2007, 2011
	SWC: 2/1989, 1990
Conference Tournament Record/Years.....	SEC: 26-35 (.420)/20
	SWC: 18-25 (.419)/14
	Combined: 44-60 (.423)/34
Conference Tournament Titles/Years.....	SEC: None
	SWC: 1/1985
NCAA Postseason Appearances.....	27
	(1973, 79-80, 83, 85-90, 95-96, 98-99, 2002-14)
NCAA Postseason Record.....	66-58 (.532)
College World Series Appearances.....	7
	(1979, 1985, 1987, 1989, 2004, 2009, 2012)
College World Series Record.....	11-14 (.440)
NCAA Super Regional Appearances.....	5
	(2002, 2004, 2009, 2010, 2012)
NCAA Super Regional Record.....	7-5 (.583)
NCAA Regional Appearances.....	26
NCAA Regional Record.....	48-39 (.551)
Overall NCAA Regional Hosts.....	5 (1999, 2004, 2006, 2007, 2010)
Best NCAA Finish.....	1979 National Runner-up

TEAM INFORMATION

2014 Overall Record.....	40-25
Home.....	Home: 25-10 Away: 8-12 Neutral: 7-3
Away.....	8-12
Neutral.....	7-3
SEC Record.....	16-14
SEC Tournament.....	T-3rd
SEC Finish.....	4th, SEC Western Division
Postseason.....	3-2 - SEC Tournament
	2-2 - NCAA Charlottesville Regional
Lettermen Returning/Lost.....	17/13
Position Starters (including DH) Returning/Lost.....	6/3
Pitchers Returning/Lost.....	7/7
Newcomers.....	17

TOP RETURNING PLAYERS

Clark Eagan	DH/OF	So.	.301 BA, 4 2B, 2 HR, 12 RBI
Joe Serrano	OF	Sr.	.289 BA, 14 2B, 22 RBI, 35 R
Andrew Benintendi	OF	So.	.276 BA, 8 2B, 27 RBI, 17 SB
Tyler Spoon	OF	r-Jr.	.256 BA, 12 2B, 3HR, 37 RBI

TOP RETURNING PITCHERS

Trey Killian	RHP	Jr.	4-9, 2.30 ERA, 94.0 IP, 62 K
Jacob Stone	RHP	Sr.	4-0, 0.94 ERA, 4 SV, 38.1 IP
Zach Jackson	RHP	So.	2-3, 2.53 ERA, 2 SV, 42 K

TOP NEWCOMERS

Keaton McKinney	RHP/IB	Fr.	Centennial HS/Ankeny, Iowa
Luke Bonfield	OF	Fr.	IMG Academy/Skillman, N.J.
Kyle Pate	LHP	Fr.	Fayetteville HS/Fayetteville, Ark.
Nathan Rodriguez	C	Fr.	El Dorado HS/ Yorda Linda, Calif.
Cannon Chadwick	RHP	So.	Centennial HS/Ankeny, Iowa



ARKANSAS BASEBALL

2015 RAZORBACKS

FACILITIES

2014 REVIEW

HISTORY

THE UNIVERSITY





2015 RAZORBACKS



ARKANSAS BASEBALL


2015 RAZORBACKS

FACILITIES

2014 REVIEW

HISTORY

THE UNIVERSITY



DAVE VAN HORN

**Head Coach • 13th Season • 4 SEC Championships
5 CWS Appearances • 16 Consecutive NCAA Regionals**

2

Now entering his 13th season at the helm of the Arkansas baseball program in 2014-15, head coach

Dave Van Horn has elevated the Razorbacks to one of the nation's premier teams year in and year out. Over his first 12 seasons, Van Horn has led Arkansas to three College World Series appearances, 12 NCAA Tournament berths, one Southeastern Conference overall title, three SEC Western Division championships and a total of 484 wins, averaging more than 40 wins a season.

In 2014, Van Horn led the Razorbacks to their 13th consecutive NCAA Tournament, making the program one of seven teams in the country to advance to the NCAA Tournament each of the last 13 seasons. Arkansas surged into the SEC Tournament as the No. 7 seed after winning six of its final seven regular season games. The Razorbacks made plenty of noise in Hoover, defeating Texas A&M in the opening round, before knocking off No. 10 Ole Miss twice and advancing to the semifinals against LSU.

Arkansas then received an at-large bid to the NCAA Charlottesville Regional as the No. 2 seed and defeated Liberty and Bucknell to advance to the program's sixth straight Regional Final, but the Razorbacks saw their season come to an end against Virginia, who finished as the National Runner-up in Omaha.

Arkansas continued to push its best talent to the next level following the season, as six players were taken in the 2014 Major League Baseball First-Year Player Draft, with five of those signing professional deals. In a testament to the development of players once they arrive on campus, since 2009, 35 of the 36 Arkansas players that have been drafted have improved their draft stock by becoming a Razorback.

Following the 2014 season, Van Horn's coaching duties were far from finished as he became the manager of the USA Baseball Collegiate National Team. Leading the best collegiate players in the country against some of the top teams in the world, Van Horn and Team USA battled the Chinese Taipei in a five-game series, Japan in a three-game set and made trips to The Netherlands and Cuba. The squad finished with an overall record of 18-8-2 and captured the Haarlem-Honkbal Week Championship in The Netherlands after defeating Japan 6-3 in the title game. It was the second time Van Horn donned the Stars and Stripes in his coaching career, as he served as an assistant coach on the Collegiate National Team in the summer of 2011.

In his 26 years of coaching, Van Horn has amassed a 1069-510 (.677) record and is 484-270 (.641) during his tenure at Arkansas. He reached a milestone during the 2013 season, earning his 1,000th win against San Diego State on March 9.

Arkansas finished the 2013 season with a 39-22 record and an 18-11 mark in SEC play. The Razorbacks' 18 wins in league play were the most since 2010 and Arkansas won seven of 10 conference series for the first time since the 2004 season. The Razorbacks reached the regional final of the NCAA Manhattan Regional. After dropping the opening game of the regional to Bryant, Arkansas bounced back with victories over Wichita State and Bryant before falling to host school Kansas State in the regional championship.

Following the season, Arkansas set a school record with 11 players taken in the 2013 Major League Baseball First-Year Player Draft. The 11 players drafted also was the most in the country, as 10 of those went on to sign professional contracts.

For the third time in his Arkansas tenure, Van Horn guided the Razorbacks to Omaha, Nebraska and the College World Series in 2012. Arkansas used a dominant pitching staff, timely hitting and strong defense to win the Houston Regional and Waco Super Regional to advance to the seventh College World Series in program history. The Razorbacks won their first two games of the College World Series and finished in a tie for third, equaling the second-best finish to a season in school history. Arkansas finished the season with a 46-22 record, the most wins for UA under Van Horn and the sixth-highest single-season win total in school history. The Razorbacks also won 40 games for the fourth straight season and for the 18th time in program history. Arkansas finished the season ranked in the top six in all four of the major college baseball polls, including a No. 3 national ranking in the USA Today/ESPN Coaches Poll, the NCBWA poll and the Collegiate Baseball poll.

Arkansas had a knack for winning the close games in 2012. The Razorbacks played 32 games decided by one or two runs and went 19-13 in those games. Arkansas was 14-9 in one-run games during the 2012 season and had a streak of seven straight one-run victories late in the season. Six of the Razorbacks' seven wins in the NCAA Tournament were by one run, including a pair of 1-0 victories.

Van Horn reached a milestone as the Razorback head coach in 2012 as he earned his 400th win at Arkansas during UA's NCAA Tournament run. Van Horn's 400th win was a significant one as it came against Rice in the Houston Regional. The 1-0



victory over the eighth-ranked Owls put the Razorbacks in the driver's seat of the regional, which they would eventually win 5-1 over Sam Houston State.

In what many people saw as a rebuilding season in 2011, Van Horn guided the Razorbacks to the program's fourth SEC Western Division championship and to the NCAA Tournament. After posting a 38-20 overall record through the SEC Tournament, the Razorbacks were sent to the NCAA Tempe Regional hosted by Arizona State. After dropping its opening game of the regional, Arkansas rallied to reach the regional championship game before eventually falling to the Sun Devils. Arkansas finished the season with a 40-22 record and closed the season ranked in the top 25 of every major poll with an RPI of 14.

Van Horn led Arkansas to the NCAA Tournament for the ninth consecutive year in 2010. The Razorbacks also reached the Super Regional round in back-to-back years for the first time in program history. On the strength of a 40-18 record after the SEC Tournament, the Razorbacks were selected to host an NCAA Regional for the fifth time in school history. Arkansas advanced to the Super Regionals with a 7-2 victory over Washington State in a winner-take-all regional championship game. In the Super Regionals, the Razorbacks went toe-to-toe with the tournament's top seed, Arizona State, on its home field. Arkansas lost a pair of 12-inning heartbreakers to finish the season with a 43-21 record.

Van Horn achieved three coaching milestones during the 2010 regular season. The Razorback skipper picked up his 300th win at Arkansas on April 9 in an 8-3 win over Mississippi State. On February 27 in a 10-8 win over Troy, Van Horn earned his 600th win as a Division I head coach. He recorded career win No. 900 on May 21 in a 4-3 victory at Vanderbilt.

Arkansas also set a new school record for attendance in 2010 as 292,734 fans saw a game at Baum Stadium, besting the previous record of 266,270 set during the 2007 season. The Razorbacks finished second in the country in both total attendance and average attendance (7,704 average).

For the second time in his Razorback coaching career, Van Horn and his team made the ultimate postseason push and collected the program's sixth trip to Omaha for the 2009 College World Series. Rebounding from a late-season slump, Arkansas advanced to the semifinals of the SEC Baseball Tournament, before earning its eighth consecutive berth into an NCAA Regional. Supported by their fans, the Razorbacks hit the road and swept their way through the Norman Regional and Tallahassee Super Regional, besting Washington State and national seeds Oklahoma and Florida State along the way. In Omaha, Arkansas won two games and tied for a third-place national finish, equaling the 1985 team for the second-best finish in program history.

The 2009 regular season had its share of highlights, too. The Razorbacks jumped out to an 8-0 start in SEC play for the first time in program history. The club achieved another first when Collegiate Baseball released its April 6 poll with Arkansas ranked No. 1, the first top ranking by any publication in program history. The Razorbacks faced Arizona State in a midweek series that same week, the first No. 1 vs. No. 1 matchup at Baum Stadium. Arkansas solidified its top billing by knocking off the Sun Devils in both games.

In the finale against Arizona State, the Razorbacks had the support of a then-Baum Stadium-record 11,014 fans. That number is a significant reminder of the traditionally strong attendance figures for the Arkansas baseball team. In 2009, the Razorbacks finished No. 2 in national attendance with an average of 7,906 fans per game.

The highly decorated coach has both individual and team honors throughout his 25-year coaching resume, beginning at Texarkana (Texas) Community College all the way through the present. Individually, he has been named national coach of the year twice, regional coach of the year twice and conference coach of the year four times. His teams have made five College World Series appearances, won five outright conference championships, a Division II National Championship and made 15 consecutive appearances in the NCAA Tournament. Van Horn is one of only 11 coaches in NCAA history to lead two programs to the College World Series.

Since joining the Razorbacks as head coach, Van Horn has led his teams to an SEC Championship, three SEC Western Division titles, 13 NCAA Tournament berths and three College World Series appearances. His players have earned 16 All-America honors, 22 All-SEC nods, 82 SEC Academic Honor Roll spots and 10 Capital One

Academic All-District accolades. Not resting on his laurels, Van Horn has kept his competitive juices flowing as he seeks to bring a national championship to his alma mater.

Not only have his players flourished in collegiate baseball, but several have gone on to solid professional baseball careers. More than 100 former players have signed professional contracts, including former Razorback standouts Zack Cox, Brett Eibner, Logan Forsythe, Craig Gentry, Dallas Keuchel, James McCann, Drew Smyly and Jess Todd. At the end of the 2014 season, Forsythe (Rays), Gentry (A's), Keuchel (Astros) and Smyly (Tigers) were all playing at the big league level.

When Van Horn took over the Razorback program prior to the 2003 season, he inherited a team that lacked depth and was thought of as weak within the SEC. Changing the culture of the team immediately, Van Horn guided his inaugural squad to both the SEC and NCAA Tournaments. His team was ranked in all four major baseball polls throughout the year and picked up series wins at No. 6 South Carolina and No. 5 Auburn.

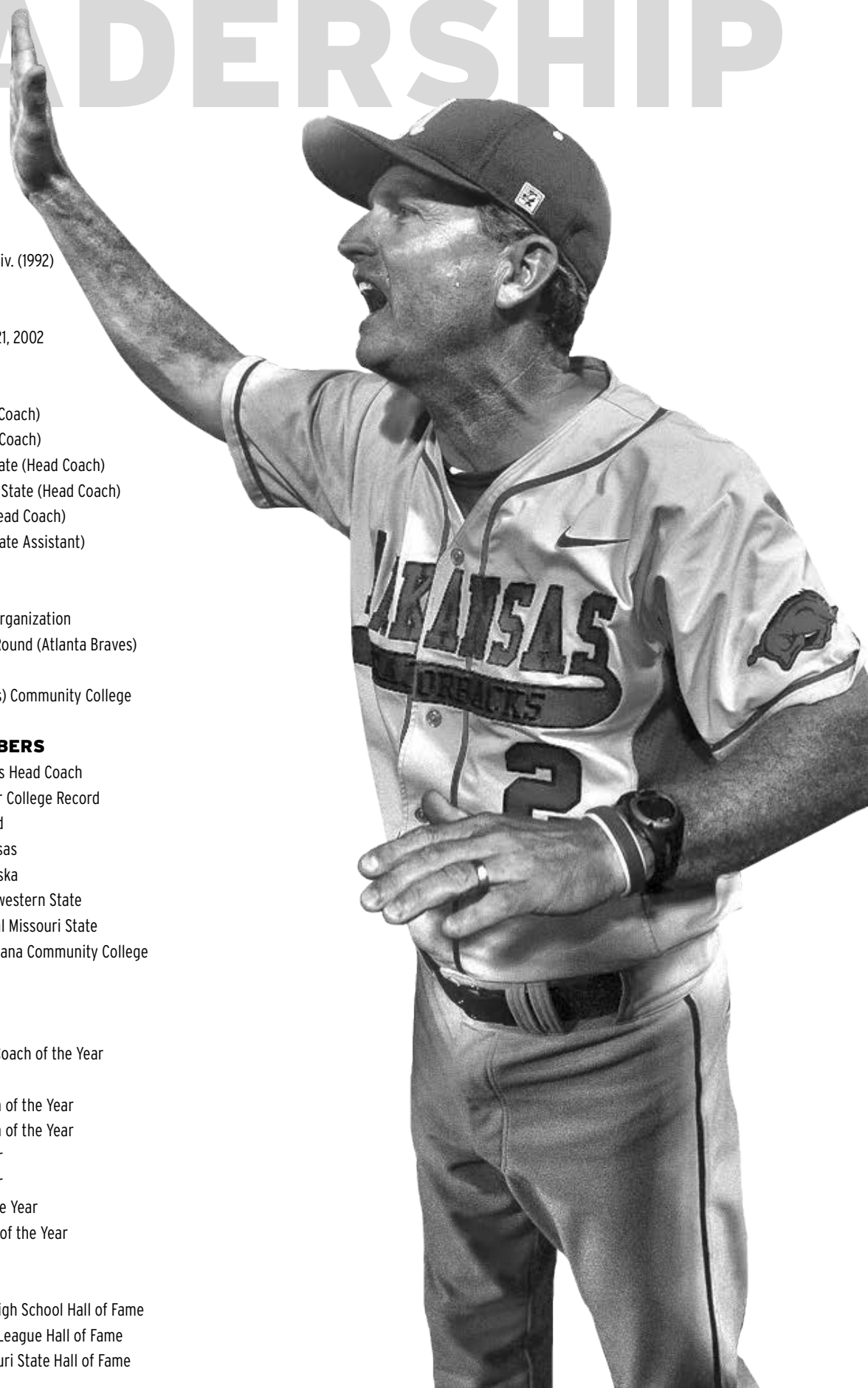
The success of the program and Van Horn's no-nonsense approach to his team has endeared him to the Razorback faithful. The Arkansas fan base has grown steadily since Van Horn was given the reins of the program and three renovations have been completed at Baum Stadium since his arrival to accommodate the growing numbers. Baum Stadium, already one of the nicest collegiate baseball parks in the nation, has grown with the addition of nearly 5,000 chair back seats, 32 luxury boxes and now has a capacity of 10,737.

One of the things that Van Horn is known for is recruiting fundamental players and molding them into the stars of tomorrow. In his first season with Arkansas, only two Razorbacks were taken in the Major League Baseball first year player draft. That number has grown significantly over the years with a school-record 11 players being drafted in the 2013 MLB Draft. Four of Arkansas' stars, Nick Schmidt (2007), Logan Forsythe (2008), Zack Cox (2010) and Ryne Stanek (2013) were selected in the first round of the draft and 26 players have been picked in the first 10 rounds since he took over, with Brian Anderson (3rd round, Miami Marlins) and Chris Oliver





LEADERSHIP



ARKANSAS BASEBALL

2015 RAZORBACKS

FACILITIES

2014 REVIEW

HISTORY

THE UNIVERSITY

PERSONAL

Born: Sept. 17, 1960
 Hometown: Kansas City, Mo.
 Alma Mater: Arkansas (1988)
 Masters of Science: East Texas State Univ. (1992)
 Wife: Karen
 Children: Hollan, Mariel
 Named Head Coach at Arkansas: June 21, 2002

COACHING HISTORY

2003-Present Arkansas (Head Coach)
 1998-2002 Nebraska (Head Coach)
 1995-1997 Northwestern State (Head Coach)
 1994 Central Missouri State (Head Coach)
 1989-1993 Texarkana CC (Head Coach)
 1985-1988 Arkansas (Graduate Assistant)

PLAYING HISTORY

1982-1984 Atlanta Braves Organization
 1982 MLB Draft: 10th Round (Atlanta Braves)
 1982 Arkansas
 1980-1981 McLennan (Texas) Community College

HEAD COACH BY THE NUMBERS

1,069-510 (26 Yrs) Overall Record as Head Coach
 855-438 (21 Yrs) Overall Four Year College Record
 804-427 (20 Yrs) Overall D1 Record
 484-270 (12 Yrs) Record at Arkansas
 214-92 (5 Yrs) Record at Nebraska
 106-65 (3 Yrs) Record at Northwestern State
 51-11 (1 Yr) Record at Central Missouri State
 214-72 (5 Yrs) Record at Texarkana Community College

COACHING HONORS

2004 SEC Coach of the Year
 2001 Baseball America National Coach of the Year
 2001 BIG 12 Coach of the Year
 2001 ABCA Midwest Region Coach of the Year
 2000 ABCA Midwest Region Coach of the Year
 1997 Southland Coach of the Year
 1995 Southland Coach of the Year
 1994 NCAA Division II Coach of the Year
 1994 ABCA Central Region Coach of the Year

HALL OF FAME

2013 Inducted into Winnetonka High School Hall of Fame
 2012 Inducted into Ban Johnson League Hall of Fame
 2001 Inducted into Central Missouri State Hall of Fame

(4th round, Philadelphia Phillies) being taken in the first three rounds of the 2014 MLB Draft.

The Razorbacks have been successful in every facet of the game over the past 12 seasons. Hitting was the focal point in some seasons, while pitching dominated in others, but Van Horn knows that to accomplish his ultimate goal it takes a total team effort.

In 2007, Arkansas won the Razorbacks' third SEC Western Division title, when they went 18-12 in league play. The Razorbacks were 43-21 overall, hosted their fourth NCAA Regional and finished the season No. 18 in the final Collegiate Baseball rankings.

That team was one of Van Horn's best in terms of individual pitching prospects. Two-time first-team All-American Nick Schmidt was taken by the San Diego Padres in the first round of the MLB Draft (No. 23 overall). Right-handers Jess Todd and Duke Welker were each taken in the second round by St. Louis and Pittsburgh, respectively. Todd also earned second-team All-America honors.

The excitement around Baum Stadium that season also brought the Razorback nation out in record numbers. Arkansas fans set the school record for average attendance while also setting the then-NCAA mark for average attendance in a season with 8,089 tickets sold per game.

Schmidt's success on the mound was a continuation of his 2006 season, when the lefty was named the SEC Pitcher of the Year by the league coaches. The Razorbacks went 39-21 that season and hosted another NCAA Regional.

A hot start to the 2005 season had the Razorbacks ranked as high as No. 5 nationally as they opened the year 20-2, but a rash of bad luck sidetracked what was shaping up to be a magical year. Despite the setbacks, the Razorbacks did come just a breath away from pulling one of the nation's biggest upsets as it won its first two games at the NCAA Austin Regional. Arkansas would go all the way to the final game of the regional before losing to eventual national champion Texas.

Arkansas' 2004 season was one for the history books as the Razorbacks won 45 games, shared the SEC regular-season title, hosted NCAA Regional and Super Regional games and made its fifth appearance at the College World Series. The following all came true despite the Razorbacks getting picked to finish last in the SEC's Western Division by the league coaches. Along the way, Arkansas won 19 SEC games, swept a weekend series in Baton Rouge, Louisiana against No. 2 LSU and dispatched a tough Florida State team in the Super Regional in two games. The Razorback sweep of LSU was the first time since 1988 that the Tigers had been swept at home by a conference opponent. The Razorback accomplishments led to a top 10 finish in all four major collegiate baseball polls, including a No. 6 ranking by Baseball America.

Prior to taking the helm of the Arkansas program on June 21, 2002, Van Horn enjoyed a very successful five-year run as the head coach at the University of Nebraska. In a short period of time, he built a once-fledgling program into a national powerhouse. Prior to his arrival, the Cornhuskers had made just four postseason appearances in 108 years of baseball history. With their new skipper on the bench, Nebraska went to four NCAA Tournaments and two College World Series.

During his stint with Nebraska, Van Horn amassed a 214-92 (.699) record, won three consecutive Big 12 Tournament titles and earned Nebraska's first regular-season conference title in 51 years. He was twice named the American Baseball Coaches Association's Midwest Region Coach of the Year and posted back-to-back 50-win seasons in 2000 and 2001. In his second season with Nebraska, Van Horn guided his club to its first NCAA Tournament berth in 18 years after it won the Big 12 Tournament, its first title of any kind in nearly 50 years.

Similar to what he has done at Arkansas, Nebraska's players shined with Van Horn at the helm. The Cornhuskers had at least one player named a finalist for national player of the year honors in three seasons including a pair of Howser Award Finalists. Seven players were named first-team All-America and 26 earned All-Big 12 accolades including a school-record nine in 2000. The Cornhuskers also excelled in the classroom with 30 Phillips 66 Academic All-Big 12 selections (21 first-teamers) and seven players named academic all-district.

Prior to his move to Nebraska, Van Horn coached three seasons with Northwestern State in Natchitoches, Louisiana his first foray as a head coach in Division I. He went 106-65 (.620) in those three seasons and won two Southland Conference regular-season titles (1995 and 1997). Each title also earned him Southland Conference Coach of the Year honors.

Van Horn spent one season at the Division II level, coaching Central Missouri State in 1994, and his effects there were awe-inspiring. Taking the reins of the program with just six weeks of preparation before the season, the Mules got off to a quick start by winning 12 of their first 13 games and eventually put together a 21-game winning streak. CMSU won the MIAA Conference Championship and the tournament title before eventually dominating at the NCAA Championships to win the school's first national championship. In 2000, Central Missouri honored Van Horn and his 1994 team by inducting them into the Central Missouri State Hall of Fame.

The storied career of Van Horn as a head coach began with a humble start at Texarkana (Texas) Community College in 1989. In five seasons with the Bulldogs, Van Horn guided Texarkana to a 214-72 (.748) record. He set records for single-season wins in four of his five seasons, beginning with his first, and guided his 1992 squad to the NJCAA Texas Eastern Conference Championships.

Prior to his first stint as a head coach, Van Horn worked with the man he replaced at Arkansas, coach Norm DeBriyn, for four seasons as a graduate assistant, assisting the Razorbacks to a pair of College World Series. Arkansas was 184-71-1 (.721) while he was a GA and made the NCAA Regional Tournament in each of his four seasons.

Van Horn's playing career was spent in the infield, where he was a highly touted player. Two seasons at McLennan (Texas) Community College earned him All-America, Region 5 Player of the Year, all-conference and all-region honors. The standout defensive third baseman was drafted by the Chicago White Sox, but instead Van Horn transferred to Arkansas.

In one year with the Razorbacks, Van Horn earned All-Southwest Conference honors as well as the team's most valuable player and SWC Newcomer of the Year accolades. Following his junior year, the Atlanta Braves selected Van Horn in the 10th round of the 1982 draft. Van Horn would spend three seasons with the Braves organization before returning to Fayetteville to begin his coaching career.

Van Horn is married to the former Karen Lee. The couple has two daughters, Hollan (21) and Mariel (17).



The Van Horn Family (L to R): Hollan, Karen, Dave and Mariel



ARKANSAS BASEBALL

2015 RAZORBACKS

FACILITIES

2014 REVIEW

HISTORY

THE UNIVERSITY


The Razorbacks Under Dave Van Horn				
	W/L	Home	Away	Neutral
Alabama	22-19	14-4	6-12	2-3
Alabama A&M	2-0	2-0	--	--
Albany	1-0	1-0	--	--
Alcorn State	1-0	1-0	--	--
Appalachian State	3-0	3-0	--	--
Arizona	0-1	--	--	0-1
Arizona State	2-7	2-0	0-5	0-2
Auburn	19-17	9-9	10-8	--
Ball State	2-1	2-1	--	--
Baylor	2-1	--	2-1	0-0
Binghamton	3-0	3-0	--	--
Bryant	1-1	--	--	1-1
Bucknell	2-0	--	--	2-0
BYU	2-0	2-0	--	--
Cal State Fullerton	1-0	--	--	1-0
Cal State Northridge	3-0	3-0	--	--
California	4-4	2-1	2-3	--
Centenary	10-2	7-1	3-1	--
Charlotte	1-1	--	--	1-1
Creighton	2-0	2-0	--	--
Dallas Baptist	2-0	0-0	1-0	1-0
Delaware State	3-0	3-0	--	--
Eastern Illinois	8-0	8-0	--	--
Evansville	3-0	3-0	--	--
Florida	20-14	10-2	8-10	2-2
Florida State	4-0	2-0	2-0	--
George Mason	1-0	--	--	1-0
Georgia	15-12	9-6	6-5	0-1
Gonzaga	2-1	2-0	--	0-1
Grambling State	3-0	3-0	--	--
Hawai'i	1-0	0-0	1-0	--
Houston	0-1	--	--	0-1
Illinois-Chicago	7-1	7-1	--	--
Illinois State	2-1	2-1	--	--
Kansas	8-1	8-1	--	--
Kansas State	3-2	3-0	0-2	--
Kent State	1-0	--	--	1-0
Kentucky	15-9	8-4	7-5	--
Lamar	0-2	--	--	0-2
Le Moyne	1-0	--	--	1-0
Liberty	1-0	--	--	1-0
Louisiana State (LSU)	15-28	7-11	7-11	1-6
Louisiana Tech	14-2	6-0	5-2	3-0
McNeese State	5-1	3-1	2-0	--
Memphis	3-0	--	1-0	2-0
Miami (Ohio)	1-0	--	--	1-0
Minnesota	4-1	3-0	1-1	--
Mississippi State	19-19	8-10	10-8	1-1
Mississippi Valley State	6-0	4-0	--	2-0
Missouri	6-0	3-0	3-0	0-0
Missouri State	13-3	7-2	6-1	--
Missouri Southern	1-0	1-0	--	--
Navy	1-0	--	--	1-0
Nebraska	3-5	2-2	1-3	--
Nevada	1-0	1-0	--	--
New Mexico	6-2	3-1	--	3-1
New Orleans	2-0	2-0	--	--
Northern Colorado	7-1	7-1	--	--
Northwestern State	4-0	4-0	--	--
Ohio State	1-0	--	--	1-0
Oklahoma	3-2	1-0	2-2	--
Oklahoma State	3-3	1-3	1-0	1-0
Ole Miss	18-26	6-12	8-10	4-4
Oral Roberts	11-6	6-3	5-3	--
Pacific	0-1	--	--	0-1
Pepperdine	0-1	--	--	0-1
Princeton	1-0	1-0	--	--
Rice	1-0	--	1-0	--
Saint Louis	1-0	1-0	--	--
Sam Houston State	2-0	--	--	2-0
San Diego State	7-1	4-0	3-1	--
San Francisco	0-1	--	--	0-1
Siena	3-0	3-0	--	--
South Alabama	2-2	1-2	1-0	--
Southeast Missouri State	1-1	1-1	--	--
South Dakota State	3-1	3-1	--	--
South Carolina	20-15	8-7	9-5	3-3
St. John's	3-0	3-0	--	--
Stanford	0-1	--	0-1	--
Stephen F. Austin	4-0	3-0	--	1-0
TCU	1-0	--	--	1-0
Tennessee	18-11	8-4	9-6	1-1
Texas	2-3	--	1-2	1-1
Texas A&M	6-5	4-2	1-3	1-0
Texas-Arlington	5-0	--	2-0	3-0
Texas-Pan American	2-2	1-0	1-2	--
Texas Tech	1-0	--	--	1-0
Texas State	1-0	1-0	--	--
Troy	5-1	3-0	2-1	--
Tulane	1-0	--	--	1-0
ULM	1-1	1-1	--	--
UNLV	1-1	1-1	--	--
Utah	3-0	3-0	--	--
UT Martin	1-0	1-0	--	--
Valparaiso	4-1	4-1	--	--
Vanderbilt	16-16	10-7	6-5	0-4
Villanova	3-0	3-0	--	--
Virginia	1-2	--	0-2	1-0
Washington	0-1	--	--	0-1
Washington State	6-1	5-1	--	1-0
Western Illinois	4-1	4-1	--	--
Western Michigan	2-0	2-0	--	--
Wichita State	6-2	4-1	1-1	1-0
Wisconsin-Milwaukee	9-0	9-0	--	--
Wright State	3-0	3-0	--	--



VAN HORN'S CAREER NUMBERS

Year	School	Record	Pct.	Conf.	Place	Tourn.	NCAA
1989	Texarkana CC	39-18	.684	NA	NA	NA	--
1990	Texarkana CC	44-14	.759	NA	NA	NA	--
1991	Texarkana CC	45-12	.789	NA	NA	NA	--
1992	Texarkana CC	48-10	.827	NA	1st	NA	--
1993	Texarkana CC	38-18	.678	NA	NA	NA	--
<i>Totals</i>		<i>214-72</i>	<i>.748</i>	--	--	--	--
1994	Central Missouri State	51-11	.823	15-1	1st (Div.)	1st (4-1)	NCAA DII Champs
<i>Totals</i>		<i>51-11</i>	<i>.823</i>	<i>15-1</i>	--	<i>1 (4-1)</i>	--
1995	Northwestern State	37-15	.711	19-5	1st	DNP (0-2)	--
1996	Northwestern State	34-27	.557	14-16	2nd (Div.)	2nd (3-2)	--
1997	Northwestern State	35-23	.603	19-9	1st	DNP (0-2)	--
<i>Totals</i>		<i>106-65</i>	<i>.620</i>	<i>52-30</i>	--	<i>3 (3-6)</i>	--
1998	Nebraska	24-20	.545	10-13	7th	DNQ	DNQ
1999	Nebraska	42-18	.700	16-9	5th	1st (4-0)	NCAA (1-2)
2000	Nebraska	51-17	.750	21-9	2nd	1st (5-1)	NCAA (4-2)
2001	Nebraska	50-16	.758	20-8	1st	1st (4-0)	CWS (5-2)
2002	Nebraska	47-21	.691	16-11	2nd	2nd (3-1)	CWS (5-3)
<i>Totals</i>		<i>214-92</i>	<i>.699</i>	<i>67-39</i>	--	<i>4 (16-2)</i>	<i>4 (15-9)</i>
2003	Arkansas	35-22	.612	14-16	6th West	T-7th (0-2)	NCAA (1-2)
2004	Arkansas	45-24	.652	19-11	T-1st Overall	4th (2-2)	CWS (6-3)
2005	Arkansas	39-22	.636	13-17	T-5th West	T-7th (0-2)	NCAA (2-2)
2006	Arkansas	39-21	.650	18-12	2nd West	T-7th (0-2)	NCAA (1-2)
2007	Arkansas	43-21	.672	18-12	1st West	2nd (3-1)	NCAA (2-2)
2008	Arkansas	34-24	.586	14-15	4th West	DNQ	NCAA (0-2)
2009	Arkansas	41-24	.631	14-15	4th West	4th (2-2)	CWS (7-2)
2010	Arkansas	43-21	.672	18-12	2nd West	T-7th (0-2)	NCAA (3-3)
2011	Arkansas	40-22	.645	15-15	1st West	T-3rd (2-2)	NCAA (2-2)
2012	Arkansas	46-22	.676	16-14	T-2nd West	T-9th (0-2)	CWS (7-3)
2013	Arkansas	39-22	.639	18-11	2nd West	T-3rd (2-1)	NCAA (2-2)
2014	Arkansas	40-25	.615	16-14	4th West	T-3rd (3-2)	NCAA (2-2)
<i>Totals</i>		<i>484-270</i>	<i>.641</i>	<i>193-164</i>	--	<i>11 (14-20)</i>	<i>12 (35-27)</i>
<i>Career Totals</i>		<i>1069-510</i>	<i>.677</i>	<i>327-234</i>	--	<i>37-29 (.560)</i>	<i>50-36 (.581)</i>





TONY VITELLO

Assistant Coach • Recruiting Coordinator
10 NCAA Tournament Appearances

22

Tony Vitello, considered one of the top recruiters in the country, enters his second year as an assistant coach and recruiting coordinator for the University of Arkansas baseball team in 2015.

In his first season at Arkansas in 2014, Vitello made an immediate impact working with the hitters, as the Razorbacks improved their batting average, on base percentage and slugging percentage. Arkansas hitters also saw a boost in total hits, triples, home runs, runs batted in and runs scored.

The offense helped lead Arkansas to its 13th straight NCAA Tournament appearance at the Charlottesville Regional as the Razorbacks advanced to the NCAA Regional Final for the sixth straight season. The 40-win campaign was also the fifth in the last six seasons for Arkansas.

Vitello saw three Razorback hitters selected in the 2014 Major League Baseball First-Year Player Draft, as Brian Anderson (3rd round - Marlins), Eric Fisher (17th round - Marlins) and Tyler Spoon (36th round - A's) were taken, while Anderson and Fisher signed professional contracts.

His second full recruiting class at Arkansas garnered national attention, being ranked No. 1 in the country by Perfect Game USA and No. 4 in the land by Baseball America. The class, which will take the field in 2015, featured 20 players, including 14 true freshmen and six junior college transfers.

Vitello came to Arkansas after spending three seasons as an assistant coach and recruiting coordinator at TCU. Prior to TCU, he was an assistant coach and recruiting coordinator at Missouri for eight years.

In his three years at TCU, Vitello brought in some of the top players in the country and helped the Horned Frogs to two NCAA Tournament appearances, including a Super Regional berth in 2012. The Horned Frogs started seven freshmen recruited by Vitello in the Super Regional at UCLA. His final recruiting class at TCU was ranked 17th in the country and three student-athletes he signed also played for Team USA.

In 2013, 11 newcomers from an 11th-ranked recruiting class saw time on the field for TCU. A pair of Horned Frog freshmen earned freshman All-America honors as Boomer White hit .314 with 27 RBI, while Alex Young was 7-4 with five saves in 22 appearances, 20 in relief. Despite featuring four new faces, TCU's pitching staff ranked in the top 20 in most pitching categories during the 2013 season.

Vitello's 2012 recruiting class was ranked in the top 10 nationally by Baseball America, and the group paid immediate dividends for the Horned Frogs as 16 players made their debut during the 2012 season. Freshman Preston Morrison was named the Mountain West Conference Pitcher and Freshman of the Year and was also tabbed a third-team All-American and a freshman All-American.

Despite the team's youth, the 2012 squad had success on the field, winning the Mountain West Conference regular season and advancing to the Super Regionals before falling to UCLA. Four Horned Frog hitters earned all-conference accolades and six TCU players were selected in the MLB Draft.

In his first season at TCU in 2011, Vitello worked with a TCU offense that finished the season with a .306 batting average and averaged 6.7 runs per game. The team hit 141 doubles on the season, which ranked fourth all-time in school history. The Horned Frogs finished the season with 43 victories and advanced to the NCAA Regional. Five offensive players earned all-conference honors and four offensive players were selected in the 2011 MLB Draft.

In his eight seasons at Missouri, the Tigers made the postseason seven times. Vitello served as the pitching coach at Missouri, while also working with the team's hitters and serving as the first base coach. Vitello's 2008 recruiting class at Missouri was ranked No. 11 nationally by Baseball America and he had top 25 recruiting classes in three of his final four years at Missouri.

Under Vitello the Tigers' ERA was consistently among the best in the Big 12 Conference, highlighted by a 3.17 mark in 2005 and a 3.36 ERA in 2006. The 2006 ERA led the Big 12 and was 11th best nationally.





In 2009, Kyle Gibson led the Big 12 with 131 strikeouts and ranked second in the league with 11 wins on the season. The 131 strikeouts tied the school record and the 11 wins was second most in Missouri baseball history. Gibson was selected by Minnesota in the first round of the 2009 MLB Draft, joining Aaron Crow as a first-round selection the year before. Gibson finished his career at MU with 28 wins and 304 strikeouts, which both ranked second all-time at Missouri.

Crow, who was first taken ninth in the 2008 MLB Draft, was selected with the 12th overall pick by Kansas City in 2009. In 2008, Crow became the second MU pitcher in four years to be named the Big 12 Pitcher of the Year. Crow, a first-team All-American, was also the recipient of the Clemens Award, which is given to the nation's top collegiate pitcher. He finished 2008 with a 13-0 record, setting a new school record for wins in a season, and had an ERA of 2.85.

During the 2008 season, Crow had a stretch of 43.0 scoreless innings pitched from Feb. 29 - April 11 that was the fourth longest streak in NCAA history. Another member of the Tigers' staff, Ian Berger, put together a string of 36.1 scoreless innings pitched from March 9-29. Crow and Gibson each earned All-Big 12 recognition in 2008 and Gibson was a first-team All-Big 12 selection in 2009.

In 2007, the MU pitching staff ranked fourth in the Big 12 with an ERA of 4.25. That staff included an All-Big 12 first-team selection in Crow and a second-team honoree, Rick Zagone. Zagone earned Big 12 and National Pitcher of the Week honors after throwing a near no-hitter against Kansas State.

In 2006, the MU pitching staff recorded seven shutouts and held opponents to two or fewer runs in 19 of the 63 games. In the NCAA Regional, a pair of freshmen, Zagone and Crow, recorded back-to-back complete game victories, each allowing just one run on six hits as Mizzou went on to claim the Malibu Regional Championship.

Vitello helped mold Max Scherzer into the 11th overall draft pick in the 2006 MLB Draft. Scherzer, the 2005 Big 12 Pitcher of the Year and one of the nation's top pitchers in 2005 and 2006, improved from an ERA of 5.85 as a freshman in 2004 to a dominant 1.86 in his sophomore season, when he led the Big 12 in ERA, strikeouts (131) and opponents' batting average (.163). As a junior, Scherzer had a 2.25 ERA despite fighting injuries much of the season.

During the 2005 season, the Tigers had a stretch of 26 innings without allowing a run from March 14-19 after putting together a 23-scoreless-inning stretch earlier that season. One of the most impressive pitching outings in recent history came against Texas Tech in April of 2005, when Missouri recorded the school's first no-hitter since 1981. In 2006, five Missouri pitchers were taken in the draft with two drafted in the first four rounds.

As recruiting coordinator, Vitello was instrumental in bringing some of the nation's top prospects to Missouri. The 2008 class was ranked among Collegiate Baseball's top-20 recruiting classes and Baseball America voted the class the 11th best nationally.

Following his playing career and the completion of his management degree at MU, Vitello joined the Missouri coaching staff as a volunteer assistant in 2003. He also completed his course work for his master's degree in business. The following season he was elevated to full-time assistant coach.

During his time as a Tiger assistant coach, Vitello recruited and developed 19 players who were drafted by major league teams, including major leaguers Ian Kinsler, Max Scherzer, Aaron Crow, Kyle Gibson, Nick Tepech, Doug Mathis and Justin James.

Vitello also served as the associate head coach for the Salina Packers of the California Collegiate League in 2002. The Packers finished 50-14 and earned their first trip to the NBC World Series in Wichita, Kansas.

A three-year letterwinner at Missouri, Vitello earned Academic All-Big 12 Conference honors as a senior and was named to the Big 12 Commissioner's Honor Roll twice.

PERSONAL


Born: Oct. 9, 1978
Alma Mater: Missouri (1988)

COACHING HISTORY

June 2013-Present	Arkansas (Assistant Coach)
2011-2013	TCU (Assistant Coach)
2003-2010	Missouri (Assistant Coach)
2002	Salina Packers (Assistant Coach)

PLAYING HISTORY

2000-2002 Missouri



DAVE JORN

Assistant Coach • Pitching Coach
5 CWS Appearances • 4 SEC Championships

31

Beginning his 19th overall season with the Razorbacks in 2015, Dave Jorn has made a lasting and profound impression on the baseball program. In his second stint with Arkansas, Jorn is beginning his 13th season as the pitching coach with head coach Dave Van Horn.

Jorn's unmistakable impact on the Razorback baseball program can not only be seen on the pitcher's mound, but in the locker room and on the draft boards of every Major League Baseball team.

During two assistant coaching stints in Fayetteville, Jorn has been a part of 752 wins, five trips to the College World Series and 17 NCAA Tournament berths. In addition, the Razorbacks have enjoyed 12 40-win seasons, two 50-win campaigns and his pitchers have tossed five no-hit games.

Since 2003, 30 Arkansas pitchers have been drafted and since 2009, 16 of the 17 Razorback pitchers that have been drafted improved their draft stock by coming to school at Arkansas and learning under Jorn. Four of Jorn's former pupils at the U of A saw time in Major League Baseball during the 2014 season as Dallas Keuchel (Houston Astros), Drew Smyly (Detroit Tigers), Mike Bolsinger (Diamondbacks) and Blake Parker (Cubs) were all in the big leagues.

Since returning to Arkansas in 2003, Jorn has had eight pitching staffs finish the season with an ERA of less than 4.00, including each of the last five seasons. Over the last four seasons, his pitching staffs have accounted for four of the 10 lowest team ERAs in program history, including a school-record 1.89 team ERA in 2013, and a second-best 2.63 ERA in 2014. The 2012 squad had a team ERA of 2.83, the fourth-best in school history, while the 2011 pitching staff finished the season with a 3.20 team ERA.

Jorn returned to Arkansas in 2003 after a 14-year career in Major League Baseball as a coach for the New York Mets, New York Yankees and Arizona Diamondbacks. Prior to working in the pros, he spent six years with the Razorbacks under legendary Arkansas head coach Norm DeBriyn. In his second tour of duty with the Razorbacks, he has revived Arkansas' pitching fortunes once again.

Under the tutelage of Jorn, the pitching staff was the anchor of the 2014 team, as eight pitchers had an ERA of 3.00 or less and two relievers combined for 52 appearances and each had ERAs under 1.00. Michael Gunn led the way with a 0.74 ERA and seven saves out of the bullpen, while Jacob Stone was equally impressive with a 0.94 ERA and 4-0 record. The starting rotation was again one of the best in the SEC as Jalen Beeks led the way with a 1.98 ERA, while Chris Oliver totaled a team-high nine victories and Trey Killian paced the trio with an SEC-best four complete games. Arkansas allowed two runs or less in 34 of 65 games and added 10 shutouts to tie for the second most in program history.

Three members of the pitching staff were drafted, as Oliver (4th round, Phillies), Beek (12th round, Red Sox) and Gunn (16th round, Red Sox) all signed contracts to continue their careers at the professional level. Killian was also awarded an opportunity to continue playing as he accepted an invitation to play for the USA Baseball Collegiate National Team.

The 2013 Arkansas pitching staff ranks as the best in school history and among the best nationally in recent history. The Razorbacks finished the 2013 season with a nation's best team ERA of 1.89, becoming the first school in the country to finish with a sub-2.00 ERA since Le Moyne in 1992. Arkansas' team ERA was the lowest for any team since 1976, when Connecticut posted a 1.71 team ERA. Arkansas also led the country in hits allowed per nine innings (6.78) and was fifth nationally in walks and hits allowed per innings pitched (1.11).

The Razorback pitching staff was stout from start to finish with the highest ERA on the team being Killian's 3.19. All three of Arkansas' weekend starters finished with an ERA of 2.03 or below, led by second-team All-American and first-team All-SEC selection Ryne Stanek, who posted a 10-2 record with a 1.39 ERA. Barrett Astin compiled a 4-4 record with a 1.79 ERA, while Randall Fant enjoyed a breakout senior season with a 6-1 record and a 2.03 ERA. The Razorback bullpen combined for a 1.94 ERA. Colby Suggs set a single-season school record with 13 saves and a 1.74 ERA in 23 appearances. Beeks pitched in a team-high 29 games and went 6-2 with two saves and a 2.20 ERA, while Brandon Moore was 1-4 with a 2.68 ERA in 25 appearances.

Seven members of the pitching staff were selected in the 2013 MLB Draft, part of a school-record and nation-leading 11 Arkansas players taken in the draft. Along with Stanek (1st round, Tampa Bay Rays), Suggs (2nd round, Miami Marlins), Astin (3rd round, Milwaukee Brewers), Moore (17th round, Milwaukee Brewers) and Fant (29th round, Houston Astros), Arkansas pitchers Trent Daniel (17th round, Colorado Rockies) and Tyler Wright (26th round, Seattle Mariners) were also selected in the draft. Daniel had a 2.55 ERA with a 0-1 record and one save in 22 appearances, while Wright went 1-1 in 11 appearances and only allowed four unearned runs in 20.1 innings.

In 2012, Arkansas finished the season with a team ERA of 2.83, the third-lowest single-season ERA in school history. The Razorbacks ranked second in the SEC and fifth in the country in team ERA. Jorn's pitching staff was even better in the NCAA Tournament. In 10 NCAA Tournament games, Arkansas' pitching staff had a 1.92 ERA, including a team ERA of 1.80 in four College World Series games. Arkansas ranked fourth nationally in hits allowed per nine innings, giving up just 7.53 hits per nine innings. The Razorbacks finished the season with 10 shutouts, which ranked as the second-highest single-season total in school history.

Individually, 10 members of the 2012 pitching staff finished the season with an ERA under 3.20 (minimum 10 appearances). DJ Baxendale and Stanek each earned All-SEC honors from SE-Baseball.com. Stanek also earned honorable mention All-America honors from CollegeBaseballInsider.com. Baxendale finished the season with an 8-5 record and a 3.11 ERA, while Stanek was 8-4 with a 2.82 ERA. Astin and Suggs headlined a strong Arkansas bullpen. Astin finished the season with 11 saves, which tied for the third-highest single-season total in school history, and a 1.99 ERA. Suggs compiled a 7-1 record with a 1.38 ERA. Three members of the Razorback pitching staff were drafted in the 2012 MLB Draft. Nolan Sanburn was selected by the Oakland Athletics in the second round, Baxendale was a 10th-round pick of the Minnesota Twins and Fant was drafted in the 29th round by the Cleveland Indians.

Jorn's pitching staff in 2011 ranked among the best in the SEC and nationally. The Razorback pitching staff finished the season with a team ERA of 3.20, ranking fourth in the conference and 27th nationally. Arkansas' team ERA was the 10th-best in program history. The Razorback pitching staff combined to allow just 7.86 hits per nine innings, which ranked 14th in the country. The Razorback bullpen was particularly strong in 2011, setting a new single-season school record with 20 saves and posting a 20-8 record with a 2.51 ERA.

Three of Jorn's pupils earned conference and national recognition following the 2011 season. Baxendale was named second-team All-SEC and earned All-Region honors after finishing his junior season with a 10-2 record, three saves and a 1.58 ERA. Baxendale was the first Razorback pitcher to record double-digit wins in a season since Nick Schmidt in 2007 and posted the fifth-lowest ERA in program history. Astin and Sanburn each earned freshman All-America honors following the season. Astin appeared in a team-high 27 games and had a 5-2 record with three saves and a 2.72 ERA. Sanburn led Arkansas with eight saves and compiled a 2-4 record with a 3.62 ERA.

In 2010, the Razorback rotation finished the year with a 3.93 ERA, finishing third in the conference and posting the first sub-4.00 ERA since the 2007 season. Arkansas pitchers also posted the second-best strikeout to walk ratio in school history at 2.92, fanning 551 batters and issuing just 189 bases on balls.

The ace of the Razorback pitching staff in 2010 was Drew Smyly. The southpaw finished the year with a 9-1 record and a 2.80 ERA. He was recognized for his stellar season by earning All-SEC honors. Smyly, who made his Major League debut in 2012 with the Detroit Tigers, was drafted in the second round of the 2010 MLB Draft by the Tigers with the 68th overall pick.

Jorn's 2007 starting rotation was possibly the best three-man rotation in college baseball and one of the best in school history. Nick Schmidt, who garnered All-America honors for the second consecutive season, anchored a rotation that included junior college transfers Jess Todd and Duke Welker. The trio combined for 27 wins, 315 innings, a .217 opponent batting average and 319 strikeouts.

Under Jorn's guidance, Schmidt finished his three-year Razorback career as one of the most-decorated players to ever don an Arkansas uniform. His 11-3 record and career-low 2.69 ERA in 2007 cumulated a career that produced a 28-8 record, 2.83 ERA and a school record 345 strikeouts. Schmidt also earned SEC Pitcher of the Year honors in 2006.

Schmidt was drafted in the first round of the 2007 Major League Baseball Draft by the San Diego Padres with the 23rd overall selection. He became the first Razorback to be drafted in the first round since 1999 and just the fourth first-rounder in school history.

Jorn's trio of starting pitchers were all selected by the 82nd overall pick in the second round of the 2007 MLB Draft. Welker went with the 68th pick to the Pittsburgh Pirates, while Todd was taken No. 82 by the St. Louis Cardinals. Both Schmidt and Todd were picked as first-team All-SEC selections by league coaches. Todd also earned second-team All-America honors with a 9-3 record, two saves, two complete games and 128 strikeouts, which tied for the third-most in a single season in school history. During the summer of 2009, Todd was called up by the St. Louis Cardinals to join the big-league team.

The Razorbacks' 2007 pitchers recorded a school-record 565 strikeouts in 569 innings of work for 8.9 strikeouts per nine innings that ranked fifth nationally. The staff also garnered a 2.58 strikeout-to-walk ratio and held opponents to a .249 batting average. The 2006 staff, led by Schmidt, posted a team ERA of 3.64, the lowest in 15 years.

In 2006, Schmidt finished 9-3 with 145 strikeouts and was named the league's top pitcher by the coaches. His 145 strikeouts were also the second-most in a single season in Arkansas history. Jorn also molded lefty Devin Collis into one of the league's top closers, finishing with nine saves. Shaun Seibert also came into his own under Jorn's guidance, posting a 2.79 ERA that ranked second in the SEC.

In 2005, Arkansas compiled a 4.05 ERA and rode the strong arms of Charley Boyce and freshman All-American Schmidt to 39 wins and an NCAA Regional berth. Seibert and Schmidt

were both named to the Collegiate Baseball Freshman All-America team for their standout efforts.

In 2004, the Razorbacks claimed a share of the SEC overall title and advanced to the College World Series for the first time in 15 seasons. Under Jorn's guidance, Razorback hurlers posted the lowest team ERA since 1991 with a 3.87 mark. Jorn helped Boyce post a 10-3 record and a 3.20 ERA in 2004, while part-time starter Jay Sawatski also posted a 10-3 record with a 3.38 ERA. The Razorbacks' bullpen was equally effective under Jorn's instruction in 2004 as the relievers recorded a 3.72 ERA with a 25-11 record and 16 saves.

Jorn first served as Arkansas' pitching coach from 1983-88. During Jorn's time on DeBriyn's staff, Arkansas posted a record of 268-108 (.713), competed in five NCAA Regionals and earned trips to the 1985 and the 1987 College World Series. Six different Razorback pitchers earned All-Southwest Conference honors during that span, including Kevin Campbell ('84), Tim Deitz ('85), Bobby Edwards ('87, '88), Fred Farwell ('85), Steve Parker ('86) and Tim Peters ('87).

Van Horn and Jorn coached together on the UA staff from 1985-88. Van Horn was a graduate assistant while Jorn was in the midst of his first stint as UA's pitching coach.

Jorn left the Razorback program in January of 1989 to work in player development in the New York Yankees' minor league system. He was the pitching coach at Class A Prince William, Virginia in the Carolina League in 1989, helping the Cannons to a league title. Jorn then served in the same position in the Class A South Atlantic League in Greensboro, North Carolina in 1990. He spent two years (1991-92) as the pitching coach at the Yankees' Class AA affiliate in Albany, New York, helping the team to a league championship in 1991.

He joined the New York Mets' organization in 1993 and worked with their Class A South Atlantic League affiliate in Columbia, South Carolina in 1993-94. Jorn transferred to Kingsport, Tennessee to serve as pitching coach for the Mets in the Class A rookie league from 1995-96, winning a league title in 1996. He then returned to Columbia for the 1997 season.

In 1998, he was hired by the Arizona Diamondbacks and worked as the pitching coach in Lethbridge, Ontario, Canada, in the organization's short season Class A league club in the Pioneer League.

Jorn spent the next two seasons (1999-2000) with the Diamondbacks' Class A Midwest League affiliate in South Bend, Indiana. He served as the pitching coach in 1999 before being elevated to the role of manager in 2000.

Jorn rejoined the Yankees' organization in 2001 as a scout covering the Midwest. He was responsible for scouting in the states of Arkansas, Kansas, Missouri, Nebraska, North Dakota and South Dakota. Following the 2001 draft, he managed the Yankees' Class A short season team playing in the New York-Penn League in Staten Island, New York.

Jorn and Melinda Gatling were married in April 2007. They have two daughters, Molly Kuhl (29), who is married to Kaleb Kuhl with two sons, Bryant (2) and Briggs (6 months), and Maggie Gatling (22). Jorn also has a daughter, Christina, who has twins Kellen and Alexis (12).

PERSONAL

Born: Oct. 2, 1954
 Alma Mater: Southeast Missouri St. (1981)
 Wife: Melinda
 Children: Christina, Molly and Maggie

COACHING HISTORY

2003-Present Arkansas (Assistant Coach)
 2001-2002 New York Yankees (Scout)
 2001 Staten Island - (A) Yankees (Head Coach)
 2000 South Bend Silver Hawks - (A) Diamondback (Head Coach)
 1999-2000 South Bend Silver Hawks - (A) Diamondback (Assistant Coach)
 1998 Lethbridge, Alberta - (R) Diamondbacks (Assistant Coach)
 1997 Columbia Bombers - (A) Mets (Assistant Coach)
 1995-1996 Kingsport Mets - (A) Mets (Assistant Coach)
 1993-1994 Columbia Bombers - (A) Mets (Assistant Coach)
 1991-1992 Albany Yankkes - (AA) Yankees (Assistant Coach)
 1990 Greensboro Bats - (A) Yankees (Assistant Coach)
 1989 Prince Williams Cannons - (A) Yankees (Assistant Coach)
 1983-1988 Arkansas (Assistant Coach)
 1982 Lurleen B. Wallace (Ala.) Junior College (Assistant Coach)

PLAYING HISTORY

1981 Springfield (Ill.) - (AAA) Cardinals
 1980 Little Rock - (AA) Cardinals
 1978-1979 St. Petersburg (Fla.) - (A) Cardinals
 1977 Gastonia (N.C.) - (A) Cardinals
 1976 Sarasota (Fla.) - (R) Cardinals
 1975-1976 Southeast Missouri State
 1973-1974 Belleville (Ill.) Junior College



The Jorn Family (L to R): Melinda, Dave and Maggie.



CLAY GOODWIN

Director of Baseball Operations
7th Season • Arkansas (2005)

Clay Goodwin is entering his eighth season with the Arkansas coaching staff as its Director of Baseball Operations.

In his capacity as the Director of Operations, Goodwin coordinates many of the behind-the-scenes aspects of the Razorback baseball program as he works in conjunction with the Arkansas coaching staff.

Prior to his appointment to Director of Operations, Goodwin spent the 2006 season as the Razorbacks' fifth-year student assistant coach. He assisted the UA coaching staff with practices, day-to-day administrative duties and game day activities. He helped hitting coach Todd Butler with hitting instruction, while assisting with the Razorbacks' infield. He then served as a team manager for Arkansas during the 2007 season.

Goodwin was an outstanding player for the Razorbacks over four seasons and because of that his name is littered throughout the Arkansas record book. An excellent defensive third baseman, he was also known to have an effective bat as he finished his career with a .297 average, 49 doubles, 12 home runs and 127 RBI. At the conclusion of his four years, he ranked eighth in career at bats (750), tied for ninth in career hits (223) and tied for fifth in career singles (157). Goodwin appeared in 202 games as a Razorback, making 193 starts.

He hit a team-best .332 as a sophomore and followed that with a team-leading .319 average as a junior. His run production spiked as a senior with a career-best five home runs, 17 doubles and 42 RBI. He also finished his career with a .934 fielding percentage at third base and 408 assists.

Goodwin was born on Oct. 1, 1981, and graduated from the University of Arkansas in May of 2005 with a degree in kinesiology. He completed his master's degree in the fall of 2006 at the University of Arkansas in workforce development. Goodwin is married to the former Jill Johnson. They have one daughter, Caroline (3), and welcomed their first son, Gage Russell, in June.



The Goodwin Family (L to R): Clay, Gage Russell, Jill and Caroline



CHRISTIAN KOWALCHUK

Volunteer Assistant Coach
1st Season • Arkansas (2011)

45

Christian Kowalchuk is entering his first season as the volunteer assistant coach for the Arkansas baseball team in 2015 after serving two seasons as a graduate assistant coach.

Kowalchuk is no stranger to the Arkansas baseball program, having played for the Razorbacks in 2009 and 2010, including an appearance in the 2009 College World Series. The left-hander made 29 appearances in his Razorback career, posting a 2.77 earned run average with a 3-0 record.

"Christian has seen every aspect of our program and knows our style and what we expect of the players," said head coach Dave Van Horn. "He has experience playing in key games and was a big contributor and leader when we went to the College World Series in 2009. Our players really look up to him and he has a bright future as a coach."

Kowalchuk will assist pitching coach Dave Jorn with the pitching staff and will also work with the hitters and outfielders.

As a graduate assistant coach under Coach Van Horn the last two seasons, he assisted with the pitchers as Arkansas made back-to-back NCAA Regionals and posted the two lowest earned run averages in program history, including the nation's best 1.89 ERA in 2013. The Razorbacks also led the country in hits allowed per nine innings (6.78) in 2013.

He was named to the Academic Honor Roll as a player in 2009 and earned Outstanding Student Award honors in the graduate program in 2013.

As a member of the Seward County Junior College baseball team from 2007-2008, Kowalchuk earned Freshman NJCAA All-American honors in 2007, All-Conference honors in 2007 and 2008 and Preseason All-American honors in 2008. He also appeared on the Dean's List in both seasons at Seward County Junior College.

He took his talents to the professional ranks following his days as a Razorback, signing a contract with the Kansas City T-Bones in the summer of 2012, before inking with the Evansville Otters in the summer of 2013.

He served as an assistant coach at Seward County Community College during the 2012 season, working under NJCAA Hall of Fame Coach Galen McSpadden and helping lead the team to the region 6 playoffs. Kowalchuk helped coordinate practice and was in charge of the strength and conditioning program.

Kowalchuk earned his Bachelor of Arts in Economics in 2011 and completed his Masters of Physical Education in 2013 from the University of Arkansas.



TIM CARVER

Student Assistant Coach
2nd Season

18

Tim Carver Jr. is in his second season on the Razorback coaching staff as a student assistant coach in 2015. He returns to Fayetteville after lettering for Arkansas from 2009-12.

Carver was selected in the 19th round of the 2012 MLB Draft by Philadelphia and joined the Phillies' single-A affiliate that summer. He appeared in 50 games for Lakewood and scored 21 runs, hit one home run, one triple, eight doubles and recorded 18 RBI and eight stolen bases.

He ranked second on the team as a senior with a .299 batting average. He added two home runs and 30 RBI and was one of 25 players named to the watch list for the Brooks Wallace Shortstop of the Year Award. Carver tied for the team lead with 20 multi-hit games and ranked second among Razorbacks with 15 stolen bases.

In 2011, he ranked fourth in the SEC with 24 stolen bases. As a sophomore, he was a quarterfinalist for the Brooks Wallace Shortstop of the Year Award after hitting .267 with four home runs, 36 RBI and a perfect 9-for-9 on stolen base attempts.

For his career, Carver played in 219 games, including two College World Series trips, and made 204 starts. He left Arkansas with a .266 batting average with seven home runs, 89 RBI and 49 stolen bases.

A Fayetteville native, Carver is pursuing a degree in American studies.



JAKE WISE

Student Assistant Coach
1st Season

19

Jake Wise is in his first season on the Arkansas coaching staff as a student assistant after finishing a stellar four-year playing career for the Razorbacks last spring.

Wise played 193 career games at Arkansas and was a member of the 2012 College World Series team that finished 46-22 and posted a 2-3 record in Omaha with wins over Kent State and South Carolina.

During Arkansas' College World Series run in 2012, Wise hit a career-best .244 with 10 doubles, two home runs and 25 runs batted in. He recorded his second home run of the year and added three RBI in a victory over Kent State in Omaha.

Wise threw out 57 base stealers during his final three seasons behind the plate, including an SEC-leading 20 in just 45 attempts during his senior campaign in 2014. He also ranked second in the league with six pickoffs during the 2014 season to earn SEC All-Defensive Team honors at catcher.

He prepped at Cypress Fall High School, where he earned All-District first team honors as a senior after hitting .504 with 11 home runs and 52 runs batted in.

A Houston native, Wise is pursuing a degree in Economics.

-- 2015 TEAM MANAGERS --



JORDAN LARKAN



MICHAEL MCCANN



ZACH BARR

A II NUMERICAL ROSTER

ARKANSAS BASEBALL

2015 RAZORBACKS

FACILITIES

2014 REVIEW

HISTORY

THE UNIVERSITY

No.	Name	Pos.	B/T	Ht.	Wt.	Cl.	Hometown/HS/Previous School
1	Rick Nomura	INF	S/R	5-9	175	Jr.	Waipahu, Hawaii/Punahou HS/Alvin CC
3	Michael Bernal	INF	R/R	5-11	190	R-Jr.	El Paso, Texas/ J.M. Hanks HS/New Mexico JC
4	Nathan Rodriguez	C	R/R	5-11	205	Fr.	Yorba Linda, Calif./El Dorado HS
5	Brett McAfee	INF	R/R	6-0	195	R-Jr.	Longview, Texas/Pine Tree HS/Panola JC
6	Blake Wiggins	INF/C	R/R	6-1	205	Fr.	Little Rock, Ark./Pulaski Academy HS
7	Bobby Wernes	INF	R/R	6-3	200	Jr.	Overland Park, Kan./Blue Valley West HS/Neosho CC
8	Tyler Spoon	OF/INF	R/R	5-11	190	R-Jr.	Van Buren, Ark./Van Buren HS
9	Clark Eagan	OF/INF	L/R	6-1	190	So.	Appleton, Wis./Appleton North HS
10	Joe Serrano	OF	R/R	6-0	195	Sr.	Tucson, Ariz./Salpointe Catholic HS
11	Keaton McKinney	RHP/1B	R/R	6-5	220	Fr.	Ankeny, Iowa/Centennial HS
12	Max Hogan	INF	L/R	5-10	195	Jr.	Belton, Texas/Belton HS/McLennan CC
13	Josh Alberius	INF	R/R	5-11	180	R-So.	Little Rock, Ark./Little Rock Christian Academy
14	Matt Campbell	INF	R/R	6-0	180	Jr.	Chesapeake, Va./Hickory HS/McLennan CC
16	Andrew Benintendi	OF	L/L	5-10	180	So.	Cincinnati, Ohio/Madeira HS
17	Luke Bonfield	OF	R/R	6-2	190	Fr.	Skillman, N.J./IMG Academy
20	Carson Shaddy	C/OF	R/R	5-10	180	R-Fr.	Fayetteville, Ark./Fayetteville HS
21	Trey Killian	RHP	R/R	6-3	200	Jr.	Mountain Home, Ark./Mountain Home HS
24	Chad Spanberger	C/1B	L/R	6-2	225	Fr.	Granite City, Ill./Granite City HS
25	Dominic Taccolini	RHP	R/R	6-3	215	So.	Sugar Land, Texas/Kempner HS
26	Jack Benninghoff	OF	R/R	5-11	190	Fr.	Overland Park, Kan./Rockhurst HS
27	Tucker Pennell	C	R/R	6-2	200	Jr.	Georgetown, Texas/Georgetown HS/Temple JC
28	James Teague	RHP	R/R	6-0	190	So.	Bartlesville, Okla./Bartlesville HS
29	Cullen Gassaway	INF	R/R	6-2	215	Jr.	Bedford, Texas/LD Bell HS/Blinn JC
30	Jacob Stone	RHP	R/R	6-1	195	Sr.	Fort Worth, Texas/Boswell HS/Weatherford JC
32	Zach Jackson	RHP	R/R	6-4	215	So.	Berryhill, Okla./Berryhill HS
33	Krisjon Wilkerson	OF	R/R	6-2	220	Sr.	Bay St. Louis, Miss./St. Stanislaus HS/Pearl River CC
34	Parker Sanburn	RHP	R/R	6-1	195	R-Fr.	Kokomo, Ind./Kokomo HS
35	Jackson Lowery	RHP	R/R	6-0	180	R-Sr.	Little Rock, Ark./Pulaski Academy/Meridian CC
36	Cannon Chadwick	RHP	R/R	6-0	200	So.	Paris, Texas/Paris HS/Paris JC
38	Lance Phillips	RHP	R/R	6-4	190	Sr.	Nacogdoches, Texas/Central Heights HS/Bossier Parish CC
39	Kyle Pate	LHP	L/L	6-1	185	Fr.	Fayetteville, Ark./Fayetteville HS
40	Kevin Silky	INF	R/R	6-5	205	Fr.	Dublin, Calif./Dublin HS
41	Darien Simms	OF	L/L	5-7	155	Fr.	Spring, Texas/Northland Christian HS
44	Alex Gosser	C	L/R	6-0	215	So.	North Little Rock, Ark./North Little Rock HS
48	Jonah Patten	RHP	R/R	6-3	195	Fr.	Indianapolis, Ind./Norwell HS
49	Ryan Fant	LHP	R/L	6-5	210	Fr.	Texarkana, Texas/Texas HS

Coaches and Support Staff

Head Coach:	2 Dave Van Horn, 13th Season (Arkansas, 1988)
Assistant Coach:	22 Tony Vitello, 2nd Season (Missouri, 2002)
Assistant Coach:	31 Dave Jorn, 19th Season (SE Missouri State, 1981)
Volunteer Assistant Coach:	45 Christian Kowalchuk, 1st Season (Arkansas, 2011)
Student Asst. Coaches:	18 Tim Carver, 2nd Season
	37 Jake Wise, 1st Season
Director of Operations:	Clay Goodwin
Athletic Trainer:	Corey Wood
Strength & Conditioning	Mike Strouhal
Managers:	Jordan Larkan, Michael McCann, Zach Barr

ALPHABETICAL

No.	Name	Pos.
46	Josh Alberius	INF
16	Andrew Benintendi	OF
26	Jack Benninghoff	OF
3	Michael Bernal	INF
17	Luke Bonfield	OF
14	Matt Campbell	INF
36	Cannon Chadwick	RHP
9	Clark Eagan	OF/INF
49	Ryan Fant	LHP
29	Cullen Gassaway	INF
44	Alex Gosser	C
12	Max Hogan	INF
32	Zach Jackson	RHP
21	Trey Killian	RHP
35	Jackson Lowery	RHP
5	Brett McAfee	INF
11	Keaton McKinney	RHP/IB
1	Rick Nomura	INF
39	Kyle Pate	LHP
48	Jonah Patten	RHP
27	Tucker Pennell	C
38	Lance Phillips	RHP
4	Nathan Rodriguez	C
34	Parker Sanburn	RHP
10	Joe Serrano	OF
20	Carson Shaddy	C/OF
40	Kevin Silky	INF
41	Darien Simms	OF
19	Chad Spanberger	C/IB
8	Tyler Spoon	OF/INF
30	Jacob Stone	RHP
25	Dominic Taccolini	RHP
28	James Teague	RHP
7	Bobby Wernes	INF
6	Blake Wiggins	INF/C
33	Krisjon Wilkerson	OF

BY CLASS

No.	Name	Cl.
26	Jack Benninghoff (11)	Fr.
17	Luke Bonfield	Fr.
49	Ryan Fant	Fr.
11	Keaton McKinney	Fr.
39	Kyle Pate	Fr.
48	Jonah Patten	Fr.
4	Nathan Rodriguez	Fr.
40	Kevin Silky	Fr.
41	Darien Simms	Fr.
19	Chad Spanberger	Fr.
6	Blake Wiggins	Fr.
34	Parker Sanburn (2)	R-Fr.
20	Carson Shaddy	R-Fr.
16	Andrew Benintendi (7)	So.
36	Cannon Chadwick	So.
9	Clark Eagan	So.
44	Alex Gosser	So.
32	Zach Jackson	So.
25	Dominic Taccolini	So.
28	James Teague	So.
46	Josh Alberius (1)	R-So.
14	Matt Campbell (7)	Jr.
29	Cullen Gassaway	Jr.
12	Max Hogan	Jr.
21	Trey Killian	Jr.
1	Rick Nomura	Jr.
27	Tucker Pennell	Jr.
7	Bobby Wernes	Jr.
3	Michael Bernal (2)	R-Jr.
8	Tyler Spoon	R-Jr.
5	Brett McAfee (5)	Sr.
50	Lance Phillips	Sr.
10	Joe Serrano	Sr.
30	Jacob Stone	Sr.
33	Krisjon Wilkerson	Sr.
35	Jackson Lowery (1)	R-Sr.

BY POSITION

No.	Name	Pos.
44	Alex Gosser (5)	C
27	Tucker Pennell	C
4	Nathan Rodriguez	C
20	Carson Shaddy	C/OF
19	Chad Spanberger	C/IB
46	Josh Alberius (10)	INF
3	Michael Bernal	INF
14	Matt Campbell	INF
29	Cullen Gassaway	INF
12	Max Hogan	INF
5	Brett McAfee	INF
1	Rick Nomura	INF
40	Kevin Silky	INF
7	Bobby Wernes	INF
6	Blake Wiggins	INF/C
16	Andrew Benintendi (8)	OF
26	Jack Benninghoff	OF
17	Luke Bonfield	OF
9	Clark Eagan	OF/INF
10	Joe Serrano	OF
41	Darien Simms	OF
8	Tyler Spoon	OF
33	Krisjon Wilkerson	OF
36	Cannon Chadwick (13)	RHP
49	Ryan Fant	LHP
32	Zach Jackson	RHP
21	Trey Killian	RHP
35	Jackson Lowery	RHP
11	Keaton McKinney	RHP/IB
39	Kyle Pate	LHP
48	Jonah Patten	RHP
50	Lance Phillips	RHP
34	Parker Sanburn	RHP
30	Jacob Stone	RHP
25	Dominic Taccolini	RHP
28	James Teague	RHP

ARKANSAS BASEBALL

2015 RAZORBACKS

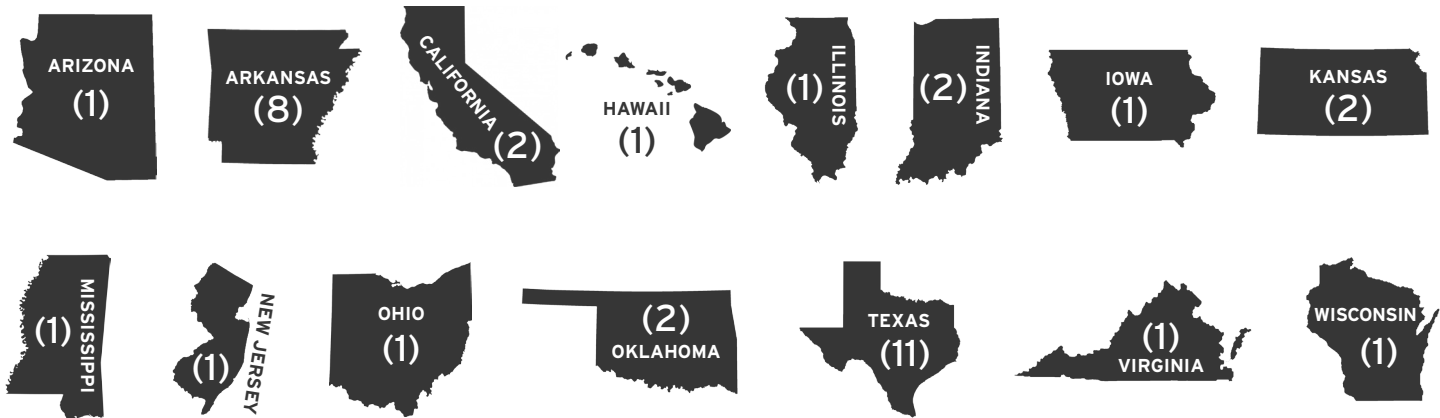
FACILITIES

2014 REVIEW

HISTORY

THE UNIVERSITY

PLAYERS BY STATE



MEET THE PLAYERS


ARKANSAS BASEBALL



01
RICK NOMURA
Jr. • 5-9 • 175 • S/R
INF • Waipahu, Hawaii




03
MICHAEL BERNAL
R-Jr. • 5-11 • 190 • R/R
INF • El Paso, Texas



04
NATHAN RODRIGUEZ
Fr. • 5-11 • 205 • R/R
C • Yorba Linda, Calif.



05
BRETT MCAFFEE
R-Jr. • 6-0 • 195 • R/R
INF • Longview, Texas




06
BLAKE WIGGINS
Fr. • 6-1 • 205 • R/R
INF/C • Little Rock, Ark.



07
BOBBY WERNES
Jr. • 6-3 • 200 • R/R
INF • Overland Park, Kan.



08
TYLER SPOON
R-Jr. • 5-11 • 190 • R/R
OF • Van Buren, Ark.



09
CLARK EAGAN
So. • 6-1 • 190 • L/R
INF/OF • Appleton, Wis.

2015 RAZORBACKS



10
JOE SERRANO
Sr. • 6-0 • 195 • R/R
OF • Tucson, Ariz.



11
KEATON MCKINNEY
Fr. • 6-5 • 220 • R/R
RHP/1B • Ankeny, Iowa



12
MAX HOGAN
Jr. • 5-10 • 195 • L/R
INF • Belton, Texas



13
JOSH ALBERIUS
R-So. • 5-11 • 180 • R/R
INF • Little Rock, Ark.




14
MATT CAMPBELL
Jr. • 6-0 • 180 • R/R
INF • Chesapeake, Va.



16
ANDREW BENINTENDI
So. • 5-10 • 180 • R/R
OF • Cincinnati, Ohio



17
LUKE BONFIELD
Fr. • 6-2 • 190 • R/R
OF • Skillman, N.J.




20
CARSON SHADDY
R-Fr. • 5-10 • 180 • R/R
C/OF • Fayetteville, Ark.

FACILITIES




21
TREY KILLIAN
Jr. • 6-3 • 200 • R/R
RHP • Mountain Home, Ark.




24
CHAD SPANBERGER
Fr. • 6-2 • 225 • L/R
C/1B • Granite City, Ill.




25
DOMINIC TACCOLINI
So. • 6-3 • 225 • R/R
RHP • Sugar Land, Texas



26
JACK BENNINGHOFF
Fr. • 5-11 • 190 • R/R
OF • Overland Park, Kan.




27
TUCKER PENNELL
Jr. • 6-2 • 200 • R/R
C • Georgetown, Texas



28
JAMES TEAGUE
So. • 6-0 • 190 • R/R
RHP • Bartlesville, Okla.



29
CULLEN GASSAWAY
Jr. • 6-2 • 215 • R/R
INF • Bedford, Texas



30
JACOB STONE
Sr. • 6-1 • 195 • R/R
RHP • Fort Worth, Texas

2014 REVIEW




32
ZACH JACKSON
So. • 6-3 • 215 • R/R
RHP • Berryhill, Okla.




33
KRISJON WILKERSON
Sr. • 6-2 • 220 • R/R
OF • Bay St. Louis, Miss.




34
PARKER SANBURN
R-Fr. • 6-1 • 195 • R/R
RHP • Kokomo, Ind.



35
JACKSON LOWERY
R-Sr. • 6-0 • 180 • R/R
RHP • Little Rock, Ark.




36
CANNON CHADWICK
So. • 6-0 • 200 • R/R
RHP • Paris, Texas



38
LANCE PHILLIPS
Sr. • 6-4 • 190 • R/R
RHP • Nacogdoches, Texas



39
KYLE PATE
Fr. • 6-1 • 185 • R/R
LHP • Fayetteville, Ark.




40
KEVIN SILKY
Fr. • 6-5 • 205 • R/R
INF • Dublin, Calif.

HISTORY



41
DARIEN SIMMS
Fr. • 5-7 • 155 • L/L
OF • Spring, Texas



44
ALEX GOSSER
So. • 6-0 • 215 • L/R
C • N. Little Rock, Ark.



48
JONAH PATTEN
Fr. • 6-3 • 195 • R/R
RHP • Indianapolis, Ind.



49
RYAN FANT
Fr. • 6-5 • 210 • R/L
LHP • Texarkana, Texas

THE UNIVERSITY



02
DAVE VAN HORN
Head Coach
13th Season




22
TONY VITELLO
Assistant Coach
2nd Season



31
DAVE JORN
Assistant Coach
19th Season



45
CHRISTIAN KOWALCHUK
Volunteer Assistant
1st Season



18
TIM CARVER
Student Assistant
2nd Season

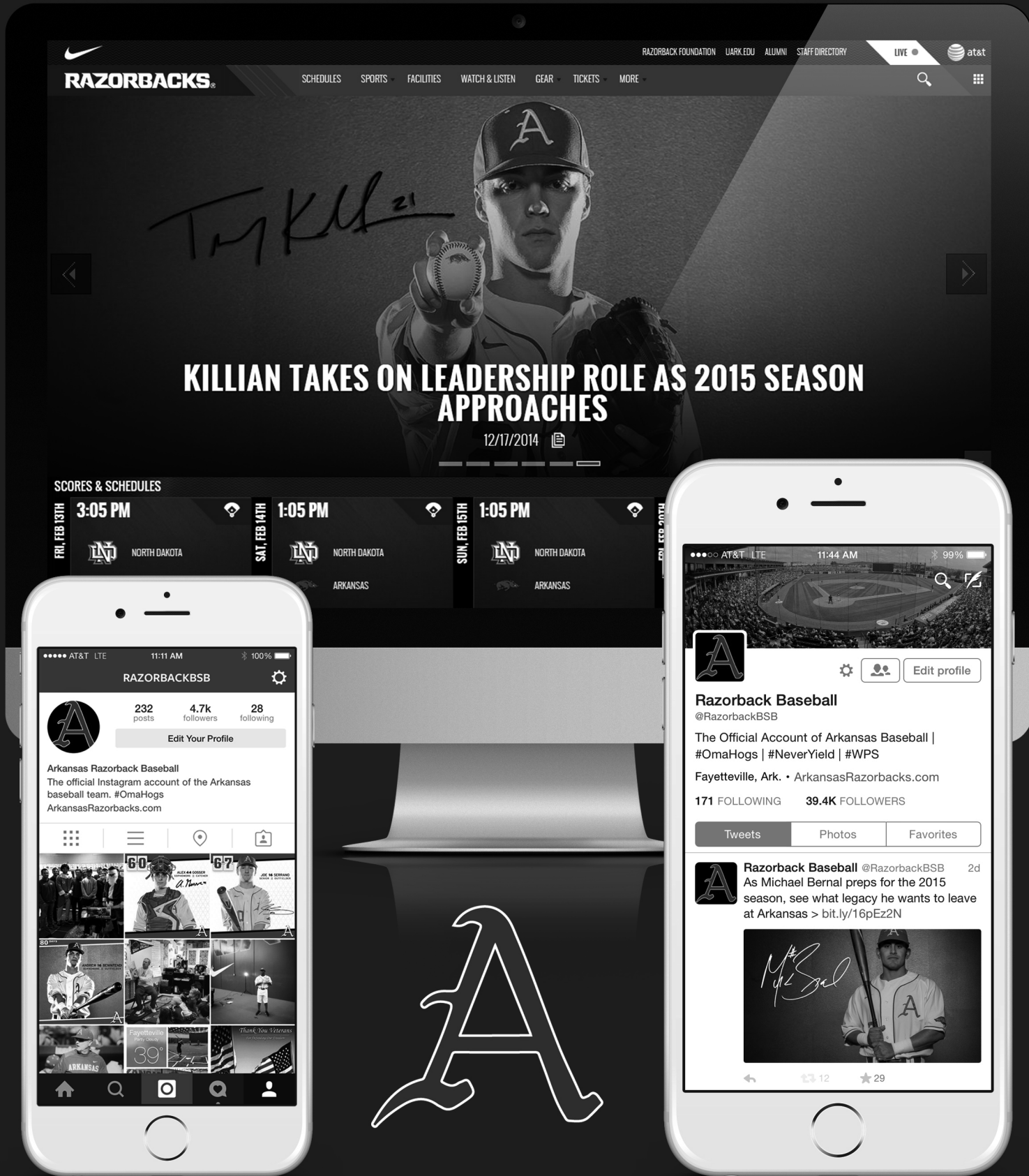


19
JAKE WISE
Student Assistant
1st Season



CLAY GOODWIN
Dir. of Operations
8th Season

ARKANSASRAZORBACKS.COM



RAZORBACKS

SCHEDULES SPORTS FACILITIES WATCH & LISTEN GEAR TICKETS MORE

RAZORBACK FOUNDATION UARK.EDU ALUMNI STAFF DIRECTORY LIVE at&t

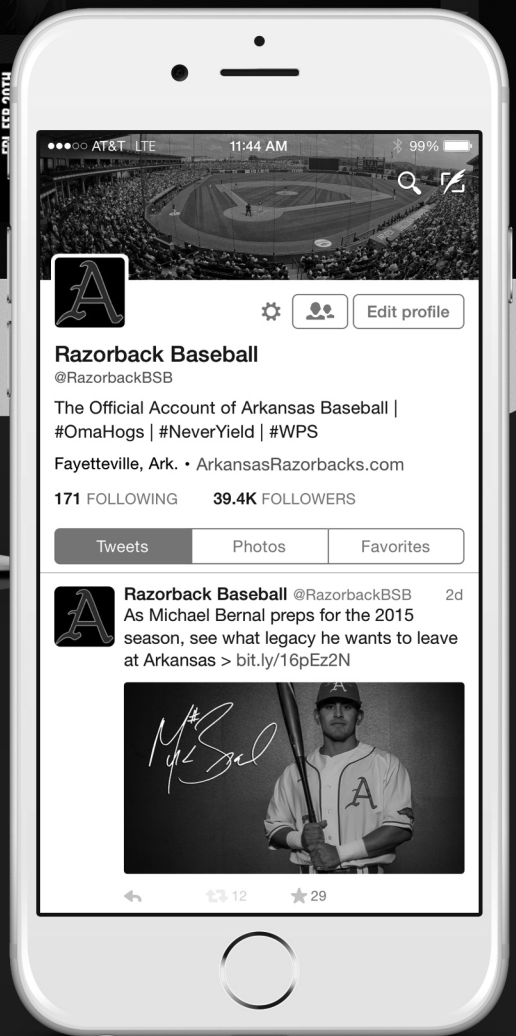


KILLIAN TAKES ON LEADERSHIP ROLE AS 2015 SEASON APPROACHES


12/17/2014

SCORES & SCHEDULES

FRI, FEB 13TH	3:05 PM	NORTH DAKOTA	ARKANSAS
SAT, FEB 14TH	1:05 PM	NORTH DAKOTA	ARKANSAS
SUN, FEB 15TH	1:05 PM	NORTH DAKOTA	ARKANSAS



#NEVERYIELD



JOSH ALBERIUS

Infielder • R/R • 5-11 • 180 • R-Sophomore
 Little Rock, Ark. • Little Rock Christian Academy

13

2014 (R-Freshman)

Appeared in 12 games and recorded a .125 batting average in 16 at bats ... Came on in relief in the SEC Tournament and produced two RBI against No. 10 Ole Miss, including a single in the 8th inning to plate the tying run and make it 8-8 in a game Arkansas trailed 6-0 ... Made his first start in the SEC Tournament against No. 8 LSU in the semifinal round ... Scored the winning run in a 4-3 walk-off victory in 10 innings against Auburn on April 15 ... Made a diving catch into the stands on March 19 that landed on SportsCenter's #SCTop10 plays of the day at No. 9 ... Made his collegiate debut in the season-opening win against Appalachian State.

2013 (Freshman)

Alberius redshirted the 2013 season.

Little Rock Christian Academy

Earned all-state recognition twice in his high school career and was a four-time all-conference honoree ... Selected to the All-Arkansas team by the Arkansas Democrat-Gazette ... Twice named to the central U.S. super regional team by the National Christian School Athletic Association ... Selected to play in the 2012 Arkansas High School Coaches Association All-Star Game ... Also played basketball, football and golf at Little Rock Christian.

Personal


Son of Randy and Lisa Alberius ... Has two brothers, Nate and Cole ... Majoring in biology.

Josh Alberius '13



Josh Alberius Career Stats

Year	Avg	GP	GS	AB	R	H	2B	3B	HR	RBI	TB	SLG%	BB	HBP	SO	GDP	OB%	SF	SH	SB	ATT	PO	A	E	FLD%
2014	.125	12	1	16	1	2	0	0	0	3	2	.125	0	0	1	2	.125	0	0	0	0	5	11	2	.889
TOTAL	.125	12	1	16	1	2	0	0	0	3	2	.125	0	0	1	2	.125	0	0	0	0	5	11	2	.889



ANDREW BENINTENDI

Outfielder • L/L • 5-10 • 180 • Sophomore
Cincinnati, Ohio • Madeira High School

16

2014 (Freshman)

Played in 61 games as a true freshman, with 60 starts in the outfield ... Hit .276 with eight doubles, 27 runs batted in and 45 runs scored ... Stayed in the top third of the lineup all season and started 27 games in the leadoff spot ... Was named to the SEC All-Freshman Team ... Led Arkansas with 17 stolen bases ... Hit first collegiate home run against Eastern Illinois (Feb. 23) ... Recorded first career three-hit game against Northwestern State (April 22), where he reached base five times and stole two bases ... Had an eight-game hitting streak during the year and recorded 20 multi-hit games and seven multi-RBI games ... Tallied five assists from the outfield and had a .992 fielding percentage.

Madeira High School

Named 2013 ACBA/Rawlings National High School Player of the Year and First Team All-American after hitting .564 with 12 home runs, 57 RBI and 38 stolen bases ... Earned Second Team All-America honors from Baseball America and MaxPreps ... Selected as the Gatorade Ohio Baseball Player of the Year following his senior season ... Twice named the Division III Player of the Year by the Cincinnati Enquirer ... Earned All-State honors three times in his high school career and was a four-time First Team All-Cincinnati Hills League honoree ... Holds the Ohio high school career record with 199 career runs scored, ranks second with 213 career hits, fifth with 166 career RBI, eighth with a .542 career batting average and 12th with 112 career stolen bases ... Also played basketball in high school, averaging 25.5 points per game in his senior season to earn Division III Co-Player of the Year from the Cincinnati Enquirer.


Personal

Son of Chris and Jill Benintendi ... Has two sisters, Olivia and Lilly ... Father played college baseball at Wittenburg ... Has not declared a major.




Andrew Benintendi Career Stats

Year	Avg	GP	GS	AB	R	H	2B	3B	HR	RBI	TB	SLG%	BB	HBP	SO	GDP	OB%	SF	SH	SB	ATT	PO	A	E	FLD%
2014	.276	61	60	225	45	62	8	1	1	27	75	.333	24	10	20	3	.368	2	7	17	21	126	5	1	.992
TOTAL	.276	61	60	225	45	62	8	1	1	27	75	.333	24	10	20	3	.368	2	7	17	21	126	5	1	.992



MICHAEL BERNAL

Infielder • R/R • 5-11 • 190 • R-Junior
 El Paso, Texas • J.M. Hanks HS • New Mexico JC

3

2014 (R-Sophomore)

Played in 60 games and started 58 contests with 50 of those at shortstop ... Hit .250 with four doubles, one triple and two home runs ... Scored 30 runs and added 18 runs batted in ... Made his Arkansas debut with a start at third base against Appalachian State in the season-opening series ... Became the first Razorback since 2012 to score three runs in a game during an 8-3 victory over Eastern Illinois (Feb. 22) ... Hit his first career home run against UNLV on April 3, a three-run home run for his first 3-RBI game of his career ... Made an appearance on SportsCenter's #SCTop10 plays of the day at No. 2 with an over the shoulder bare-handed catch in shallow centerfield at Ole Miss on May 3 ... Recorded a seven-game hitting streak during the year and added 12 multi-hit games ... Led the SEC with 18 hit by pitches ... Named to the NCAA Charlottesville Regional All-Tournament Team after recording one hit in three of the four games and reaching base in every contest.

New Mexico Junior College


Earned second team All-Conference honors as a freshman ... Played in 40 games and hit .325 with a pair of home runs and 16 RBI ... Drew more walks (27) than strikeouts (19) and ranked fourth on the team with a .458 on-base percentage.

J.M. Hanks High School

Earned All-District honors three times and was named to the All-City team twice ... Hit .427 with 25 RBI as a senior.

Personal

Son of Hector and Laura Bernal ... Has a brother, Hector, and a sister, Sabrina ... Brother was drafted by the Milwaukee Brewers in the 2006 MLB Draft ... Majoring in criminal justice.



ARKANSAS BASEBALL

2015 RAZORBACKS

FACILITIES


2014 REVIEW

HISTORY

THE UNIVERSITY

Michael Bernal Career Stats

Year	Avg	GP	GS	AB	R	H	2B	3B	HR	RBI	TB	SLG%	BB	HBP	SO	GDP	OB%	SF	SH	SB	ATT	PO	A	E	FLD%
2014	.250	60	58	180	30	45	4	1	2	18	57	.317	12	18	41	1	.357	0	3	1	2	49	164	20	.914
TOTAL	.250	60	58	180	30	45	4	1	2	18	57	.317	12	18	41	1	.357	0	3	1	2	49	164	20	.914



CLARK EAGAN

Infielder • L/R • 6-1 • 190 • Sophomore
Appleton, Wis. • Appleton North High School

9

2014 (Freshman)


Appeared in 46 games with 31 starts as a true freshman ... Hit .301 with four doubles, one triple and two home runs ... Scored 26 runs and tallied 12 runs batted in ... Was inserted into the starting lineup in the leadoff spot against Ole Miss on May 4 and responded with hits in 11 of the next 12 games, including six multi-hit games during that stretch to lead Arkansas to a 9-3 record ... Recorded his first career three-hit game at Missouri on May 15, including a two-run home run ... Capped a four-run ninth inning at Missouri on May 17 with a game-tying two-run single to force extra innings ... Had a three-hit performance in game three of the NCAA Charlottesville Regional against Bucknell (June 1), going 3-for-6 with two runs scored in a 10-0 victory.

Appleton North High School

Earned first team All-Conference and All-District honors three times in his high school career ... Selected to the USA Today All-Wisconsin Team in 2013 ... Earned first team All-State recognition as a senior and was a second team All-State selection as a junior ... Named District 4 Player of the Year following his junior and senior seasons ... Hit better than .500 as a junior and a senior, hitting .544 in his senior season and .535 in his junior campaign ... Helped his team to a third place finish in the state as a sophomore and a fifth place finish as a junior ... Also played basketball, football and volleyball in high school.


Personal

Son of David and Susan Eagan ... Has one brother, Chase ... Majoring in recreation and sport management.



Clark Eagan Career Stats

Year	Avg	GP	GS	AB	R	H	2B	3B	HR	RBI	TB	SLG%	BB	HBP	SO	GDP	OB%	SF	SH	SB	ATT	PO	A	E	FLD%
2014	.301	46	31	123	26	37	4	1	2	12	49	.398	16	7	18	2	.411	0	7	4	5	23	5	6	.824
TOTAL	.301	46	31	123	26	37	4	1	2	12	49	.398	16	7	18	2	.411	0	7	4	5	23	5	6	.824



ALEX GOSSER

Catcher • L/R • 6-0 • 215 • Sophomore
 North Little Rock, Ark. • North Little Rock HS

44

2014 (Freshman)

Planned to redshirt through the first 50 games of the season, but came on to catch in the series opener against No. 20 Texas A&M (May 9) following a series of injuries behind the plate ... Played in eight total games, starting seven of those at catcher ... Recorded hits in six of his eight games, including two multi-hit games ... Hit .320 in his brief stint with three runs batted in and four runs scored ... Tallied his first collegiate hit at Missouri on May 17, recording two hits to help fuel a four-run ninth inning and an 11-inning victory to sweep the Tigers in the final series of the regular season ... Registered six postseason hits, four of which came in the SEC Tournament, while two were against Bucknell at the NCAA Charlottesville Regional.


North Little Rock High School

Named to the USA Today All-Arkansas Team and the Arkansas Democrat-Gazette All-Arkansas Team following his senior season ... Selected to play for the East team in the 2013 Arkansas High School All-Star Game ... Earned 7A all-state honors in 2013, honorable mention all-state in 2012 and all-conference honors in 2011 and 2012 ... Also played football in high school and was an All-State selection as a junior and a senior.

Personal

Son of Bobby and Donna Gosser ... Has a brother, Trey, and a sister, McKenzie ... Majoring in kinesiology.

A. Gosser #4



Alex Gosser Career Stats

Year	Avg	GP	GS	AB	R	H	2B	3B	HR	RBI	TB	SLG%	BB	HBP	SO	GDP	OB%	SF	SH	SB	ATT	PO	A	E	FLD%
2014	.320	8	7	25	4	8	1	0	0	3	9	.360	6	0	6	0	.452	0	0	0	0	46	3	0	1.000
TOTAL	.320	8	7	25	4	8	1	0	0	3	9	.360	6	0	6	0	.452	0	0	0	0	46	3	0	1.000



ZACH JACKSON

RHP • R/R • 6-4 • 215 • Sophomore
Berryhill, Okla. • Berryhill High School

32

2014 (Freshman)

Became a premier reliever for the Razorbacks with 24 appearances, posting a 2.53 earned run average in 42.2 innings of work ... Recorded 42 strikeouts, the most of any reliever on the team, and held opponents to a .184 batting average ... Was one of five pitchers in the SEC to throw at least 3.0 innings without allowing one hit during the opening weekend ... Recorded multiple strikeouts in each of his first five relief appearances ... Allowed just one earned run in his final 13 appearances from the bullpen ... Earned one of his two saves on the year in the opening round of the SEC Tournament, tossing 3.0 scoreless innings against Texas A&M (May 20) with four strikeouts to give the Razorbacks a 4-0 victory.

Berryhill High School

Named a second team All-American by Baseball America after compiling a 13-1 record with a 0.38 ERA and striking out 147 in 72.2 innings as a senior ... Selected to the USA Today All-Oklahoma Team and The Oklahoman's first team All-State ... Named the Pitcher of the Year by the Tulsa Metro Baseball Coaches Association ... Helped his team to a state championship as a senior ... Earned first team All-Metro honors from the Tulsa World as a junior and was Tulsa World All-Metro honorable mention as a sophomore and freshman ... Finished his high school career with a 39-3 record, a 1.08 ERA and struck out 437 batters ... Also played football in high school and was named All-Conference Offensive Player of the Year as a senior ... Finished his high school career with a 4.0 GPA and was valedictorian of his class.


Personal

Son of Kevin and Gina Jackson ... Has one sister, Chelsea ... Pursuing a degree in pre-business.



Zach Jackson Career Stats

Year	ERA	W	L	App	GS	CG	SHO	CBO	SV	IP	H	R	ER	BB	SO	2B	3B	HR	BF	B/Avg	WP	HBP	BK	SFA	SHA	PO	A	E	FLD%
2014	2.53	2	3	24	2	0	0	4	2	42.2	28	17	12	21	42	6	0	3	180	.184	4	4	0	0	3	2	2	0	1.000
TOTAL	2.53	2	3	24	2	0	0	4	2	42.2	28	17	12	21	42	6	0	3	180	.184	4	4	0	0	3	2	2	0	1.000



TREY KILLIAN

RHP • R/R • 6-3 • 200 • Junior
Mountain Home, Ark. • Mountain Home HS

21

2014 (Sophomore)

Made 14 starts and recorded a 2.30 earned run average in 94.0 innings of work ... Held opponents to a .222 batting average against and finished with a 0.98 WHIP to finish 32nd nationally ... Tallied an SEC-leading four complete games and pitched into the seventh inning in nine of his 14 starts ... Allowed two earned runs or less in 10 starts ... Recorded all four of his complete games against SEC teams that advanced to the NCAA Tournament ... Notched a season-high nine strikeouts in his final start of the regular season in just 6.0 innings of work at Missouri (May 15) ... Tossed a complete-game four-hitter with seven strikeouts against Alabama (March 22) to earn SEC Pitcher of the Week honors ... Allowed a season-best two hits against No. 20 Texas A&M (May 9), lasting 8.0 innings and recording seven strikeouts ... Did not make an error in the field, recording seven putouts and adding 11 assists.

2013 (Freshman)

Pitched in 16 games, including five starts, and had a 3-3 record with a 3.19 ERA ... Held opponents to a .164 batting average, allowing 21 hits in 36.2 innings ... Named the 47th-best prospect in the freshman class by Baseball America ... Made his collegiate debut in the season opener against Western Illinois (Feb. 15) and retired all nine batters he faced with one strikeout ... Started the series finale against Evansville (Feb. 24) and earned his first collegiate win, allowing two unearned runs on two hits with five strikeouts in 4.2 innings ... Retired the first 12 batters he faced in his start against the Purple Aces ... Combining his first two appearances, retired the first 21 batters he faced in his collegiate career ... Turned in a quality start against Arizona State (March 2), but took the loss after allowing two runs on four hits and striking out nine in 6.1 innings ... Retired 16 straight batters during his start against the Sun Devils ... Improved record to 2-0 with a win in game three against San Diego State (March 9), throwing seven no-hit innings with seven strikeouts ... Retired the first 17 Aztec batters he faced and carried a perfect game until two outs in the sixth inning ... Only allowed two batters to reach during his outing ... Named SEC Freshman of the Week following his performance against the Aztecs ... Picked up third win of the season in series finale at South Carolina (March 24), striking out the only batter he faced in the bottom of the 10th inning ... Worked two scoreless innings out of the bullpen with one strikeout in series opener against Mississippi Valley State (March 26) ... Tossed 2.1 innings in game one of the doubleheader against New Mexico (April 9), allowing an unearned run on no hits and striking out two ... Struck out one and retired both batters he faced in series opener against No. 2 LSU (April 12) ... Tossed 1.2 shutout innings against Missouri State (April 30), striking out two and giving up one hit ... Threw 0.2 scoreless innings in SEC Tournament game against LSU (May 25) and had one strikeout.

Mountain Home High School

Ranked as the top prospect in the state of Arkansas and the 117th-best prospect in the country in the class of 2012 by Perfect Game ... Named a 2012 third-team Rawlings high school preseason All-American ... Selected as the 2012 Arkansas Gatorade Player of the Year ... Named to the All-Arkansas team by the Arkansas Democrat-Gazette ... Three-time all-state and all-conference selection ... Named to the all-state tournament team as a senior ... Went 8-1 with a 0.88 ERA and 138 strikeouts as a senior ... Played in the 2011 Under Armour All-American Game at Wrigley Field ... Helped his team to the state quarterfinals as a sophomore and a senior and the state semifinals as a junior ... Also was a four-year starter for the Mountain Home basketball team.

Personal


Son of Robin and Barbara Killian ... Has three sisters, Alyssa, Kayla and Tyra McGowen and one brother, Preston O'Brien ... Majoring in recreation and sport management.

Trey Killian 21



Trey Killian Career Stats

Year	ERA	W	L	App	GS	CG	SHO	CBO	SV	IP	H	R	ER	BB	SO	2B	3B	HR	BF	B/Avg	WP	HBP	BK	SFA	SHA	PO	A	E	FLD%
2013	3.19	3	3	16	5	0	0	1	0	36.2	21	17	13	12	34	3	0	2	148	.164	2	5	0	2	1	3	4	1	.875
2014	2.30	4	9	14	14	4	0	1	0	94.0	74	31	24	18	62	10	0	4	361	.222	1	3	1	2	4	7	11	0	1.000
TOTAL	2.55	7	12	30	19	4	0	2	0	130.2	95	48	37	30	96	13	0	6	509	.206	3	8	1	4	5	10	15	1	.962



JACKSON LOWERY

RHP • R/R • 6-0 • 180 • R-Senior
 Little Rock, Ark. • Pulaski Academy • Meridian CC

35

2014 (R-Junior)

Made 20 appearances and posted a 1-1 record with a 4.04 earned run average ... Recorded 35 strikeouts in 35.2 innings of work and held opponents to a .216 batting average ... gave up just five extra base hits on the year ... Was the only Razorback pitcher to make multiple appearances during the season-opening series ... Worked 3.1 innings in relief against Northwestern State to earn his first win of the season ... Recorded his lone save against Bucknell in the NCAA Charlottesville Regional with 4.0 hitless innings for his longest outing of the year.

2013 (Junior)

Lowery redshirted the 2013 season.

Meridian Community College

Pitched in 13 games and had a 2-3 record with two saves and a 4.03 ERA ... Averaged more than one strikeout per inning, fanning 30 in 22.1 innings.

University of Central Arkansas

Appeared in 15 games, all in relief, and posted a 1-1 record with 4.66 ERA ... Struck out 13 in 19.1 innings.

Pulaski Academy

Earned all-conference honors twice in his high school career ... Helped Pulaski Academy to a conference championship as a senior ... Also played football in high school and helped the Bruins to a state championship as a junior.

Personal

Son of Dr. Curtis and Ellen Lowery ... Has two brothers, Trey and Peter ... Majoring in marketing.

J. Lowery 35



ARKANSAS BASEBALL

2015 RAZORBACKS

FACILITIES


2014 REVIEW

HISTORY

THE UNIVERSITY

Jackson Lowery Career Stats

Year	ERA	W	L	App	GS	CG	SHO	CBO	SV	IP	H	R	ER	BB	SO	2B	3B	HR	BF	B/Avg	WP	HBP	BK	SFA	SHA	PO	A	E	FLD%
2014	4.04	1	1	20	0	0	0	4	1	35.2	29	18	16	13	35	2	2	1	159	.216	3	8	2	0	3	1	5	0	1.000
TOTAL	4.04	1	1	20	0	0	0	4	1	35.2	29	18	16	13	35	2	2	1	159	.216	3	8	2	0	3	1	5	0	1.000



BRETT MCAFEE

Infielder • R/R • 6-0 • 195 • R-Junior
 Longview, Texas • Pine Tree HS • Panola JC

5

2014 (Medical Redshirt)

Saw limited action after the first month of the season due to injury and was granted a medical redshirt by the NCAA ... Appeared in 15 games with 14 starts at shortstop ... Hit .277 with four doubles, nine runs batted in and three runs scored ... Posted a pair of hits and two RBI in the opening game of the season ... Recorded three multi-hit games and a trio of multi-RBI contests during his shortened year.

2013 (Sophomore)

Played in 50 games, 47 as a starter, and hit .263 with one home run and 18 RBI ... Defensively, only committed one error in 70 chances in conference games ... Finished the season with 12 multi-hit games ... Selected as the top transfer in the SEC by Perfect Game in its conference preview ... Played in all three games, including two starts, in the Western Illinois (Feb. 15-17) series and had one hit with two RBI ... Started both games of the twin bill against New Orleans (Feb. 19) and had two hits and two RBI in the first game of the doubleheader ... Hit .300 (3-for-10) in the series against Evansville (Feb. 22-24) and scored one run ... Had a pair of hits in the series finale against the Purple Aces ... Went 5-for-11 with one RBI and two stolen bases during the Coca-Cola Classic (Feb. 28-March 3) ... Had a pair of two-hit games during the tournament ... Drove in four runs and went 5-for-13 at the plate in the NCAA Manhattan Regional (May 31-June 2) ... Had two hits in the win against Wichita State and recorded a pair of hits with three RBI in the victory against Bryant ... Selected to the NCAA Manhattan Regional All-Tournament Team.

Panola Junior College

Hit .291 with a home run, five doubles and seven RBI in 16 games played ... Missed most of the season with an injury.

Pine Tree High School

Ranked as the 489th-best prospect nationally and the 54th-best prospect in the state of Texas in the class of 2011 by Perfect Game ... Hit at least .450 in each season ... As a junior, hit .453 with two home runs, 10 doubles and 21 RBI ... Went 25-for-26 in stolen base attempts ... Set career highs in both RBI and stolen bases as a junior.

In the Draft

2012: Tampa Bay Rays, 36th round (1,112 overall)

2011: Tampa Bay Rays, 16th round (510 overall)

Personal

Son of Shawn and Karen McAfee ... Has two brothers, Hayden and Ryan ... Majoring in kinesiology.



B. McAfee

ARKANSAS BASEBALL

2015 RAZORBACKS

FACILITIES


2014 REVIEW

HISTORY

THE UNIVERSITY

Brett McAfee Career Stats

Year	Avg	GP	GS	AB	R	H	2B	3B	HR	RBI	TB	SLG%	BB	HBP	SO	GDP	OB%	SF	SH	SB	ATT	PO	A	E	FLD%
2013	.263	50	47	156	14	41	6	2	1	18	54	.346	12	3	36	2	.322	3	7	6	8	55	146	11	.948
2014	.277	15	14	47	3	13	4	0	0	9	17	.362	4	2	7	0	.339	3	0	0	0	18	38	4	.933
TOTAL	.266	65	61	203	17	54	10	2	1	27	71	.350	16	5	43	2	.326	6	7	6	8	73	184	15	.945



LANCE PHILLIPS

RHP • R/R • 6-4 • 190 • Senior
 Nacogdoches, Texas • Heights Central HS • Bossier Parish CC

38

2014 (Junior)

Appeared in three games from the bullpen, recording a 6.00 earned run average with no record in 3.0 innings of work ... Worked one hitless inning with one strikeout in the season-opening victory over Appalachian State (Feb. 14) ... Tossed 1.0 inning against Eastern Illinois (Feb. 21), allowing two hits and one earned run ... Made final appearance of the year on against Northwestern State (April 23), lasting 1.0 inning and giving up one run on one hit, while striking out two.

Bossier Parish Community College


Pitched in nine games as a sophomore and had a 0-1 record with a 4.38 ERA ... Averaged more than one strikeout per inning, fanning 13 in 12.1 innings ... Appeared in six games as a freshman and had a 0-0 record with a 6.75 ERA in 6.2 innings.

Central Heights High School

Earned All-District honors three times in his high school career ... Selected first team All-District as a senior and a junior and second team All-District as a sophomore ... Helped his team to a state runner-up finish as a senior.

Personal

Son of Charles and Pamela Phillips ... Has one brother, Alex, and one sister, Lauren ... Cousin Dane was a member of the Arkansas baseball team in the fall of 2011 and is currently in the San Diego Padres organization ... Majoring in general business.



ARKANSAS BASEBALL

2015 RAZORBACKS

FACILITIES


2014 REVIEW

HISTORY

THE UNIVERSITY

Lance Phillips Career Stats

Year	ERA	W	L	App	GS	CG	SHO	CBO	SV	IP	H	R	ER	BB	SO	2B	3B	HR	BF	B/Avg	WP	HBP	BK	SFA	SHA	PO	A	E	FLD%
2014	6.00	0	0	3	0	0	0	0	0	3.0	3	3	2	1	3	3	0	0	15	.231	0	1	0	0	0	0	0	0	.000
TOTAL	6.00	0	0	3	0	0	0	0	0	3.0	3	3	2	1	3	3	0	0	15	.231	0	1	0	0	0	0	0	0	.000



JOE SERRANO

Outfielder • R/R • 6-0 • 195 • Senior
Tucson, Ariz. • Salpointe Catholic High School

10

2014 (Junior)

Appeared in 61 games and made 60 starts in the outfield and at designated hitter during the 2014 season ... Finished second on the team with a .289 batting average ... Recorded 66 hits, including 14 doubles and 22 runs batted in ... Scored 35 runs and had a .366 on base percentage ... Led the team with 21 multi-hit games ... Tallied three-hit performances in SEC action against Mississippi State (March 29), Auburn (April 26), Ole Miss (May 4) and Missouri (May 16) ... Had a season-best four-RBI against South Alabama (Feb. 28), including three doubles and two runs scored ... Scored a season-high three runs against Ole Miss (May 23) in the third round of the SEC Tournament ... Tallied seven sacrifice hits and recorded two assists from the outfield.

2013 (Sophomore)

Played in 52 games, including 50 starts, and hit .295 with a home run and 18 RBI ... Set an Arkansas single-season record with 15 sacrifice bunts and his 21 career sacrifice bunts are the fourth most in school history ... Ranked second on the team with nine doubles ... Had 20 multi-hit games, which was the second-highest total on the team ... Finished second on the team with a .312 batting average in conference play and drove in five runs ... Started the final two games in the series against Western Illinois (Feb. 15-17) and went 4-for-7 with two RBI and two runs scored ... Tied a career high with three hits in the series finale against the Leathernecks ... Had one hit and scored two runs in the first game of the doubleheader against New Orleans (Feb. 19) ... Reached base four times in the series finale against Evansville (Feb. 24), going 2-for-3 at the plate and drawing two walks with one RBI and two runs scored ... Hit the first home run of his collegiate career in game two against San Diego State (March 8), a walk-off solo home run with two outs in the ninth inning to give the Razorbacks a 4-3 victory ... Had a pair of hits, scored two runs and drove in one run in the series finale against Alabama A&M (March 13) ... Hit .462 (6-for-13) with a pair of doubles and three runs scored in series victory at Alabama (April 4-6) ... Had a pair of hits in each game against the Crimson Tide ... Went 4-for-12 in the SEC Tournament (May 22-25) with a pair of RBI, one run scored and a stolen base ... Hit .412 (7-for-17) with four runs scored in the NCAA Manhattan Regional (May 31-June 2) ... Had multiple hits in the final three games of the regional, including a three-hit game in the Razorbacks' victory over Bryant.

2012 (Freshman)

Played in 33 games, including 17 starts, and hit .333 with seven RBI ... Named to the SEC First-Year Academic Honor Roll ... Made his collegiate debut against Villanova (Feb. 17-19), playing in all three games of the series and scoring one run in the series finale ... Recorded his first collegiate hit and stolen base in the series finale against Northwestern State (Feb. 22) ... Entered as a pinch hitter against Texas (March 4) at the Houston College Classic and reached base in all three plate appearances, recording a pair of hits, his first collegiate RBI and a walk ... Had a pair of hits and drove in one run in series finale against Binghamton (March 10) ... Was Arkansas' top performer in the NCAA Tournament, hitting .444 (12-for-27) with a pair of RBI ... Earned a start in a pair of games in the Houston Regional (June 1-3) and went 4-for-7 with one RBI and one run scored ... Set a new season high with three hits and drove in one run in the regional final against Sam Houston State ... Named to the Houston Regional All-Tournament Team ... Hit .429 (3-for-7) with his first collegiate triple and a pair of runs scored in the Waco Super Regional at No. 4 Baylor (June 9-11) ... Started all four games in the College World Series and hit .385 (5-for-13) with one RBI ... Had at least one hit in three of the Razorbacks' four CWS games, including a three-hit performance in Arkansas' win over Kent State (June 16).

Summer Baseball

2012: Played for the Wisconsin Woodchucks of the Northwoods League ... Finished the summer with a .302 batting average, a home run and 12 RBI ... Also added six stolen bases.

Salpointe Catholic High School

Ranked 331st nationally in the class of 2011 by Perfect Game ... Named a 2011 first-team Louisville Slugger High School All-American ... Earned Southern Region Player of the Year and Chris Moon 4A-5A Player of the Year honors in 2011 ... Finished his senior season with a .541 batting average with 11 home runs, 69 RBI and 13 stolen bases ... Played for the Cincinnati Reds in the 2010 Area Code Games.

In the Draft

2011: Cincinnati Reds, 12th round (375th overall)


Personal

Son of Nathan and Chris Serrano ... Has a sister, Audrey ... Majoring in recreation and sport management.



Joe Serrano Career Stats

Year	Avg	GP	GS	AB	R	H	2B	3B	HR	RBI	TB	SLG%	BB	HBP	SO	GDP	OB%	SF	SH	SB	ATT	PO	A	E	FLD%
2012	.333	33	17	69	13	23	1	1	0	7	26	.377	6	2	11	0	.403	0	6	4	5	13	0	0	1.000
2013	.295	52	50	193	34	57	9	0	1	18	69	.358	12	4	27	3	.344	3	15	3	6	19	0	1	.950
2014	.289	61	60	228	35	66	14	0	0	22	80	.351	29	2	38	3	.366	6	7	8	8	107	2	4	.965
TOTAL	.298	146	127	490	82	146	24	1	1	47	175	.357	47	8	76	6	.363	9	28	15	19	139	2	5	.966



TYLER SPOON

Outfielder • R/R • 5-11 • 190 • R-Junior
 Van Buren, Ark. • Van Buren High School

8

2014 (Redshirt Sophomore)

Played and started in 64 games in the outfield for the Razorbacks in 2014 ... Selected as a team captain ... Hit .256 with 12 doubles, two triples and three home runs ... Drove in 37 runs and recorded a .350 on base percentage ... Recorded 11 assists from the outfield and did not commit an error in 156 chances ... Tallied three-hit games against San Francisco (March 7) and Mississippi Valley State (March 25) ... Drove in a season-high four runs against Alabama (March 21) with a grand slam to erase a three-run deficit and give Arkansas a fourth-inning lead ... Recorded 13 multi-hit games, nine multi-RBI games and had a seven-game hitting streak during the year ... Named to the SEC Baseball Community Service Team ... Was selected in the 36th round of the 2014 Major League Baseball First-Year Player Draft by the Oakland Athletics with the 1092nd overall pick.

2013 (Redshirt Freshman)

Started all 61 games and hit .288 with four home runs and a team-high 49 RBI ... Tied for the team high with 68 hits and was third on the team with seven stolen bases ... Finished second on the team with 11 multi-RBI games and fourth with 17 multi-hit games ... Ranked eighth in the SEC in RBI ... Defensively, only made one error in 112 chances and had six outfield assists ... Started the season on a 16-game hitting streak and reached base safely in the first 20 games of the season ... Made his collegiate debut in the series against Western Illinois (Feb. 15-17), starting all three games of the series and hitting .500 (5-for-10) with three RBI and three runs scored ... Had three hits with two RBI and two runs scored in the series finale against the Leathernecks ... Started both games of the doubleheader against New Orleans and went 3-for-8 with a home run, three RBI and two runs scored ... Hit the first home run of his collegiate career and drove in three runs in the first game of the twin bill ... Drove in seven runs and had at least one hit in each game of the series against Evansville (Feb. 22-24), extending his hitting streak to eight games ... Broke a 1-1 tie with an eighth-inning grand slam in the second game against the Purple Aces ... Extended his hitting streak to 12 games with at least one hit in each game of the Coca-Cola Classic (Feb. 28-March 3) ... Hit .438 (7-for-16) during the tournament with two RBI and two stolen bases ... Batted .467 (7-for-15) with a home run and three RBI in the three-game series against San Diego State (March 7-9) ... Extended his hitting streak to 16 games with at least one hit in each game against the Aztecs ... Hit third home run of the season and went 3-for-4 with two RBI and two runs scored in game three against SDSU ... Had three hits and drove in a season-high five runs in series-opening win at South Carolina (3.22) ... Went 5-for-12 with three runs scored and one RBI in series against No. 15 Mississippi State (March 29-31) ... Had at least one hit in each game of the series and had two multi-hit games ... Named SEC Freshman of the Week after his performance against the Bulldogs ... Reached base five times during the series against Tennessee (May 10-12), posting a .417 on-base percentage and finished the series with one RBI and two runs scored ... Went 5-for-12 with two RBI in the SEC Tournament (May 22-25) ... Had at least one hit in each game of the tournament, including a three-hit performance in the victory over No. 2 LSU ... Selected to the SEC All-Tournament Team ... Drove in four runs and hit .294 (5-for-17) in the NCAA Manhattan Regional (May 31-June 2) ... Had a pair of hits and two RBI in victories against Wichita State and Bryant ... Named to the NCAA Manhattan Regional All-Tournament Team.

2012 (Freshman)

Spoon redshirted the 2012 season.

Summer Baseball

2012: Played for the Anchorage Glacier Pilots in the Alaska Baseball League ... Hit .283 with a team-leading 10 home runs and 33 RBI ... Also led the team with 54 hits and tied for the team high with 11 doubles ... Ranked as the No. 2 prospect in the Alaska Baseball League by Perfect Game and the No. 5 prospect by Baseball America.

Van Buren High School


Twice named to the Arkansas Democrat-Gazette All-Arkansas team ... Earned all-state honors as a junior and helped his team to the 7A state championship game ... Named to the 7A all-state tournament team ... Selected to play for the East team in the 2011 Arkansas High School All-Star Game ... Was teammates with former Razorback pitcher Brandon Moore ... Also played basketball and football in high school.

In the Draft

2014: Oakland Athletics, 36th round (1,092 overall)

Personal

Son of Rick and Robbie Spoon ... Has one sister, Danielle ... Majoring in recreation and sport management.



ARKANSAS BASEBALL

2015 RAZORBACKS

FACILITIES


2014 REVIEW

HISTORY

THE UNIVERSITY

Tyler Spoon Career Stats

Year	Avg	GP	GS	AB	R	H	2B	3B	HR	RBI	TB	SLG%	BB	HBP	SO	GDP	OB%	SF	SH	SB	ATT	PO	A	E	FLD%
2013	.288	61	61	236	28	68	7	0	4	49	87	.369	21	5	25	3	.351	6	4	7	10	105	6	1	.991
2014	.256	64	64	234	39	60	12	2	3	37	85	.363	29	7	37	9	.350	4	5	5	7	145	11	0	1.000
TOTAL	.272	125	125	470	67	128	19	2	7	86	172	.366	50	12	62	12	.351	10	9	12	17	250	17	1	.996



JACOB STONE

RHP • R/R • 6-1 • 195 • Senior
 Fort Worth, Texas • Boswell HS • Weatherford JC

30

2014 (Junior)

Became a dominant reliever for the Razorbacks in 2014, making 24 appearances and posting a 4-0 record with four saves ... Recorded 31 strikeouts and allowed just four extra base hits in 38.1 innings of work ... Earned a win in his Arkansas debut after pitching a perfect seventh inning with one strikeout in the season-opening series against Appalachian State (Feb. 16) ... Did not allow an earned run in his first nine appearances of the year, and gave up just one earned run over his first 17 outings ... Earned his first SEC victory at Florida (March 16), lasting 3.0 innings and giving up just one hit and adding three strikeouts ... Turned into the primary closer over the final two weeks of the season and earned saves in three of Arkansas' final four wins of the year ... Posted two saves against Ole Miss in the SEC Tournament and picked up another save against Liberty in the NCAA Charlottesville Regional after working a perfect inning.

Weatherford Junior College

Earned second team All-Conference honors and was named a Junior College All-Star after compiling a 5-2 record with one save and a 1.83 ERA as a freshman ... Went 4-2 with a 4.05 ERA in 13 appearances as a sophomore.

Boswell High School

Named to All-District team three times in his high school career ... Earned district pitcher of the year honors as a senior ... Also was an outfielder in high school and was named defensive MVP of his team as a junior ... Posted a 9-1 record with a 1.22 ERA and 105 strikeouts as a junior ... Hit over .300 each year of his high school career ... Also played basketball and football in high school.

Personal


Son of Craig and Cheryl Stone ... Has two brothers, Justin and Josh ... Majoring in sociology.



J Stone 30

Jacob Stone Career Stats

Year	ERA	W	L	App	GS	CG	SHO	CBO	SV	IP	H	R	ER	BB	SO	2B	3B	HR	BF	B/Avg	WP	HBP	BK	SFA	SHA	PO	A	E	FLD%
2014	0.94	4	0	24	0	0	0	1	4	38.1	16	8	4	13	31	3	0	1	149	.132	2	9	0	1	5	4	10	2	.875
TOTAL	0.94	4	0	24	0	0	0	1	4	38.1	16	8	4	13	31	3	0	1	149	.132	2	9	0	1	5	4	10	2	.875



DOMINIC TACCOLINI

RHP • R/R • 6-3 • 215 • Sophomore
 Sugar Land, Texas • Kempner High School

25

2014 (Freshman)

Appeared in 17 games and made three starts, posting a 2-0 record and 4.94 earned run average ... Recorded 20 strikeouts in 31.0 innings of work and held opponents to a .240 batting average ... Earned his first win against Northwestern State (April 23), working 2.0 scoreless innings with three strikeouts ... Picked up a win over Missouri State (April 29) in 2.0 hitless innings with two strikeouts ... Had a stellar outing in relief against No. 3 Virginia (May 31) in the NCAA Charlottesville Regional, working a season-long 4.2 innings and allowing just two hits, while striking out four.

I.H. Kempner High School

Earned All-District honors as a senior after going 6-2 on the mound and hitting .390 with eight home runs at the plate ... Played for Team USA 18U National Team in the fall and helped the team to the gold medal in the IBAF 18U Baseball World Championship ... Earned All-State honors as a junior and was named first team all-greater Houston ... Named All-District as a sophomore ... Posted a 9-1 record with a 0.58 ERA and 101 strikeouts as a junior ... Also hit .323 with five home runs and 34 RBI in his junior season ... Also played football in high school.


Personal

Son of Robert and Rose Taccolini ... Has two brothers, Andy and Tony ... Majoring in geology.



Dominic Taccolini Career Stats

Year	ERA	W	L	App	GS	CG	SHO	CBO	SV	IP	H	R	ER	BB	SO	2B	3B	HR	BF	B/Avg	WP	HBP	BK	SFA	SHA	PO	A	E	FLD%
2014	4.94	2	0	17	3	0	0	1	0	31.0	29	19	17	12	20	4	0	1	142	.240	3	8	1	1	0	1	5	0	1.000
TOTAL	4.94	2	0	17	3	0	0	1	0	31.0	29	19	17	12	20	4	0	1	142	.240	3	8	1	1	0	1	5	0	1.000



JAMES TEAGUE

RHP • R/R • 6-0 • 190 • Sophomore
 Bartlesville, Okla. • Bartlesville High School

28

2014 (Freshman)

Appeared in eight games and made one start for the Razorbacks in 2014 ... Posted a 1-0 record and 4.86 earned run average ... Recorded 11 strikeouts and walked five in 16.2 innings of work ... Made collegiate debut in 1.0 scoreless inning against South Alabama (Feb. 28), allowing one hit and striking out one ... Pitched 2.0 hitless innings with two strikeouts against Grambling State (March 18) ... Earned first collegiate win against Mississippi Valley State (March 25) with 4.0 innings in his first start ... Worked a career-long 4.2 innings in relief against No. 8 Ole Miss (May 23) in the SEC Tournament, allowing three hits and two runs ... Worked 1.0 inning against No. 3 Virginia in the NCAA Charlottesville Regional.

Bartlesville High School

Earned first team All-State and All-Metro honors after posting a 9-1 record with a 1.05 ERA and 111 strikeouts in 52.2 innings as a senior ... Selected to play for the North All-Stars in the Oklahoma All-Star Game ... Pitched in 13 games as a sophomore and went 3-2 with a 2.90 ERA ... Compiled a 1-2 record with a 3.46 ERA in his freshman season.


Personal

Son of Robert Teague and Keith and Christy McPhail ... Has three brothers, Blake McPhail, Parker McPhail and the late Tyler Teague, and three sisters, Grace McPhail, Madison McPhail and Mary Beth Teague ... Majoring in recreation and sport management.



James Teague Career Stats

Year	ERA	W	L	App	GS	CG	SHO	CBO	SV	IP	H	R	ER	BB	SO	2B	3B	HR	BF	B/Avg	WP	HBP	BK	SFA	SHA	PO	A	E	FLD%
2014	4.86	1	0	8	1	0	0	0	0	16.2	14	9	9	5	11	1	0	0	70	.230	0	2	1	0	2	3	5	0	1.000
TOTAL	4.86	1	0	8	1	0	0	0	0	16.2	14	9	9	5	11	1	0	0	70	.230	0	2	1	0	2	3	5	0	1.000



BOBBY WERNES

Infielder • R/R • 6-3 • 200 • Junior
 Overland Park, Kan. • Blue Valley West HS • Neosho CC

7

2014 (Sophomore)

Appeared in 56 games and made 55 starts for the Razorbacks at third base during the 2014 season ... Hit .217 with one double, 18 runs batted in and 18 runs scored ... Recorded three hits, one RBI and one run scored against Alabama (March 21) ... Posted a three-hit performance at No. 10 Ole Miss (May 4) in the series finale, going 3-for-5 with three runs batted in ... Registered 10 multi-hit games, posted a six-game hitting streak during the year and had a 12-game reached base safely streak.

Neosho Community College


Earned first team All-Conference and second team All-Region honors as a freshman after hitting .375 with 34 RBI ... Helped his team to the JUCO College World Series where it finished fifth.

Blue Valley West High School

Earned All-EKL conference honors as a junior and a senior ... Helped his team to a state runner-up finish as a junior and a senior ... Also played basketball and soccer in high school.

Personal

Son of Jeff and Nance Wernes ... Has one sister, Katie ... Pursuing a degree in recreation and sport management.



Bobby W

ARKANSAS BASEBALL

2015 RAZORBACKS

FACILITIES

2014 REVIEW

HISTORY

THE UNIVERSITY

Bobby Wernes Career Stats

Year	Avg	GP	GS	AB	R	H	2B	3B	HR	RBI	TB	SLG%	BB	HBP	SO	GDP	OB%	SF	SH	SB	ATT	PO	A	E	FLD%
2014	.217	56	55	175	18	38	1	0	0	18	39	.223	20	6	36	4	.317	1	7	1	4	27	120	8	.948
TOTAL	.217	56	55	175	18	38	1	0	0	18	39	.223	20	6	36	4	.317	1	7	1	4	27	120	8	.948



KRISJON WILKERSON

Outfielder • R/R • 6-2 • 220 • Senior
Bay St. Louis, Miss. • St. Stanislaus HS • Pearl River CC

33

2014 (Junior)

Appeared in 37 games and made 29 starts at designated hitter for the Razorbacks in 2014 ... Hit .257 with three doubles, one triple and two home runs ... Had a .347 on base percentage and scored 17 runs ... Started all three games of a season-opening sweep of Appalachian State and was 3-for-5 with two RBI and one home run ... Led Arkansas and ranked 10th in the SEC with a .818 slugging percentage after the season-opening weekend ... Saw action in all five SEC Tournament games and recorded an RBI double and two runs scored in a comeback win against Ole Miss (May 23) ... Registered two hits and three RBI in the NCAA Charlottesville Regional, including a home run against No. 3 Virginia (June 1).

Pearl River Community College

Named a JUCO All-American after hitting .341 with 11 home runs and 58 RBI as a sophomore ... Ranked in the top 10 nationally in home runs and RBI ... Helped his team to a second place finish in the region and a 41-14 record ... Hit .268 with seven RBI in his freshman season.

St. Stanislaus High School

Earned All-State honors as a senior and helped his team to a state championship ... Selected to play in the Mississippi All-Star Game ... Also played football in high school, leading the nation with 2,114 receiving yards in 2009, and helping his team to a state title.


Personal

Has a brother, Garrett, and a sister, Morgan ... Majoring in biology.



Krisjon Wilkerson Career Stats

Year	Avg	GP	GS	AB	R	H	2B	3B	HR	RBI	TB	SLG%	BB	HBP	SO	GDP	OB%	SF	SH	SB	ATT	PO	A	E	FLD%
2014	.257	37	29	101	17	26	3	1	2	14	37	.366	8	7	34	2	.347	2	3	1	1	1	0	0	1.000
TOTAL	.257	37	29	101	17	26	3	1	2	14	37	.366	8	7	34	2	.347	2	3	1	1	1	0	0	1.000



JACK BENNINGHOFF

Outfielder • R/R • 5-11 • 190 • Fr.
Overland Park, Kan. • Rockhurst HS **26**

Rockhurst High School (KS)

Ranked as the 220th-best recruit nationally and the fourth-best recruit in the state of Kansas according to Perfect Game ... Named to the 2014 Central All-Region first team ... Earned 2014 Under Armour Preseason All-American honors ... Named a 2013 third team preseason high school underclassmen All-American by Perfect Game ... Earned honorable mention All-State honors after hitting .388 with two home runs and 22 RBI as a sophomore ... Attended the 2013 Perfect Game National Showcase ... Coached by Jim DeGraw at Rockhurst High School ... Played his summer baseball with Building Champions, coached by Jeremy Jones ... Also played football in high school.

Personal

Son of Daniel and Janelle Benninghoff ... Has three siblings, sister Jessica, brothers Tyler and Thomas ... Mother Janelle played softball at the University of Kansas ... Father Daniel played baseball at the University of Kansas ... Majoring in business and finance.



LUKE BONFIELD

Outfielder • R/R • 6-2 • 190 • Fr.
Skillman, N.J. • IMG Academy **17**

IMG Academy (FL)

Ranked as the 57th-best recruit nationally and the third-best recruit in the state of New Jersey according to Perfect Game ... Named a Perfect Game Preseason First Team All-American in 2014 ... Named Northeast All-Region first team ... Named to the Perfect Game Florida All-State Team in 2014 and a Perfect Game state of Florida top hitter in 2014 ... Hit .379 with three home runs and 19 RBI in 2014 in 24 games played ... Ranked 187th nationally and a top five prospect who got away in the 2014 MLB Draft by Baseball America ... Ranked as a top five college summer league player and ranked No. 2 top prospect in 2014 by FCBL.

Immaculata High School (NJ)


Named a 2012 and 2013 honorable mention preseason high school underclassmen All-American by Perfect Game ... Earned second team All-Area honors from The Courier News and was named first team All-Somerset County in 2013 ... Finished his junior season with a .431 batting average, five home runs and 35 RBI ... Selected to the All-Tournament Team at the 2013 WWBA Tournament in Jupiter, Fla. ... Named All-County/Conference second team ... Hit .365 with 18 RBI and three home runs in 2012 ... Hit .431 with five home runs and 35 RBI in 2013 ... Attended the 2013 Perfect Game National Showcase ... Played his summer baseball with the Atlanta Blue Jays, coached by Anthony Dye.

In the Draft

2014: New York Mets, 21st round (625 overall)

Personal

Son of Dave and Susan Bonfield ... Has one sister, Caroline ... Majoring in business.



MATT CAMPBELL

Infielder • R/R • 6-0 • 180 • Jr.
Chesapeake, Va. • Hickory HS • McLennan CC **14**

McLennan Community College (2014)

Played for the Highlanders under head coach Mitch Thompson during the 2014 season ... Recorded a .333 batting average with 27 RBI ... Went 15-of-16 in the stolen base department.

University of North Carolina (2013)


Played in 17 games, including one start, and hit .231 with two RBI and five runs scored.

Hickory High School

Ranked among the top 500 recruits nationally in the class of 2012 by Perfect Game ... Named a 2011 high honorable mention preseason high school underclassman All-American and a 2010 honorable mention preseason high school underclassmen All-American by Perfect Game ... Earned All-District honors as a junior and a senior ... Coached by Hank Craft at Hickory High School.

Personal

Son of David Campbell and Pamela Adams ... Has one brother, Sean ... Father played baseball at Virginia Wesleyan College ... Majoring in communications.



CANNON CHADWICK

RHP • R/R • 6-0 • 200 • So.
Paris, Texas • Paris HS • Paris JC **36**

Paris JC (TX)

Named the No. 4 prospect in the Texas Collegiate League by Baseball America ... In 2014, went 3-2 with a 1.14 ERA and 68 strikeouts in 71.0 innings of work ... Played with the Brazos Valley Bombers of the Texas Collegiate League during the summer of 2014 and won the Texas Collegiate League Championship ... Went 1-2 with a 4.09 ERA, eight saves and 27 strikeouts in 22.0 innings of work ... Named All-Red River Valley MVP in 2013 after recording a 1.81 ERA with 102 strikeouts ... Went 8-2 as a pitcher in 2012 with a 3.04 ERA, while hitting .361 with 30 RBI.

Personal

Son of Bart and Tuesday Chadwick ... Has one sister, Sydney ... Majoring in agricultural economics.



RYAN FANT

LHP • R/L • 6-5 • 210 • Fr.
Texarkana, Texas • Texas HS

49

Texas High School

Ranked as the 284th-best recruit nationally and the 21st-best recruit in the state of Texas according to Perfect Game ... Earned second team All-District 14A as a junior in 2013 ... Selected as the District 13-4A Pitcher of the Year in 2012 and was named the District 13-4A Newcomer of the Year in 2011 ... Selected to play for the Rangers in the 2013 Area Code Games ... Coached by John McClure at Texas High School ... Played his summer baseball with DBAT, coached by Barry Rose.

Personal

Son of Burl and Sharon Fant ... Has one brother, Randall, who played at Arkansas from 2010-13 and is currently in the Houston Astros organization ... Majoring in criminal justice.



CULLEN GASSAWAY

Infielder • R/R • 6-2 • 215 • Jr.
Bedford, Texas • LD Bell HS • Blinn JC

29

Blinn Junior College (TX)

Played in the JUCO World Series in 2014 ... Batted .312 with 17 RBI and six doubles in 38 games during the 2013 season ... Played for the Wisconsin Rapids Rafters (Northwoods League) in the summer of 2014, hitting .188 with eight doubles and nine RBI in 43 games.

LD Bell High School (TX)

Hit .422 with 45 RBI, 57 hits and three home runs during his junior year ... Named All-District first team and All-Area first team in 2011 ... Hit .370 with 29 RBI and 37 hits in 2012 ... Named All-District in 2012.

Personal

Son of Mitch and Merinda Gassaway ... Father played baseball at Northwood University and Hardin Simmons University ... Has one brother, Mason ... Majoring in mechanical engineering.



MAX HOGAN

Infielder • L/R • 5-10 • 195 • Fr.
Belton, Texas • Belton HS • McLennan JC

12

McLennan Community College (2014)

Named North Texas JCAC All-Conference second team for the 2014 season ... Recorded a .361 batting average with 45 RBI ... Went 22-for-25 in stolen bases.

Dallas Baptist University (2013)


Played in eight games, including six starts, and hit .125 with two RBI ... Was a perfect 2-for-2 in stolen base attempts.

Belton High school

Earned All-State, All-Area and All-District honors as a junior and a senior ... Named the Central Texas MVP after hitting .380 with eight home runs and 50 RBI as a senior ... Finished his junior season with a .467 batting average, six home runs and 56 RBI ... Coached by Eddie Cornblum at Belton High School.

Personal

Son of George and Penny Hogan ... Parents were professional opera singers ... Has one brother, Joey, who plays baseball at Texas Wesleyan University ... Uncle played baseball for Cincinnati Reds ... Majoring in sports management.



KEATON MCKINNEY

RHP/INF • R/R • 6-5 • 220 • Fr.
Ankeny, Iowa • Centennial HS

11

Ankeny Centennial HS

Ranked as the 37th-best recruit nationally and the No. 1 recruit in the state of Iowa according to Perfect Game ... Ranked as the 43rd-best prospect nationally for the 2014 MLB Draft by Baseball America ... Named MaxPreps 2014 Preseason Mr. Baseball in Iowa ... 2014 First Team Pre-Season Louisville Slugger High School All-American... Named a Perfect Game Preseason First Team All-American in 2014 ... Participated in Perfect Game Iowa Spring Wood Bat League in 2014 ... Attended 2014 Perfect Game Spring Top Prospect Showcase and National Pre-Draft Showcase ... 2014 Gatorade Baseball Player of the Year for Iowa ... Named a 2013 first team preseason high school underclassmen All-American and a 2012 second team preseason high school underclassmen All-American by Perfect Game ... Helped the USA Baseball 18U National Team to the IBAF 18U World Cup championship in August 2013, hitting .308 with six RBI and going 0-1 with a 1.93 ERA on the mound ... Played in the Perfect Game All-American Classic at Petco Park in August 2013 ... Earned Pitcher of the Year honors and was named first team All-State as a junior after going 8-0 with a 0.59 ERA and hitting .388 with eight home runs and 38 RBI ... Coached by Mark Hey at Ankeny Centennial High School ... Played his summer baseball with Marucci Elite, coached by Chad Raley.

In the Draft

2014: New York Mets, 28th round (835 overall)

Personal

Son of Todd and Shelly McKinney ... Has one brother, Calvin, and one sister, Kara ... Mother played basketball at Iowa Central Community College ... Majoring in business.



RICK NOMURA

Infielder • S/R • 5-9 • 175 • Jr.
Waipahu, Hawaii • Punahou HS • Alvin CC

1

Alvin Community College (2014)

Recorded a .388 batting average in 54 games with 71 hits, 13 doubles, 10 triples, one home run, 43 runs batted in and nine stolen bases ... Named to the Region XIV All-Conference team ... Played for the Conejo Oaks (California Collegiate League) in the summer of 2014, hitting .317 with 57 hits, four doubles, four triples, two home runs, 19 runs batted in and 12 stolen bases in 46 games ... Selected to the California Collegiate League All-Star Team.

Punahou High School

Named HHSAA Division I All-Tournament team in 2010, 2011 and 2012 ... Led team to state championship in 2009 and 2010 ... Named All-State in 2010, 2011 and 2012 ... Also played football, helping his team to a state championship title in 2009.

Personal

Son of Ronald and Reiko Nomura ... Has one brother, Reid ... Father played baseball at the University of Hawaii and for Team USA ... Majoring in kinesiology.



KYLE PATE

LHP • L/L • 6-1 • 185 • Fr.
Fayetteville, Ark. • Fayetteville HS

39

Fayetteville High School

Ranked as the 482nd-best recruit nationally and the fourth-best recruit in the state of Arkansas according to Perfect Game ... In 2014, went 10-2 with a 1.03 ERA and 116 strikeouts in 73.2 innings of work ... Batted .322 with four home runs, 17 runs and 19 RBI ... Selected to play in the Arkansas High School Coaches Association All-Star baseball double header ... Named 7A All-State ... Named to 7A All-State Tournament Team ... Named to All-NWA Media Team ... Named to the Arkansas Democrat Gazette All-Arkansas Baseball first team ... Played for the Midwest Nationals during the summer ... Named a 2013 high honorable mention preseason high school underclassmen All-American by Perfect Game ... Named to the USA Today All-Arkansas team and the Arkansas Democrat-Gazette All-Arkansas team ... Earned 7A All-State honors as a junior and was the 7A state tournament's Most Outstanding Player ... Selected as the All-Big 7 Player of the Year by NWA Media ... Finished his junior season with a 7-0 record, two saves and a 0.54 ERA and hit .421 at the plate ... Coached by Vance Arnold at Fayetteville High School ... Played his summer baseball with the Atlanta Blue Jays, coached by pitching coach Steve Loureiro.

Personal

Son of Vernon and Moranda Pate ... Has three siblings, brothers Michael and James, and sister Brandy ... Majoring in marketing and finance.



JONAH PATTEN

RHP • R/R • 6-3 • 195 • Fr.
Indianapolis, Ind. • Norwell HS

48

Norwell High School

Ranked as the 129th-best recruit nationally and the second-best recruit in the state of Indiana according to Perfect Game ... Named a 2013 first team preseason high school underclassmen All-American and a 2012 second team preseason high school underclassmen All-American by Perfect Game ... Earned All-State and All-Conference honors as a junior after compiling a 4-0 record with a 2.07 ERA and hitting .373 with three home runs and 26 RBI ... Selected to play for the White Sox in the 2013 Area Code Games ... Coached by Andy McClain at Norwell High School ... Played his summer baseball with the Indiana Bulls, coached by Quinn Moore ... Also played basketball and football in high school.

Personal

Son of Jim and Carla Patten ... Has one brother, Noah ... Majoring in sports management and marketing.



TUCKER PENNELL

Catcher • R/R • 6-2 • 200 • Jr.
Georgetown, Texas • Temple JC **27**

Temple Junior College (TX)

Played with the Brazos Valley Bombers of the Texas Collegiate League during the summer of 2014 ... Won the TCL Championship and batted .256 with 17 RBI in 34 games.

Georgetown High School (TX)

Named All-District first team as a senior after hitting .327 with 17 RBI and one home run ... Hit .386 as a junior with 18 RBI and 32 hits in 29 games played ... As a sophomore, hit .275 with 10 RBI and 20 hits in 27 games.

Personal

Son of Bill and Marla Pennell ... Has two siblings, Reese and Raegan ... Majoring in marketing.



PARKER SANBURN

RHP • R/R • 6-1 • 195 • R-Fr.
Kokomo, Ind. • Kokomo HS **34**

2014 (Freshman)

Sanburn redshirted the 2014 season.

Kokomo High School

Missed most of his senior season due to injury, but struck out nine and threw five shutout innings in his only appearance ... Posted a 3-4 record with a 4.95 ERA in his junior season, striking out 65 batters in 41 innings of work ... Also played tennis in high school.

Personal

Son of Dick and Crystal Sanburn ... Has two brothers, Nolan and Connor ... Nolan played for the Razorbacks from 2011-12 and is currently in the Oakland A's organization ... Majoring in kinesiology.



NATHAN RODRIGUEZ

Catcher • R/R • 5-11 • 205 • Fr.
Yorba Linda, Calif. • El Dorado HS **4**

El Dorado High School


Ranked 21st nationally in the class of 2014 by Perfect Game ... Attended 2014 Perfect Game World Showcase ... Played for the Oakland A's and Milwaukee Brewers' scout team ... Named to All-Century League All-Star roster ... Named a 2013 third team preseason high school underclassmen All-American by Perfect Game ... Played with the Houston Banditos in the 2013 PG WWBA World Championship and helped his team to the final 16 ... Played for the Team USA 17U National Development Team in the summer of 2012 ... Finished his sophomore season with a .392 batting average and seven RBI ... Missed most of his junior season due to injury ... Coached by Matt Lucas at El Dorado High School ... Played his summer baseball with the Placentia Mustangs, coached by Wes Etheridge.

In the Draft

2014: Colorado Rockies, 39th round (1,163 overall)

Personal

Son of Lazaro and Paulina Rodriguez ... One brother, Sebastian... Double majoring in recreation and sports management and criminal justice ... First naturalized born U.S. citizen in his family.



CARSON SHADDY

C/OF • R/R • 5-10 • 180 • R-Fr.
Fayetteville, Ark. • Fayetteville HS **20**

2014 (Freshman)


Redshirted the 2014 season.

Fayetteville High School

Named the 2013 Arkansas Gatorade Player of the Year ... Selected as the 2013 Rawlings High School Gold Glove winner at catcher ... Named to the USA Today All-Arkansas Team and the Arkansas Democrat-Gazette All-Arkansas Team ... Earned first team All-Conference and 7A All-State honors in both 2012 and 2013 ... Hit .426 with three home runs and 18 RBI as a senior ... Selected to play for the West team in the 2013 Arkansas High School All-Star Game.

Personal

Son of Chris Shaddy and Holland Weaver ... Has a brother, Taylor, and two sisters, Liza and Cate ... Father played baseball at Arkansas from 1980-82 ... Pursuing a degree in recreation and sport management.



KEVIN SILKY

INF • R/R • 6-5 • 205 • Fr.
Dublin, Calif. • Dublin HS


40

Dublin High School

Named All-Diablo Foothill Athletic League first team in 2014 ... Batted .283 during his senior season ... Pitched in six games in 2014 with an earned run average of 3.23.

Personal

Son of Ed and Elled Silky ... Has one brother, Robert ... Majoring in biology.



CHAD SPANBERGER

C/INF • L/R • 6-2 • 225 • Fr.
Granite City, Ill. • Granite City HS

24

Granite City High School (IL)

Ranked as the 375th-best recruit nationally and the 10th-best recruit in the state of Illinois according to Perfect Game ... Named All-Southwestern League first team in 2014 after hitting .417 with 37 walks, eight doubles, four triples, four home runs and 27 RBI ... Selected to play for Illinois in the PNC Bank High School Baseball Showcase at Busch Stadium in St. Louis ... Named a 2013 third team preseason high school underclassmen All-American and a 2012 high honorable mention preseason high school underclassmen All-American by Perfect Game ... Attended the 2012 Perfect Game Pitcher/Catcher Indoor Showcase ... Named to the St. Louis Post-Dispatch All-Metro third team after finishing his junior year with a .398 batting average, five home runs and 27 RBI ... Earned All-Conference honors as a sophomore and a junior ... Coached by John Moad at Granite City Senior High School ... Played his summer baseball with the St. Louis Pirates, coached by Rick Strickland ... Also played football in high school.

Personal

Son of Joe and Christina Spanberger ... His brother, Cody, plays baseball at Southeast Missouri State University ... Mother played soccer at the University of Central Florida.



DARIEN SIMMS

OF • L/L • 5-7 • 155 • Fr.
Spring, Texas • Northland Christian HS

41

Northland Christian High School

Made appearance in AABC Connie Mack World Series in summer of 2014 as a part of DBat-Leach ... Holds Northland High School record for single season and career stolen bases ... Named 4A All-State second team in 2013 ... Hit .424 in 2013 with 48 runs scored and 33 stolen bases in 31 games played ... Recorded a .383 batting average in 2012 with runs scored and a 25-for-26 performance in stolen bases ... Attended the 2012 Perfect Game South Underclass Showcase and received a rating of eight ... Batted .224 during the 2011 season with 26 runs scored.

Personal

Son of Don and Beverly Simms ... Majoring in mechanical engineering.



BLAKE WIGGINS

INF/C • R/R • 6-1 • 205 • Fr.
Little Rock, Ark. • Pulaski Academy

6

Pulaski Academy

Ranked as the 179th-best recruit nationally and the No. 1 recruit in the state of Arkansas according to Perfect Game ... Named MaxPreps 2014 Preseason Mr. Baseball in Arkansas ... Invited to Arkansas High School Coaches Association All-Star game in 2014 ... 5A All-State selection in 2014... Named to the Arkansas Democrat-Gazette All-Arkansas Baseball First Team ... Named a 2013 first team preseason high school underclassmen All-American and a 2012 second team preseason high school underclassmen All-American by Perfect Game ... Selected to the 5A All-State Tournament team in 2013 after helping his team to a state championship ... Earned 4A All-State honors in 2012 ... Named All-Conference as a freshman, sophomore and a junior ... Selected to play for the Yankees in the 2013 Area Code Games and attended the 2013 Perfect Game National Showcase ... Coached by Billy Adams at Pulaski Academy ... Played his summer baseball with the East Coast Grays, coached by Joe Caruso.

In the Draft

2014: Philadelphia Phillies, 36th round (1,072 overall)

Personal

Son of Joey and Leslie Wiggins ... Has one sister, Brooke ... Majoring in business.

WWW.ARKANSASBASEBALLCAMP.COM

LEARN FROM THE HOGS



The Arkansas baseball program holds camps for all ages throughout the year, including position camps, youth skill camps, high school instructional showcases and elementary fundamental camps. For more information and registration visit ArkansasBaseballCamp.com.



[/RAZORBACKBSB](https://twitter.com/RAZORBACKBSB)



[/RAZORBACKBSB](https://facebook.com/RAZORBACKBSB)



[/RAZORBACKBSB](https://instagram.com/RAZORBACKBSB)

#NEVERYIELD

A || DIAMOND DOLLS

Under the supervision of coordinator Sarah Maland, the University of Arkansas Diamond Dolls are a select group of young women who devote countless hours to the Razorback baseball program. The Diamond Dolls' duties include selling scorecards, assisting with on-field promotions and serving as bat girls.

ARKANSAS BASEBALL



Jordan Bardeau



Luci Brooks



Annsley Davis



Ashton Dawson



Rebekah Eddy



Morgan Farmer

2015 RAZORBACKS



Morgan Fischer



Maggie Gatling



Gabby Hannah



Krissy Kent



Abby Konert



Mary Jane Lytle

FACILITIES



Bailey Moore



Courtney Moore



Kiley Morris



Hanna Neff



Deanne Phillips



Lindsay Pottorff

2014 REVIEW



Audrey Reed



Macy Shirley



Amy May West



Amy Williams



Shayne Wright



Gabriela Zambrano

HISTORY



Sarah Maland
Coordinator



THE UNIVERSITY




Jean Nail
Spirit Squad Director



Brooke Bailey
Dance Coach

The RBI Girls have entertained Razorback baseball fans since the 1997 season, performing dance routines and leading cheers from the top of the dugouts prior to all home games and between innings. They have become an integral part of the game day experience at Baum Stadium. The RBI Girls are accompanied at all baseball games and events by Ribby, the Arkansas baseball mascot. The RBI Girls are coached by Brooke Bailey and Jean Nail.



ARKANSAS BASEBALL

2015 RAZORBACKS



Morgan Beal
Jonesboro, Ark.



Gracie Blanchard
Edmond, Okla.



Haley Blumfelder
Benton, Ark.



Hallie Burlew
Springfield, Mo.



Rachel Carney
Parkville, Mo.



Olivia Coleman
Sherwood, Ark.



Reagan DeClerk
Columbia, Mo.

FACILITIES



Allie Droste
Olathe, Kan.



Laura Foley
Centennial, Colo.



Lydia Ganaden
Lee's Summit, Mo.



Ashlyn Garton
Holt, Mo.



Abby Hile
Rogers, Ark.



Devon Hunter
Springfield, Mo.



Courtney Kretschmar
Kansas City, Mo.

2014 REVIEW



Payton Lyon
Lake Winnebago, Mo.



Lisa Mills
Irving, Texas



Savannah Nall
Brookland, Ark.



Abbey Peterson
Springdale, Ark.



Alexandra Politz
Allen, Texas



Sydney Scholten
Lewisville, Texas



Madeleine Sherrington
Dallas, Texas

HISTORY




Miranda Tims
Fayetteville, Ark.



Melia Whitaker
Jonesboro, Ark.



Melanie Yerger
Collierville, Tenn.



THE UNIVERSITY





FACILITIES



BAUM STADIUM

ARKANSAS BASEBALL

When discussing the best college baseball facilities in the country, Baum Stadium is consistently among one of the first places mentioned. With room for more than 10,000 spectators, an impeccable playing surface and amenities that rival most minor league ballparks, it is the crown jewel of the collegiate ranks. Of course the physical properties of Baum Stadium are only a portion of the baseball experience with the remainder in the form of fans that flock to the corner of Razorback Road and 15th Street to watch their Razorbacks take on all comers.

Officially named Baum Stadium at George Cole Field at its dedication on May 3, 1996, the facility derives its name from primary backers as well as from the history of Razorback baseball. Arkansas' facility prior to Baum Stadium was George Cole Field and the new park preserved the tradition with its current name.

2015 RAZORBACKS

In 1998, Baum Stadium received a special honor, when it was named the nation's No. 1 facility in Baseball America's poll of best college facilities. Five years later it took second in the same poll, cementing its legacy as one of the best facilities in the nation. Since its construction, Arkansas officials have received numerous solicitations by coaches and administrators from across the country for blueprints and tours of the Razorbacks' home ballpark in an attempt to capture some of its charm. Even though Baum Stadium has been replicated to some degree, no other place in the country has the atmosphere that Baum Stadium brings to college baseball, which is why it has been the host to five NCAA Regionals and an NCAA Super Regional.

FACILITIES

Baum Stadium was one of the nation's best facilities when it was constructed, but since then it has undergone three renovations, making it the envy of visiting teams. The first upgrade came prior to the 2003 season, when the hitting and pitching cages were enclosed to ensure a place for Razorback players to practice year round. A total of 2,600 chair back seats also were added to the park, 1,300 of which reside on each foul line.

Baum Stadium's second renovation came a year later as 12 luxury boxes, coaches' offices, a new scoreboard and natural grass completely changed the feel of the park. A state-of-the-art scoreboard added full video, complete with a message center and an analog clock was added to the right-center field gap, which stands 45-feet high and 76-feet wide. The original turf field of Baum Stadium's construction was torn out and rye grass was grown for the 2004 campaign, but

2014 REVIEW

HISTORY

THE UNIVERSITY

replaced by a hybrid Bermuda in 2005. A portion of the upgrades were made possible by contributions from the Willard and Pat Walker Charitable Foundation, Bob and Marilyn Bogle, the Pagnozzi Charities, John Tyson and Stan Ley.

The most recent major renovation to Baum Stadium came prior to the 2007 season as 20 luxury boxes were built, 1,000 chair back seats were added, restrooms constructed and the Hog Pen and picnic area expanded. A new ticket office, field lights and wall pads were added as well. The final set of upgrades to the park brought Baum Stadium's capacity to 10,737 seats with 8,237 of those coming from chair backs and 34 from luxury boxes.

In the fall of 2011, future renovations to Baum Stadium were announced that will ensure the stadium remains among the best in college baseball. New LED ribbon boards were added in 2013, and the Fowler Family Baseball and Track Training Center opened in the fall of 2014, providing the Arkansas with the finest collegiate indoor facility in the country. The facility provides approximately 52,000 square feet of climate-controlled practice space, including a full size practice infield, throwing area, batting areas and ancillary team spaces. Future plans also call for luxury suites in left field and right field and a concourse that goes around the entire stadium, including a new center field entrance to the stadium.

The combination of the upgrades prior to the 2007 season and a top-10 baseball team produced then-record attendance numbers as Arkansas smashed its school record for the fourth straight year. The Razorbacks became the first team in NCAA history to average more than 8,000 tickets sold per game (8,069) as their attendance over 33 home games was 266,270. Arkansas also set a then-school record for actual attendance with 198,218 fans (6,007 per game) passing through the gates.

In 2007, Razorback fans helped set the school and then-Southeastern Conference three-game series attendance record in the May 4-6 weekend series against LSU, buying 30,564 tickets.

The attendance figures drawn to Baum Stadium allowed Fayetteville to host its third NCAA Regional in four years in 2007 and its fourth since 1999. Razorback fan support did not flounder as the regional was the best attended of all 16 sites, averaging 6,452 fans over its six games.





ARKANSAS BASEBALL

2015 RAZORBACKS

FACILITIES

2014 REVIEW

HISTORY

THE UNIVERSITY

In April 2009, Baum Stadium played host to its first No. 1 versus No. 1 battle when the Razorbacks took on Arizona State. In game two of the midweek series, 11,014 fans were in attendance while 11,434 tickets were sold. Both numbers were then-facility records, topping the previous mark of 10,581 fans to see Arkansas defeat LSU in 2007.

The two-game series against the Sun Devils brought 17,300 fans through the turnstiles, a Razorback midweek record, and the 19,776 tickets sold were also a midweek series highmark.

Arkansas set a new attendance standard at Baum Stadium during the 2010 season as a record 292,734 tickets were sold to see the Razorbacks. Arkansas finished second in the country in both total attendance and average attendance (7,704). In part because of the great fan support, Arkansas was selected as an NCAA Regional host for the fifth time in program history. The regional drew more than 40,000 fans, averaging 5,276 fans per game over the eight contests.

Razorback fans continued to pack Baum Stadium in 2011 as Arkansas had six of the 20 largest crowds in school history in terms of tickets sold. The U of A set a new single-game attendance record on April 9, 2011, when 11,103 fans crammed into Baum Stadium to see the Razorbacks defeat LSU 4-3 on James McCann's walk-off three-run homer in the bottom of the ninth.

The 2012 season saw Arkansas play a school-record 36 regular season home games. The Razorbacks finished second in the country in average attendance and third in total attendance. A total of 260,468 tickets were sold over the 33 home dates, an average of 7,892 tickets sold per game. Arkansas sold more than 7,000 tickets for 23 of the team's 36 home games.

Arkansas again ranked second in the country in average attendance in 2013 with 8,335 tickets sold per game. The Razorbacks' total attendance of 250,055 was fourth in the nation, marking the ninth straight year Baum Stadium ranked in the top five nationally in attendance.

In 2004, Baum Stadium served as host to its second NCAA Regional and first NCAA Super Regional, drawing the largest total attendance in the nation for both events. The series-clinching win over Florida State drew 10,027 fans to Baum Stadium, eclipsing the previous night's record of 9,338, set less than 24 hours

earlier. In all, a combined 58,138 attended the NCAA Regional and Super Regional during the 2004 season.

Arkansas' 2004 attendance numbers were no fluke as fans continued to pour into the ballpark. The 2005 and 2006 crowds continued to set records for both paid and actual attendance. While the NCAA and SEC recognize tickets sold as their method of ranking schools, Arkansas keeps both actual patrons as well as paid attendance figures and have seen steady increases in both areas.

In an informal study by the Baton Rouge (La.) *Advocate*, Arkansas led the nation in actual attendance between 2004 and 2007 and was edged by LSU in 2008 by 20 fans as patrons returned to Baton Rouge's Alex Box Stadium in its final season.

Baum Stadium is the culmination of a vision that was possible only through the dedication of former Arkansas head coach Norm DeBriyn, former U of A Athletics Director Frank Broyles and contributions by the families of Willard and Pat Walker and Charlie Baum.

While the efforts of DeBriyn and Broyles have been instrumental in maintaining a state-of-the-art home for Arkansas baseball since the original George Cole Field opened in 1975, it was the generosity of the Baums and Walkers that allowed Arkansas to abandon plans to renovate its former facility and replace it with a new standard in college baseball venues.

The support of the George Cole family has been an integral part of the program's growth since the former Razorback athlete, coach and athletics director donned the Cardinal and White many years ago.

"Without the support of the Charlie Baum, Willard Walker and George Cole families, this wouldn't have been possible," DeBriyn said when Baum Stadium opened. "It's an incredible facility and there is not one like it anywhere in the country. There is no way to describe the excitement our players and coaches have when they take the field."

Representatives of all three families attended the groundbreaking ceremony on Oct. 12, 1994. Eighteen months later, Arkansas' Matt Carnes delivered Baum Stadium's first pitch to Auburn's Russell Whittenburg, completing the dream. The Razorbacks defeated the Auburn Tigers 9-2 in the stadium's inaugural contest.

II BAUM STADIUM

ARKANSAS BASEBALL

Named for the late Razorback shortstop and athletics director, George Cole Field served as Arkansas' home field from 1975 until 1996.

With a capacity of 3,000, George Cole Field was located just north of John McDonnell Field.

When it opened in 1975, George Cole Field enabled the Razorbacks to leave the field at the Washington County Fairgrounds and move into an on-campus facility for the first time.

Setting the trend for Arkansas having the finest college baseball park in the nation, George Cole Field was one of the few with artificial turf.

Donations from former Razorbacks Tim Lollar, Johnny Ray and Kevin McReynolds and their agent, Tom Selakovich, provided for the installation of lights at George Cole Field in 1985. On March 22 of that season, the Hogs defeated Southwest Conference rival Texas 5-4 in the first night baseball game on the Arkansas campus. Later that season, George Cole Field played host to the Southwest Conference Tournament for the first time. Arkansas defeated Texas 10-6 in the championship game to win its first conference tournament title. The SWC tournament came to Fayetteville again in 1988.

When the Razorbacks entered the Southeastern Conference in 1992, UA officials recognized the need to improve the school's baseball facility. While plans originally called for the improvement of George Cole

Field, generous donations from the Willard and Pat Walker and Charlie Baum families, along with former Razorback Tom Pagnozzi, enabled the Razorbacks to scrap the renovation plans and start from scratch with an entirely new state-of-the-art facility.

During its 21 seasons, George Cole Field was home to a number of future major-leaguers, including Pagnozzi, Ray, McReynolds, Lollar, Les Lancaster and Jeff King.

Although the original George Cole Field played host to its last game on March 31, 1995, as South Carolina

defeated Arkansas 13-2, the spirit endures in the official name of the Razorbacks' current facility: Baum Stadium at George Cole Field.

A native of Bauxite, Arkansas, Cole served as athletics director from July 1, 1970, until his retirement on July 1, 1973. A former All-SWC quarterback for the Razorback football team, Cole scored a then-school-record 85 points as a senior in 1927. He began his administrative career at Arkansas as a football line coach in 1936 and became an assistant athletics director under the legendary John Barnhill in 1957.

2015 RAZORBACKS

FACILITIES



QUICK FACTS: BAUM STADIUM AT GEORGE COLE FIELD

2014 REVIEW

Architect: HOK Sport
Contractor: Kinco, Inc.
Capacity: 10,737
Chairback Seats: 8,237
Surface: Natural bermuda-hybrid grass (installed 2005)
Construction Cost: \$8.9 million (initial - 1996)


Parking: 1,100 spaces
Groundbreaking: Oct. 12, 1994
First Game: April 13, 1996 (Arkansas 9, Auburn 2)
Dedication: May 3, 1996 (Arkansas 9, Alabama 3)
Largest Crowd (Actual): April 9, 2011 - 11,103; Arkansas 4, LSU 3
Field Dimensions (L-LC-C-RC-R): 320-375-400-365-320
Grandstand Canopy: Masted, cable-suspended
Dugouts: Built to MLB specifications with tunnel access to clubhouses
Batter's Eye: 40' x 80' wall behind center field
Bullpens: Allow field visibility

Concourse: Elevated, with unobstructed views of the playing field throughout from foul pole to foul pole.
Restrooms: On first- and third-base side of grandstand, in clubhouses, luxury boxes and in press box
Concession Stands: Eight (full-service)
Hog Pen: Beyond left-field fence with 12 picnic tables and 40 grills
Hog Heaven: 98 premium, outdoor seats on the press box level
Suites: 34 luxury suites on press level
Johnny Mike Walker Lounge: Located on press level, accessible to

Hog Heaven ticket holders and Swatter's Club members
Press Box: Two seating rows and spacious work area
Press Level Booths: Two radio booths and a television booth
Sound System: Includes on-demand access to sound effects and music
Batting Cages: Four, enclosed cages
Tom Pagnozzi Clubhouse: Includes big-screen television, lounge, oak lockers, pool table, custom chairs and tables
Umpire's Locker Room: Includes dressing, shower and restrooms
Offices: Spacious coaches' offices located on third base line overlooking the field
Training Room: Adjacent to home clubhouse; includes two whirlpools
Equipment Room: With laundry facilities
Novelty Stand: Located behind home plate and on third-base side of grandstand
Ticket Offices: Located in Razorback Foundation building down the left-field line
Fountain: Natural water feature with underwater inlet and lighted fountain; located behind batter's eye
Terrazzo Hog: A Baum Stadium trademark; located outside the main entrance
Scoreboard: Stands 76 feet wide, 46 feet tall with video board, message center, traditional hand clock and four brick pillars

HISTORY

THE UNIVERSITY



ARKANSAS BASEBALL

2015 RAZORBACKS

FACILITIES

2014 REVIEW

HISTORY

THE UNIVERSITY

BAUM STADIUM RECORDS

11,742

SINGLE GAME ATTENDANCE

8,335

SINGLE SEASON AVERAGE

286,472

SINGLE SEASON TICKETS

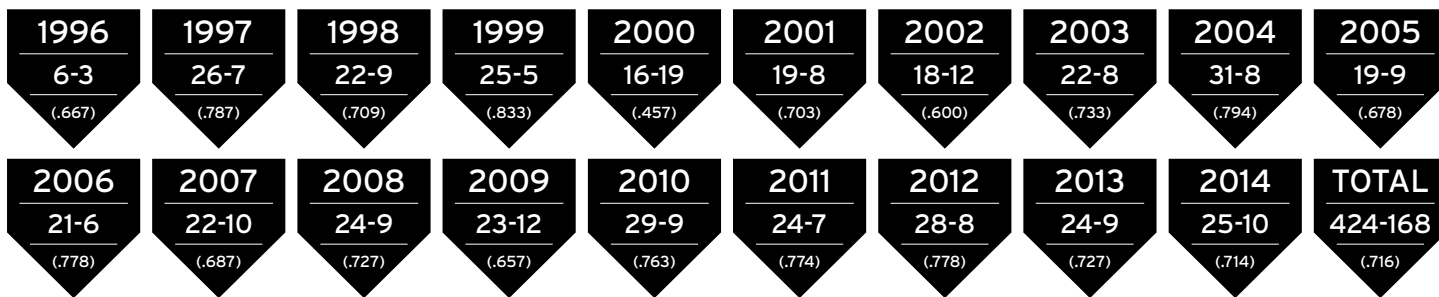
424

WINS AT BAUM STADIUM

30,564

3-GAME SERIES ATTENDANCE

ARKANSAS YEAR-BY-YEAR RESULTS AT BAUM STADIUM



Top 20 All-Time Crowds (tickets sold)

1.	Auburn	11,742	April 26, 2014
2.	LSU	11,462	April 9, 2011
3.	Arizona State	11,434	April 8, 2009
4.	Mississippi State	11,194	April 16, 2011
5.	Texas A&M	11,145	April 20, 2013
6.	LSU	10,727	May 5, 2007
7.	LSU	10,399	May 4, 2007
8.	LSU	10,377	April 13, 2013
9.	Ole Miss	10,213	May 21, 2011
10.	LSU	10,180	April 14, 2013
11.	LSU	10,167	April 12, 2013
12.	South Carolina	10,103	April 5, 2014
13.	Auburn	10,087	April 25, 2014
14.	Ole Miss	10,031	May 18, 2007
15.	Florida State*	10,027	June 12, 2004
16.	Texas A&M	9,988	May 10, 2014
17.	South Carolina	9,947	April 4, 2014
18.	Florida	9,862	May 7, 2011
19.	Ole Miss	9,861	March 16, 2013
20.	LSU	9,854	April 8, 2011

* - NCAA Super Regional

Top 20 All-Time Crowds (actual)

1.	LSU	11,103	April 9, 2011
2.	Arizona State	11,014	April 8, 2009
3.	Mississippi State	10,784	April 16, 2011
4.	LSU	10,581	May 5, 2007
5.	Texas A&M	10,477	April 20, 2013
6.	Auburn	10,217	April 26, 2014
7.	LSU	10,147	May 4, 2007
8.	Ole Miss	10,084	May 21, 2011
9.	Florida State*	10,027	June 12, 2004
10.	LSU	9,884	April 13, 2013
11.	Ole Miss	9,812	May 18, 2007
12.	LSU	9,712	April 8, 2011
13.	Florida	9,603	May 7, 2011
14.	Oklahoma State\$	9,572	June 2, 2007
15.	Ole Miss	9,508	May 19, 2007
16.	Florida State*	9,338	June 11, 2004
17.	LSU	9,248	April 14, 2013
18.	Ole Miss	9,227	May 20, 2005
19.	South Carolina	9,217	May 14, 2010
20.	LSU	9,203	May 6, 2007
	Vanderbilt	9,203	March 24, 2007

* - NCAA Super Regional
\$ - NCAA Regional

2014 NCAA ATTENDANCE LEADERS

Team	Average Home Attendance
1. LSU	10,880
2. ARKANSAS	8,234
3. Mississippi State	8,127
4. Ole Miss	7,997
5. South Carolina	7,452
6. Texas	5,612
7. Florida State	5,019
8. Texas A&M	4,406
9. Clemson	4,378
10. Louisiana-Lafayette	3,789

Arkansas has finished in the top five in average attendance each of the last 10 years.

ARKANSAS BASEBALL

2015 RAZORBACKS



FOWLER FAMILY TRAINING CENTER

The facility provides approximately 52,000 square feet of climate-controlled practice space, including a full size practice infield, throwing area, batting areas and ancillary team spaces.

FACILITIES




“ The Fowler Family Baseball and Track Training Center will put us a step ahead of our competition. That is where we and all Razorback fans want us to be, leading the way not just in the SEC, but around the country. **”**

- Vice Chancellor and Director of Athletics Jeff Long

2014 REVIEW

HISTORY

THE UNIVERSITY



Thanks in part to the generous \$2.5 million gift provided by the Wallace and Jama Fowler family, the University of Arkansas completed a brand new world class indoor training facility for baseball and track last summer.

Dedicated on Sept. 20, 2014 as the Fowler Family Baseball and Track Center, the facility provides approximately 52,000 square feet of climate-controlled practice space, including a full size practice infield, throwing area, batting areas and ancillary team spaces.

"We are grateful to members of the Wallace and Jama Fowler family for their \$2.5 million gift in support of this beautiful new facility," said Vice Chancellor and Director of Athletics Jeff Long. "The Fowlers' generous support of our institution and our students has been extraordinary. Their most recent gift for the Fowler Family Baseball and Track Training Center has helped provide Razorback student-athletes, in three of our most successful programs, a significant competitive advantage in the SEC and nationally. We are extremely honored to have the Fowlers name associated with such a transformational facility for our program."

The facility includes four batting cages with a drop down and raise up netting system that allows for baseball training and available surface space. The practice infield is suitable for live hitting with nets ensuring safe activity and observation outside the infield space and protective measures toward the facility structure.

The Fowler Family's gift marked substantial progress toward meeting the fundraising goal for the project. Additional gifts are still being sought to meet the fundraising goal for the facility being funded by a combination of capital gifts, athletic revenues and proceeds from a bond issue. The total project cost was \$9.1 million.



ARKANSAS BASEBALL

2015 RAZORBACKS

FACILITIES

2014 REVIEW

HISTORY

THE UNIVERSITY







2014 REVIEW

Arkansas Exceeds Expectations in 2014

Entering the 2014 season with a roster full of youngsters and expectations of a rebuilding year, head coach Dave Van Horn and his staff worked their magic once again and Arkansas won 40-plus games for the fifth time in the last six years. Arkansas eclipsed a pair of milestones along the way, picking up the 2,000th win in program history in the opening series of the year and winning the 400th game in Baum Stadium history in the season opener.

Pitching Dominates Again

Under the direction of pitching coach Dave Jorn, Arkansas dominated on the mound again in 2014, posting the second-lowest earned run average in program history at 2.63, while opponents hit .214 against the staff. Jalen Beeks led the way with a 1.98 earned run average in 13 starts, while Chris Oliver paced the group in wins with nine. Trey Killian proved to be the workhorse, tossing an SEC-leading four complete games and recording a team-high 94.0 innings pitched. Michael Gunn tallied the lowest ERA in school history at 0.74, allowing just three earned runs on the year in 36.2 innings pitched. He also recorded four wins and seven saves.

Spoon Named to SEC Community Service Team

Tyler Spoon was recognized for his work on and off the field when he was named to the 2014 SEC Baseball Community Service Team. The SEC supports a Community Service Team for each of its 21 league-sponsored sports. The Community Service Team looks to highlight an athlete from each school who gives back to his community in superior service efforts. Spoon organized numerous community service projects in Arkansas, including "Christmas with the Omahogs" to raise money for Christmas gifts for children at Leverette Elementary School. He was also an active member of the Student Athlete Advisory Committee (SAAC) and spoke to high school ministries and churches through Fellowship of Christian Athletes (FCA).

Razorback Trio Earns All-SEC Honors

Eric Fisher headlined a group of postseason awards for the Razorbacks with second team All-SEC honors and an appearance on the All-Defensive



Michael Gunn recorded the lowest ERA in team history in 2014 at 0.74, allowing just three earned runs in 36.2 innings of work.

Team at first base, while Andrew Benintendi was named to the All-Freshman squad and Jake Wise earned All-Defensive honors at catcher. Fisher earned second team honors at first base after hitting .268 with 16 doubles, nine home runs and 45 runs batted in, while Benintendi was recognized as one of the top freshmen in the league with a .276 batting average, including eight doubles, one triple and one home run. Wise picked up defensive honors behind the plate after throwing out 20 base stealers on the year and picking off six more, both statistics that led the SEC.

Razorbacks Advance to 13th straight NCAA Tournament

For the 13th straight year, including all 12 seasons under head coach Dave Van Horn, Arkansas advanced to the NCAA Tournament in 2014, getting the nod as the No. 2 seed in the Charlottesville Regional hosted by Virginia. The Razorbacks picked up wins over Liberty and Bucknell, before falling to eventual national runner-up Virginia in the regional championship. Arkansas advanced to the Regional Final for the sixth straight year and became one of just seven programs to advance to the NCAA Tournament each of the last seven years.

Arkansas Finished Second in Attendance

For the 10th straight year, Arkansas finished in the top five nationally in attendance, ranking second in the country in average attendance and fourth in total attendance. The Razorbacks averaged 8,234 tickets sold per game with 255,274 tickets sold for 31 dates. Arkansas had four of the top 15 crowds in terms of tickets sold in Baum Stadium history in 2014, including the largest-ever crowd with 11,742 tickets sold against Auburn on April 26. The matchup with the Tigers also produced the sixth-largest actual crowd in stadium history with 10,217 fans packing the stands.

Voice of the Razorbacks Steps Away from Baseball

Chuck Barrett, the Voice of the Razorbacks for the last 23 years, stepped away from his baseball play-by-play duties at the completion of the 2014 season. Barrett began his affiliation with Razorback Athletics in 1992, when he was hired to be the baseball play-by-play announcer. Barrett



Arkansas celebrates a 3-2 walk-off win over Texas A&M in the final home series of the year.



Arkansas continues to boast one of the best venues in all of college baseball, as Baum Stadium finished second nationally in attendance with 8,234 tickets sold per game in 2014, marking the 10th straight year the Razorbacks have finished in the top five in attendance.

was behind the microphone for every season of Razorback Baseball since Arkansas entered the Southeastern Conference. During that span, Barrett called more than 1,250 games, including some of the most memorable moments in Razorback Baseball history. During his span as a baseball broadcaster, Arkansas made three College World Series appearances, 17 NCAA Tournament appearances and won two SEC regular season and four SEC Western division championships.

Six Razorbacks selected in 2014 MLB Draft

Arkansas was once again front and center at the 2014 Major League Baseball First-Year Player Draft in June as six players were selected. Brian Anderson led the way when the Miami Marlins selected the second baseman in the third round with the 76th overall pick, while Chris Oliver followed in the fourth round, taken 112th overall by the Philadelphia Phillies. Jalen Beeks and Michael Gunn went to the Boston Red Sox in the 12th and 16th rounds respectively, while Tyler Spoon was selected in the 36th round by the Oakland Athletics.

Van Horn Leads USA Collegiate National Team

Following the 2014 season, Van Horn's coaching duties were far from finished as he became the manager of the USA Baseball Collegiate National Team. Leading the best collegiate players in the country against some of the top teams in the world, Van Horn and Team USA battled the Chinese Taipei in a five-game series, Japan in a three-game set and made trips to The Netherlands and Cuba. Joined by Arkansas pitcher Trey Killian, Van Horn and the Red, White and Blue finished the summer with an 18-8-2 record, including capturing the Honkbal Week Title in The Netherlands.



After leading the Razorbacks with a .328 batting average, Brian Anderson was selected by the Miami Marlins in the 3rd round of the 2014 MLB Draft.

ARKANSAS BASEBALL

2015 RAZORBACKS

FACILITIES

2014 REVIEW

HISTORY

THE UNIVERSITY

A || 2014 SEASON RESULTS

2014 RECORD: 40-25 • HOME: 25-10 • AWAY: 8-12 • NEUTRAL: 7-3 • SEC: 16-14 • NCAA TOURNAMENT: 2-2

ARKANSAS BASEBALL

2015 RAZORBACKS

FACILITIES

2014 REVIEW

HISTORY

THE UNIVERSITY

Game date	Opposing team	Score	Arkansas R-H-E	Opponent R-H-E	Inns	Overall	SEC	Pitcher of record	Attend	Time
Feb 14, 2014	APPALACHIAN STATE	W, 12-2	12-13-1	2-4-1	9	1-0-0	0-0-0	Beeks, J. (W 1-0)	7203	2:38
Feb 15, 2014	APPALACHIAN STATE	W, 7-6	7-11-4	6-7-1	9	2-0-0	0-0-0	Oliver, C. (W 1-0)	8074	2:44
Feb 16, 2014	APPALACHIAN STATE	W, 8-3	8-3-1	3-5-1	9	3-0-0	0-0-0	Stone, J. (W 1-0)	8102	2:37
Feb 21, 2014	EASTERN ILLINOIS	W, 6-2	6-4-2	2-6-1	9	4-0-0	0-0-0	Beeks, J. (W 2-0)	6921	2:14
Feb 22, 2014	EASTERN ILLINOIS	W, 8-3	8-10-0	3-7-2	9	5-0-0	0-0-0	Gunn, M. (W 1-0)	8094	2:40
Feb 23, 2014	EASTERN ILLINOIS	W, 8-3	8-10-1	3-6-1	9	6-0-0	0-0-0	Stone, J. (W 2-0)	6968	3:20
Feb 28, 2014	SOUTH ALABAMA	W, 12-1	12-14-0	1-4-1	9	7-0-0	0-0-0	Beeks, J. (W 3-0)	6833	2:28
Mar 01, 2014	SOUTH ALABAMA	L, 1-2	1-8-1	2-5-0	9	7-1-0	0-0-0	Oliver, C. (L 1-1)	-	2:28
Mar 01, 2014	SOUTH ALABAMA	L, 3-5	3-8-3	5-9-0	9	7-2-0	0-0-0	Killian, T. (L 0-1)	7842	2:43
Mar 07, 2014	vs San Francisco^	L, 1-2	1-6-1	2-4-1	9	7-3-0	0-0-0	Beeks, J. (L 3-1)	218	2:14
Mar 08, 2014	vs Tulane^	W, 4-0	4-9-1	0-4-0	9	8-3-0	0-0-0	Jackson, Z. (W 1-0)	323	2:18
Mar 09, 2014	at California^	L, 3-4	3-6-2	4-7-1	9	8-4-0	0-0-0	Oliver, C. (L 1-2)	626	2:41
Mar 09, 2014	at California^	L, 1-2	1-9-1	2-5-0	9	8-5-0	0-0-0	Killian, T. (L 0-2)	759	2:25
Mar 14, 2014	at Florida*	L, 1-2	1-7-0	2-9-0	9	8-6-0	0-1-0	Beeks, J. (L 3-2)	3120	2:42
Mar 15, 2014	at Florida*	L, 0-1	0-3-0	1-7-0	9	8-7-0	0-2-0	Killian, T. (L 0-3)	3557	2:19
Mar 16, 2014	at Florida*	W, 9-3	9-9-2	3-8-2	9	9-7-0	1-2-0	Stone, J. (W 3-0)	3178	3:14
Mar 18, 2014	GRAMBLING STATE	W, 4-3	4-8-2	3-5-1	9	10-7-0	1-2-0	Poche, C. (W 1-0)	7110	2:29
Mar 19, 2014	GRAMBLING STATE	W, 8-0	8-12-0	0-7-0	9	11-7-0	1-2-0	Phillips, A. (W 1-0)	7034	2:38
Mar 21, 2014	ALABAMA*	L, 9-17	9-11-2	17-15-1	9	11-8-0	1-3-0	Jackson, Z. (L 1-1)	8112	3:28
Mar 22, 2014	ALABAMA*	W, 2-1	2-7-1	1-4-1	9	12-8-0	2-3-0	Killian, T. (W 1-3)	9036	2:14
Mar 23, 2014	ALABAMA*	W, 1-0	1-5-0	0-4-0	9	13-8-0	3-3-0	Oliver, C. (W 2-2)	7967	2:26
Mar 25, 2014	MISSISSIPPI VALLEY	W, 6-0	6-10-0	0-6-2	9	14-8-0	3-3-0	Poche, C. (W 2-0)	-	2:13
Mar 25, 2014	MISSISSIPPI VALLEY	W, 12-1	12-11-3	1-4-0	7	15-8-0	3-3-0	Teague, J. (W 1-0)	7412	2:19
Mar 26, 2014	vs Mississippi Valley	W, 3-0	3-6-0	0-4-3	9	16-8-0	3-3-0	Phillips, A. (W 2-0)	8867	2:26
Mar 29, 2014	at Mississippi State*	W, 4-0	4-10-1	0-10-1	9	17-8-0	4-3-0	Beeks, J. (W 4-2)	-	2:38
Mar 29, 2014	at Mississippi State*	L, 1-5	1-4-0	5-10-0	9	17-9-0	4-4-0	Killian, T. (L 1-4)	9213	2:01
Mar 30, 2014	at Mississippi State*	L, 1-5	1-6-1	5-7-0	9	17-10-0	4-5-0	Oliver, C. (L 2-3)	7766	2:42
Apr 01, 2014	NEBRASKA	W, 4-3	4-8-1	3-2-0	9	18-10-0	4-5-0	Jackson, Z. (W 2-1)	7571	2:21
Apr 02, 2014	NEBRASKA	L, 4-6	4-10-1	6-10-1	9	18-11-0	4-5-0	Lowery, J. (L 0-1)	7357	2:43
Apr 04, 2014	SOUTH CAROLINA*	L, 1-2	1-4-0	2-7-1	9	18-12-0	4-6-0	Killian, T. (L 1-5)	-	2:25
Apr 04, 2014	SOUTH CAROLINA*	W, 4-1	4-4-4	1-4-3	9	19-12-0	5-6-0	Beeks, J. (W 5-2)	9947	2:01
Apr 05, 2014	SOUTH CAROLINA*	W, 7-0	7-11-0	0-5-2	9	20-12-0	6-6-0	Oliver, C. (W 3-3)	10103	2:36
Apr 08, 2014	UNLV	L, 7-10	7-8-2	10-10-0	9	20-13-0	6-6-0	Simpson, L. (L 0-1)	7234	3:17
Apr 09, 2014	UNLV	W, 9-2	9-12-1	2-4-2	9	21-13-0	6-6-0	Phillips, A. (W 3-0)	7621	2:12
Apr 11, 2014	at LSU*	L, 3-5	3-5-2	5-5-1	9	21-14-0	6-7-0	Killian, T. (L 1-6)	10892	2:53
Apr 12, 2014	at LSU*	L, 4-5	4-8-3	5-8-3	9	21-15-0	6-8-0	Gunn, M. (L 1-1)	10642	2:36
Apr 13, 2014	at LSU*	W, 10-4	10-8-0	4-4-2	9	22-15-0	7-8-0	Oliver, C. (W 4-3)	10695	2:46
Apr 15, 2014	STEPHEN F. AUSTIN	W, 7-2	7-12-1	2-8-2	9	23-15-0	7-8-0	Poche, C. (W 3-0)	7124	2:29
Apr 18, 2014	VANDERBILT*	W, 6-2	6-10-2	2-6-0	9	24-15-0	8-8-0	Killian, T. (W 2-6)	9044	2:30
Apr 19, 2014	VANDERBILT*	L, 1-2	1-8-0	2-6-1	9	24-16-0	8-9-0	Beeks, J. (L 5-3)	9578	2:39
Apr 20, 2014	VANDERBILT*	W, 3-1	3-4-0	1-7-0	9	25-16-0	9-9-0	Oliver, C. (W 5-3)	8126	2:39
Apr 22, 2014	NORTHWESTERN STATE	W, 8-1	8-13-0	1-6-2	9	26-16-0	9-9-0	Lowery, J. (W 1-1)	7368	2:38
Apr 23, 2014	NORTHWESTERN STATE	W, 15-3	15-13-1	3-8-1	9	27-16-0	9-9-0	Tacolini, D. (W 1-0)	7455	2:33
Apr 25, 2014	AUBURN*	L, 1-2	1-6-2	2-4-0	9	27-17-0	9-10-0	Killian, T. (L 2-7)	10087	2:34
Apr 26, 2014	AUBURN*	W, 4-3	4-13-1	3-5-0	(10)	28-17-0	10-10-0	Gunn, M. (W 2-1)	-	3:14
Apr 26, 2014	AUBURN*	L, 2-7	2-7-2	7-8-0	9	28-18-0	10-11-0	Oliver, C. (L 5-4)	11742	2:35
Apr 29, 2014	at Missouri State	W, 4-1	4-8-0	1-5-1	9	29-18-0	10-11-0	Tacolini, D. (W 2-0)	525	2:32
May 02, 2014	at Ole Miss*	L, 2-3	2-6-0	3-9-1	9	29-19-0	10-12-0	Killian, T. (L 2-8)	9224	2:21
May 03, 2014	at Ole Miss*	L, 4-7	4-12-1	7-12-0	9	29-20-0	10-13-0	Beeks, J. (L 5-4)	9416	3:08
May 04, 2014	at Ole Miss*	W, 11-1	11-16-0	1-5-1	9	30-20-0	11-13-0	Oliver, C. (W 6-4)	7121	3:01
May 09, 2014	TEXAS A&M*	W, 3-2	3-8-2	2-4-1	9	31-20-0	12-13-0	Gunn, M. (W 3-0)	9428	2:54
May 10, 2014	TEXAS A&M*	W, 7-3	7-8-1	3-7-2	9	32-20-0	13-13-0	Stone, J. (W 4-0)	9988	2:38
May 11, 2014	TEXAS A&M*	L, 5-6	5-11-3	6-8-3	(10)	32-21-0	13-14-0	Gunn, M. (L 3-2)	8793	3:50
May 15, 2014	at Missouri*	W, 9-4	9-11-2	4-6-0	9	33-21-0	14-14-0	Killian, T. (W 3-8)	725	2:42
May 16, 2014	at Missouri*	W, 4-0	4-9-1	0-3-0	9	34-21-0	15-14-0	Oliver, C. (W 7-4)	758	3:01
May 17, 2014	at Missouri*	W, 7-5	7-13-1	5-11-2	(11)	35-21-0	16-14-0	Simpson, L. (W 1-1)	765	3:39
May 20, 2014	vs Texas A&M!	W, 4-0	4-6-1	0-7-0	9	36-21-0	16-14-0	Killian, T. (W 4-8)	2935	2:32
May 21, 2014	vs Ole Miss!	W, 2-1	2-8-0	1-7-0	9	37-21-0	16-14-0	Oliver, C. (W 8-4)	5941	2:51
May 22, 2014	vs LSU!	L, 2-7	2-5-0	7-12-1	9	37-22-0	16-14-0	Poche, C. (L 3-1)	-	3:00
May 23, 2014	vs Ole Miss!	W, 8-7	8-10-0	7-12-2	9	38-22-0	16-14-0	Gunn, M. (W 4-2)	-	3:09
May 24, 2014	vs LSU!	L, 1-11	1-4-2	11-16-0	8	38-23-0	16-14-0	Jackson, Z. (L 2-2)	-	2:38
May 30, 2014	vs Liberty+	W, 3-2	3-7-0	2-5-0	9	39-23-0	16-14-0	Oliver, C. (W 9-4)	3334	3:10
May 31, 2014	at Virginia+	L, 0-3	0-2-1	3-9-1	9	39-24-0	16-14-0	Killian, T. (L 4-9)	4579	2:36
Jun 01, 2014	vs Bucknell+	W, 10-0	10-16-3	0-3-1	9	40-24-0	16-14-0	Beeks, J. (W 6-4)	3121	3:14
Jun 01, 2014	at Virginia+	L, 2-9	2-8-2	9-9-0	9	40-25-0	16-14-0	Jackson, Z. (L 2-3)	4005	3:33

^ - Cal Baseball Classic • * - SEC Game • % - Played in North Little Rock • ! - SEC Tournament • + - Charlottesville Regional • () extra inning game

Team Batting

At bats:	45	at Missouri (May 17, 2014)
Runs scored:	15	vs Northwestern State (Apr 23, 2014)
Hits:	16	at Ole Miss (May 04, 2014)
		vs Bucknell (Jun 01, 2014 at Charlottesville, Va.)
RBI's:	14	vs Northwestern State (Apr 23, 2014)
Doubles:	5	vs Mississippi Valley (Mar 25, 2014)
Triples:	1	(9 games)
Home runs:	3	at Missouri (May 15, 2014)
Total bases:	24	at Missouri (May 15, 2014)
Walks:	8	vs Eastern Illinois (Feb 23, 2014)
Strikeouts:	15	at LSU (Apr 11, 2014)
Sac hits:	4	vs South Carolina (Apr 04, 2014)
Sac flies:	2	(5 games)
Stolen bases:	4	at LSU (Apr 12, 2014)
Hit by pitch:	6	vs Appalachian State (Feb 16, 2014)
Caught stealing:	2	vs Stephen F. Austin (Apr 15, 2014)
	2	vs Texas A&M (May 10, 2014)
Runners LOB:	15	vs Texas A&M (May 11, 2014)
Hit into DP:	3	vs Bucknell (Jun 01, 2014 at Charlottesville, Va.)

Team Fielding

Putouts:	33	at Missouri (May 17, 2014)
Assists:	19	vs Texas A&M (May 10, 2014)
Errors:	4	vs Appalachian State (Feb 15, 2014)
	4	vs South Carolina (Apr 04, 2014)
Passed balls:	2	vs Alabama (Mar 21, 2014)
	2	vs Mississippi Valley (Mar 25, 2014)
DPs turned:	3	(4 games)

Team Pitching

Innings pitched:	11.0	at Missouri (May 17, 2014)
Runs allowed:	17	vs Alabama (Mar 21, 2014)
Earned runs:	15	vs Alabama (Mar 21, 2014)
Walks allowed:	8	vs Eastern Illinois (Feb 23, 2014)
	8	vs Nebraska (Apr 01, 2014)
Strikeouts:	14	vs Bucknell (Jun 01, 2014 at Charlottesville, Va.)
Hits allowed:	16	vs LSU (May 24, 2014 at Hoover, Ala.)
Doubles allowed:	5	vs Alabama (Mar 21, 2014)
Triples allowed:	1	vs Appalachian State (Feb 15, 2014)
	1	vs Alabama (Mar 21, 2014)
	1	vs UNLV (Apr 08, 2014)
Homers allowed:	3	vs LSU (May 24, 2014 at Hoover, Ala.)
Wild pitches:	5	at Missouri (May 17, 2014)
Hit batters:	5	vs Alabama (Mar 21, 2014)

Individual Batting

At bats:	6	(4 games)
Runs scored:	3	(8 games)
Hits:	4	Joe Serrano vs South Alabama (Feb 28, 2014)
	4	Eric Fisher vs Grambling State (Mar 19, 2014)
RBI's:	5	Blake Baxendale at LSU (Apr 13, 2014)
	5	Brian Anderson at Missouri (May 15, 2014)
Doubles:	3	Joe Serrano vs South Alabama (Feb 28, 2014)
Triples:	1	(9 games)
Home runs:	2	Brian Anderson at Missouri (May 15, 2014)
Total bases:	11	Brian Anderson at Missouri (May 15, 2014)
Walks:	3	Brian Anderson vs UNLV (Apr 08, 2014)
Strikeouts:	3	(13 games)
Sac hits:	2	Andrew Benintendi at LSU (Apr 12, 2014)
	2	Clark Eagan vs Texas A&M (May 10, 2014)
Sac flies:	1	(36 games)
Stolen bases:	2	(4 games)
Hit by pitch:	2	(8 games)
Caught stealing:	1	(16 games)
Runners LOB:	6	Michael Bernal at Ole Miss (May 03, 2014)

Fielding

Putouts:	16	Eric Fisher vs Texas A&M (May 10, 2014)
Assists:	7	Brian Anderson vs South Alabama (Mar 01, 2014)
	7	Michael Bernal at LSU (Apr 11, 2014)
	7	Brian Anderson vs Texas A&M (May 10, 2014)
Errors:	3	Bobby Wernes at LSU (Apr 12, 2014)
Passed balls:	2	Jake Wise vs Alabama (Mar 21, 2014)

Pitching

Innings pitched:	9.0	Jalen Beeks vs San Francisco (Mar 07, 2014)
	9.0	Trey Killian vs Alabama (Mar 22, 2014)
	9.0	Jalen Beeks vs South Carolina (Apr 04, 2014)
Runs allowed:	7	Chris Oliver vs Auburn (Apr 26, 2014)
Earned runs:	6	Chris Oliver vs Auburn (Apr 26, 2014)
	6	Jackson Lowery vs LSU (May 24, 2014 at Hoover, Ala.)
Walks allowed:	7	Chris Oliver at LSU (Apr 13, 2014)
Strikeouts:	10	Chris Oliver vs South Carolina (Apr 05, 2014)
Hits allowed:	10	Jalen Beeks at Ole Miss (May 03, 2014)
Doubles allowed:	3	Jalen Beeks vs Alabama (Mar 21, 2014)
	3	Trey Killian at Ole Miss (May 02, 2014)
	3	Chris Oliver vs Texas A&M (May 10, 2014)
Triples allowed:	1	Michael Gunn vs Appalachian State (Feb 15, 2014)
	1	Jackson Lowery vs Alabama (Mar 21, 2014)
	1	Jackson Lowery vs UNLV (Apr 08, 2014)
Homers allowed:	2	Alex Phillips vs Appalachian State (Feb 16, 2014)
Wild pitches:	4	Colin Poche at Missouri (May 17, 2014)
Hit batters:	2	(11 games)



Joe Serrano recorded a season-high three doubles against South Alabama on Feb. 28 in a 12-1 victory at Baum Stadium.



Chris Oliver recorded a single-game high 10 strikeouts against top-ranked South Carolina on April 5 in a 7-0 victory over the Gamecocks.

Arkansas Razorbacks 2014 Overall Statistics

2014 RECORD: 40-25 • HOME: 25-10 • AWAY: 8-12 • NEUTRAL: 7-3 • SEC: 16-14 • NCAA TOURNAMENT: 2-2

ARKANSAS BASEBALL

Individual Hitting

#	Player	AVG	GP	GS	AB	R	H	2B	3B	HR	RBI	TB	SLG%	BB	HBP	SO	GDP	OB%	SF	SH	SB	ATT	PO	A	E	FLD%	
01	Brian Anderson	.328	65	65	241	39	79	14	3	7	51	120	.498	20	15	40	7	.401	8	3	9	11	146	183	15	.956	
10	Joe Serrano	.289	61	60	228	35	66	14	0	0	22	80	.351	29	2	38	3	.366	6	7	8	8	107	2	4	.965	
16	Andrew Benintendi	.276	61	60	225	45	62	8	1	1	27	75	.333	24	10	20	3	.368	2	7	17	21	126	5	1	.992	
29	Eric Fisher	.268	65	61	235	35	63	16	0	9	45	106	.451	17	2	45	0	.315	6	2	5	7	571	39	3	.995	
08	Tyler Spoon	.256	64	64	234	39	60	12	2	3	37	85	.363	29	7	37	9	.350	4	5	5	7	145	11	0	1.000	
03	Michael Bernal	.250	60	58	180	30	45	4	1	2	18	57	.317	12	18	41	1	.357	0	3	1	2	49	164	20	.914	
07	Bobby Wernes	.217	56	55	175	18	38	1	0	0	18	39	.223	20	6	36	4	.317	1	7	1	4	27	120	8	.948	
<hr/>																											
44	Alex Gosser	.320	8	7	25	4	8	1	0	0	3	9	.360	6	0	6	0	.452	0	0	0	0	46	3	0	1.000	
09	Clark Eagan	.301	46	31	123	26	37	4	1	2	12	49	.398	16	7	18	2	.411	0	7	4	5	23	5	6	.824	
24	Blake Baxendale	.290	34	26	93	7	27	7	0	1	21	37	.398	6	2	23	3	.347	0	1	0	0	75	4	2	.975	
05	Brett McAfee	.277	15	14	47	3	13	4	0	0	9	17	.362	4	2	7	0	.339	3	0	0	0	18	38	4	.933	
33	Krisjon Wilkerson	.257	37	29	101	17	26	3	1	2	14	37	.366	8	7	34	2	.347	2	3	1	1	1	0	0	1.000	
19	Jake Wise	.152	55	52	151	19	23	3	0	1	14	29	.192	23	7	38	0	.286	4	9	4	5	346	42	2	.995	
12	Garrett Rucker	.143	11	1	14	4	2	1	0	0	0	3	.214	1	0	8	0	.200	0	0	1	1	4	0	0	1.000	
14	Josh Alberius	.125	12	1	16	1	2	0	0	0	3	2	.125	0	0	1	2	.125	0	0	0	0	5	11	2	.889	
13	Michael Gunn	.083	12	1	12	1	1	0	0	0	0	1	.083	4	0	4	0	.313	0	0	0	0	1	7	0	1.000	
49	Jalen Beeks	.000	1	1	1	0	0	0	0	0	0	0	.000	0	0	1	0	.000	0	0	0	0	5	16	0	1.000	
35	Jackson Lowery	.000	1	0	0	0	0	0	0	0	0	0	.000	0	0	0	0	.000	0	0	0	0	1	5	0	1.000	
<hr/>																											
Totals		.263	65	65	2101	323	552	92	9	28	294	746	.355	219	85	397	36	.351	36	54	56	72	1726	722	73	.971	
Opponents		.214	65	65	2052	206	440	65	3	22	182	577	.281	210	59	435	50	.304	14	37	43	68	1677	609	58	.975	

LOB - Team (496), Opp (442). DPs turned - Team (61), Opp (43). CI - Team (2), Baxendale, B 1, Wise, J. 1, Opp (1). IBB - Team (12), Spoon, T. 4, Anderson, B. 3, Fisher, E. 2, Wise, J. 2, Wernes, B. 1, Opp (5). Picked off - Benintendi A 2, Bernal, M. 1, Alberius, J. 1, Anderson, B. 1.

2015 RAZORBACKS

FACILITIES

Individual Pitching

#	Player	ERA	W	L	APP	GS	CG	SHO	CBO	SV	IP	H	R	ER	BB	SO	2B	3B	HR	AB	B/Avg	WP	HBP	BK	SFA	SHA	
49	Jalen Beeks	1.98	6	4	13	13	2	0	2	0	81.2	67	24	18	20	68	9	0	2	292	.229	7	5	1	3	2	
21	Trey Killian	2.30	4	9	14	14	4	0	1	0	94.0	74	31	24	18	62	10	0	4	334	.222	1	3	1	2	4	
39	Chris Oliver	2.51	9	4	16	16	0	0	3	0	93.1	68	30	26	36	59	13	0	3	320	.213	8	14	0	2	6	
<hr/>																											
14	Josh Alberius	0.00	0	0	1	0	0	0	0	0	0.2	0	0	0	0	0	0	0	0	2	.000	0	0	0	0	0	
13	Michael Gunn	0.74	4	2	28	0	0	0	4	7	36.2	21	4	3	16	35	5	1	1	127	.165	1	1	0	0	2	
30	Jacob Stone	0.94	4	0	24	0	0	0	1	4	38.1	16	8	4	13	31	3	0	1	121	.132	2	9	0	1	5	
32	Zach Jackson	2.53	2	3	24	2	0	0	4	2	42.2	28	17	12	21	42	6	0	3	152	.184	4	4	0	0	3	
37	Chris Falwell	2.70	0	0	4	0	0	0	1	0	6.2	6	2	2	3	4	0	0	0	26	.231	0	0	0	0	0	
15	Colin Poche	3.00	3	1	18	8	0	0	2	0	39.0	32	14	13	27	28	6	0	1	142	.225	11	2	2	1	2	
55	Alex Phillips	3.52	3	0	10	8	0	0	2	0	30.2	26	13	12	13	17	0	0	4	109	.239	2	1	0	1	5	
45	Landon Simpson	3.55	1	1	15	0	0	0	1	0	25.1	27	14	10	12	20	3	0	1	98	.276	2	1	0	3	3	
35	Jackson Lowery	4.04	1	1	20	0	0	0	4	1	35.2	29	18	16	13	35	2	2	1	134	.216	3	8	2	0	3	
28	James Teague	4.86	1	0	8	1	0	0	0	0	16.2	14	9	9	5	11	1	0	0	61	.230	0	2	1	0	2	
25	Dominic Taccolini	4.94	2	0	17	3	0	0	1	0	31.0	29	19	17	12	20	4	0	1	121	.240	3	8	1	1	0	
40	Lance Phillips	6.00	0	0	3	0	0	0	0	0	3.0	3	3	2	1	3	3	0	0	13	.231	0	1	0	0	0	
<hr/>																											
Totals		2.63	40	25	65	65	6	10	10	14	575.1	440	206	168	210	435	65	3	22	2052	.214	44	59	8	14	37	
Opponents		4.72	25	40	65	65	1	2	2	16	559.0	552	323	293	219	397	92	9	28	2101	.263	48	85	6	36	54	

PB - Team (14), Wise, J. 10, Gosser, A. 3, Baxendale, B 1, Opp (10). Pickoffs - Team (18), Wise, J. 6, Oliver, C. 5, Beeks, J. 3, Stone, J. 2, Poche, C. 2, Opp (5). SBA/ATT - Wise, J. (25-45), Killian, T. (4-15), Baxendale, B (13-14), Jackson, Z. (8-9), Poche, C. (6-8), Lowery, J. (5-7), Oliver, C. (5-6), Gosser, A. (5-6), Simpson, L. (4-5), Beeks, J. (2-4), Gunn, M. (2-3), Teague, J. (3-3), Stone, J. (0-3), Falwell, C. (2-2), Phillips, A. (1-2), Taccolini, D (1-1).

2014 REVIEW

HISTORY

Position Player Fielding

#	Player	C	PO	A	E	FLD%	DPS	SBA	CSB	SBA%	PB	CI
08	Tyler Spoon	156	145	11	0	1.000	4	0	0	-	0	0
44	Alex Gosser	49	46	3	0	1.000	0	5	1	.833	3	0
12	Garrett Rucker	4	4	0	0	1.000	0	0	0	-	0	0
33	Krisjon Wilkerson	1	1	0	0	1.000	0	0	0	-	0	0
29	Eric Fisher	613	571	39	3	.995	51	0	0	-	0	0
19	Jake Wise	390	346	42	2	.995	3	25	20	.556	10	1
16	Andrew Benintendi	132	126	5	1	.992	0	0	0	-	0	0
24	Blake Baxendale	81	75	4	2	.975	6	13	1	.929	1	1
10	Joe Serrano	113	107	2	4	.965	0	0	0	-	0	0
01	Brian Anderson	344	146	183	15	.956	50	0	0	-	0	0
07	Bobby Wernes	155	27	120	8	.948	11	0	0	-	0	0
05	Brett McAfee	60	18	38	4	.933	8	0	0	-	0	0
03	Michael Bernal	233	49	164	20	.914	29	0	0	-	0	0
14	Josh Alberius	18	5	11	2	.889	2	0	0	-	0	0
09	Clark Eagan	34	23	5	6	.824	1	0	0	-	0	0

Pitcher Fielding

#	Player	C	PO	A	E	FLD%	DPS	SBA	CSB	SBA%	PB	CI
49	Jalen Beeks	21	5	16	0	1.000	0	2	2	.500	0	0
21	Trey Killian	18	7	11	0	1.000	1	4	11	.267	0	0
13	Michael Gunn	8	1	7	0	1.000	0	2	1	.667	0	0
28	James Teague	8	3	5	0	1.000	0	3	0	1.000	0	0
55	Alex Phillips	7	2	5	0	1.000	0	1	1	.500	0	0
35	Jackson Lowery	6	1	5	0	1.000	0	5	2	.714	0	0
25	Dominic Taccolini	6	1	5	0	1.000	0	1	0	1.000	0	0
45	Landon Simpson	4	1	3	0	1.000	0	4	1	.800	0	0
32	Zach Jackson	4	2	2	0	1.000	0	8	1	.889	0	0
15	Colin Poche	11	1	9	1	.909	0	6	2	.750	0	0
39	Chris Oliver	29	9	17	3	.897	0	5	1	.833	0	0
30	Jacob Stone	16	4	10	2	.875	0	0	3	.000	0	0
40	Lance Phillips	0	0	0	0	.000	0	0	0	-	0	0
37	Chris Falwell	0	0	0	0	.000	0	2	0	1.000	0	0
<hr/>												
Totals		2521	1726	722	73	.971	61	43	25	.632	14	2
Opponents		2344	1677	609	58	.975	43	56	16	.778	10	1

THE UNIVERSITY



2014 SEC RECORD: 16-14 • HOME: 9-6 • AWAY: 7-8

Individual Hitting

#	Player	AVG	GP	GS	AB	R	H	2B	3B	HR	RBI	TB	SLG%	BB	HBP	SO	GDP	OB%	SF	SH	SB	ATT	PO	A	E	FLD%	
29	Eric Fisher	.295	30	27	105	19	31	9	0	5	23	55	.524	10	0	25	0	.350	2	1	1	1	258	19	1	.996	
01	Brian Anderson	.289	30	30	114	16	33	6	1	2	18	47	.412	10	5	25	5	.366	2	3	7	8	66	86	5	.968	
10	Joe Serrano	.276	28	27	105	13	29	8	0	0	5	37	.352	11	1	19	1	.347	1	4	3	3	51	0	2	.962	
07	Bobby Wernes	.257	30	30	105	6	27	1	0	0	12	28	.267	6	1	23	0	.301	1	4	1	4	19	74	5	.949	
16	Andrew Benintendi	.255	29	28	110	21	28	1	1	0	9	31	.282	10	3	13	2	.331	1	3	7	9	67	2	0	1.000	
08	Tyler Spoon	.229	29	29	105	15	24	5	1	1	11	34	.324	15	4	20	3	.344	1	3	3	4	64	6	0	1.000	
03	Michael Bernal	.194	30	30	98	11	19	1	0	0	4	20	.204	3	6	20	0	.262	0	2	1	1	32	94	13	.906	
19	Jake Wise	.157	28	28	83	5	13	1	0	1	6	17	.205	11	2	22	0	.268	1	4	1	1	167	24	2	.990	

14	Josh Alberius	.500	2	0	2	1	1	0	0	0	1	1	.500	0	0	0	0	.500	0	0	0	0	2	0	0	1.000	
44	Alex Gosser	.286	2	1	7	1	2	0	0	0	1	2	.286	1	0	3	0	.375	0	0	0	0	12	0	0	1.000	
24	Blake Baxendale	.281	18	15	57	4	16	4	0	1	16	23	.404	0	0	16	1	.281	0	1	0	0	28	0	1	.966	
09	Clark Eagan	.281	24	15	57	10	16	1	0	2	8	23	.404	11	4	12	0	.431	0	4	3	4	11	0	1	.917	
33	Krisjon Wilkerson	.156	14	10	32	3	5	0	1	0	1	7	.219	2	1	13	0	.222	1	1	0	0	0	0	0	.000	
13	Michael Gunn	.000	7	0	6	0	0	0	0	0	0	0	.000	1	0	3	0	.143	0	0	0	0	0	1	0	1.000	
12	Garrett Rucker	.000	2	0	2	1	0	0	0	0	0	0	.000	0	0	0	0	.000	0	0	0	0	0	0	0	.000	
49	Jalen Beeks	.000	1	1	1	0	0	0	0	0	0	0	.000	0	0	1	0	.000	0	0	0	0	3	10	0	1.000	
35	Jackson Lowery	.000	1	0	0	0	0	0	0	0	0	0	.000	0	0	0	0	.000	0	0	0	0	1	1	0	1.000	
Totals		.247	30	30	989	126	244	37	4	12	115	325	.329	91	27	215	12	.324	10	30	27	35	800	345	34	.971	
Opponents		.220	30	30	947	99	208	33	1	12	85	279	.295	88	29	189	29	.303	7	13	17	32	797	299	28	.975	

LOB - Team (225), Opp (186). DPs turned - Team (35), Opp (16). CI - Team (1), Wise, J. 1, Opp (1). IBB - Team (7), Anderson, B. 2, Wise, J. 2, Fisher, E. 1, Wernes, B. 1, Spoon, T. 1, Opp (5). Picked off - Benintendi A 1.

Individual Pitching

#	Player	ERA	W	L	APP	GS	CG	SHO	CBO	SV	IP	H	R	ER	BB	SO	2B	3B	HR	AB	B/Avg	WP	HBP	BK	SFA	SHA	
21	Trey Killian	2.04	3	6	10	10	4	0	0	0	75.0	53	22	17	15	54	8	0	3	259	.205	1	3	0	1	4	
39	Chris Oliver	2.70	6	2	10	10	0	0	3	0	60.0	45	20	18	21	38	6	0	3	209	.215	3	8	0	2	0	
49	Jalen Beeks	2.88	2	3	8	8	1	0	1	0	50.0	51	21	16	11	36	7	0	2	189	.270	5	3	1	3	1	

14	Josh Alberius	0.00	0	0	1	0	0	0	0	0	0.2	0	0	0	0	0	0	0	0	2	.000	0	0	0	0	0	
30	Jacob Stone	1.33	2	0	9	0	0	0	0	0	20.1	7	5	3	7	13	1	0	0	60	.117	0	6	0	1	3	
13	Michael Gunn	1.53	2	2	14	0	0	0	3	3	17.2	10	3	3	10	17	4	0	1	63	.159	0	0	0	0	1	
45	Landon Simpson	3.18	1	0	3	0	0	0	0	0	5.2	6	2	2	3	4	0	0	0	21	.286	0	1	0	0	1	
32	Zach Jackson	4.11	0	1	12	0	0	0	2	0	15.1	13	9	7	7	15	3	0	2	56	.232	3	2	0	0	2	
25	Dominic Taccolini	6.23	0	0	6	2	0	0	0	0	13.0	12	9	9	8	7	3	0	1	52	.231	3	3	1	0	0	
35	Jackson Lowery	6.75	0	0	6	0	0	0	0	0	5.1	7	4	4	2	2	0	1	0	22	.318	0	3	0	0	1	
15	Colin Poche	9.82	0	0	5	0	0	0	0	0	3.2	4	4	4	4	3	1	0	0	14	.286	5	0	0	0	0	
Totals		2.80	16	14	30	30	5	4	4	3	266.2	208	99	83	88	189	33	1	12	947	.220	20	29	2	7	13	
Opponents		3.90	14	16	30	30	1	1	1	10	265.2	244	126	115	91	215	37	4	12	989	.247	23	27	2	10	30	

PB - Team (7), Wise, J. 6, Gosser, A. 1, Opp (3). Pickoffs - Team (9), Wise, J. 3, Beeks, J. 3, Oliver, C. 2, Stone, J. 1, Opp (1). SBA/ATT - Wise, J. (14-28), Killian, T. (2-11), Oliver, C. (5-6), Beeks, J. (2-4), Lowery, J. (2-3), Jackson, Z. (3-3), Baxendale, B. (2-2), Stone, J. (0-2), Poche, C. (2-2), Gunn, M. (1-1), Gosser, A. (1-1).

Position Player Fielding

#	Player	C	PO	A	E	FLD%	DPS	SBA	CSB	SBA%	PB	CI
08	Tyler Spoon	70	64	6	0	1.000	3	0	0	-	0	0
16	Andrew Benintendi	69	67	2	0	1.000	0	0	0	-	0	0
44	Alex Gosser	12	12	0	0	1.000	0	1	0	1.000	1	0
14	Josh Alberius	2	2	0	0	1.000	0	0	0	-	0	0
29	Eric Fisher	278	258	19	1	.996	29	0	0	-	0	0
19	Jake Wise	193	167	24	2	.990	2	14	14	.500	6	1
01	Brian Anderson	157	66	86	5	.968	28	0	0	-	0	0
24	Blake Baxendale	29	28	0	1	.966	5	2	0	1.000	0	0
10	Joe Serrano	53	51	0	2	.962	0	0	0	-	0	0
07	Bobby Wernes	98	19	74	5	.949	10	0	0	-	0	0
09	Clark Eagan	12	11	0	1	.917	0	0	0	-	0	0
03	Michael Bernal	139	32	94	13	.906	17	0	0	-	0	0
33	Krisjon Wilkerson	0	0	0	0	.000	0	0	0	-	0	0
12	Garrett Rucker	0	0	0	0	.000	0	0	0	-	0	0

Position Player Fielding

#	Player	C	PO	A	E	FLD%	DPS	SBA	CSB	SBA%	PB	CI
21	Trey Killian	17	7	10	0	1.000	1	2	9	.882	0	0
49	Jalen Beeks	13	3	10	0	1.000	0	2	2	.500	0	0
25	Dominic Taccolini	3	1	2	0	1.000	0	0	0	-	0	0
32	Zach Jackson	3	2	1	0	1.000	0	3	0	1.000	0	0
35	Jackson Lowery	2	1	1	0	1.000	0	2	1	.667	0	0
45	Landon Simpson	2	1	1	0	1.000	0	0	0	-	0	0
13	Michael Gunn	1	0	1	0	1.000	0	1	0	1.000	0	0
39	Chris Oliver	17	7	8	2	.882	0	5	1	.833	0	0
30	Jacob Stone	9	1	6	2	.778	0	0	2	.000	0	0
15	Colin Poche	0	0	0	0	.000	0	2	0	1.000	0	0
Totals		1179	800	345	34	.971	35	17	15	.531	7	1
Opponents		1124	797	299	28	.975	16	27	8	.771	3	1



II GAME-BY-GAME HITTING

ARKANSAS BASEBALL

2015 RAZORBACKS

FACILITIES

2014 REVIEW

HISTORY

THE UNIVERSITY

Date	Opponent	AB	R	H	RBI	2B	3B	HR	BB	IBB	SB	CS	HBP	SAC	SF	GDP	K	PO	A	E	Avg
Feb 14, 2014	APPALACHIAN STATE	35	12	13	10	4	0	1	6	0	0	0	3	1	1	0	7	27	14	1	.371
Feb 15, 2014	APPALACHIAN STATE	34	7	11	7	0	0	2	3	0	2	0	3	1	0	0	6	27	11	4	.348
Feb 16, 2014	APPALACHIAN STATE	22	8	3	7	2	0	0	7	0	1	0	6	2	1	1	3	27	4	1	.297
Feb 21, 2014	EASTERN ILLINOIS	27	6	4	4	3	0	0	2	0	2	0	3	1	1	0	3	27	18	2	.263
Feb 22, 2014	EASTERN ILLINOIS	35	8	10	7	0	1	1	1	0	0	0	3	1	0	0	5	27	13	0	.268
Feb 23, 2014	EASTERN ILLINOIS	31	8	10	8	4	0	1	8	2	0	1	1	1	1	0	3	27	15	1	.277
Feb 28, 2014	SOUTH ALABAMA	36	12	14	12	4	0	0	7	0	0	0	2	0	1	1	7	27	15	0	.295
Mar 01, 2014	SOUTH ALABAMA	32	1	8	1	1	0	0	2	0	0	0	0	0	1	1	3	27	12	1	.290
Mar 01, 2014	SOUTH ALABAMA	32	3	8	3	0	1	0	4	0	1	0	2	0	1	2	5	27	12	3	.285
Mar 07, 2014	vs San Francisco^	34	1	6	1	1	0	0	0	0	0	0	1	0	0	0	7	27	11	1	.274
Mar 08, 2014	vs Tulane^	33	4	9	4	1	0	0	1	0	0	1	1	1	1	0	4	27	17	1	.274
Mar 09, 2014	at California^	33	3	6	2	1	0	1	4	0	0	0	1	0	0	1	5	24	14	2	.266
Mar 09, 2014	at California^	34	1	9	1	1	0	0	2	0	1	0	0	1	1	0	5	24	9	1	.266
Mar 14, 2014	at Florida*	33	1	7	1	1	0	0	2	0	1	0	0	0	0	0	11	24	12	0	.262
Mar 15, 2014	at Florida*	28	0	3	0	0	0	0	2	0	0	1	1	1	0	0	7	24	10	0	.253
Mar 16, 2014	at Florida*	34	9	9	6	2	0	1	5	0	0	0	2	2	1	0	10	27	11	2	.253
Mar 18, 2014	GRAMBLING STATE	30	4	8	4	2	0	0	4	0	0	0	4	1	0	1	4	27	13	2	.254
Mar 19, 2014	GRAMBLING STATE	32	8	12	8	2	1	0	6	0	1	0	5	0	1	2	3	27	10	0	.261
Mar 21, 2014	ALABAMA*	38	9	11	9	2	0	1	7	0	0	0	2	0	0	0	5	27	6	2	.263
Mar 22, 2014	ALABAMA*	28	2	7	2	0	0	0	3	1	0	0	1	2	0	0	3	27	9	1	.262
Mar 23, 2014	ALABAMA*	26	1	5	1	1	1	0	2	0	1	0	3	1	0	1	3	27	10	0	.259
Mar 25, 2014	MISSISSIPPI VALLEY	32	6	10	6	2	0	0	3	0	1	0	3	0	1	2	6	27	6	0	.262
Mar 25, 2014	MISSISSIPPI VALLEY	26	12	11	12	5	0	1	7	0	3	1	2	1	2	0	5	21	9	3	.268
Mar 26, 2014	vs Mississippi Valley	29	3	6	1	0	0	0	4	0	3	1	1	1	1	0	4	27	8	0	.265
Mar 29, 2014	at Mississippi State*	34	4	10	3	1	0	0	2	0	1	1	2	1	0	1	10	27	10	1	.266
Mar 29, 2014	at Mississippi State*	29	1	4	1	0	0	0	0	0	0	0	1	1	0	1	2	24	13	0	.262
Mar 30, 2014	at Mississippi State*	34	1	6	1	1	0	0	0	0	1	0	1	0	0	0	14	24	9	1	.259
Apr 01, 2014	NEBRASKA	29	4	8	4	1	0	0	0	0	0	0	2	0	2	1	4	27	10	1	.259
Apr 02, 2014	NEBRASKA	33	4	10	3	0	0	0	3	0	2	0	2	1	0	2	6	27	18	1	.261
Apr 04, 2014	SOUTH CAROLINA*	30	1	4	1	2	0	0	3	0	1	0	0	1	0	0	13	27	11	0	.257
Apr 04, 2014	SOUTH CAROLINA*	26	4	4	4	1	0	0	2	0	0	0	0	4	1	0	5	27	14	4	.254
Apr 05, 2014	SOUTH CAROLINA*	32	7	11	6	1	0	0	7	1	1	0	0	2	0	1	8	27	8	0	.257
Apr 08, 2014	UNLV	33	7	8	7	0	0	2	5	0	0	0	2	0	1	1	5	27	9	2	.256
Apr 09, 2014	UNLV	33	9	12	8	1	1	1	6	0	1	0	1	2	1	0	3	27	8	1	.260
Apr 11, 2014	at LSU*	32	3	5	3	2	0	1	4	0	0	0	1	0	0	0	15	24	16	2	.257
Apr 12, 2014	at LSU*	31	4	8	3	1	0	1	2	1	4	0	2	3	2	0	5	26	13	3	.257
Apr 13, 2014	at LSU*	33	10	8	10	2	0	2	6	0	1	1	1	1	2	0	4	27	13	0	.256
Apr 15, 2014	STEPHEN F. AUSTIN	31	7	12	6	4	0	0	3	0	2	2	0	1	1	0	3	27	6	1	.260
Apr 18, 2014	VANDERBILT*	33	6	10	6	1	0	1	1	0	3	0	0	0	1	0	7	27	13	2	.261
Apr 19, 2014	VANDERBILT*	34	1	8	1	1	0	0	2	0	1	0	0	0	0	1	10	27	15	0	.260
Apr 20, 2014	VANDERBILT*	26	3	4	2	0	0	0	3	0	1	0	2	2	0	0	6	27	12	0	.258
Apr 22, 2014	NORTHWESTERN STATE	35	8	13	7	2	0	0	2	0	3	0	1	0	1	1	6	27	13	0	.261
Apr 23, 2014	NORTHWESTERN STATE	36	15	13	14	1	0	2	7	0	0	0	0	1	0	0	4	27	9	1	.264
Apr 25, 2014	AUBURN*	29	1	6	1	1	0	0	3	1	1	0	0	2	0	1	5	27	10	2	.262
Apr 26, 2014	AUBURN*	40	4	13	4	4	0	0	4	1	1	0	1	0	1	0	8	30	15	1	.264
Apr 26, 2014	AUBURN*	33	2	7	2	2	0	0	2	0	0	0	0	0	1	5	27	12	2	.263	
Apr 29, 2014	at Missouri State	32	4	8	4	2	0	1	7	0	1	0	0	1	1	1	7	27	10	0	.263
May 02, 2014	at Ole Miss*	31	2	6	2	0	1	0	3	0	0	1	1	1	0	1	6	24	9	0	.261
May 03, 2014	at Ole Miss*	38	4	12	4	1	1	0	1	0	0	0	1	0	0	1	7	24	12	1	.263
May 04, 2014	at Ole Miss*	39	11	16	10	0	0	0	1	0	2	0	2	2	1	0	3	27	12	0	.266
May 09, 2014	TEXAS A&M*	32	3	8	3	1	0	1	5	1	3	1	0	1	0	0	13	27	5	2	.266
May 10, 2014	TEXAS A&M*	28	7	8	6	0	0	1	3	0	0	2	0	2	0	0	3	27	19	1	.266
May 11, 2014	TEXAS A&M*	43	5	11	5	2	0	0	5	1	1	0	1	1	0	0	9	30	13	3	.266
May 15, 2014	at Missouri*	36	9	11	9	2	1	3	5	0	1	0	0	0	1	1	4	27	10	2	.267
May 16, 2014	at Missouri*	34	4	9	4	2	0	0	3	0	2	0	1	0	0	1	6	27	8	1	.267
May 17, 2014	at Missouri*	45	7	13	5	3	0	0	3	0	0	1	1	0	0	1	8	33	15	1	.267
May 20, 2014	vs Texas A&M!	28	4	6	4	0	0	1	2	0	1	1	3	1	0	0	2	27	6	1	.267
May 21, 2014	vs Ole Miss!	30	2	8	1	2	0	0	3	1	1	1	2	2	1	0	5	27	9	0	.267
May 22, 2014	vs LSU!	31	2	5	1	0	0	0	4	1	0	0	0	0	1	0	9	27	9	0	.265
May 23, 2014	vs Ole Miss!	36	8	10	8	4	0	0	3	0	1	0	0	1	2	0	9	27	12	0	.265
May 24, 2014	vs LSU!	27	1	4	1	0	0	0	2	0	0	0	1	0	0	1	4	23	10	2	.263
May 30, 2014	vs Liberty+	28	3	7	3	0	0	1	4	1	2	0	0	2	0	0	8	27	8	0	.263
May 31, 2014	at Virginia+	28	0	2	0	1	0	0	2	0	0	0	0	0	0	2	9	24	13	1	.261
Jun 01, 2014	vs Bucknell+	41	10	16	8	2	1	0	4	0	0	0	3	0	1	3	7	27	10	3	.263
Jun 01, 2014	at Virginia+	34	2	8	2	2	0	1	0	0	0	0	0	0	0	1	6	27	6	2	.263
	Totals	2101	323	552	294	92	9	28	219	12	56	16	85	54	36	36	397	1726	722	73	.263

^ - Cal Baseball Classic • * - SEC Game • % - Played in North Little Rock • ! - SEC Tournament • + - Charlottesville Regional • () extra inning game

GAME-BY-GAME PITCHING II



Date	Opponent	IP	H	R	ER	BB	SO	2B	3B	HR	WP	BK	HBP	DP	IBB	Score	W	L	SV	ERA
Feb 14, 2014	APPALACHIAN STATE	9.0	4	2	2	1	10	0	0	0	1	0	3	2	0	12-2	1	0	0	2.00
Feb 15, 2014	APPALACHIAN STATE	9.0	7	6	4	0	9	2	1	0	1	0	3	0	0	7-6	2	0	1	3.00
Feb 16, 2014	APPALACHIAN STATE	9.0	5	3	2	2	9	0	0	2	0	0	1	0	0	8-3	3	0	1	2.67
Feb 21, 2014	EASTERN ILLINOIS	9.0	6	2	1	3	6	3	0	0	0	0	1	1	0	6-2	4	0	1	2.25
Feb 22, 2014	EASTERN ILLINOIS	9.0	7	3	3	4	9	2	0	0	0	0	0	1	0	8-3	5	0	1	2.40
Feb 23, 2014	EASTERN ILLINOIS	9.0	6	3	0	8	4	1	0	0	1	0	2	1	0	8-3	6	0	1	2.00
Feb 28, 2014	SOUTH ALABAMA	9.0	4	1	1	3	8	0	0	0	1	0	0	2	0	12-1	7	0	1	1.86
Mar 01, 2014	SOUTH ALABAMA	9.0	5	2	1	6	7	0	0	0	0	0	0	2	0	1-2	7	1	1	1.75
Mar 01, 2014	SOUTH ALABAMA	9.0	9	5	4	3	5	2	0	0	2	1	0	1	0	3-5	7	2	1	2.00
Mar 07, 2014	vs San Francisco^	9.0	4	2	1	1	6	0	0	0	0	0	1	0	0	1-2	7	3	1	1.90
Mar 08, 2014	vs Tulane^	9.0	4	0	0	6	6	1	0	0	0	2	0	1	0	4-0	8	3	2	1.73
Mar 09, 2014	at California^	8.0	7	4	4	5	5	1	0	0	1	0	1	1	0	3-4	8	4	2	1.93
Mar 09, 2014	at California^	8.0	5	2	1	0	1	1	0	0	1	0	1	0	0	1-2	8	5	2	1.88
Mar 14, 2014	at Florida*	8.0	9	2	2	4	8	3	0	0	0	1	0	0	0	1-2	8	6	2	1.90
Mar 15, 2014	at Florida*	8.0	7	1	1	1	6	1	0	1	0	0	0	1	0	0-1	8	7	2	1.85
Mar 16, 2014	at Florida*	9.0	8	3	2	1	4	2	0	0	0	0	2	2	0	9-3	9	7	3	1.86
Mar 18, 2014	GRAMBLING STATE	9.0	5	3	3	2	7	0	0	0	1	0	0	0	0	4-3	10	7	4	1.93
Mar 19, 2014	GRAMBLING STATE	9.0	7	0	0	2	6	0	0	0	0	0	0	0	0	8-0	11	7	4	1.82
Mar 21, 2014	ALABAMA*	9.0	15	17	15	6	10	5	1	2	2	0	5	0	0	9-17	11	8	4	2.53
Mar 22, 2014	ALABAMA*	9.0	4	1	1	2	7	1	0	0	0	0	1	1	0	2-1	12	8	4	2.45
Mar 23, 2014	ALABAMA*	9.0	4	0	0	1	9	0	0	0	0	0	1	2	0	1-0	13	8	5	2.34
Mar 25, 2014	MISSISSIPPI VALLEY	9.0	6	0	0	2	10	0	0	0	0	0	0	0	0	6-0	14	8	5	2.23
Mar 25, 2014	MISSISSIPPI VALLEY	7.0	4	1	1	1	8	0	0	0	0	0	2	0	0	12-1	15	8	5	2.19
Mar 26, 2014	vs Mississippi Valley	9.0	4	0	0	2	12	0	0	0	1	0	1	2	0	3-0	16	8	6	2.10
Mar 29, 2014	at Mississippi State*	9.0	10	0	0	1	3	1	0	0	0	0	0	2	0	4-0	17	8	6	2.01
Mar 29, 2014	at Mississippi State*	8.0	10	5	5	2	1	0	0	0	1	0	0	1	0	1-5	17	9	6	2.14
Mar 30, 2014	at Mississippi State*	8.0	7	5	4	3	5	0	0	1	1	0	1	1	0	1-5	17	10	6	2.22
Apr 01, 2014	NEBRASKA	9.0	2	3	2	8	7	0	0	0	2	0	0	0	0	4-3	18	10	7	2.21
Apr 02, 2014	NEBRASKA	9.0	10	6	6	6	3	0	0	0	0	1	1	3	0	4-6	18	11	7	2.35
Apr 04, 2014	SOUTH CAROLINA*	9.0	7	2	2	3	6	2	0	0	0	0	0	2	1	1-2	18	12	7	2.34
Apr 04, 2014	SOUTH CAROLINA*	9.0	4	1	0	1	9	0	0	0	0	0	0	3	0	4-1	19	12	7	2.26
Apr 05, 2014	SOUTH CAROLINA*	9.0	5	0	0	2	11	1	0	0	0	0	0	0	0	7-0	20	12	7	2.19
Apr 08, 2014	UNLV	9.0	10	10	7	7	9	3	1	1	1	1	1	0	0	7-10	20	13	7	2.34
Apr 09, 2014	UNLV	9.0	4	2	1	1	8	1	0	1	0	0	0	0	0	9-2	21	13	7	2.30
Apr 11, 2014	at LSU*	8.0	5	5	4	4	3	0	0	1	0	0	1	3	1	3-5	21	14	7	2.35
Apr 12, 2014	at LSU*	8.2	8	5	4	3	7	2	0	1	1	0	0	0	1	4-5	21	15	7	2.40
Apr 13, 2014	at LSU*	9.0	4	4	4	7	3	1	0	0	1	0	2	2	0	10-4	22	15	7	2.45
Apr 15, 2014	STEPHEN F. AUSTIN	9.0	8	2	2	6	11	1	0	0	1	0	0	0	0	7-2	23	15	7	2.43
Apr 18, 2014	VANDERBILT*	9.0	6	2	0	2	6	0	0	0	0	0	0	2	0	6-2	24	15	7	2.37
Apr 19, 2014	VANDERBILT*	9.0	6	2	2	1	8	0	0	1	1	0	2	0	0	1-2	24	16	7	2.36
Apr 20, 2014	VANDERBILT*	9.0	7	1	1	2	3	0	0	1	0	0	0	1	0	3-1	25	16	8	2.33
Apr 22, 2014	NORTHWESTERN STATE	9.0	6	1	1	2	8	0	0	0	1	0	2	0	0	8-1	26	16	8	2.29
Apr 23, 2014	NORTHWESTERN STATE	9.0	8	3	2	4	8	1	0	1	1	0	2	1	0	15-3	27	16	8	2.29
Apr 25, 2014	AUBURN*	9.0	4	2	0	2	8	0	0	0	1	0	0	1	0	1-2	27	17	8	2.23
Apr 26, 2014	AUBURN*	10.0	5	3	2	4	6	0	0	0	0	0	3	2	0	4-3	28	17	8	2.22
Apr 26, 2014	AUBURN*	9.0	8	7	6	6	6	1	0	1	1	0	1	0	0	2-7	28	18	8	2.31
Apr 29, 2014	at Missouri State	9.0	5	1	1	6	9	2	0	0	1	0	0	1	0	4-1	29	18	9	2.28
May 02, 2014	at Ole Miss*	8.0	9	3	3	1	5	3	0	0	0	0	0	0	0	2-3	29	19	9	2.30
May 03, 2014	at Ole Miss*	8.0	12	7	6	4	2	0	0	1	2	0	0	1	0	4-7	29	20	9	2.38
May 04, 2014	at Ole Miss*	9.0	5	1	1	4	6	1	0	0	1	0	1	3	0	11-1	30	20	9	2.35
May 09, 2014	TEXAS A&M*	9.0	4	2	2	1	8	2	0	1	0	0	0	0	0	3-2	31	20	9	2.35
May 10, 2014	TEXAS A&M*	9.0	7	3	2	2	4	3	0	0	2	0	1	2	0	7-3	32	20	9	2.34
May 11, 2014	TEXAS A&M*	10.0	8	6	5	6	9	1	0	1	1	1	2	1	0	5-6	32	21	9	2.39
May 15, 2014	at Missouri*	9.0	6	4	4	3	11	0	0	0	0	0	2	0	0	9-4	33	21	9	2.42
May 16, 2014	at Missouri*	9.0	3	0	0	2	8	1	0	0	0	0	1	0	0	4-0	34	21	9	2.37
May 17, 2014	at Missouri*	11.0	11	5	5	7	7	2	0	0	5	0	3	2	2	7-5	35	21	9	2.41
May 20, 2014	vs Texas A&M!	9.0	7	0	0	2	8	1	0	0	0	0	0	1	0	4-0	36	21	10	2.37
May 21, 2014	vs Ole Miss!	9.0	7	1	0	3	3	2	0	0	2	0	1	1	0	2-1	37	21	11	2.33
May 22, 2014	vs LSU!	9.0	12	7	7	3	5	2	0	1	1	0	0	0	0	2-7	37	22	11	2.41
May 23, 2014	vs Ole Miss!	9.0	12	7	7	3	4	2	0	0	0	1	1	1	0	8-7	38	22	12	2.48
May 24, 2014	vs LSU!	7.2	16	11	11	2	1	1	0	3	2	0	0	1	0	1-11	38	23	12	2.63
May 30, 2014	vs Liberty+	9.0	5	2	2	6	7	2	0	0	1	0	3	1	0	3-2	39	23	13	2.62
May 31, 2014	at Virginia+	8.0	9	3	2	2	5	0	0	1	0	0	0	1	0	0-3	39	24	13	2.62
Jun 01, 2014	vs Bucknell+	9.0	3	0	0	4	14	1	0	0	1	0	2	1	0	10-0	40	24	14	2.57
Jun 01, 2014	at Virginia+	9.0	9	9	6	6	8	0	0	0	0	0	1	0	0	2-9	40	25	14	2.63
Totals		575.1	440	206	168	210	435	65	3	22	44	8	59	61	5	323-206	40	25	14	2.63

^ - Cal Baseball Classic • * - SEC Game • % - Played in North Little Rock • ! - SEC Tournament • + - Charlottesville Regional • () extra inning game

ARKANSAS BASEBALL

2015 RAZORBACKS

FACILITIES

2014 REVIEW

HISTORY

THE UNIVERSITY



DEFENSIVE STARTING LINEUPS

ARKANSAS BASEBALL

2015 RAZORBACKS

FACILITIES

2014 REVIEW

HISTORY

THE UNIVERSITY

Date	Opposing team	C	1B	2B	3B	SS	LF	CF	RF	DH
Feb 14, 2014	APPALACHIAN STATE	Wise	Fisher	Anderson	Wernes	McAfee	Serrano	Benintendi	Spoon	Wilkerson
Feb 15, 2014	APPALACHIAN STATE	Wise	Fisher	Anderson	Bernal	McAfee	Serrano	Benintendi	Spoon	Wilkerson
Feb 16, 2014	APPALACHIAN STATE	Wise	Fisher	Anderson	Wernes	McAfee	Serrano	Benintendi	Spoon	Wilkerson
Feb 21, 2014	EASTERN ILLINOIS	Wise	Fisher	Anderson	Wernes	McAfee	Serrano	Benintendi	Spoon	Eagan
Feb 22, 2014	EASTERN ILLINOIS	Wise	Fisher	Anderson	Bernal	McAfee	Serrano	Benintendi	Spoon	Eagan
Feb 23, 2014	EASTERN ILLINOIS	Baxendale	Fisher	Anderson	Wernes	McAfee	Serrano	Benintendi	Spoon	Bernal
Feb 28, 2014	SOUTH ALABAMA	Wise	Fisher	Anderson	Bernal	McAfee	Serrano	Benintendi	Spoon	Wilkerson
Mar 01, 2014	SOUTH ALABAMA	Wise	Fisher	Anderson	Bernal	McAfee	Serrano	Benintendi	Spoon	Wilkerson
Mar 01, 2014	SOUTH ALABAMA	Baxendale	Fisher	Anderson	Wernes	McAfee	Serrano	Benintendi	Spoon	Wilkerson
Mar 07, 2014	vs San Francisco^	Wise	Fisher	Anderson	Bernal	McAfee	Serrano	Benintendi	Spoon	Wilkerson
Mar 08, 2014	vs Tulane^	Wise	Fisher	Anderson	Bernal	McAfee	Serrano	Benintendi	Spoon	Wilkerson
Mar 09, 2014	at California^	Wise	Baxendale	Anderson	Bernal	McAfee	Serrano	Benintendi	Spoon	Wilkerson
Mar 09, 2014	at California^	Baxendale	Fisher	Anderson	Wernes	McAfee	Serrano	Benintendi	Spoon	Wilkerson
Mar 14, 2014	at Florida*	Wise	Fisher	Anderson	Wernes	Bernal	Eagan	Benintendi	Spoon	Wilkerson
Mar 15, 2014	at Florida*	Wise	Fisher	Anderson	Wernes	Bernal	Eagan	Spoon	Benintendi	Wilkerson
Mar 16, 2014	at Florida*	Wise	Baxendale	Anderson	Wernes	Bernal	Eagan	Spoon	Benintendi	Wilkerson
Mar 18, 2014	GRAMBLING STATE	Baxendale	Fisher	Anderson	Wernes	Bernal	Eagan	Spoon	Rucker	Gunn
Mar 19, 2014	GRAMBLING STATE	Wise	Fisher	Anderson	Wernes	Bernal	Eagan	Spoon	Benintendi	Wilkerson
Mar 21, 2014	ALABAMA*	Wise	Fisher	Anderson	Alberius	Bernal	Eagan	Spoon	Benintendi	Serrano
Mar 22, 2014	ALABAMA*	Wise	Baxendale	Anderson	Wernes	Bernal	Serrano	Spoon	Eagan	Wilkerson
Mar 23, 2014	ALABAMA*	Wise	Fisher	Anderson	Wernes	Bernal	Serrano	Spoon	Benintendi	Wilkerson
Mar 25, 2014	MISSISSIPPI VALLEY	Wise	Fisher	Anderson	Wernes	Bernal	Serrano	Spoon	Benintendi	Wilkerson
Mar 25, 2014	MISSISSIPPI VALLEY	Baxendale	Fisher	Anderson	Eagan	Wernes	Serrano	Spoon	Benintendi	Wise
Mar 26, 2014	vsMississippi Valley	Wise	Fisher	Anderson	Wernes	Bernal	Serrano	Spoon	Benintendi	Wilkerson
Mar 29, 2014	at Mississippi State*	Wise	Fisher	Anderson	Wernes	Bernal	Serrano	Spoon	Benintendi	Wilkerson
Mar 29, 2014	at Mississippi State*	Wise	Fisher	Anderson	Wernes	Bernal	Serrano	Spoon	Benintendi	Wilkerson
Mar 30, 2014	at Mississippi State*	Wise	Fisher	Anderson	Wernes	Bernal	Serrano	Benintendi	Eagan	Wilkerson
Apr 01, 2014	NEBRASKA	Wise	Fisher	Anderson	Wernes	McAfee	Serrano	Spoon	Benintendi	Wilkerson
Apr 02, 2014	NEBRASKA	Wise	Fisher	Anderson	Wernes	Bernal	Serrano	Spoon	Benintendi	Wilkerson
Apr 04, 2014	SOUTH CAROLINA*	Wise	Fisher	Anderson	Wernes	Bernal	Serrano	Spoon	Benintendi	Baxendale
Apr 04, 2014	SOUTH CAROLINA*	Wise	Baxendale	Anderson	Wernes	Bernal	Serrano	Spoon	Eagan	Wilkerson
Apr 05, 2014	SOUTH CAROLINA*	Wise	Fisher	Anderson	Wernes	Bernal	Serrano	Spoon	Benintendi	Eagan
Apr 08, 2014	UNLV	Baxendale	Fisher	Anderson	Wernes	Bernal	Serrano	Spoon	Benintendi	Wilkerson
Apr 09, 2014	UNLV	Wise	Fisher	Anderson	Wernes	Bernal	Serrano	Spoon	Benintendi	Eagan
Apr 11, 2014	at LSU*	Wise	Fisher	Anderson	Wernes	Bernal	Serrano	Spoon	Benintendi	Wilkerson
Apr 12, 2014	at LSU*	Wise	Fisher	Anderson	Wernes	Bernal	Serrano	Spoon	Benintendi	Baxendale
Apr 13, 2014	at LSU*	Wise	Fisher	Anderson	Wernes	Bernal	Serrano	Spoon	Benintendi	Baxendale
Apr 15, 2014	STEPHEN F. AUSTIN	Wise	Fisher	Anderson	Wernes	Bernal	Serrano	Spoon	Benintendi	Baxendale
Apr 18, 2014	VANDERBILT*	Wise	Fisher	Anderson	Wernes	Bernal	Serrano	Spoon	Benintendi	Baxendale
Apr 19, 2014	VANDERBILT*	Wise	Fisher	Anderson	Wernes	Bernal	Serrano	Spoon	Benintendi	Baxendale
Apr 20, 2014	VANDERBILT*	Wise	Fisher	Anderson	Wernes	Bernal	Serrano	Spoon	Benintendi	Baxendale
Apr 22, 2014	NORTHWESTERN STATE	Wise	Fisher	Anderson	Wernes	Bernal	Serrano	Spoon	Benintendi	Baxendale
Apr 23, 2014	NORTHWESTERN STATE	Wise	Fisher	Anderson	Wernes	Bernal	Serrano	Spoon	Eagan	Baxendale
Apr 25, 2014	AUBURN*	Wise	Fisher	Anderson	Wernes	Bernal	Serrano	Spoon	Benintendi	Baxendale
Apr 26, 2014	AUBURN*	Wise	Fisher	Anderson	Wernes	Bernal	Serrano	Spoon	Benintendi	Baxendale
Apr 26, 2014	AUBURN*	Wise	Fisher	Anderson	Wernes	Bernal	Serrano	Spoon	Benintendi	Baxendale
Apr 29, 2014	at Missouri State	Wise	Fisher	Anderson	Wernes	Bernal	Serrano	Spoon	Benintendi	Baxendale
May 02, 2014	at Ole Miss*	Wise	Fisher	Anderson	Wernes	Bernal	Serrano	Spoon	Benintendi	Baxendale
May 03, 2014	at Ole Miss*	Wise	Fisher	Anderson	Wernes	Bernal	Serrano	Benintendi	Spoon	Baxendale
May 04, 2014	at Ole Miss*	Baxendale	Fisher	Anderson	Wernes	Bernal	Serrano	Benintendi	Spoon	Eagan
May 09, 2014	TEXAS A&M*	Gosser	Fisher	Anderson	Wernes	Bernal	Serrano	Benintedi	Spoon	Eagan
May 10, 2014	TEXAS A&M*	Wise	Fisher	Anderson	Wernes	Bernal	Serrano	Benintedi	Spoon	Eagan
May 11, 2014	TEXAS A&M*	Wise	Fisher	Anderson	Wernes	Bernal	Serrano	Benintedi	Spoon	Eagan
May 15, 2014	at Missouri*	Wise	Fisher	Anderson	Wernes	Bernal	Serrano	Benintendi	Spoon	Eagan
May 16, 2014	at Missouri*	Wise	Fisher	Anderson	Wernes	Bernal	Serrano	Benintendi	Spoon	Eagan
May 17, 2014	at Missouri*	Wise	Fisher	Anderson	Wernes	Bernal	Serrano	Benintendi	Spoon	Eagan
May 20, 2014	vs Texas A&M!	Gosser	Fisher	Anderson	Wernes	Bernal	Serrano	Benintendi	Spoon	Eagan
May 21, 2014	vs Ole Miss!	Gosser	Fisher	Anderson	Wernes	Bernal	Serrano	Benintendi	Spoon	Eagan
May 22, 2014	vs LSU!	Gosser	Fisher	Anderson	Wernes	Bernal	Serrano	Benintendi	Spoon	Eagan
May 23, 2014	vs Ole Miss!	Gosser	Fisher	Anderson	Wernes	Bernal	Eagan	Benintendi	Spoon	Serrano
May 24, 2014	vs LSU!	Gosser	Fisher	Anderson	Alberius	Bernal	Serrano	Spoon	Eagan	Wilkerson
May 30, 2014	vs Liberty+	Wise	Fisher	Anderson	Wernes	Bernal	Serrano	Benintendi	Spoon	Eagan
May 31, 2014	at Virginia+	Wise	Fisher	Anderson	Wernes	Bernal	Serrano	Benintendi	Spoon	Eagan
Jun 01, 2014	vs Bucknell+	Gosser	Fisher	Anderson	Eagan	Bernal	Serrano	Benintendi	Spoon	Wilkerson
Jun 01, 2014	at Virginia+	Wise	Fisher	Anderson	Eagan	Bernal	Serrano	Benintendi	Spoon	Wilkerson

^ - Cal Baseball Classic • * - SEC Game • % - Played in North Little Rock • ! - SEC Tournament • + - Charlottesville Regional • () extra inning game

GAME-BY-GAME BATTING ORDER II



Date	Opposing team	1	2	3	4	5	6	7	8	9
Feb 14, 2014	APPALACHIAN STATE	Benintendi	Serrano	Anderson	Spoon	Fisher	Wilkerson	McAfee	Wise	Wernes
Feb 15, 2014	APPALACHIAN STATE	Benintendi	Serrano	Anderson	Spoon	Fisher	Wilkerson	McAfee	Wise	Bernal
Feb 16, 2014	APPALACHIAN STATE	Benintendi	Serrano	Anderson	Spoon	Fisher	Wilkerson	McAfee	Wise	Wernes
Feb 21, 2014	EASTERN ILLINOIS	Benintendi	Serrano	Anderson	Spoon	Fisher	McAfee	Eagan	Wise	Wernes
Feb 22, 2014	EASTERN ILLINOIS	Benintendi	Serrano	Anderson	Spoon	Fisher	McAfee	Eagan	Wise	Bernal
Feb 23, 2014	EASTERN ILLINOIS	Benintendi	Serrano	Anderson	Spoon	McAfee	Baxendale	Fisher	Bernal	Wernes
Feb 28, 2014	SOUTH ALABAMA	Benintendi	Serrano	Anderson	Spoon	Fisher	Wilkerson	McAfee	Wise	Bernal
Mar 01, 2014	SOUTH ALABAMA	Benintendi	Serrano	Anderson	Spoon	Wilkerson	Fisher	McAfee	Wise	Bernal
Mar 01, 2014	SOUTH ALABAMA	Benintendi	Serrano	Anderson	Spoon	Fisher	Wilkerson	McAfee	Baxendale	Wernes
Mar 07, 2014	vs San Francisco^	Benintendi	Serrano	Anderson	Spoon	Wilkerson	Fisher	McAfee	Bernal	Wise
Mar 08, 2014	vs Tulane^	Benintendi	Serrano	Wilkerson	Spoon	Anderson	Fisher	McAfee	Bernal	Wise
Mar 09, 2014	at California^	Benintendi	Serrano	Spoon	Anderson	Wilkerson	McAfee	Baxendale	Bernal	Wise
Mar 09, 2014	at California^	Benintendi	Serrano	Anderson	Spoon	Wilkerson	McAfee	Baxendale	Fisher	Wernes
Mar 14, 2014	at Florida*	Benintendi	Anderson	Spoon	Wilkerson	Fisher	Bernal	Eagan	Wise	Wernes
Mar 15, 2014	at Florida*	Spoon	Benintendi	Anderson	Fisher	Wilkerson	Eagan	Bernal	Wise	Wernes
Mar 16, 2014	at Florida*	Benintendi	Spoon	Anderson	Baxendale	Eagan	Wilkerson	Wise	Wernes	Bernal
Mar 18, 2014	GRAMBLING STATE	Eagan	Spoon	Anderson	Fisher	Baxendale	Gunn	Wernes	Rucker	Bernal
Mar 19, 2014	GRAMBLING STATE	Benintendi	Eagan	Anderson	Spoon	Fisher	Wilkerson	Wise	Wernes	Bernal
Mar 21, 2014	ALABAMA*	Benintendi	Serrano	Anderson	Spoon	Eagan	Wise	Fisher	Wernes	Bernal
Mar 22, 2014	ALABAMA*	Eagan	Serrano	Anderson	Spoon	Wise	Baxendale	Wilkerson	Wernes	Bernal
Mar 23, 2014	ALABAMA*	Benintendi	Serrano	Anderson	Spoon	Wise	Fisher	Wilkerson	Wernes	Bernal
Mar 25, 2014	MISSISSIPPI VALLEY	Benintendi	Serrano	Anderson	Spoon	Fisher	Wilkerson	Wise	Wernes	Bernal
Mar 25, 2014	MISSISSIPPI VALLEY	Benintendi	Serrano	Anderson	Spoon	Fisher	Baxendale	Eagan	Wise	Wernes
Mar 26, 2014	vs Mississippi Valley	Benintendi	Serrano	Anderson	Spoon	Fisher	Wilkerson	Wise	Wernes	Bernal
Mar 29, 2014	at Mississippi State*	Benintendi	Serrano	Anderson	Spoon	Fisher	Wilkerson	Wernes	Wise	Bernal
Mar 29, 2014	at Mississippi State*	Benintendi	Wernes	Anderson	Spoon	Serrano	Wilkerson	Wise	Fisher	Bernal
Mar 30, 2014	at Mississippi State*	Benintendi	Serrano	Anderson	Fisher	Wilkerson	Eagan	Wernes	Wise	Bernal
Apr 01, 2014	NEBRASKA	Benintendi	Serrano	Anderson	Spoon	Wilkerson	Fisher	Wernes	Wise	McAfee
Apr 02, 2014	NEBRASKA	Benintendi	Serrano	Anderson	Spoon	Wilkerson	Fisher	Wise	Wernes	Bernal
Apr 04, 2014	SOUTH CAROLINA*	Benintendi	Serrano	Anderson	Spoon	Baxendale	Fisher	Wise	Wernes	Bernal
Apr 04, 2014	SOUTH CAROLINA*	Spoon	Wernes	Serrano	Anderson	Baxendale	Wilkerson	Eagan	Wise	Bernal
Apr 05, 2014	SOUTH CAROLINA*	Spoon	Benintendi	Serrano	Anderson	Fisher	Eagan	Wernes	Wise	Bernal
Apr 08, 2014	UNLV	Spoon	Benintendi	Serrano	Anderson	Fisher	Wilkerson	Baxendale	Wernes	Bernal
Apr 09, 2014	UNLV	Spoon	Benintendi	Serrano	Anderson	Fisher	Eagan	Wernes	Wise	Bernal
Apr 11, 2014	at LSU*	Spoon	Benintendi	Serrano	Anderson	Wilkerson	Fisher	Wernes	Wise	Bernal
Apr 12, 2014	at LSU*	Spoon	Benintendi	Serrano	Anderson	Baxendale	Wise	Wernes	Fisher	Bernal
Apr 13, 2014	at LSU*	Spoon	Benintendi	Serrano	Anderson	Baxendale	Fisher	Wernes	Wise	Bernal
Apr 15, 2014	STEPHEN F. AUSTIN	Spoon	Benintendi	Serrano	Anderson	Baxendale	Fisher	Wernes	Wise	Bernal
Apr 18, 2014	VANDERBILT*	Spoon	Benintendi	Serrano	Anderson	Baxendale	Fisher	Wernes	Wise	Bernal
Apr 19, 2014	VANDERBILT*	Spoon	Benintendi	Serrano	Anderson	Baxendale	Fisher	Wernes	Wise	Bernal
Apr 20, 2014	VANDERBILT*	Spoon	Benintendi	Serrano	Anderson	Baxendale	Fisher	Wernes	Wise	Bernal
Apr 22, 2014	NORTHWESTERN STATE	Spoon	Benintendi	Serrano	Anderson	Baxendale	Fisher	Wernes	Wise	Bernal
Apr 23, 2014	NORTHWESTERN STATE	Spoon	Eagan	Serrano	Anderson	Baxendale	Fisher	Wernes	Wise	Bernal
Apr 25, 2014	AUBURN*	Spoon	Benintendi	Serrano	Anderson	Baxendale	Fisher	Wernes	Wise	Bernal
Apr 26, 2014	AUBURN*	Spoon	Benintendi	Serrano	Anderson	Baxendale	Fisher	Wernes	Wise	Bernal
Apr 26, 2014	AUBURN*	Spoon	Benintendi	Serrano	Anderson	Baxendale	Fisher	Wernes	Wise	Bernal
Apr 29, 2014	at Missouri State	Spoon	Benintendi	Serrano	Anderson	Baxendale	Fisher	Wise	Bernal	Wernes
May 02, 2014	at Ole Miss*	Spoon	Benintendi	Serrano	Anderson	Baxendale	Fisher	Wise	Bernal	Wernes
May 03, 2014	at Ole Miss*	Serrano	Wernes	Benintendi	Anderson	Fisher	Spoon	Baxendale	Wise	Bernal
May 04, 2014	at Ole Miss*	Serrano	Benintendi	Anderson	Fisher	Spoon	Eagan	Baxendale	Wernes	Bernal
May 09, 2014	TEXAS A&M*	Eagan	Serrano	Benintendi	Anderson	Fisher	Spoon	Wernes	Gosser	Bernal
May 10, 2014	TEXAS A&M*	Eagan	Serrano	Benintendi	Anderson	Fisher	Spoon	Wernes	Wise	Bernal
May 11, 2014	TEXAS A&M*	Eagan	Serrano	Benintendi	Anderson	Fisher	Spoon	Wernes	Wise	Bernal
May 15, 2014	at Missouri*	Eagan	Serrano	Benintendi	Anderson	Fisher	Spoon	Wernes	Wise	Bernal
May 16, 2014	at Missouri*	Eagan	Serrano	Benintendi	Anderson	Fisher	Spoon	Wernes	Wise	Bernal
May 17, 2014	at Missouri*	Eagan	Serrano	Benintendi	Anderson	Fisher	Spoon	Wernes	Wise	Bernal
May 20, 2014	vs Texas A&M!	Eagan	Serrano	Benintendi	Anderson	Fisher	Spoon	Wernes	Gosser	Bernal
May 21, 2014	vs Ole Miss!	Eagan	Serrano	Benintendi	Anderson	Fisher	Spoon	Wernes	Gosser	Bernal
May 22, 2014	vs LSU!	Eagan	Serrano	Benintendi	Anderson	Fisher	Spoon	Wernes	Gosser	Bernal
May 23, 2014	vs Ole Miss!	Eagan	Serrano	Benintendi	Anderson	Fisher	Spoon	Wernes	Gosser	Bernal
May 24, 2014	vs LSU!	Eagan	Serrano	Anderson	Fisher	Spoon	Wilkerson	Alberius	Gosser	Bernal
May 30, 2014	vs Liberty+	Eagan	Serrano	Benintendi	Anderson	Fisher	Spoon	Wernes	Wise	Bernal
May 31, 2014	at Virginia+	Eagan	Serrano	Benintendi	Anderson	Fisher	Spoon	Wernes	Wise	Bernal
Jun 01, 2014	vs Bucknell+	Eagan	Serrano	Benintendi	Anderson	Fisher	Spoon	Wilkerson	Gosser	Bernal
Jun 01, 2014	at Virginia+	Eagan	Serrano	Benintendi	Anderson	Fisher	Spoon	Wilkerson	Wise	Bernal

ARKANSAS BASEBALL

2015 RAZORBACKS

FACILITIES

2014 REVIEW

HISTORY

THE UNIVERSITY

^ - Cal Baseball Classic • * - SEC Game • % - Played in North Little Rock • ! - SEC Tournament • + - Charlottesville Regional • () extra inning game

RAZORBACK HOME RUN CHART

ARKANSAS BASEBALL

2015 RAZORBACKS

FACILITIES

No.	Player	Gm#	Date	Opponent	Pitcher	On Base	Inn	Outs	Count	Score	Final
1.	Krisjon Wilkerson	1	Feb 14	Appalachian State	Nunn	1	3	1	0-1	5-0	W, 12-2
2.	Eric Fisher	2	Feb 15	Appalachian State	Moore	*0	2	0	2-2	1-0	W, 7-6
3.	Tyler Spoon	2	Feb 15	Appalachian State	Thurber	2	4	1	0-1	6-2	W, 7-6
4.	Brian Anderson	5	Feb 22	Eastern Illinois	Grahn	2	8	2	1-0	8-3	W, 8-3
5.	Andrew Benintendi	6	Feb 23	Eastern Illinois	Slaznik	1	3	1	0-0	2-0	W, 8-3
6.	Eric Fisher	12	Mar 9	Cal	Hildenberger	1	8	2	3-2	3-4	L, 3-4
7.	Jake Wise	16	Mar 16	Florida	Puk	*0	2	0	1-1	2-0	W, 9-3
8.	Tyler Spoon	19	Mar 21	Alabama	Bramblett	3	4	2	0-0	4-3	L, 9-17
9.	Brian Anderson	23	Mar 25	MVSU	Goddard	2	6	1	0-0	8-1	W, 12-1
10.	Michael Bernal	33	Apr 8	UNLV	Oakley	2	2	1	1-1	3-2	L, 7-10
11.	Brian Anderson	33	Apr 8	UNLV	Thomas	0	9	2	0-0	7-10	L, 7-10
12.	Tyler Spoon	34	Apr 9	UNLV	Roper	2	2	1	0-0	5-0	W, 9-2
13.	Eric Fisher	35	Apr 11	LSU	Nola	*0	5	0	2-2	1-4	L, 3-5
14.	Eric Fisher	36	Apr 12	LSU	Poche'	*0	5	0	0-1	1-4	L, 4-5
15.	Blake Baxendale	37	Apr 14	LSU	Bouman	3	1	1	1-0	4-0	W, 10-4
16.	Eric Fisher	37	Apr 14	LSU	Domangue	1	5	1	2-2	9-2	W, 10-4
17.	Eric Fisher	39	Apr 18	Vanderbilt	Beede	2	1	2	0-0	4-0	W, 6-2
18.	Eric Fisher	43	Apr 23	Northwestern St.	Tidwell	1	3	1	0-0	6-1	W, 15-3
19.	Brian Anderson	43	Apr 23	Northwestern St.	Parrack	2	4	2	0-0	9-1	W, 15-3
20.	Michael Bernal	47	Apr 29	Missouri State	Cheray	1	2	1	0-2	3-0	W, 4-1
21.	Clark Eagan	51	May 9	Texas A&M	Mengden	*0	3	0	3-2	1-0	W, 3-2
22.	Eric Fisher	52	May 10	Texas A&M	Ray	1	8	2	3-2	7-3	W, 7-3
23.	Brian Anderson	54	May 15	Missouri	Graves	0	4	1	1-0	1-1	W, 9-4
24.	Clark Eagan	54	May 15	Missouri	Graves	1	7	1	0-0	4-2	W, 9-4
25.	Brian Anderson	54	May 15	Missouri	Tribby	3	9	1	0-0	9-4	W, 9-4
26.	Eric Fisher	57	May 20	Texas A&M	Mengden	*0	2	0	2-1	1-0	W, 4-0
27.	Brian Anderson	62	May 30	Liberty	Lambert	*0	2	0	1-0	0-1	W, 3-2
28.	Krisjon Wilkerson	65	Jun 01	Virginia	Waddell	1	7	2	1-2	0-6	L, 2-9

* - Denotes leadoff home run

MISCELLANEOUS BATTING STATS

2014 REVIEW

Hitting Streaks			Reached Base Streaks			Multiple Hit Games						
	Longest	Current		Longest	Current		2	3	4	5+	Tot	
01	Brian Anderson	13	01	Brian Anderson	13	10	Joe Serrano	14	6	1	-	21
09	Clark Eagan	9	19	Jake Wise	13	01	Brian Anderson	13	7	-	-	20
24	Blake Baxendale	8	08	Tyler Spoon	13	16	Andrew Benintendi	19	1	-	-	20
29	Eric Fisher	8	07	Bobby Wernes	12	29	Eric Fisher	12	2	1	-	15
16	Andrew Benintendi	8	09	Clark Eagan	12	08	Tyler Spoon	11	2	-	-	13
05	Brett McAfee	8	29	Eric Fisher	11	03	Michael Bernal	10	2	-	-	12
08	Tyler Spoon	7	24	Blake Baxendale	10	09	Clark Eagan	9	2	-	-	11
03	Michael Bernal	7	03	Michael Bernal	9	07	Bobby Wernes	8	2	-	-	10
07	Bobby Wernes	6	16	Andrew Benintendi	9	24	Blake Baxendale	6	1	-	-	7
19	Jake Wise	4	10	Joe Serrano	9	33	Krisjon Wilkerson	5	1	-	-	6
33	Krisjon Wilkerson	4	05	Brett McAfee	8	19	Jake Wise	5	-	-	-	5
10	Joe Serrano	4	33	Krisjon Wilkerson	7	05	Brett McAfee	3	-	-	-	3
44	Alex Gosser	3	44	Alex Gosser	3	44	Alex Gosser	2	-	-	-	2
12	Garrett Rucker	2	12	Garrett Rucker	2		TEAM	117	26	2	0	145
13	Michael Gunn	1	13	Michael Gunn	1							
14	Josh Alberius	1	14	Josh Alberius	1							

HISTORY

THE UNIVERSITY



Eric Fisher posted a team-best nine home runs during the 2014 season.

Multiple RBI Games						
	2	3	4	5+	Tot	
29	Eric Fisher	10	-	2	-	12
01	Brian Anderson	5	5	1	1	12
08	Tyler Spoon	5	3	1	-	9
16	Andrew Benintendi	6	1	-	-	7
10	Joe Serrano	4	1	1	-	6
24	Blake Baxendale	4	-	-	1	5
19	Jake Wise	3	-	-	-	3
07	Bobby Wernes	2	1	-	-	3
03	Michael Bernal	1	2	-	-	3
05	Brett McAfee	3	-	-	-	3
33	Krisjon Wilkerson	3	-	-	-	3
09	Clark Eagan	2	-	-	-	2
14	Josh Alberius	1	-	-	-	1
	TEAM	49	13	5	2	69



EASTON

SQUARE IT UP

2015 POWER BRIGADE

MORE PITCHES. MORE OFTEN. MORE POWER.



MAKO TORQ

360 TORQ™ ROTATING HANDLE TECHNOLOGY GETS YOU SHORTER TO THE ZONE AND KEEPS YOU LONGER THROUGH THE ZONE.

AVAILABLE NOW

WWW.EASTON.COM/MAKO-TORQ



PROUD OFFICIAL SPONSOR OF ARKANSAS BASEBALL

2014 SEC FINAL STANDINGS

ARKANSAS BASEBALL

Eastern Division							
School	SEC	Pct.	GB	All	Pct.	Last 10	Streak
%Florida	21-9	.700	--	40-23	.635	5-5	L-3
South Carolina	18-12	.600	3	44-18	.710	5-5	L-1
#Vanderbilt	17-13	.567	4	51-21	.708	7-3	W-1
Kentucky	14-16	.467	7	37-25	.597	6-4	L-1
Tennessee	12-18	.400	9	31-23	.574	4-6	L-1
Georgia	11-18	.379	9.5	26-29	.473	4-6	L-1
Missouri	6-24	.200	15	20-33	.377	1-9	L-9

2015 RAZORBACKS

Western Division							
School	SEC	Pct.	GB	All	Pct.	Last 10	Streak
^Ole Miss	19-11	.633	--	48-21	.696	7-3	L-1
\$LSU	17-11	.607	1	46-16	.742	8-2	L-2
Mississippi State	18-12	.600	1	39-24	.619	5-5	L-2
Arkansas	16-14	.533	3	40-25	.615	6-4	L-1
Alabama	15-14	.517	3.5	37-24	.607	5-5	L-1
Texas A&M	14-16	.467	5	36-26	.581	5-5	L-1
Auburn	10-20	.333	9	28-28	.500	3-7	L-3

% - SEC Champion • ^ - Western Division Champion • \$ - SEC Tournament Champion • # - National Champion

2014 SEC HONORS

FACILITIES

- SEC Player of the Year: A.J. Reed, Kentucky
- SEC Pitcher of the Year: Aaron Nola, LSU
- SEC Freshman of the Year: Logan Shore, Florida
- SEC Scholar-Athlete of the Year: Seth Heck, MSU
- SEC Coach of the Year: Kevin O'Sullivan, Florida

All-Freshman Team

- 1B Peter Alonso, Florida
- 2B JaVon Shelby, Kentucky
- 3B John Sternagel, Florida
- SS Errol Robinson, Ole Miss
- C Gavin Collins, Mississippi State
- OF Nick Banks, Texas A&M
- OF Bryan Reynolds, Vanderbilt
- OF Andrew Benintendi, Arkansas**
- DH/UTL Nick Senzel, Tennessee
- P Logan Shore, Florida
- P Keegan Thompson, Auburn
- RP Thomas Burrows, Alabama

All-Defensive Team

- P Aaron Nola, LSU;
- Carson Fulmer, Vanderbilt
- 1B Eric Fisher, Arkansas**
- 2B Brett Pirtle, Mississippi State
- SS Seth Heck, Mississippi State
- 3B Joey Pankake, South Carolina
- C Jake Wise, Arkansas;**
- Grayson Greiner, South Carolina
- OF Austin Cousino, Kentucky
- OF Tanner English, South Carolina
- OF Andrew Stevenson, LSU

SEC Player of the Week

- Week 1 Will Allen, Ole Miss
- Week 2 A.J. Reed, Kentucky
- Week 3 Will Maddox, Tennessee
- Week 4 Nick Senzel, Tennessee
- Week 5 Vince Conde, Vanderbilt
- Week 6 Micheal Thomas, Kentucky
- Week 7 Grayson Greiner, South Carolina
- Week 8 A.J. Reed, Kentucky
- Week 9 Eric Anderson, Missouri
- Week 10 Conner Hale, LSU
- Week 11 Auston Bousfield, Ole Miss
- Week 12 Casey Turgeon, Florida
- Week 13 Vince Conde, Vanderbilt
- Week 14 Taylor Gushue, Florida

2014 REVIEW

All-SEC First Team

- 1B Sikes Orvis, Ole Miss
- 2B Dansby Swanson, Vanderbilt
- 3B Austin Anderson, Ole Miss
- SS Vince Conde, Vanderbilt
- C Taylor Gushue, Florida
- OF Auston Bousfield, Ole Miss
- OF Ka'ai Tom, Kentucky
- OF Christin Stewart, Tennessee
- DH/UTL A.J. Reed, Kentucky
- P Aaron Nola, LSU
- P Logan Shore, Florida
- RP Jacob Lindgren, Mississippi State

HISTORY

All-SEC Second Team

- 1B Eric Fisher, Arkansas**
- 2B Brett Pirtle, Mississippi State
- 3B Max Kuhn, Kentucky
- SS Alex Bregman, LSU
- C Will Allen, Ole Miss
- OF Ben Moore, Alabama
- OF Harrison Bader, Florida
- OF Nick Banks, Texas A&M
- DH/UTL Wade Wass, Alabama
- P Ross Mitchell, Mississippi State
- P Carson Fulmer, Vanderbilt
- RP Joel Seddon, South Carolina

THE UNIVERSITY

2014 SEC TOURNAMENT

Tuesday, May 20

- Game 1: #6 Vanderbilt 3, #11 Tennessee 2
- Game 2: #7 Arkansas 4, #10 Texas A&M 0
- Game 3: #8 Alabama (1) vs. #9 Kentucky 7
- Game 4: #5 Mississippi State 5 #12 Georgia 4 (10)

Wednesday, May 21

- Game 5: #3 LSU 11, Vanderbilt 1
- Game 6: Arkansas 2, #2 Ole Miss 1
- Game 7: Kentucky 4, #1 Florida 2
- Game 8: Mississippi State 12, #4 South Carolina 0

Thursday, May 22

- Game 9: Ole Miss 7, Vanderbilt 2
- Game 10: Florida 7, South Carolina 2
- Game 11: LSU 7, Arkansas 2
- Game 12: Kentucky 7, Mississippi State 6 (12)

Friday, May 23

- Game 13: Arkansas 8, Ole Miss 7
- Game 14: Florida 5, Mississippi State 1

Saturday, May 24

- Game 15: LSU 11, Arkansas 1
- Game 16: Florida 6, Kentucky 5

Sunday, May 25

- Game 17: LSU 2 vs. Florida 0

SEC Pitcher of the Week

- Week 1 Wil Crowe, South Carolina
- Week 2 Aaron Nola, LSU
- Week 3 Ross Mitchell, Mississippi St.
Brett Graves, Missouri
- Week 4 Aaron Nola, LSU
- Week 5 Ross Mitchell, Mississippi St.
- Week 6 Trey Killian, Arkansas**
- Week 7 Keaton Steele, Missouri
Jon Keller, Alabama
- Week 8 Jalen Beeks, Arkansas**
Chris Oliver, Arkansas
Aaron Nola, LSU
- Week 9 Justin Kamplain, Ole Miss
- Week 10 Logan Salow, Kentucky
- Week 11 Aaron Rhodes, Florida
- Week 12 Ryan Lawlor, Georgia
Ross Mitchell, Mississippi St.
- Week 13 Robert Tyler, Georgia
- Week 14 A.J. Reed, Kentucky

SEC Freshman of the Week

- Week 1 Bryan Reynolds, Vanderbilt
- Week 2 Wil Crowe, South Carolina
- Week 3 K. Thompson, Auburn
- Week 4 Robert Tyler, Georgia
- Week 5 Thomas Burrows, Alabama
- Week 6 Jared Poche', LSU
- Week 7 Robert Tyler, Georgia
- Week 8 Hunter Webb, Alabama
- Week 9 A.J. Puk, Florida
- Week 10 Thomas Burrows, Alabama
- Week 11 Jake Fraley, LSU
- Week 12 Nick Banks, Texas A&M
- Week 13 Logan Shore, Florida
- Week 14 J.B. Woodman, Ole Miss



Batting • Sorted by Batting Average

Team	AVG	G	AB	R	H	2B	3B	HR	RBI	TB	SLG%	BB	HP	SO	GDP	OB%	SF	SH	SB-ATT	PO	A	E	FLD%
Kentucky	.299	62	2193	472	655	121	11	60	423	978	.446	268	109	406	40	.398	26	30	67-86	1670	691	77	.968
Ole Miss	.297	69	2425	406	720	121	15	42	366	997	.411	226	66	398	47	.367	37	39	91-124	1894	731	74	.973
LSU	.287	63	2098	394	602	117	14	41	360	870	.415	223	61	274	40	.367	32	53	49-74	1685	615	57	.976
Texas A&M	.286	62	2123	329	607	98	12	25	298	804	.379	223	46	318	46	.362	28	39	65-89	1662	619	68	.971
South Carolina	.281	62	2098	330	589	90	5	31	300	782	.373	242	38	345	45	.361	28	41	47-65	1668	620	59	.975
Vanderbilt	.278	72	2360	403	655	145	14	22	351	894	.379	269	80	463	38	.366	33	66	120-166	1919	766	69	.975
Tennessee	.275	54	1828	306	503	82	16	21	268	680	.372	217	48	349	29	.363	24	54	93-121	1481	615	62	.971
Alabama	.275	61	2076	305	571	89	8	42	277	802	.386	178	68	395	39	.348	27	41	31-44	1636	700	64	.973
Mississippi State	.275	63	2094	311	575	70	9	16	282	711	.340	273	61	372	37	.369	36	60	68-95	1714	766	48	.981
Auburn	.270	56	1838	235	497	65	9	15	212	625	.340	192	76	298	36	.360	19	51	80-118	1503	592	65	.970
Florida	.267	63	2077	289	554	76	9	26	260	726	.350	229	60	348	54	.351	34	60	57-84	1724	719	62	.975
Arkansas	.263	65	2101	323	552	92	9	28	294	746	.355	219	85	397	36	.351	36	54	56-72	1726	722	73	.971
Georgia	.256	56	1893	253	484	69	7	13	210	606	.320	224	48	398	35	.346	17	25	42-60	1504	619	74	.966
Missouri	.242	53	1784	196	432	75	7	10	170	551	.309	191	43	373	40	.327	17	31	40-62	1435	583	66	.968
Totals	.276	861	28988	4552	7996	1310	145	392	4071	1077	.372	3174	889	5134	562	-0.376	394	644	906-1260	2322	9358	918	-1.017

CI - Vanderbilt 4, Missouri 2, LSU 2, Miss. State 2, Alabama 2, Arkansas 2, Kentucky 1.

Pitching • Sorted by Earned Run Average

Team	ERA	W-L	G	CG	SHO	SV	IP	H	R	ER	BB	SO	2B	3B	HR	B/AVG	WP	HP	BK	SFA	SHA
South Carolina	2.43	44-18	62	2	13/12	15	556.0	468	183	150	156	473	51	3	21	.229	19	36	4	10	45
LSU	2.60	46-16	63	3	17/16	16	561.2	436	180	162	178	443	63	2	22	.218	21	47	1	23	50
Arkansas	2.63	40-25	65	6	10/10	14	575.1	440	206	168	210	435	65	3	22	.214	44	59	8	14	37
Ole Miss	2.72	48-21	69	3	4/2	17	631.1	572	232	191	190	503	89	5	22	.245	31	50	6	26	65
Vanderbilt	2.90	51-21	72	3	8/7	21	639.2	486	252	206	245	636	66	24	16	.212	63	61	6	21	43
Mississippi State	3.06	39-24	63	4	8/7	16	571.1	514	228	194	211	513	79	8	13	.242	70	60	6	16	46
Alabama	3.19	37-24	61	5	7/6	13	545.1	435	223	193	241	406	53	10	20	.224	48	60	10	21	48
Florida	3.27	40-23	63	1	7/6	20	574.2	548	240	209	174	435	95	4	34	.253	38	60	10	12	52
Auburn	3.34	28-28	56	4	5/3	8	501.2	482	228	186	167	333	84	8	14	.254	39	37	4	15	45
Tennessee	3.41	31-23	54	0	4/4	14	493.2	439	240	187	209	373	93	12	29	.242	42	51	2	17	44
Texas A&M	3.67	36-26	62	2	5/5	9	554.0	555	253	226	190	463	78	11	18	.264	45	47	7	23	60
Kentucky	4.03	37-25	62	2	5/4	12	556.2	591	319	249	192	375	92	10	36	.275	53	45	12	27	47
Missouri	4.03	20-32	53	3	2/2	11	478.1	518	250	214	127	345	81	13	19	.279	29	42	9	16	34
Georgia	4.33	26-29	56	4	3/2	5	501.1	511	293	241	224	337	88	6	19	.267	69	40	5	21	41
Totals	3.23	523-335	861	42	98/86	191	7741.0	6995	3327	2776	2714	6070	1077	119	305	.244	611	695	90	262	657

PB - Vanderbilt 18, Miss. State 14, Auburn 14, Arkansas 14, Alabama 12, Texas A&M 11, Kentucky 10, Georgia 9, Tennessee 8, S. Carolina 7, LSU 7, Ole Miss 6, Missouri 6, Florida 3. Pickoffs - Arkansas 18, Georgia 14, Vanderbilt 14, Texas A&M 13, Florida 11, Alabama 9, Ole Miss 9, Tennessee 8, S. Carolina 7, Missouri 7, Miss. State 6, LSU 5, Kentucky 5, Auburn 1.

Fielding • Sorted by Fielding Percentage

Team	c	po	a	e	fld%	dp	sba	csb	sba%	pb	ci
Mississippi St.	2528	1714	766	48	.981	49	52	18	.743	14	2
LSU	2357	1685	615	57	.976	44	43	29	.597	7	2
Florida	2505	1724	719	62	.975	56	52	17	.754	3	0
Vanderbilt	2754	1919	766	69	.975	55	49	18	.731	18	4
South Carolina	2347	1668	620	59	.975	47	40	17	.702	7	0
Alabama	2400	1636	700	64	.973	58	45	29	.608	12	2
Ole Miss	2699	1894	731	74	.973	61	49	14	.778	6	0
Tennessee	2158	1481	615	62	.971	39	31	24	.564	8	0
Texas A&M	2349	1662	619	68	.971	34	54	23	.701	11	0
Arkansas	2521	1726	722	73	.971	61	43	25	.632	14	2
Auburn	2160	1503	592	65	.970	51	33	23	.589	14	0
Kentucky	2438	1670	691	77	.968	61	38	19	.667	10	1
Missouri	2084	1435	583	66	.968	41	66	20	.767	6	2
Georgia	2197	1504	619	74	.966	53	43	12	.782	9	0
Totals	-32039	23221	9358	918	-1.017	710	638	288	.689	139	15



Trey Killian finished the 2014 season tied for first in the SEC with four complete games.




HISTORY HALL




PPENS HERE™



HISTORY & RECORDS





Few schools in America enjoy as rich a history as that of the Arkansas Razorback baseball program. With seven College World Series appearances - including a national runner-up finish in 1979 - and 26 NCAA postseason appearances to its credit, the University of Arkansas has long been considered one of the nation's elite programs.

Entering their 93rd season of play, the Razorbacks fielded their first team in 1897. Arkansas played for 24 years before seeing its team discontinued from 1930 to 1946. Hugo Bezdek, E.T. Pickering, T.T. McConnell, Claude Watts, Norman Coyle and Francis Schmidt served as coaches during the early days of the program. All but Watts and Coyle also served as head football coaches at the university.

The Razorbacks got back in the baseball business again in 1947 with Deke Brackett serving the first of three seasons as head coach. It was in 1950, with Razorback athletic trainer Bill Ferrell taking the reins, that modern day interest in the sport ignited for the first time. Though compiling only a 139-149 record during his 16-year tenure, the foundation was laid for what was to come.

Wayne Robbins took over for the popular Ferrell in 1966 and coached four seasons, going 50-51. His successor was a fiery young coach from Wisconsin who would eventually build the program into one of national prominence.

Norm DeBriyn was hired by Arkansas Athletics Director George Cole in 1970 and charged with making the Razorbacks competitive on a conference and national level. Arkansas baseball had not been a baseball-playing member of a league since dropping out of Southwest Conference play in 1926. One of DeBriyn's first tasks was to resume a SWC schedule, a feat which was accomplished in time for the 1974 season. His teams proved competitive in one of the nation's toughest baseball leagues and Arkansas would end up qualifying for 14 of the 15 SWC Tournaments held during the Razorbacks' membership in that league.

The Razorbacks became competitive on a larger scale as well under DeBriyn. Arkansas participated in its first NCAA postseason in 1973, DeBriyn's fourth season, and made its first trip to the NCAA College World Series in just his 10th campaign.

That trip to Omaha in 1979 saw the Razorbacks finish as national runners-up to Cal State Fullerton.

In his final season as coach, DeBriyn guided Arkansas to an NCAA Super Regional after winning the Wichita Regional with a perfect 3-0 mark. The Razorbacks came within two runs of advancing to their fifth NCAA College World Series, losing the super regional two games to one to host Clemson.

A new chapter in Arkansas baseball history began in 2003 when former Razorback player and graduate assistant coach Dave Van Horn was named head coach after DeBriyn retired following the 2002 season. Since taking over at his alma mater, Van Horn has continued to grow the Razorback program with trips to the College World Series in 2004, 2009 and 2012, 11 straight NCAA Tournament berths and four super regional appearances.

Facilities have played an important role in the history of Razorback baseball. Upon DeBriyn's arrival, the Razorbacks were playing games at the

run-down and disheveled Washington County Fairgrounds field barely fit for pasture land. By 1975, Arkansas had moved into George Cole Field, one of the few college ballparks in the country with an artificial playing surface. The park gave the program immediate respectability and Arkansas would advance five times to NCAA postseason play and twice to the NCAA College World Series in its first decade in the park.

Lights were added in 1985 with the help of former standouts Kevin McReynolds, Johnny Ray and Tim Lollar, a move that again advanced the program to another level.

George Cole Field was the site of the Razorback baseball program's coming of age. The Razorbacks would go 567-142-2 at the facility for a winning percentage of .799. It was the site of the school's first league tournament championship, in 1985, and home to a parade of all-conference and All-America players. McReynolds, Ray, Lollar and Tom Pagnozzi - some of the first Razorbacks to make a significant impact in Major League Baseball - were just a few of many DeBriyn pupils who honed their skills at George Cole Field and went on to excel in the majors.

Arkansas baseball is not just about those who have been able to play the game for a living. The Razorbacks have produced 97 all-conference selections (all since 1976 when Bill Montgomery was named All-Southwest Conference), 26 All-America picks (Lollar was the first in 1978), 14 freshman All-America selections, 58 all-conference tournament selections, four conference titles (1989, 1990, 1999, 2004), one conference tournament championship and nine NCAA Regional Tournament championships. Since joining the SEC in 1992, Arkansas has already placed 38 players on All-SEC lists. Adding all these feats to the fact that Arkansas baseball has seen 39 of its stars go on to play in the major leagues, has dozens currently playing professional baseball and claims seven major league first-round draft picks in McReynolds (1981), Jeff King (1986), David Walling (1999), Nick Schmidt (2007), Logan Forsythe (2008), Zack Cox (2010) and Ryne Stanek (2013).

Although he retired following the 2002 season, the magic continues with DeBriyn's subtle influence on the lives of Charlie Baum and Willard and Pat Walker families, key contributors to perhaps the crowning achievement of DeBriyn's tenure - Baum Stadium at George Cole Field. The 8,237-seat stadium, which can accommodate a crowd of 10,737, is unparalleled in the country in form and function and has moved the program to an even higher level of achievement.

Designed by the nationally acclaimed firm HOK, designers of such jewels as Oriole Park at Camden Yards, Coors Field and Progressive Field, Baum Stadium at George Cole Field played host to its first game on April 13, 1996, as a crowd of 3,328 saw the Razorbacks defeat Auburn in a doubleheader sweep. Named the best college baseball facility in the nation by Baseball America in 1998, the stadium has ignited the interest of Razorback fans throughout the region and helped Arkansas lead the nation in tickets sold in 2007 with 8,069 per game and set a then-NCAA record in the process.

Many former Razorbacks have given something back to the program that



helped propel them to the professional ranks, but none so much as the all-star catcher Pagnozzi. In addition to contributing the funds which made possible the Razorback clubhouse that bears his name, the annual Tom Pagnozzi Invitational Golf Tournament and surrounding events raise thousands of dollars each year for the Arkansas baseball program.

Memorable moments of Arkansas baseball vary with the observer. Arkansas' first NCAA postseason appearance in 1973 at Arlington Stadium in Arlington, Texas, will long be considered a watershed moment for DeBriyn's program. Though the Razorbacks lost two straight, it was a signal the program had arrived. Just six years later, the Razorbacks raced through the NCAA East Regional in Tallahassee, Fla., in four games to advance to the College World Series in Omaha, Neb., for the first time.

Three more wins in the then-true double elimination event put Arkansas in the championship game against Cal State Fullerton. Fullerton, playing with one loss, won the first championship game 13-10 to force a winner-take-all rematch. Fullerton won that one 2-1, sending the disappointed Razorbacks home with the national runner-up trophy.

A third-place finish at the 1985 CWS also saw the Razorbacks go through Tallahassee and started a five-year stretch in which Arkansas advanced to Omaha three times, each time on an odd year. Fifth-place finishes in 1987 and 1989 were outstanding achievements for phenomenal teams.

Arkansas played host to its first Southwest Conference tournament in 1985, winning in three straight games at George Cole Field with an opening win over Baylor and back-to-back victories over rival Texas. It was another example of facilities playing a role in the program's success - only the addition of lights that season enabled the school to snare the tournament host honor from traditional sites Texas and Texas A&M.

Memorable moments are hard to narrow to such a small space but would include some hard-to-forget home runs and pitching performances. Ralph Kraus ushered in the school's first home night game in classic style with a home run in the bottom of the ninth inning to defeat Texas before thousands in 1985. McReynolds will long be known for his towering shots both at George Cole Field and at the SWC Tournament at Texas A&M in 1980.

There have been 12 no-hitters in school history, the most recent by the combination of Nick Schmidt, Brian McLelland and Devin Collis in 2006. They blanked Oklahoma State to join former Razorbacks Rich Erwin (1976), David Rhodes (1977), Scott Glanz (1982), Tim Deitz (1983), Fred Faust (1984), Steve Parker (1986), Dennis Fletcher-Tim Sherrill-Tim Peters (1987), Brian Cook-Brian Dennison (1991), Todd Abbott (1994), Richie Nye (1996) and Scott Roehl (2001) as no-hit specialists. Steve Krueger recorded the Southwest Conference's lowest league ERA in 1979 and 1980.

Another Nye helped the Razorbacks make history again on the final day of the 1999 regular season. Rodney Nye homered in each of his first three trips to the plate to help the Razorbacks to a victory that gave UA its first SEC Western Division and overall titles.

Baum Stadium has already seen its share of memorable games in its short lifespan, such as Arkansas' 11-run rally to beat South Carolina 17-16 in 1998 and a 16-0 win over Eastern Illinois in which David Walling fanned 16 batters to help give Norm DeBriyn his 1,000th career victory.

In 1999, the Razorbacks took their home field advantage to a new level, going 14-1 in home SEC games and ending the season with 13 consecutive conference victories at the facility. The solid play in home league games helped the Razorbacks earn division and overall league titles and brought an NCAA regional to the UA campus for the first time in school history.

In 2004, Arkansas duplicated the feat again earning a share of the SEC crown and topping the SEC West. Picked last in the division to begin the season, Van Horn guided this gritty bunch of Razorbacks to their second league title since joining the SEC. For their efforts, Arkansas earned a coveted national seed in the NCAA Tournament draw and hosted its second regional in school history.

The Razorbacks hosted the largest attended NCAA regional as 38,773 fans packed Baum Stadium for the three-day event. Arkansas didn't disappoint, although it took a historic comeback to send the home crowd away happy. Down to its last out in an elimination game against Wichita State, Arkansas got

a grand slam from junior catcher Brady Toops to complete an improbable 11-9 comeback win against Wichita State. Arkansas held off the Shockers 4-3 in the regional final to secure the school's first-ever NCAA Super Regional.

The following weekend, Arkansas dominated No. 12 Florida State in a two-game sweep of the Seminoles televised nationally by ESPN. Razorback fans set a new NCAA record for super regional attendance at an on-campus venue drawing 9,338 on Friday and 10,027 on Saturday. With the 4-2 win on Saturday, Arkansas clinched its fifth College World Series berth.

Omaha did not prove as kind to the Razorbacks, as Arkansas dropped a pair of games to Texas and Arizona. Despite the quick exit, the improbable run of this underdog Razorback squad captured the imagination of UA fans everywhere, laying the groundwork for even bigger and better things to come.

During the 2009 regular season, Arkansas earned its first No. 1 ranking and defeated Arizona State in front of a then-Baum-record 11,014 fans in the facility's first matchup between top-ranked teams; the Sun Devils were also ranked No. 1 at the time.

In 2009, having swept through the Norman Regional and Tallahassee Super Regional, upsetting national seeds Oklahoma and Florida State, respectively, the Razorbacks earned their sixth trip to Omaha.

Arkansas split its first two games, besting Cal State Fullerton and then losing to LSU. The Razorbacks found themselves one out away from elimination against Virginia before Brett Eibner lifted a two-run shot to left field to tie the game. Arkansas went on to win the instant classic 4-3 in 12 innings. The Razorbacks closed out the CWS with a tie for third place.

The Razorbacks reached the College World Series for the third time under Van Horn in 2012 as Arkansas put together a memorable postseason run that saw them down old SWC rivals Rice and Baylor on their home fields. Arkansas opened its tournament run in Houston as it defeated Sam Houston State twice and downed eighth-ranked Rice in a 1-0 shutout.

The next week, Arkansas returned to the state of Texas and faced No. 4 national seed Baylor. After dropping the opener of the Super Regional, Arkansas responded by winning the next two games to punch its ticket to Omaha. The decisive game of the Super Regional was a classic pitcher's duel. The game was scoreless until the top of the 10th inning when Arkansas broke through on Jake Wise's RBI single, scoring Brian Anderson. Randall Fant, Nolan Sanburn, Brandon Moore, Trent Daniel and Colby Suggs combined to shut down the high-powered Baylor offense and send Arkansas to Omaha.

In the College World Series, the Razorbacks opened by winning its first two games, defeating Kent State 8-1 in the opener and then downing South Carolina 2-1 to snap the Gamecocks' 22-game NCAA postseason win streak. Arkansas would finish tied for third in the CWS after South Carolina defeated the Razorbacks twice.

A rich history with legendary players, coaches and games make Arkansas baseball a unique and treasured program. With Baum Stadium as a backdrop for the Razorbacks' continued competition in the toughest league in the nation, Arkansas baseball promises to bring fans many more great moments for many years to come.



Former Razorbacks Ronn Reynolds, Kevin McReynolds, Tim Lollar and Johnny Ray with long-time Arkansas head coach Norm DeBriyn (middle).

A || 1979 CWS TEAM

ARKANSAS BASEBALL



RAZORBACKS FINISH SECOND IN FIRST CWS APPEARANCE

Overall Record: 49-15 | SWC Record: 19-5
 SWC Finish: Second
 SWC Tournament Finish: Second
 College World Series Finish: Second
 All-America Selections: Ronn Reynolds, C
 CWS All-Tournament Team: Marc Brumble, OF
 All-SWC Selections: Steve Krueger, LHP; Johnny Ray, 2B; Ronn Reynolds, C; Ed Wallace, 1B
 All-SWC Tournament Selections: Marc Brumble, OF; John Hennell, 1B; Johnny Ray, 2B; Ronn Reynolds, C; Scott Tabor, P; Larry Wallace, SS

1979 Roster

Head Coach: Norm DeBriyn

Assistant Coaches: Doug Clark, Tom Hilton and Ban Ormsby

2015 RAZORBACKS

FACILITIES

2014 REVIEW

HISTORY

THE UNIVERSITY


Name	Pos.	Yr.	Hometown (Last School)
Tim Alexander	RHP	So.	Ft. Smith, Ark. (Southside)
Jeff Ash	OF	Jr.	Shawnee Mission, Kan. (North)
Donald Atkins	INF/OF	Fr.	Little Rock, Ark. (Parkview)
Bill Bakewell	RHP	Sr.	Tulsa, Okla. (Hale)
Powell Bowers	2B	Fr.	Mt. Pleasant, Texas (Mt. Pleasant)
Jeff Boyd	RHP	Jr.	Springfield, Mo. (Glendale)
Marc Brumble	OF	Sr.	Tulsa, Okla. (Hale)
Mark Bulgarelli	C	Sr.	Littleton, Colo. (Arapahoe)
Randal Carter	SS/3B	Jr.	Springfield, Mo. (Hillcrest)
Tim Clancy	C/1B	Jr.	Tulsa, Okla. (Bishop Kelley)
Steve Coker	3B	So.	Fayetteville, Ark. (Fayetteville)
Chris Day	LHP	So.	Houston, Texas (Sharpstown)
Rich Erwin	RHP	Sr.	Littleton, Colo. (Littleton)
Kevin Grover	LHP	Fr.	Janesville, Wis. (Craig)
Bill Grubb	INF/OF	Jr.	Tulsa, Okla. (Hale)
Jeff Haun	INF	Fr.	Overland Park, Kan. (South)
John Hennell	1B	Jr.	Ashland, Wis. (Ashland)
Stuart Huchingson	RHP	Fr.	West Memphis, Ark. (West Memphis)
Jeff Huddleston	RHP	So.	Texarkana, Texas (Liberty)
Albert Jiron	SS	Fr.	Lakewood, Colo. (Bear Creek)
Danny Johnson	RHP	Fr.	Pine Bluff, Ark. (Watson Chapel)
Rob Kauffman	3B	Jr.	Tulsa, Okla. (Hale)
Mike Kreyborg	RHP	Fr.	Tulsa, Okla. (Bishop Kelley)
Dave King	OF	Jr.	Elkins, Ark. (Elkins)
Steve Krueger	LHP	Jr.	Topeka, Kan. (West)
Bruce Lahay	LHP	So.	St. Louis, Mo. (Oakville)
Mike Martin	OF	Sr.	Moore, Okla. (Moore)
Dale McDaniel	RHP	Jr.	Kansas City, Mo. (Hickman)
Pat McGurk	RHP	Jr.	Muskogee, Okla. (Muskogee)
Bob McHale	RHP	Jr.	Tobyhanna, Pa. (Pocono)
Kevin McReynolds	OF	Fr.	North Little Rock, Ark. (Sylvan Hills)
Kevin Radford	2B	Jr.	Tulsa, Okla. (Memorial)
Johnny Ray	2B	Sr.	Chouteau, Okla. (Chouteau)
Ronn Reynolds	C	Jr.	Wichita, Kan. (Southeast)
Rickey Riddley	OF	Jr.	Hot Springs, Ark. (Hot Springs)
Billy Schock	RHP	Fr.	Deer Park, Texas (Deer Park)
John Stanley	LHP	Jr.	Little Rock, Ark. (Hall)
Scott Tabor	RHP	Fr.	Little Rock, Ark. (McClellan)
Ed Wallace	LHP	Sr.	Florissant, Mo. (McClure)
Larry Wallace	2B/SS	Sr.	Pine Bluff, Ark. (Pine Bluff)
Manual Warrior	RHP	Sr.	Sapulpa, Okla. (Kellyville)
Ron Waymire	RHP	Jr.	Tulsa, Okla. (Cascia Hall)
Andy White	RHP	So.	Newport, Ark. (Newport)
Luis Zambrana	OF	So.	Carolina, Puerto Rico



1979 Results

Date	Result	Opponent	Location
2/23	W, 7-1	William Jewell	Fayetteville
2/23	W, 13-2	William Jewell	Fayetteville
2/27	W, 5-0	Missouri Southern	Fayetteville
2/27	W, 3-2	Missouri Southern	Fayetteville
3/2	W, 2-0	Texas*	Fayetteville
3/3	L, 2-3	Texas*	Fayetteville
3/3	L, 0-1	Texas*	Fayetteville
3/4	L, 2-3	Southern Illinois	Fayetteville
3/4	L, 5-18	Southern Illinois	Fayetteville
3/5	W, 5-0	Southwest Baptist	Fayetteville
3/5	W, 9-2	Southwest Baptist	Fayetteville
3/6	W, 4-1	Tulsa	Fayetteville
3/6	W, 8-1	Tulsa	Fayetteville
3/9	W, 6-3	Rice*	Houston, Texas
3/10	W, 7-2	Rice*	Houston, Texas
3/10	W, 12-3	Rice*	Houston, Texas
3/16	W, 12-1	Baylor*	Fayetteville
3/17	W, 5-1	Baylor*	Fayetteville
3/17	L, 0-4	Baylor*	Fayetteville
3/19	W, 13-0	Missouri Western	Fayetteville
3/19	W, 7-6 (11)	Missouri Western	Fayetteville
3/23	W, 7-1	TCU*	Fort Worth, Texas
3/24	W, 10-1	TCU*	Fort Worth, Texas
3/24	W, 9-4	TCU*	Fort Worth, Texas
3/26	W, 6-2	Eastern Michigan	Fayetteville
3/26	W, 1-0	Eastern Michigan	Fayetteville
3/27	W, 7-4	Iowa	Fayetteville
3/27	W, 6-0	Eastern Michigan	Fayetteville
3/30	W, 3-1	SMU*	Fayetteville
3/31	W, 3-1	SMU*	Fayetteville
3/31	W, 9-2	SMU*	Fayetteville
4/3	W, 5-1	SMS	Fayetteville
4/3	W, 4-3	SMS	Fayetteville
4/6	L, 8-9	Texas Tech*	Lubbock, Texas
4/7	W, 6-2	Texas Tech*	Lubbock, Texas
4/7	W, 12-9	Texas Tech*	Lubbock, Texas
4/13	W, 4-0	South Dakota	Fayetteville
4/13	W, 7-0	South Dakota	Fayetteville
4/14	W, 7-1	South Dakota	Fayetteville
4/14	W, 8-1	South Dakota	Fayetteville
4/17	L, 2-5	Oral Roberts	Tulsa, Okla.
4/20	W, 5-3	Houston*	Fayetteville
4/21	W, 3-0	Houston*	Fayetteville
4/21	W, 11-10 (8)	Houston*	Fayetteville
4/27	L, 0-6	Texas A&M*	College Station, Texas
4/28	W, 2-0 (11)	Texas A&M*	College Station, Texas
4/28	W, 9-1	Texas A&M*	College Station, Texas
	L, 8-9	Missouri Southern	Joplin, Mo.
	W, 6-5	Missouri Southern	Joplin, Mo.
	L, 6-7	Wichita State	Wichita, Kan.
	L, 4-5	Wichita State	Wichita, Kan.
5/12	W, 6-1	Baylor!	Austin, Texas
5/13	L, 2-6	Texas!	Austin, Texas
5/14	W, 6-2	Texas A&M!	Austin, Texas
5/14	L, 6-12	Texas!	Austin, Texas
5/25	W, 12-11	George Washington+	Tallahassee, Fla.
5/26	W, 9-1	Florida+	Tallahassee, Fla.
5/26	W, 8-6	Delaware+	Tallahassee, Fla.
5/27	W, 4-3	Delaware+	Tallahassee, Fla.
6/1	W, 5-4	Pepperdine#	Omaha, Neb.
6/3	W, 10-3	Arizona#	Omaha, Neb.
6/5	W, 9-4	Texas#	Omaha, Neb.
6/6	L, 10-13	Cal State Fullerton#	Omaha, Neb.
6/8	L, 1-2	Cal State Fullerton#	Omaha, Neb.

* - SWC Game; ! - SWC Tournament; + - NCAA East Regional; # - College World Series




RAZORBACKS WIN 51 GAMES, FINISH THIRD AT CWS

Overall Record: 51-15 | SWC Record: 13-7
 SWC Finish: Third
 SWC Tournament Finish: First
 College World Series Finish: Third
 All-America Selections: Mike Loggins, OF
 CWS All-Tournament Team: Jeff King, 3B; Ralph Kraus, OF
 All-SWC Selections: Tim Deitz, P; Fred Farwell, P; Jeff King, 3B; Mike Loggins, OF; Norm Roberts, OF
 All-SWC Tournament Selections: Tim Deitz, P; Fred Farwell, P; Jeff King, 3B; Mike Loggins, OF; Dave Patterson, 1B (MVP); Norm Roberts, OF; Doyle Wilson, C

1985 Roster

Head Coach: Norm DeBriyn
 Assistant Coaches: Doug Clark, Dave Jorn, Rex Dickerson (GA), Rude Garcia (GA), Dave Van Horn (GA)

Name	Pos.	Yr.	Hometown (Last School)
Joe Blair	2B	Fr.	Orlando, Fla. (Bishop)
Kevin Campbell	RHP	So.	Des Arc, Ark. (Des Arc)
Dera Clark	RHP	So.	Artesia, N.M. (Artesia)
Steve Clements	OF	Sr.	Vancouver, British Columbia (S. Idaho JC)
Jay Cleveland	RHP	So.	Amarillo, Texas (UTEP)
Tim Deitz	RHP	Jr.	Tulsa, Okla. (Hale)
Joe DiLeo	INF	Fr.	Scranton, Pa. (Central)
Bobby Joe Edmonds	OF	So.	St. Louis, Mo. (Luthern North)
Fred Farwell	LHP	Jr.	Nashua, N.H. (Crowder JC)
Fred Faust	RHP	Jr.	Fayetteville, Ark. (Fayetteville)
David Ferrell	2B	Jr.	West Fork, Ark. (Northark JC)
Chris Flake	OF	Fr.	North Little Rock, Ark. (Northeast)
Rob Gee	LHP	Jr.	North Little Rock, Ark. (Westark JC)
Ray Harris	LHP	Fr.	Jacksonville, Ark. (Jacksonville)
Jim Hartman	OF	Fr.	Bedford, Texas (Trinity)
Keith Helton	LHP	So.	North Little Rock, Ark. (Ole Main)
Howard Hilton	RHP	Sr.	Oxnard, Calif. (Oxnard JC)
Rick Huntze	RHP	Sr.	Tulsa, Okla. (Bacone JC)
Mark Jackson	OF	Jr.	North Little Rock, Ark. (Northeast)
Joe Jakonczuk	1B	Fr.	Cabot, Ark. (Cabot)
Kevin Kee	RHP	Fr.	Wichita Falls, Texas (Hirschi)
Keith Kerns	2B	Jr.	Salina, Okla. (Bacone JC)
Jeff King	3B	So.	Colorado Springs, Colo. (Rampart)
Ralph Kraus	1B/OF	Jr.	Plano, Texas (Plano)
Jim Kremers	INF	Fr.	North Little Rock, Ark. (Catholic)
Mike Loggins	OF	Jr.	Crossett, Ark. (Crossett)
Chris Lusker	C	Jr.	Pittsburg, Kan. (Labette JC)
Ron Meilleur	RHP	Fr.	Winnipeg, Canada (Winnipeg)
Gary Murphy	RHP	Jr.	Hazleton, Pa. (Luzerne JC)
Greg Murtha	C	Fr.	Little Rock, Ark. (Westark JC)
David Patterson	INF	Jr.	Ventura, Calif. (Ventura JC)
Tony Peters	C	Jr.	Nicholson, Pa. (Lackawanna)
Pat Rice	RHP	Jr.	Colorado Springs, Colo. (Academy)
Derrick Richardson	INF	Sr.	Fort Smith, Ark. (Northside)
Norm Roberts	OF	Sr.	Texarkana, Texas (Texas)
Ellis Roby	SS	Jr.	North Little Rock, Ark. (Ole Main)
Doyle Wilson	C	Jr.	Chandler, Ariz. (Mesa JC)




1985 Results

Date	Result	Opponent	Location
2/9	L, 2-5	Miami (Fla.)	Coral Gables, Fla.
2/9	L, 1-2	Miami (Fla.)	Coral Gables, Fla.
2/10	L, 0-4	Miami (Fla.)	Coral Gables, Fla.
2/16	W, 4-0	Oklahoma City	Fayetteville
2/16	W, 20-13	Oklahoma City	Fayetteville
2/17	W, 5-2	Oklahoma City	Fayetteville
2/22	W, 5-1	Kansas State	Fayetteville
2/25	W, 12-1	Missouri Southern	Fayetteville
2/25	W, 8-3	Missouri Southern	Fayetteville
3/1	W, 15-4	Lubbock Christian	Fayetteville
3/2	W, 15-1	Lubbock Christian	Fayetteville
3/2	W, 4-1	Lubbock Christian	Fayetteville
3/3	W, 11-3	Northwest Missouri State	Fayetteville
3/4	W, 18-8	Northeast Missouri State	Fayetteville
3/5	W, 15-6	Southeast Oklahoma State	Fayetteville
3/8	W, 9-7	Indiana State	Fayetteville
3/9	W, 7-2	Indiana State	Fayetteville
3/9	W, 3-1	Indiana State	Fayetteville
3/17	W, 8-4	Rice*	Houston, Texas
3/17	L, 2-13	Rice*	Houston, Texas
3/18	W, 10-0	Missouri Western	Fayetteville
3/18	W, 4-0	Missouri Western	Fayetteville
3/19	W, 4-3	School of the Ozarks	Fayetteville
3/19	W, 6-0	School of the Ozarks	Fayetteville
3/22	W, 5-4	Texas*	Fayetteville
3/23	W, 2-1	Texas*	Fayetteville
3/23	L, 3-13	Texas*	Fayetteville
3/26	L, 1-3	Oklahoma State	Stillwater, Okla.
3/29	L, 2-6	Texas A&M*	College Station, Texas
3/31	W, 6-4	Texas A&M*	College Station, Texas
3/31	W, 15-4	Texas A&M*	College Station, Texas
4/2	L, 6-14	Oklahoma State	Fayetteville
4/5	W, 16-12	Houston*	Fayetteville
4/6	W, 5-4	Houston*	Fayetteville
4/6	L, 9-10	Houston*	Fayetteville
4/12	W, 14-4	Texas Tech*	Lubbock, Texas
4/13	W, 14-11	Texas Tech*	Lubbock, Texas
4/13	W, 22-5	Texas Tech*	Lubbock, Texas
4/16	W, 6-5	SMS	Fayetteville
4/19	W, 19-7	TCU*	Fort Worth, Texas
4/20	L, 3-4	TCU*	Fort Worth, Texas
4/20	W, 12-6	TCU*	Fort Worth, Texas
4/26	L, 6-7	Baylor*	Fayetteville
4/27	W, 5-4	Baylor*	Fayetteville
4/27	L, 8-11	Baylor*	Fayetteville
4/30	L, 2-16	Mississippi State	Greenville, Miss.
5/1	W, 13-1	Mississippi State	Little Rock, Ark.
5/3	W, 10-4	Kansas	Fayetteville
5/4	W, 6-5	Kansas	Fayetteville
5/4	W, 6-2	Kansas	Fayetteville
5/6	W, 14-4	Oklahoma Christian	Fayetteville
5/9	W, 6-4	Oral Roberts	Fayetteville
5/10	W, 5-1	Oral Roberts	Fayetteville
5/11	W, 9-5	Oral Roberts	Tulsa, Okla.
5/15	W, 11-2	Louisiana-Lafayette!	Fayetteville
5/17	W, 6-4	Baylor!	Fayetteville
5/18	W, 9-5	Texas!	Fayetteville
5/19	W, 10-6	Texas!	Fayetteville
5/23	W, 20-13	Eastern Kentucky+	Tallahassee, Fla.
5/24	W, 13-9	George Mason+	Tallahassee, Fla.
5/25	W, 7-6	Florida State+	Tallahassee, Fla.
5/26	W, 7-5	Georgia Tech+	Tallahassee, Fla.
5/31	W, 1-0	South Carolina#	Omaha, Neb.
6/3	L, 4-5	Mississippi State#	Omaha, Neb.
6/6	W, 10-4	Stanford#	Omaha, Neb.
6/8	L, 7-8	Texas#	Omaha, Neb.

* - SWC Game; ! - SWC Tournament; + - NCAA South II Regional; # - College World Series

A || 1987 CWS TEAM

ARKANSAS BASEBALL



RAZORBACKS MAKE 3RD CWS APPEARANCE, FINISH 5TH

Overall Record: 51-16 | SWC Record: 17-4
 SWC Finish: Second
 SWC Tournament Finish: Second
 College World Series Finish: Fifth
 All-America Selections: Andy Skeels, C
 CWS All-Tournament Team: None
 All-SWC Selections: Bobby Edwards, P; Tim Peters, P; Andy Skeels, C
 All-SWC Tournament Selections: Andy Skeels, C

1987 Roster

Head Coach: Norm DeBryin
 Assistant Coaches: Doug Clark, Dave Jorn, Dave Van Horn (GA), Jerry Pufall (GA)

FACILITIES

Name	Pos.	Yr.	Hometown (Last School)
Jim Anderson	C/OF	Fr.	St. Louis, Mo. (Lindbergh)
Bob Bailey	INF	Fr.	Newport, Ark. (Newport)
Randy Bobb	1B	Jr.	Broken Arrow, Okla. (Broken Arrow)
Jim Calhoun	INF	Fr.	Jacksonville, Ark. (Jacksonville)
Dan Campbell	OF	Jr.	Palos Verdes, Calif. (L.A. Harbor JC)
Kyle Caple	C	Fr.	Plano, Texas (Plano)
Bubba Carpenter	OF/LHP	Fr.	Winslow, Ark. (West Fork)
John Cebuhar	LHP	Jr.	Tulsa, Okla. (East Oklahoma JC)
Jay Cleveland	RHP	Sr.	Amarillo, Texas (UTEP)
Stan Click	OF	Jr.	Crossett, Ark. (Garden City JC)
Greg D'Alexander	3B	Fr.	Allen Park, Mich. (Cabrini)
Bob Edwards	RHP	Jr.	Salt Lake City, Utah (Coll. of S. Idaho)
Troy Eklund	1B/OF	So.	Kansas City, Mo. (Parkhill)
Dennis Fletcher	RHP	So.	Farmington, Ark. (Farmington)
Shawn Gore	1B/OF	Fr.	West Fork, Ark. (Farmington)
Bill Gunger	OF	So.	Aubun, N.Y. (Quinnipiac College)
Ray Harris	LHP	Jr.	Jacksonville, Ark. (Jacksonville)
Keith Helton	LHP	Sr.	North Little Rock, Ark. (Ole Main)
Mickey House	OF	So.	DeKalb, Texas (Texarkana JC)
Greg King	INF	Fr.	Lenexa, Kan. (Shawnee Mission South)
Jim Kremers	C/OF	Jr.	North Little Rock, Ark. (Catholic)
Allen Lester	LHP	Fr.	Fort Smith, Ark. (Southside)
Rod Moore	OF	Sr.	Oklahoma City, Okla. (Seminole JC)
Mike Oquist	RHP	Fr.	LaJunta, Colo. (Lajunta)
Tim Peters	RHP	Sr.	Portland, Ore. (Coll. of S. Idaho)
Tony Peters	C	Sr.	Nicholson, Pa. (Lackawana JC)
Jim Phillips	1B	Jr.	Texarkana, Texas (Seminole JC)
Scott Pose	INF	So.	West Des Moines, Iowa (Iowa West CC)
Ken Reese	INF	Jr.	Texarkana, Texas (Panola JC)
Tim Sherrill	LHP	Sr.	Harrison, Ark. (North Arkansas CC)
Britt Shoptaw	RHP	Fr.	Little Rock, Ark. (McClellan)
Mike Sisco	SS	Sr.	Des Peres, Mo. (Merramec JC)
Andy Skeels	C/OF	Sr.	Thousand Oaks, Calif. (Oxnard JC)
Don Thomas	3B/OF	So.	Pine Bluff, Ark. (Dollarway)
Kendall Trainor	OF	So.	Fredonia, Kan. (Fredonia)
Spencer Wilkinson	RHP	Jr.	Muskogee, Okla. (Connors State CC)
Kelly Zane	INF	Jr.	Wichita, Kan. (Butler County CC)

2014 REVIEW

HISTORY

THE UNIVERSITY



1987 Results

Date	Result	Opponent	Location
2/14	W, 3-1	Memphis	Memphis, Tenn.
2/14	T, 2-2	Memphis	Memphis, Tenn.
2/21	W, 21-5	Memphis	Fayetteville
2/22	W, 14-7	Memphis	Fayetteville
2/23	W, 4-3	Missouri Southern	Fayetteville
2/23	W, 13-10	Missouri Southern	Fayetteville
2/25	L, 4-6	Hawaii Pacific	Honolulu, Hawaii
2/26	W, 10-7	Hawaii Pacific	Honolulu, Hawaii
2/27	L, 4-8	Hawaii	Honolulu, Hawaii
2/28	L, 5-6 (10)	Hawaii	Honolulu, Hawaii
3/1	W, 9-7 (10)	Hawaii	Honolulu, Hawaii
3/2	W, 7-4	Hawaii	Honolulu, Hawaii
3/6	L, 3-4	Kansas State	Fayetteville
3/7	W, 12-7	Kansas State	Fayetteville
3/8	W, 13-4	North Texas	Fayetteville
3/9	W, 13-3	Lubbock Christian	Fayetteville
3/10	W, 20-10	St. Louis	Fayetteville
3/11	W, 9-0	St. Louis	Fayetteville
3/11	W, 15-5	St. Louis	Fayetteville
3/13	W, 10-3	Northern Iowa	Fayetteville
3/14	W, 8-3	Western Kentucky	Fayetteville
3/15	W, 5-2	Western Kentucky	Fayetteville
3/15	L, 5-11	Washington State	Fayetteville
3/20	W, 17-10	Texas A&M*	College Station, Texas
3/21	W, 8-2	Texas A&M*	College Station, Texas
3/21	W, 7-3	Texas A&M*	College Station, Texas
3/25	L, 1-8	Oklahoma State	Stillwater, Okla.
3/27	L, 3-4	Houston*	Fayetteville
3/28	W, 10-3	Houston*	Fayetteville
3/28	W, 12-6	Houston*	Fayetteville
3/31	W, 11-2	Missouri-St. Louis	Fayetteville
3/31	W, 14-2	Missouri-St. Louis	Fayetteville
4/3	W, 2-0	Texas Tech*	Lubbock, Texas
4/4	W, 8-6	Texas Tech*	Lubbock, Texas
4/4	W, 9-0	Texas Tech*	Lubbock, Texas
4/7	W, 16-2	Evangel	Fayetteville
4/10	W, 9-7	TCU*	Fort Worth, Texas
4/11	L, 6-7	TCU*	Fort Worth, Texas
4/11	W, 13-7	TCU*	Fort Worth, Texas
4/15	W, 12-11	Oklahoma	Fayetteville
4/17	W, 5-3	Baylor*	Fayetteville
4/18	W, 8-0	Baylor*	Fayetteville
4/18	W, 6-5	Baylor*	Fayetteville
4/20	W, 12-1	School of the Ozarks	Fayetteville
4/21	W, 9-8	Oklahoma State	Fayetteville
4/24	W, 4-3	Rice*	Houston, Texas
4/25	W, 5-1	Rice*	Houston, Texas
4/25	W, 3-0	Rice*	Houston, Texas
4/28	W, 14-10	Southeast Oklahoma State	Fayetteville
4/29	W, 20-5	Missouri Southern	Fayetteville
5/1	L, 5-9	Texas*	Fayetteville
5/2	W, 9-3	Texas*	Fayetteville
5/2	L, 1-4	Texas*	Fayetteville
5/7	W, 14-4	Oral Roberts	Fayetteville
5/8	W, 17-5	Oral Roberts	Fayetteville
5/10	L, 2-10	Oral Roberts	Tulsa, Okla.
5/10	L, 11-12 (10)	Missouri	Columbia, Mo.
5/15	W, 4-3	Texas A&M!	Austin, Texas
5/17	L, 10-3	Texas!	Austin, Texas
5/17	W, 14-9	Houston!	Austin, Texas
5/18	L, 2-3	Texas!	Austin, Texas
5/22	W, 10-7	Middle Tennessee+	Huntsville, Ala.
5/22	W, 7-2	West Virginia+	Huntsville, Ala.
5/23	W, 6-5 (10)	Clemson+	Huntsville, Ala.
5/24	W, 4-2	Clemson+	Huntsville, Ala.
5/30	L, 6-13	Texas#	Omaha, Neb.
5/31	W, 5-4	Georgia#	Omaha, Neb.
6/3	L, 2-5	LSU#	Omaha, Neb.

* - SWC Game; ! - SWC Tournament; + - NCAA South I Regional;
 # - College World Series



ARKANSAS MAKES THIRD CWS IN FIVE YEARS, FINISHES FOURTH

Overall Record: 51-16 | SWC Record: 17-4
 SWC Finish: Tied First
 SWC Tournament Finish: Second
 College World Series Finish: Fifth
 All-America Selections: Troy Eklund, OF
 CWS All-Tournament Team: None
 All-SWC Selections: Bubba Carpenter, 1B/OF; Greg D'Alexander, 3B; Troy Eklund, OF; Mike Oquist, P; Scott Pose, OF; Phillip Stidham, P; Mark Swope, P
 All-SWC Tournament Selections: None

1989 Roster

Head Coach: Norm DeBriyn
 Assistant Coaches: Doug Clark, John Luedtke, Abraham Flores (GA), Rod Moore (GA), Shannon Rhea (GA)

Name	Pos.	Yr.	Hometown (Last School)
Bill Abbottt	RHP	Jr.	Springfield, Mo. (Labette CC)
Doug Bennett	RHP	Fr.	Springfield, Mo. (Hillcrest)
Brent Birch	LHP	Fr.	North Little Rock, Ark. (Northeast)
Greg Boyd	C	Jr.	Paragould, Ark. (Three Rivers JC)
Chris Bryan	LHP	So.	Pine Bluff, Ark. (Pine Bluff)
Jim Calhoon	INF	Jr.	Jacksonville, Ark. (Jacksonville)
Bubba Carpenter	INF/OF	So.	Brentwood, Ark. (West Fork)
Jay Carpenter	INF/OF	Jr.	Brentwood, Ark. (Arkansas Tech)
Brian Cook	RHP	Fr.	Tulsa, Okla. (Memorial)
Greg D'Alexander	3B	Jr.	Allen Park, Mich. (Cabrini)
Charles Downey	SS	Fr.	League City, Texas (Dickinson)
Troy Eklund	OF	Sr.	Kansas City, Kan. (Park Hill)
Scott Epps	SS	Fr.	Jenks, Okla. (Jenks)
Haden Etheridge	OF	So.	North Little Rock, Ark. (Northeast)
Dennis Fletcher	RHP	Sr.	Farmington, Ark. (Farmington)
Tony Gilmore	C	Jr.	Tulsa, Okla. (Eastern Oklahoma JC)
Juju Harshaw	C/OF	Fr.	North Little Rock, Ark. (Northeast)
Glen Ray Hines	1B/3B	So.	Houston, Texas (Rice)
Todd Hobson	OF	Fr.	Indianapolis, Ind. (Lawrence North)
Dan Hreha	INF	Fr.	Brooklyn Center, Minn. (Park Center)
Cole Hyson	RHP	Jr.	Durango, Colo. (Eastern Utah)
Brett Kemohah	C/OF	Fr.	Vinita, Okla. (Vinita)
Greyson Liles	1B/OF	Fr.	Houston, Texas (Bellaire)
Ron Moore	OF	So.	Oklahoma City, Okla. (Murray State JC)
Mike Oquist	RHP	Jr.	LaJunta, Colo. (LaJunta)
Scott Osmon	RHP	Sr.	Mountain Home, Ark. (North Ark CC)
Kirk Piskor	C	Fr.	Plano, Texas (Plano East)
Scott Pose	OF	Sr.	West Des Moines, Iowa (Iowa West JC)
Peter Raether	RHP	Fr.	Edina, Minn. (Edina)
Phillip Stidham	RHP	Fr.	Tulsa, Okla. (Nathan Hale)
Rod Stillwell	SS	Sr.	Thousand Oaks, Calif. (Moorpark JC)
Mark Swope	RHP	So.	Spring Hill, Kan. (Spring Hill)
Jim Tejcek	RHP	Jr.	San Diego, Calif. (Southern Idaho)
Don Thomas	OF	Sr.	Pine Bluff, Ark. (Dollarway)
Tim Thomas	2B	So.	St. Paul, Minn. (Iowa Western JC)



1989 Results

Date	Result	Opponent	Location
2/19	W, 5-1	Wichita State	Fayetteville
2/24	W, 6-2	Missouri Southern	Fayetteville
2/25	W, 3-2	Kansas	Fayetteville
2/25	W, 7-0	Kansas	Fayetteville
2/26	W, 18-4	Kansas	Fayetteville
2/28	W, 8-4	Kentucky	Lakeland, Fla.
3/1	W, 2-1	Penn State	Lakeland, Fla.
3/1	L, 2-6	Kentucky	Lakeland, Fla.
3/2	L, 2-6	Western Michigan	Lakeland, Fla.
3/3	W, 8-2	Eckerd	Lakeland, Fla.
3/4	W, 15-0	Western Michigan	Lakeland, Fla.
3/10	W, 1-0	Iowa State	Fayetteville
3/11	W, 9-4	Iowa State	Fayetteville
3/12	W, 4-1	Nebraska	Fayetteville
3/13	W, 9-1	Stephen F. Austin	Fayetteville
3/14	W, 13-4	Wisconsin-Osh Kosh	Fayetteville
3/15	W, 9-4	Wisconsin-Osh Kosh	Fayetteville
3/17	W, 3-2	Northwestern State	Shreveport, La.
3/18	L, 2-10	Oklahoma State	Shreveport, La.
3/19	L, 4-8	Louisiana-Lafayette	Shreveport, La.
3/20	W, 14-4	Northern Iowa	Fayetteville
3/21	W, 12-1	Southwest Baptist	Fayetteville
3/22	W, 14-5	School of the Ozarks	Fayetteville
3/22	W, 10-0	School of the Ozarks	Fayetteville
3/24	W, 10-1	Houston*	Fayetteville
3/25	W, 3-0	Houston*	Fayetteville
3/25	W, 8-3	Houston*	Fayetteville
3/27	W, 11-3	St. Olaf	Fayetteville
3/31	W, 12-0	Texas Tech*	Lubbock, Texas
4/1	W, 3-2	Texas Tech*	Lubbock, Texas
4/1	W, 6-5	Texas Tech*	Lubbock, Texas
4/4	W, 10-4	Oklahoma State	Stillwater, Okla.
4/5	W, 6-4	Evangel	Fayetteville
4/7	W, 5-4	TCU*	Fort Worth, Texas
4/8	W, 8-6	TCU*	Fort Worth, Texas
4/8	W, 11-3	TCU*	Fort Worth, Texas
4/9	W, 11-1	Southeastern (Okla.) State	Fayetteville
4/10	L, 8-10	Dallas Baptist	Fayetteville
4/11	W, 7-4	Missouri	Columbia, Mo.
4/14	W, 8-4	Baylor*	Fayetteville
4/15	W, 9-1	Baylor*	Fayetteville
4/15	W, 10-3	Baylor*	Fayetteville
4/19	W, 9-8	Northeastern (Okla.) State	Fayetteville
4/21	W, 10-2	Rice*	Houston, Texas
4/22	L, 1-3	Rice*	Houston, Texas
4/22	W, 8-4	Rice*	Houston, Texas
4/26	L, 2-3	Oklahoma	Fayetteville
4/28	L, 4-5	Texas*	Fayetteville
4/29	W, 8-4	Texas*	Fayetteville
4/29	W, 14-7	Texas*	Fayetteville
4/30	W, 9-4	Kansas State	Fayetteville
5/1	L, 2-7	Kansas State	Fayetteville
5/5	W, 11-9 (16)	Texas A&M*	College Station, Texas
5/6	L, 2-3	Texas A&M*	College Station, Texas
5/7	L, 0-9	Texas A&M*	College Station, Texas
5/10	W, 10-6	Oklahoma State	Fayetteville
5/18	L, 3-8	Texas!	College Station, Texas
5/19	W, 5-4	Houston!	College Station, Texas
5/20	L, 1-9	Texas!	College Station, Texas
5/25	L, 5-7	Le Moyne+	Waterbury, Conn.
5/26	W, 8-2	George Washington+	Waterbury, Conn.
5/28	W, 9-2	Illinois+	Waterbury, Conn.
5/29	W, 1-0	Arizona State+	Waterbury, Conn.
5/29	W, 6-5	Le Moyne+	Waterbury, Conn.
6/2	L, 1-3	Wichita State#	Omaha, Neb.
6/4	W, 7-3	North Carolina#	Omaha, Neb.
6/6	L, 8-4	Wichita State#	Omaha, Neb.

* - SWC Game; ! - SWC Tournament; + - NCAA Midwest Regional; # - College World Series

ARKANSAS BASEBALL


2015 RAZORBACKS

FACILITIES

2014 REVIEW

HISTORY

THE UNIVERSITY



ARKANSAS RETURNS TO OMAHA UNDER DAVE VAN HORN

Overall Record: 45-24 | SEC Record: 19-11
 SEC Finish: First
 SEC Tournament Finish: Third
 College World Series Finish: Seventh
 All-America Selections: None
 CWS All-Tournament Selections: None
 All-SEC Selections: Scott Hode, SS
 All-SEC Tournament Selections: Jake Dugger, OF

2004 Roster

Head Coach: Dave Van Horn
 Assistant Coaches: Matt Deggs, Dave Jorn, Tom Pagnozzi


Name	Pos.	Yr.	Hometown (Last School)
Charley Boyce	RHP	So.	Broken Arrow, Okla. (Tulsa Union)
Clint Brannon	LHP	Jr.	Bradford, Ark. (Bradford)
Scott Bridges	INF/OF	Jr.	White Hall, Ark. (White Hall)
Robby Daniel	RHP	Fr.	Poyen, Ark. (Poyen)
Devin Day	INF	Jr.	Gilbert, Ariz. (Gilbert)
Jason Deere	C/OF	So.	Conway, Ark. (Conway)
Jake Dugger	OF	Fr.	Omaha, Neb. (Millard West)
James Gilbert	LHP	Fr.	Katy, Texas (James E. Taylor)
Boyd Goodner	RHP	Sr.	Benton, Ark. (Benton)
Clay Goodwin	1B/3B	Jr.	Benton, Ark. (Benton)
Brett Hagedorn	INF	Sr.	Fort Smith, Ark. (Southside)
Caton Hall	RHP	Sr.	McCrory, Ark. (McCrory)
Danny Hamblin	3B/1B	Fr.	Rowlett, Texas (Rowlett)
Scott Hode	INF	Jr.	Crystal Lake, Ill. (Crystal Lake)
Trey Holloway	LHP	Jr.	Booneville, Ark. (Booneville)
Ryan Lennerton	LHP	So.	Langley, British Columbia (Brookwood)
Daryl Maday	RHP	Fr.	Bristol, Wis. (Westosha)
Brian McLelland	RHP	Fr.	DeQueen, Ark. (DeQueen)
Knox McCorquodale	C/1B	Fr.	Orange, Texas (Little Cypress)
Bubbs Merrill	INF	Sr.	Omaha, Neb. (Millard North)
Blake Parker	C/1B/OF	Fr.	Fayetteville, Ark. (Fayetteville)
Haas Pratt	INF	Sr.	San Diego, Calif. (Rancho Bernardo)
Stephen Robison	OF	Fr.	Tulsa, Okla. (Union)
Casey Rowlett	INF/OF	Jr.	Jones, Okla. (Jones)
Jay Sawatski	LHP	Sr.	Little Rock, Ark. (Pulaski Academy)
Joe Skinner	LHP	Fr.	Grand Rapids, Mich. (South Christian)
Josh Smith	RHP	So.	Lake Havasu City, Ariz. (Lake Havasu)
Matt Stallings	RHP	So.	Colleyville, Texas (Missouri)
Brady Toops	C	Jr.	New London, Minn. (New London)
Kern Watts	OF	Fr.	Brampton, Ontario (Brampton Centennial)
Justin White	RHP	Fr.	Fort Gibson, Okla. (Fort Gibson)



2004 Results

Date	Result	Opponent	Location
2/13	W, 2-0	Louisiana Tech	Fayetteville
2/14	W, 22-2	Louisiana Tech	Fayetteville
2/15	W, 13-2	Louisiana Tech	Fayetteville
2/20	W, 14-7	St. John's	Fayetteville
2/21	W, 6-5	St. John's	Fayetteville
2/22	W, 14-3	St. John's	Fayetteville
2/24	W, 7-1	McNeese State	Fayetteville
2/25	W, 7-2	McNeese State	Fayetteville
2/27	L, 1-3	New Mexico	College Station, Texas
2/27	L, 5-7	Texas A&M	College Station, Texas
2/28	W, 13-3	New Mexico	College Station, Texas
2/28	W, 6-4	Texas A&M	College Station, Texas
2/29	L, 7-9	Texas A&M	College Station, Texas
2/29	W, 5-2	New Mexico	College Station, Texas
3/6	L, 1-4	Texas-Pan American	Edinburg, Texas
3/7	L, 4-11	Texas-Pan American	Edinburg, Texas
3/12	W, 4-3	Illinois-Chicago	Fayetteville
3/14	L, 1-9	Illinois-Chicago	Fayetteville
3/16	W, 10-9	Centenary	Fayetteville
3/17	W, 15-3	Centenary	Fayetteville
3/19	L, 1-11	Florida*	Gainesville, Fla.
3/20	W, 8-2	Florida*	Gainesville, Fla.
3/21	L, 6-7 (10)	Florida*	Gainesville, Fla.
3/26	W, 5-3	South Carolina*	Fayetteville
3/27	W, 5-4	South Carolina*	Fayetteville
3/28	L, 2-10	South Carolina*	Fayetteville
3/30	W, 10-4	Wichita State	Fayetteville
4/2	L, 3-6	Alabama*	Fayetteville
4/3	W, 7-2	Alabama*	Fayetteville
4/4	W, 11-6	Alabama*	Fayetteville
4/6	L, 5-6 (16)	SMS	Fayetteville
4/9	W, 11-8	LSU*	Baton Rouge, La.
4/10	W, 11-10	LSU*	Baton Rouge, La.
4/11	W, 7-5	LSU*	Baton Rouge, La.
4/13	L, 4-6	Oral Roberts	Fayetteville
4/16	W, 6-3	Vanderbilt*	Nashville, Tenn.
4/17	W, 9-4	Vanderbilt*	Nashville, Tenn.
4/18	L, 8-14	Vanderbilt*	Nashville, Tenn.
4/20	W, 5-2	Oklahoma State	Fayetteville
4/23	W, 9-4	Kentucky*	Fayetteville
4/24	W, 5-4	Kentucky*	Fayetteville
4/25	W, 11-10	Kentucky*	Fayetteville
4/27	W, 8-4	Oral Roberts	Tulsa, Okla.
4/30	L, 3-9	Tennessee*	Fayetteville
5/1	W, 4-1	Tennessee*	Fayetteville
5/2	W, 5-3	Tennessee*	Fayetteville
5/7	L, 0-1	Ole Miss*	Oxford, Miss.
5/8	W, 3-1	Ole Miss*	Oxford, Miss.
5/9	L, 3-5	Ole Miss*	Oxford, Miss.
5/11	W, 13-2	Texas-Pan American	Fayetteville
5/15	L, 2-3	Mississippi State*	Starkville, Miss.
5/16	L, 4-5	Mississippi State*	Starkville, Miss.
5/16	W, 4-2	Mississippi State*	Starkville, Miss.
5/21	W, 9-7	Auburn*	Fayetteville
5/22	L, 4-7	Auburn*	Fayetteville
5/23	W, 15-3	Auburn*	Fayetteville
5/26	L, 6-8	Tennessee!	Hoover, Ala.
5/27	W, 4-3	Ole Miss!	Hoover, Ala.
5/28	W, 4-1	Tennessee!	Hoover, Ala.
5/29	L, 2-3	South Carolina!	Hoover, Ala.
6/4	W, 4-1	Le Moyne+	Fayetteville
6/5	L, 1-4	Wichita State+	Fayetteville
6/5	W, 10-7	Missouri+	Fayetteville
6/6	W, 11-9	Wichita State+	Fayetteville
6/6	W, 4-3	Wichita State+	Fayetteville
6/11	W, 7-5	Florida State\$	Fayetteville
6/12	W, 4-2	Florida State\$	Fayetteville
6/18	L, 2-13	Texas#	Omaha, Neb.
6/19	L, 2-7	Arizona#	Omaha, Neb.

* - SEC; ! - SEC Tournament; + - NCAA Fayetteville Regional;
 \$ - NCAA Fayetteville Super Regional; # - College World Series



POSTSEASON PUSH LEADS ARKANSAS TO SIXTH CWS

Overall Record: 41-24 | SEC Record: 14-15
 SEC Finish: Seventh
 SEC Tournament Finish: Third
 College World Series Finish: Third
 All-America Selections: Zack Cox, INF/RHP (Freshman)
 CWS All-Tournament Selections: None
 All-SEC Selections: None
 All-SEC Tournament Selections: Bo Bigham, INF; Zack Cox, INF; Ben Tschepikow, INF

2009 Roster


Head Coach: Dave Van Horn
 Assistant Coaches: Todd Butler, Dave Jorn, Chris Curry

Name	Pos.	Yr.	Hometown (Last School)
Kyle Atkins	OF	Fr.	DeQueen, Ark. (DeQueen HS)
Bo Bigham	INF	Fr.	Texarkana, Ark. (Arkansas HS)
Bryan Bigham	RHP	Jr.	Allen, Texas (Navarro College)
Mike Bolsinger	RHP	Jr.	McKinney, Texas (Grayson [Texas] CC)
Tim Carver	INF	Fr.	Fayetteville, Ark. (Fayetteville HS)
Ryan Cisterna	C	Sr.	Gilbert, Ariz. (Chandler-Gilbert [Ariz.] JC)
Trevor Cousineau	LHP	Fr.	Davison, Mich. (Davison HS)
Zack Cox	INF/RHP	Fr.	Louisville, Ky. (Pleasure Ridge Park HS)
Andrew Darr	OF/INF	Sr.	Gilbert, Ariz. (Chandler-Gilbert [Ariz.] JC)
Geoffrey Davenport	LHP	Fr.	Ft. Worth, Texas (Paschal HS)
Brett Eibner	OF/RHP	So.	Houston, Texas (The Woodlands HS)
T.J. Forrest	RHP	Jr.	Bossier City, La. (Bossier Parish CC)
Seth Gardner	OF	Fr.	Dallas, Texas (Highland Park HS)
Zack Hall	LHP	Fr.	Springdale, Ark. (Har-Ber HS)
Tom Hauskey	C	Jr.	Springdale, Ark. (Springdale HS)
Jeremy Heatley	RHP	Jr.	Breckenridge, Texas (North Lake College)
Jacob House	OF/INF	So.	Mansfield, Texas (Timberview HS)
Dallas Keuchel	LHP	Jr.	Tulsa, Okla. (Bishop Kelley HS)
Christian Kowalchuk	LHP	Jr.	Saskatoon, Saskatchewan (Seward CC)
Collin Kuhn	OF/INF	Fr.	Beaver Dam, Wis. (Beaver Dam HS)
Chase Leavitt	OF	Sr.	St. George, Utah (Dixie College/CCSN)
Scott Limbocker	LHP	So.	Overland Park, Kan. (Blue Valley North HS)
Scott Lyons	INF	Sr.	Covina, Calif. (Mt. San Antonio [Calif.] JC)
James Mahler	RHP	So.	Sandy, Utah (Jordan HS)
James McCann	C	Fr.	Santa Barbara, Calif. (Dos Pueblos HS)
Jarrold McKinney	OF	Fr.	Hughes Springs, Texas (Hughes Springs HS)
Sam Murphy	RHP	So.	Omaha, Neb. (Westside HS)
Jonathan Perlman	INF	Fr.	Dallas, Texas (Highland Park HS)
Stephen Richards	LHP	Jr.	Plano, Texas (Plano East HS)
Zac Russell	C	Fr.	Bulverde, Texas (Smithson Valley HS)
Travis Sample	OF	So.	Dallas, Texas (Howard JC)
Drew Smyly	LHP	Fr.	Little Rock, Ark. (Central HS)
Ben Tschepikow	INF	Sr.	Fayetteville, Ark. (Fayetteville HS)
Kendall Wehrle	INF/RHP	Fr.	Papillion, Neb. (Papillion-La Vista South HS)
Justin Wells	RHP	Sr.	Bryant, Ark. (Texarkana College)
Andy Wilkins	INF	So.	Broken Arrow, Okla. (Broken Arrow HS)

2009 Results

Date	Result	Opponent	Location
2/20	W, 4-2	Washington State	Fayetteville
2/21	W, 7-5	Washington State	Fayetteville
2/22	W, 4-3	Washington State	Fayetteville
2/24	L, 3-9	Kansas	Fayetteville
2/25	W, 9-8	Kansas	Fayetteville
2/27	W, 8-7	Western Illinois	Fayetteville
3/3	W, 7-3	Valparaiso	Fayetteville
3/4	W, 9-6	Valparaiso	Fayetteville
3/6	W, 5-4	California	Fayetteville
3/7	L, 6-12	California	Fayetteville
3/8	W, 13-3	California	Fayetteville
3/10	L, 3-8	Centenary	Shreveport, La.
3/13	W, 11-4	Florida*	Fayetteville
3/14	W, 8-4	Florida*	Fayetteville
3/15	W, 4-2	Florida*	Fayetteville
3/17	W, 7-3	Nebraska	Fayetteville
3/18	L, 4-7	Nebraska	Fayetteville
3/20	W, 3-2	Auburn*	Auburn, Ala.
3/21	W, 10-6	Auburn*	Auburn, Ala.
3/22	W, 12-6	Auburn*	Auburn, Ala.
3/25	W, 10-0	Missouri State	Fayetteville
3/27	W, 20-9	Mississippi State*	Fayetteville
3/27	W, 5-1	Mississippi State*	Fayetteville
3/29	L, 4-12	Mississippi State*	Fayetteville
3/31	W, 2-0	Missouri State	Springfield, Mo.
4/3	W, 6-4	South Carolina*	Columbia, S.C.
4/4	L, 1-9	South Carolina*	Columbia, S.C.
4/5	W, 7-4	South Carolina*	Columbia, S.C.
4/7	W, 7-3	Arizona State	Fayetteville
4/8	W, 8-7	Arizona State	Fayetteville
4/10	L, 0-9	Vanderbilt*	Fayetteville
4/11	L, 6-13	Vanderbilt*	Fayetteville
4/14	L, 2-3	Louisiana-Monroe	Fayetteville
4/15	W, 10-9	Louisiana-Monroe	Fayetteville
4/17	L, 3-4	Georgia*	Athens, Ga.
4/18	L, 3-4	Georgia*	Athens, Ga.
4/19	W, 2-0	Georgia*	Athens, Ga.
4/21	W, 9-6	Oral Roberts	Tulsa, Okla.
4/24	W, 9-3	Tennessee*	Knoxville, Tenn.
4/25	L, 4-5	Tennessee*	Knoxville, Tenn.
4/26	W, 15-8	Tennessee*	Knoxville, Tenn.
4/28	W, 8-7	Oklahoma	Fayetteville
5/2	W, 11-4	LSU*	Fayetteville
5/2	L, 0-5	LSU*	Fayetteville
5/3	L, 3-4	LSU*	Fayetteville
5/8	L, 1-2	Alabama*	Tuscaloosa, Ala.
5/9	L, 6-8	Alabama*	Tuscaloosa, Ala.
5/10	L, 5-6	Alabama*	Tuscaloosa, Ala.
5/12	W, 3-2	Oral Roberts	Fayetteville
5/14	L, 5-7	Ole Miss*	Fayetteville
5/15	L, 3-9	Ole Miss*	Fayetteville
5/16	L, 3-16	Ole Miss*	Fayetteville
5/20	W, 8-5	Florida!	Hoover, Ala.
5/21	L, 1-2	Georgia!	Hoover, Ala.
5/22	W, 10-7	Florida!	Hoover, Ala.
5/23	L, 1-11	Vanderbilt!	Hoover, Ala.
5/29	W, 10-3	Washington State+	Norman, Okla.
5/30	W, 17-6	Oklahoma+	Norman, Okla.
5/31	W, 11-0	Oklahoma+	Norman, Okla.
6/5	W, 7-2	Florida State\$	Tallahassee, Fla.
6/6	W, 9-8	Florida State\$	Tallahassee, Fla.
6/13	W, 10-6	Cal State Fullerton#	Omaha, Neb.
6/15	L, 1-9	LSU#	Omaha, Neb.
6/17	W, 4-3	Virginia#	Omaha, Neb.
6/19	L, 5-14	LSU#	Omaha, Neb.

* - SEC; ! - SEC Tournament; + - NCAA Norman Regional
 \$ - NCAA Tallahassee Super Regional; # - College World Series



STRONG PITCHING, TIMELY HITTING LEAD TO SEVENTH CWS

Overall Record: 46-22 | SEC Record: 16-14
 SEC Finish: Tied Fifth
 SEC Tournament Finish: Tied Ninth
 College World Series Finish: Tied Third
 All-America Selections: Matt Reynolds, 3B
 CWS All-Tournament Selections: None
 All-SEC Selections: Bo Bigham, 2B, Dominic Ficociello, 1B, Matt Reynolds, 3B
 All-SEC Tournament Selections: None

2012 Roster

Head Coach: Dave Van Horn
 Assistant Coaches: Todd Butler, Dave Jorn, Brian Walker, Matt Willard

Name	Pos.	Yr.	Hometown (Last School)
Brian Anderson	INF	Fr.	Edmond, Okla. (Deer Creek HS)
Barrett Astin	RHP	So.	Forrest City, Ark. (Forrest City HS)
Sam Bates	OF	Sr.	Cabot, Ark. (Crowder JC)
DJ Baxendale	RHP	Jr.	Jacksonville, Ark. (Sylvan Hills HS)
Bo Bigham	INF	Sr.	Texarkana, Ark. (Arkansas HS)
Derrick Bleeker	OF/RHP	Jr.	Longmont, Colo. (Howard JC)
Jimmy Bosco	OF	So.	Granite Bay, Calif. (California)
Tim Carver	INF	Sr.	Fayetteville, Ark. (Fayetteville HS)
Conor Costello	OF/RHP	Fr.	Edmond, Okla. (Santa Fe HS)
Trent Daniel	LHP	Jr.	Bryant, Ark. (Arkansas-Fort Smith)
Randall Fant	LHP	Jr.	Texarkana, Texas (Texas HS)
Dominic Ficociello	INF	So.	Fullerton, Calif. (Fullerton Union HS)
Michael Gunn	OF/LHP	Fr.	Wilson, Ark. (Christian Brothers HS)
Jeff Harvill	LHP	So.	Keithville, La. (Evangel Christian Academy)
Cade Lynch	LHP	Jr.	Jonesboro, Ark. (Panola JC)
Jacob Mahan	INF	Jr.	Camarillo, Calif. (Oxnard College)
David Masters	INF	Fr.	Lake St. Louis, Mo. (Timberland HS)
Greg Milhorn	RHP	Fr.	Texarkana, Ark. (Arkansas HS)
Brandon Moore	RHP	So.	Van Buren, Ark. (Van Buren HS)
Jacob Morris	OF/RHP	So.	Coppell, Texas (Coppell HS)
Chris Oliver	RHP	Fr.	Farmington, Ark. (Shiloh Christian HS)
Jean Ramirez	C	Fr.	Ft. Worth, Texas (Boswell HS)
John Clay Reeves	C	Fr.	Monroe, La. (Neville HS)
Mark Reyes	LHP	Fr.	Hot Springs Village, Ark. (Jessieville HS)
Matt Reynolds	INF	Jr.	Tulsa, Okla. (Bishop Kelley HS)
Nolan Sanburn	RHP	So.	Kokomo, Ind. (Kokomo HS)
Joe Serrano	INF	Fr.	Tucson, Ariz. (Salpointe Catholic HS)
Landon Simpson	RHP	Fr.	Magnolia, Ark. (Magnolia HS)
Tyler Spoon	INF/OF	Fr.	Van Buren, Ark. (Van Buren HS)
Ryne Stanek	RHP	So.	Overland Park, Kan. (Blue Valley HS)
Colby Suggs	RHP	So.	Sulphur Springs, Texas (Sulphur Springs HS)
Matt Vinson	OF	Jr.	Alma, Ark. (Alma HS)
Jake Wise	C	So.	Houston, Texas (Cypress Falls HS)
Tyler Wright	LHP	Jr.	Houston, Texas (San Jacinto CC)



2012 Results

Date	Result	Opponent	Location
2/17	W, 11-5	Villanova	Fayetteville
2/18	W, 13-1	Villanova	Fayetteville
2/19	W, 17-1	Villanova	Fayetteville
2/21	W, 8-7	Northwestern State	Fayetteville
2/22	W, 6-2	Northwestern State	Fayetteville
2/24	W, 7-3	Valparaiso	Fayetteville
2/25	W, 4-3	Valparaiso	Fayetteville
2/26	L, 9-10 (10)	Valparaiso	Fayetteville
2/28	W, 5-0	BYU	Fayetteville
2/29	W, 8-1	BYU	Fayetteville
3/2	W, 3-1	Texas Tech	Houston, Texas
3/3	L, 1-4	Houston	Houston, Texas
3/4	W, 7-3	Texas	Houston, Texas
3/9	W, 4-0	Binghamton	Fayetteville
3/10	W, 5-3	Binghamton	Fayetteville
3/10	W, 6-0	Binghamton	Fayetteville
3/13	W, 1-0	Gonzaga	Fayetteville
3/14	W, 5-3	Gonzaga	Fayetteville
3/16	W, 4-3 (12)	Alabama*	Fayetteville
3/17	W, 8-4	Alabama*	Fayetteville
3/18	W, 7-4	Alabama*	Fayetteville
3/21	W, 10-2	Nevada	Fayetteville
3/23	L, 2-11	Mississippi State*	Starkville, Miss.
3/24	W, 8-0	Mississippi State*	Starkville, Miss.
3/25	W, 8-5 (11)	Mississippi State*	Starkville, Miss.
3/30	L, 6-10	LSU*	Baton Rouge, La.
3/31	L, 1-2	LSU*	Baton Rouge, La.
4/1	L, 2-3 (11)	LSU*	Baton Rouge, La.
4/6	L, 2-4	Georgia*	Fayetteville
4/7	W, 8-3	Georgia*	Fayetteville
4/8	W, 8-0	Georgia*	Fayetteville
4/10	L, 0-4	Oklahoma	Norman, Okla.
4/13	W, 8-7	Kentucky*	Fayetteville
4/14	L, 4-5	Kentucky*	Fayetteville
4/14	L, 1-2	Kentucky*	Fayetteville
4/17	W, 8-3	Stephen F. Austin	Fayetteville
4/17	W, 4-3	Stephen F. Austin	Fayetteville
4/20	L, 2-8	Ole Miss*	Oxford, Miss.
4/21	L, 0-1	Ole Miss*	Oxford, Miss.
4/22	W, 11-3	Ole Miss*	Oxford, Miss.
4/24	W, 6-1	Oral Roberts	Fayetteville
4/27	L, 2-3	Florida*	Gainesville, Fla.
4/28	W, 5-1	Florida*	Gainesville, Fla.
4/29	W, 3-1 (10)	Florida*	Gainesville, Fla.
5/1	W, 6-3	Missouri	Fayetteville
5/2	W, 2-0	Missouri	Fayetteville
5/4	L, 6-8 (10)	South Carolina*	Fayetteville
5/5	W, 7-6	South Carolina*	Fayetteville
5/6	L, 7-10	South Carolina*	Fayetteville
5/10	L, 2-3 (10)	Auburn*	Fayetteville
5/11	W, 5-4	Auburn*	Fayetteville
5/12	L, 5-12	Auburn*	Fayetteville
5/15	W, 6-5 (10)	Louisiana Tech	N. Little Rock, Ark.
5/17	W, 8-0	Tennessee*	Knoxville, Tenn.
5/18	W, 10-3	Tennessee*	Knoxville, Tenn.
5/19	W, 8-2	Tennessee*	Knoxville, Tenn.
5/22	L, 1-9	Mississippi State!	Hoover, Ala.
5/23	L, 0-2	Ole Miss!	Hoover, Ala.
6/1	W, 5-4	Sam Houston State+	Houston, Texas
6/2	W, 1-0	Rice+	Houston, Texas
6/3	W, 5-1	Sam Houston State+	Houston, Texas
6/9	L, 1-8	Baylor\$	Waco, Texas
6/10	W, 5-4	Baylor\$	Waco, Texas
6/11	W, 1-0 (10)	Baylor\$	Waco, Texas
6/16	W, 8-1	Kent State#	Omaha, Neb.
6/18	W, 2-1	South Carolina#	Omaha, Neb.
6/21	L, 0-2	South Carolina#	Omaha, Neb.
6/22	L, 2-3	South Carolina#	Omaha, Neb.

* - SEC; ! - SEC Tournament; + - NCAA Houston Regional;
 \$ - NCAA Waco Super Regional; # - College World Series



NCAA Tournament (66-58, .532)
 Regional Record: 48-39 (.551)
 Super Regional Record: 7-5 (.583)
 CWS Record: 11-14 (.440)

2014 Charlottesville Regional (2-2)
 Davenport Field • Charlottesville, Va.
 Liberty W 3-2
 Virginia L 0-3
 Bucknell W 10-0
 Virginia L 2-9

2013 Manhattan Regional (2-2)
 Tointon Stadium • Manhattan, Kan.
 Bryant L 1-4
 Wichita State W 3-1
 Bryant W 12-3
 Kansas State L 3-4

2012 Houston Regional (3-0)
 Reckling Park • Houston, Texas
 Sam Houston State W 5-4
 Rice W 1-0
 Sam Houston State W 5-1

2012 Waco Super Regional (2-1)
 Baylor Ballpark • Waco, Texas
 Baylor L 1-8
 Baylor W 5-4
 Baylor W 1-0 (10)

2012 College World Series (2-2)
 T.D. Ameritrade Park • Omaha, Neb.
 Kent State W 8-1
 South Carolina W 2-1
 South Carolina L 0-2
 South Carolina L 2-3

2011 Tempe Regional (2-2)
 Packard Stadium • Tempe, Ariz.
 Charlotte L 2-3
 New Mexico W 3-0
 Charlotte W 11-3
 Arizona State L 4-13

2010 Fayetteville Regional (3-1)
 Baum Stadium • Fayetteville, Ark.
 Grambling State W 19-7
 Washington State W 6-4
 Washington State L 7-10
 Washington State W 7-2

2010 Tempe Super Regional (0-2)
 Packard Stadium • Tempe, Ariz.
 Arizona State L 6-7 (12)
 Arizona State L 5-7 (12)

2009 Norman Regional (3-0)
 Mitchell Park • Norman, Okla.
 Washington State W 10-3
 Oklahoma W 17-6
 Oklahoma W 11-0

2009 Tallahassee Super Regional (2-0)
 Howser Stadium • Tallahassee, Fla.
 Florida State W 7-2
 Florida State W 9-8

2009 College World Series (2-2)
 Rosenblatt Stadium • Omaha, Neb.
 Cal State Fullerton W 10-6
 LSU L 1-9
 Virginia W 4-3 (12)
 LSU L 5-14

2008 Stanford Regional (0-2)
 Klein Field • Palo Alto, Calif.
 Pepperdine L 3-4
 Stanford L 1-5

2007 Fayetteville Regional (2-2)
 Baum Stadium • Fayetteville, Ark.
 Albany W 9-0
 Oklahoma State L 3-14
 Creighton W 6-0
 Oklahoma State L 6-7

2006 Fayetteville Regional (1-2)
 Baum Stadium • Fayetteville, Ark.
 Oral Roberts L 3-4 (11)
 Princeton W 6-2
 Oklahoma State L 5-6

2005 Austin Regional (2-2)
 Disch-Falk Field • Austin, Texas
 Miami (Ohio) W 9-5
 Texas W 9-2
 Texas L 8-19
 Texas L 2-5

2004 Fayetteville Regional (4-1)
 Baum Stadium • Fayetteville, Ark.
 Le Moyne W 4-1
 Wichita State L 3-4
 Missouri W 10-7
 Wichita State W 11-9
 Wichita State W 4-3

2004 Fayetteville Super Regional (2-0)
 Baum Stadium • Fayetteville, Ark.
 Florida State W 7-5
 Florida State W 4-2

2004 College World Series (0-2)
 Rosenblatt Stadium • Omaha, Neb.
 Texas L 2-13
 Arizona L 2-7

2003 Austin Regional (1-2)
 Disch-Falk Field • Austin, Texas
 Lamar W 2-3
 Bucknell W 10-7
 Lamar L 6-7

2002 Wichita Regional (3-0)
 Eck Stadium • Wichita, Kan.
 Oklahoma W 8-5
 Oral Roberts W 7-6
 Oral Roberts W 11-6

2002 Clemson Super Regional (1-2)
 Kingsmore Stadium • Clemson, S.C.
 Clemson W 9-6
 Clemson L 7-8
 Clemson L 4-7

1999 Fayetteville Regional (1-2)
 Baum Stadium • Fayetteville, Ark.
 Delaware W 10-6
 SMS L 8-9 (10)
 Clemson L 4-12

1998 Midwest Regional (1-2)
 Eck Stadium • Wichita, Kan.
 Arizona State L 4-8
 Wichita State W 3-2 (11)
 Georgia Tech L 0-2

1996 Central II Regional (0-2)
 Dan Law Field • Lubbock, Texas
 Oklahoma State L 5-6
 Southern California L 5-15

1995 Midwest I Regional (0-2)
 Eck Stadium • Wichita, Kan.
 Stanford L 3-10
 Texas Tech L 10-14

1990 Midwest Regional (0-2)
 Eck Stadium • Wichita, Kan.
 Fordham L 5-8
 Wichita State L 6-7

1989 Northeast Regional (4-1)
 Municipal Stadium • Waterbury, Conn.
 Le Moyne L 5-7
 George Washington W 8-2
 Illinois W 9-2
 Arizona State W 1-0
 Le Moyne W 6-5

1989 College World Series (1-2)
 Rosenblatt Stadium • Omaha, Neb.
 Wichita State L 1-3
 North Carolina W 7-3
 Wichita State L 4-8

1988 Midwest Regional (0-2)
 Allie P. Reynolds Stadium • Stillwater, Okla.
 Loyola-Marymount L 3-8
 Oklahoma State L 7-13

1987 NCAA South I Regional (4-0)
 Joe W. Davies Stadium • Huntsville, Ala.
 Middle Tenn. State W 10-7
 West Virginia W 7-2
 Clemson W 6-5 (10)
 Clemson W 4-2

1987 College World Series (1-2)
 Rosenblatt Stadium • Omaha, Neb.
 Texas L 6-13
 Georgia W 5-4
 LSU L 2-5

1986 NCAA Midwest Regional (1-2)
 Allie P. Reynolds Stadium • Stillwater, Okla.
 Oregon State W 4-3
 Stanford L 0-2
 Oregon State L 0-1

1985 South II Regional (4-0)
 Seminole Stadium • Tallahassee, Fla.
 Eastern Kentucky W 20-13
 George Mason W 13-9
 Florida State W 7-6
 Georgia Tech W 7-5

1985 College World Series (2-2)
 Rosenblatt Stadium • Omaha, Neb.
 South Carolina W 1-0
 Mississippi State L 4-5
 Stanford W 10-4
 Texas L 7-8

1983 Midwest Regional (0-2)
 Allie P. Reynolds Stadium • Stillwater, Okla.
 Oral Roberts L 6-7
 Wichita State L 3-6

1980 Midwest Regional (1-2)
 J.L. Johnson Stadium • Tulsa, Okla.
 Oral Roberts W 3-2
 Missouri L 0-6
 California L 1-7

1979 East Regional (4-0)
 Seminole Stadium • Tallahassee, Fla.
 George Washington W 12-11
 Florida W 9-1
 Delaware W 8-6
 Delaware W 4-3

1979 College World Series (3-2)
 Rosenblatt Stadium • Omaha, Neb.
 Pepperdine W 5-4
 Arizona W 10-3
 Texas W 9-4
 Cal State Fullerton L 10-13
 Cal State Fullerton L 1-2

1973 NCAA District VI (0-2)
 Arlington Stadium • Arlington, Texas
 Trinity L 0-6
 Texas-Pan American L 2-4



The Razorbacks meet catcher Brady Toops at home plate after his game-winning grand slam in the ninth inning against Wichita State during the 2004 Fayetteville Regional.

ARKANSAS BASEBALL

2015 RAZORBACKS

FACILITIES

2014 REVIEW

HISTORY

THE UNIVERSITY





CONFERENCE TOURNAMENT HISTORY

ARKANSAS BASEBALL

SEC Tournament (26-35)

2014 SEC Tournament (3-2)		
Hoover Metropolitan Stadium • Hoover, Ala.		
Texas A&M	W	4-0
Ole Miss	W	2-1
LSU	L	2-7
Ole Miss	W	8-7
LSU	L	1-11

2013 SEC Tournament (2-1)		
Hoover Metropolitan Stadium • Hoover, Ala.		
Ole Miss	W	2-1 (10)
LSU	W	4-1
LSU	L	1-3

2012 SEC Tournament (0-2)		
Regions Park • Hoover, Ala.		
Mississippi State	L	1-9
Ole Miss	L	0-2

2011 SEC Tournament (2-2)		
Regions Park • Hoover, Ala.		
Alabama	L	4-7
Mississippi State	W	7-2
Alabama	W	4-1
Vanderbilt	L	2-3

2010 SEC Tournament (0-2)		
Regions Park • Hoover, Ala.		
Vanderbilt	L	0-2
Florida	L	4-5

2009 SEC Tournament (2-2)		
Regions Park • Hoover, Ala.		
Florida	W	8-5
Georgia	L	1-2
Florida	W	10-7
Vanderbilt	L	1-11

2007 SEC Tournament (3-1)		
Regions Park • Hoover, Ala.		
Alabama	W	6-0
South Carolina	W	6-0
South Carolina	W	3-2
Vanderbilt	L	4-7

2006 SEC Tournament (0-2)		
Hoover Metropolitan Stadium • Hoover, Ala.		
Ole Miss	L	4-9
Alabama	L	3-4

2005 SEC Tournament (0-2)		
Hoover Metropolitan Stadium • Hoover, Ala.		
Florida	L	8-9
Alabama	L	4-5

2004 SEC Tournament (2-2)		
Hoover Metropolitan Stadium • Hoover, Ala.		
Tennessee	L	6-8
Ole Miss	W	4-3
Tennessee	W	4-1
South Carolina	L	2-3

2003 SEC Tournament (0-2)		
Hoover Metropolitan Stadium • Hoover, Ala.		
LSU	L	4-5
Ole Miss	L	7-8

2002 SEC Tournament (1-2)		
Hoover Metropolitan Stadium • Hoover, Ala.		
South Carolina	L	1-10
Auburn	W	8-5
South Carolina	L	2-6

1999 SEC Tournament (4-2)		
Hoover Metropolitan Stadium • Hoover, Ala.		
Kentucky	W	6-4
Auburn	L	2-3 (11)
LSU	W	9-8
Auburn	W	9-5
Auburn	W	9-6
Alabama	L	3-9

1998 SEC Tournament (3-1)		
Hoover Metropolitan Stadium • Hoover, Ala.		
LSU	W	8-4
Mississippi State	W	10-3
Mississippi State	W	7-3
Auburn	L	5-7

1997 SEC Tournament (0-1)		
Golden Park • Columbus, Ga.		
Auburn	L	3-7

1996 SEC Tournament (0-1)		
Hoover Metropolitan Stadium • Hoover, Ala.		
Kentucky	L	5-7

1995 SEC W. Div. Tournament (2-2)		
Dudy Noble Field • Starkville, Miss.		
Ole Miss	W	5-2
Alabama	W	5-2
Alabama	L	7-8
LSU	L	6-7

1994 SEC W. Div. Tournament (0-2)		
Swayze Field • Oxford, Miss.		
Auburn	L	1-3 (17)
LSU	L	2-5

1993 SEC W. Div. Tournament (1-2)		
Alex Box Stadium • Baton Rouge, La.		
Mississippi State	W	5-2
Auburn	L	1-3
LSU	L	7-13

1992 SEC Tournament (1-2)		
Superdome • New Orleans, La.		
South Carolina	W	8-6
LSU	L	1-8
South Carolina	L	5-9

SWC Tournament (18-25)

1990 SWC Tournament (1-2)		
Disch-Falk Field • Austin, Texas		
Rice	W	7-5
Texas	L	4-11
Houston	L	1-7

1989 SWC Tournament (1-2)		
Olsen Field • College Station, Texas		
Texas	L	3-8
Houston	W	5-4
Texas	L	1-9

1988 SWC Tournament (0-2)		
George Cole Field • Fayetteville, Ark.		
Texas A&M	L	3-4
Texas	L	1-7

1987 SWC Tournament (2-2)		
Disch-Falk Field • Austin, Texas		
Texas A&M	W	4-3
Texas	L	3-10
Houston	W	14-9
Texas	L	2-3

1986 SWC Tournament (0-1)		
Olsen Field • College Station, Texas		
Texas A&M	L	0-4

1985 SWC Tournament (3-0)		
George Cole Field • Fayetteville, Ark.		
Baylor	W	6-4
Texas	W	9-5
Texas	W	10-6

1984 SWC Tournament (0-2)		
Disch-Falk Field • Austin, Texas		
Texas	L	1-8
Rice	L	1-8

1983 SWC Tournament (3-2)		
Disch-Falk Field • Austin, Texas		
Houston	W	4-3
Texas	L	2-9
Houston	W	9-7
Texas	W	5-4
Texas	L	0-14

1982 SWC Tournament (1-2)		
Olsen Field • College Station, Texas		
Houston	W	9-6
Texas	L	0-8
Houston	L	8-9

1981 SWC Tournament (2-2)		
Disch-Falk Field • Austin, Texas		
Houston	L	2-7
Rice	W	5-4
Houston	W	9-3
Texas	L	1-11

1980 SWC Tournament (3-2)		
Olsen Field • College Station, Texas		
Texas A&M	W	19-10
Texas	L	4-6
Texas Tech	W	6-5
Texas	W	8-7
Texas	L	4-9

1979 SWC Tournament (2-2)		
Disch-Falk Field • Austin, Texas		
Baylor	W	6-1
Texas	L	2-6
Texas A&M	W	6-2
Texas	L	6-12

1978 SWC Tournament (0-2)		
Disch-Falk Field • Austin, Texas		
Baylor	L	0-1
Texas A&M	L	0-5

1977 SWC Tournament (0-2)		
Disch-Falk Field • Austin, Texas		
Texas A&M	L	2-5
Texas	L	1-8

2015 RAZORBACKS

FACILITIES


2014 REVIEW

HISTORY


THE UNIVERSITY



Jess Todd struck out a school-record 17 batters, including the first nine hitters he faced, in Arkansas' 6-0 win over South Carolina in the 2007 SEC Tournament.




Zack Cox
INF - 2010



Greg D'Alexander
3B - 1990




Brett Eibner
OF/RHP - 2010




Troy Eklund
OF - 1989




Charlie Isaacson
RHP - 1999




Jeff King
3B - 1985, 86



Ralph Kraus
OF - 1986



Steve Krueger
LHP - 1980




Mike Loggins
OF - 1985




Tim Lollar
P/DH - 1978



Ryan Lundquist
OF - 1997



Kevin McReynolds
OF - 1980, 81




Kendrick Moore
2B - 1996



Matt Reynolds
INF - 2012



Ronn Reynolds
C - 1979




Nick Schmidt
LHP - 2006, 07



Andy Skeels
C - 1987




Ryne Stanek
RHP - 2013



Phillip Stidham
RHP - 1990, 91




Jess Todd
RHP - 2007




David Walling
RHP - 1998, 99


FRESHMAN ALL-AMERICANS



Barrett Astin
RHP - 2011



Matt Carnes
RHP - 1995




Zack Cox
3B - 2009



Jake Dugger
OF - 2004



Brett Eibner
OF/RHP - 2008



Matt Erickson
3B - 1995



James Ewing
2B - 2006




Dominic Ficociello
INF - 2011




Danny Hamblin
DH - 2004



Charlie Isaacson
RHP - 1999




Jeff King
3B - 1984




Brian Kirby
OF - 1998



Nolan Sanburn
RHP - 2011




Nick Schmidt
LHP - 2005



Shaun Seibert
RHP - 2005



Tyler Spoon
OF - 2013



Phillip Stidham
RHP - 1989

A || ALL-CONFERENCE SELECTIONS (31)


ARKANSAS BASEBALL



Brian Anderson
OF - 2013 (2nd)



Clint Arnold
OF - 2005 (Fr.)




DJ Baxendale
RHP - 2011 (2nd)




Andrew Benintendi
OF - 2014 (Fr.)



Bo Bigham
INF - 2012 (2nd)




Ty Bilderback
OF - 1995 (1st)




Matt Carnes
RHP - 1996 (2nd),
1997 (2nd)


2015 RAZORBACKS




Zack Cox
INF - 2010 (1st)



Jake Dugger
OF - 2006 (2nd)



Brett Eibner
OF/RHP - 2010 (2nd)



Matt Erickson
3B - 1996 (2nd),
1997 (1st)



Dominic Ficociello
INF - 2011 (Fr., Def.),
2012 (Def.)



Eric Fisher
1B - 2014 (2nd, Def.)



Logan Forsythe
3B - 2008 (1st)

FACILITIES




Ryan Fox
OF - 2003 (1st)




Scott Hode
SS - 2004 (2nd)



Charlie Isaacson
RHP - 1999 (1st)




Jeremy Jackson
OF - 1997 (1st)



Dallas Keuchel
LHP - 2007 (Fr.)




Ryan Lundquist
OF - 1997 (1st),
1998 (2nd)




Kenderick Moore
2B - 1996 (1st)

2014 REVIEW



Rodney Nye
3B - 1999 (2nd)



Kit Pellow
DH - 1995 (1st)



Matt Reynolds
INF - 2012 (1st)



Nick Schmidt
LHP - 2005 (fr.),
2006 (1st), 2007 (1st)



Drew Smyly
LHP - 2010 (2nd)



Ryne Stanek
RHP - 2013 (1st)



Jess Todd
RHP - 2007 (1st)

ALL-SWC / ALL-TOURNAMENT SELECTIONS


All-SWC Selections

Player, Pos.	Year(s)
Marc Brumble, OF	1977
Kevin Campbell, RHP	1984
Bubba Carpenter, 1B/OF	1989-91
Charlie Corbell, RHP	1982
Greg D'Alexander, 3B	1989-90
Billy Dees, 1B	1982-83
Tim Deitz, RHP	1985
Bobby Edwards, RHP	1987-88
Troy Eklund, OF	1988-89
Fred Farwell, RHP	1985
Tony Gilmore, C	1990
Jeff Hemm, C	1978
John Hennell, 1B	1981
Mark Johnson, OF	1990-91
Jeff King, 3B	1985-86
Ralph Kraus, OF	1986
Steve Krueger, LHP	1979-80
Mike Loggins, OF	1984-85
Tim Lollar, LHP/DH	1978
Scott Loseki, OF	1983
Kevin McReynolds, OF	1980-81
Bill Montgomery, OF	1976
Mike Oquist, RHP	1989
Tom Pagnozzi, C	1983
Steve Parker, RHP	1986
Dave Patterson, 1B	1986
Tim Peters, RHP	1987
Kirk Piskor, C/OF	1991
Scott Pose, OF	1989
Johnny Ray, 2B	1978-79
Ronn Reynolds, C	1979
Norm Roberts, OF	1983, 85
Kenny Rogers, 3B	1981
Andy Skeels, C	1987
Phillip Stidham, RHP	1989-91

Player, Pos.	Year(s)
Mark Swope, RHP	1989-90
Scott Tabor, RHP	1981-82
Tim Thomas, 2B	1990
Dave Van Horn, 2B	1982
Ed Wallace, 1B	1979
Larry Wallace, SS	1979
Doyle Wilson, C	1986

All-SWC Tournament Selections

Player, Pos.	Year(s)
Marc Brumble, OF	1979
Bubba Carpenter, 1B	1990
Don Carter, OF	1981
Randell Carter, 2B	1980
Charlie Corbell, P	1983
Tim Deitz, P	1985
Fred Farwell, P	1985
Jeff Hemm, C	1977
John Hennell, 1B	1979-81
Jeff Houck, OF	1990
Jeff King, 3B	1984, 1985
Ralph Kraus, OF	1986
Mike Loggins, OF	1985
Scott Loseki, OF	1982, 1983
Kevin McReynolds, OF	1980 (MVP)
Dave Patterson, 1B	1985 (MVP)
Kirk Piskor, OF	1990
Johnny Ray, 2B	1979
Ronn Reynolds, C	1979, 1980
Norm Roberts, OF	1983, 1985
Mike Robinson, OF	1982
Kenny Rogers, 3B	1981
Andy Skeels, C	1987
Scott Tabor, P	1979
Reggie Thomas, DH/OF	1980, 1981
Dave Van Horn, 2B	1982



David Walling
RHP - 1998 (1st),
1999 (2nd)



Allen Williams
INF - 1992 (2nd),
1994 (2nd)



Jake Wise
C - 2014 (Def.)

Player, Pos.	Year(s)
Reggie Thomas, DH/OF	1980, 1981
Dave Van Horn, 2B	1982
Larry Wallace, SS	1979
Doyle Wilson, C	1985

All-SEC Tournament Selections

Player, Pos.	Year(s)
Bo Bigham, 2B	2009
Mark Burnett, 2B	1999
Brent Caldwell, C	1998
Matt Carnes, RHP	1995
Cody Clark, C	2002
Casey Coon, OF	2007
Zack Cox, 3B	2009
Jake Dugger, OF	2004
Scott Epps, C	1992
Danny Hamblin, 1B	2007
Joe Jester, SS	1998-99
James McCann, C	2011
Kenderick Moore, 1B/OF	1994, 99
Rodney Nye, 1B	1998, 1999 (MVP)

Player, Pos.	Year(s)
Nick Pitts, OF	2003
Kyle Robinson, OF	2011
Nick Schmidt, LHP	2007
David Skeels, C	1995
Tyler Spoon, OF	2013
Ryne Stanek, RHP	2013
Jess Todd, RHP	2007
Ben Tschepikow, SS	2009
Matt Vinson, OF	2013
Jack Welsh, OF	1998

CWS All-Tournament Selections

Player, Pos.	Year(s)
Marc Brumble, OF	1979
Jeff King, 3B	1985
Ralph Kraus, OF	1985
Steve Krueger, LHP	1979
Kevin McReynolds, OF	1979
Larry Wallace, SS	1979

HISTORY

THE UNIVERSITY

Key: Players selected in the June first-year player draft unless otherwise noted. Following the 1987 season there has only been one draft (June Draft). The first MLB Draft was held in 1965. Prior to 1965, players just signed professional contracts once their collegiate careers were over.

§ - Selected in January draft
 % - Selected in June secondary draft
 * - Played or plays in the Major Leagues
 ^ - Returned to school

First-Round Razorbacks

Year	Player	Team	Rd (Pick)
1981	Kevin McReynolds, OF	Padres	1st (6)
1986	Jeff King, SS/3B	Pirates	1st (1)
1999	David Walling, RHP	Yankees	1st (27)
2007	Nick Schmidt, LHP	Padres	1st (23)
2008	Logan Forsythe, 3B	Padres	1st (46)
2010	Zack Cox, 3B	Cardinals	1st (25)
2013	Ryne Stanek, RHP	Rays	1st (29)

1965	Bill Gray, OF	Twins	37th (665)
------	---------------	-------	------------

1973	Keith Cochran, 2B	Cardinals	33rd (683)
	Thurman Smith, OF	Cardinals	45th (733)
	Tommy Neal, OF	Cardinals	47th (737)
	Stephen Ballard, 1B	Cardinals	48th (739)

1975	Richard Miller, P	Astros	15th (350)
------	-------------------	--------	------------

1976	Byron Ormsby, SS	Red Sox	16th (382)
------	------------------	---------	------------

1977	Tim Lollar, LHP**	Indians	5th (115)
------	-------------------	---------	-----------

1978	Tim Lollar, LHP*	Yankees	4th (104)
	Arvis Harper, OF	Astros	14th (349)
	Bill Bakewell, RHP^	Reds	28th (657)

1979	Ronn Reynolds, C^*	White Sox	5th (109)
	Johnny Ray, 2B*	Astros	12th (294)

1980	Steve Krueger, LHP	Mariners	4th (84)
	Ronn Reynolds, C*	Mets	5th (105)
	John Hennell, 1B^	Mets	15th (365)
	Randall Carter, 2B	Rangers	19th (482)
	Todd Zacher, 3B^	Dodgers	28th (684)

1981	Kevin McReynolds, OF*	Padres	1st (6)
	Reggie Thomas, OF	Tigers	8th (197)
	Scott Tabor, RHP^	Braves	12th (296)
	Don Carter, OF	Expos	12th (302)
	John Hennell, 1B	Padres	13th (316)
	Todd Zacher, 3B	Giants	23rd (579)
	Ed Vidmar, P	White Sox	32nd (770)

1982	Chris Shaddy, SS	Blue Jays	8th (186)
	Dave Van Horn, 2B	Braves	10th (245)
	Scott Tabor, RHP	Tigers	11th (282)
	Ed Myers, RHP	Athletics	12th (313)
	Scott Glanz, P	Angels	13th (321)

1983	Mike Robinson, OF	Cardinals	5th (130)
	Tom Pagnozzi, C*	Cardinals	8th (208)
	Scott Loseke, OF	Reds	11th (264)
	Charlie Corbell, RHP	Giants	21st (534)
	Bobby Joe Edmonds, OF%	Cardinals	3rd (55)

1984	Brett Harrison, SS	Cardinals	4th (87)
	Jim Ward, 2B	Dodgers	5th (129)
	Mark Berry, C	Reds	6th (137)
	Derrick Richardson, 3B%^	Cubs	2nd (39)

1985	Mike Loggins, OF	Royals	3rd (71)
	Ellis Roby, 2B	Braves	5th (120)
	Tim Deitz, RHP	Reds	6th (136)

Mark Jackson, INF/OF	Cardinals	8th (202)
Norm Roberts, OF	Orioles	8th (203)
Fred Farwell, LHP	Dodgers	10th (246)
Gary Murphy, RHP	Astros	14th (352)
Gary Curtis, SS	Reds	20th (500)
Derrick Richardson, INF	Phillies	21st (538)
Howard Hilton, RHP*	Cardinals	22nd (566)

1986	Jeff King, SS/3B*	Pirates	1st (1)
	Kevin Campbell, RHP*	Dodgers	5th (120)
	Doyle Wilson, C	Indians	10th (239)
	Ralph Kraus, OF	Yankees	10th (262)
	Steve Parker, LHP	Cubs	12th (298)
	Dave Patterson, 1B	Giants	14th (344)
	Bob Chadwick, P%	Brewers	6th (92)

1987	Andy Skeels, C	Padres	7th (172)
	Jim Kremers, 3B/OF**	Reds	8th (206)
	Keith Helton, LHP	Mariners	14th (344)
	Spencer Wilkinson, RHP	Rangers	14th (362)
	Ray Harris, LHP^	Angels	14th (368)
	Tim Sherrill, LHP*	Cardinals	18th (461)
	Mike Sisco, SS	Mariners	20th (500)
	John Cebuhar, LHP^	Reds	22nd (569)

1988	Jim Kremers, C*	Braves	2nd (33)
	John Cebuhar, LHP	Cardinals	14th (366)
	Ray Harris, LHP	Athletics	22nd (567)
	Troy Eklund, OF^	Indians	35th (891)

1989	Cole Hyson, RHP	Astros	9th (228)
	Mike Oquist, RHP*	Orioles	13th (321)
	Troy Eklund, OF	Rangers	25th (637)
	Dennis Fletcher, P	Cardinals	28th (716)
	Greg D'Alexander, 3B/C^	Orioles	31st (789)
	Scott Pose, OF*	Reds	34th (885)
	Rod Stillwell, SS	Royals	60th (1,417)

1990	Tony Gilmore, C	Astros	8th (218)
	Phil Stidham, RHP**	Braves	11th (282)
	Mark Swope, RHP	Twins	11th (293)

1991	Doug Bennett, RHP	Dodgers	5th (144)
	Phil Stidham, RHP*	Tigers	15th (401)
	Mark Johnson, OF	Royals	17th (445)
	Brian Dennison, LHP	Brewers	23rd (599)

1992	Allen Williams, 3B	Red Sox	46th (1,290)
------	--------------------	---------	--------------

1993	Tom Czanstkowski, RHP	Astros	26th (728)
	Ryan Whitaker, RHP	Athletics	27th (769)
	Kortney Paul, C^	Cardinals	48th (1,332)

1994	Bob Hughes, OF	Expos	18th (504)
	Doyle Preston, 3B/1B	Reds	35th (968)
	Scott Cunningham, RHP	Cardinals	37th (1,034)
	Todd Abbott, RHP^	Indians	38th (1,053)

1995	Jeff Parsons, SS	Mets	5th (133)
	Alan Mahaffey, LHP	Twins	16th (436)
	Tim Mosley, RHP	Cubs	27th (756)
	Ty Bilderback, OF	Angels	31st (844)
	Chris Clark, OF^	Tigers	35th (966)
	Todd Abbott, RHP	Athletics	44th (1,212)



Jeff King was selected with the No. 1 overall pick of the 1986 draft by the Pittsburgh Pirates. He played 11 seasons with the Pirates and Kansas City Royals. He is one of seven Razorbacks to be drafted in the first round.

ARKANSAS BASEBALL

1996			
Jason Stephens, RHP	Angels	9th (265)	
Kit Pellow, OF*	Royals	22nd (649)	
Richie Nye, RHP	Twins	23rd (667)	
Barry Lunney Jr., LHP^	Twins	45th (1,316)	

1997			
Matt Carnes, RHP	Twins	7th (213)	
Matt Erickson, 3B*	Marlins	7th (216)	
Jeremy Jackson, OF	Rockies	8th (252)	
Chris Clark, OF	Marlins	34th (1,026)	
Dan Wright, RHP^*	Braves	46th (1,359)	
Jason McConnell, 2B	Twins	48th (1,384)	

2015 RAZORBACKS

1998			
Ryan Lundquist, OF^	Twins	10th (289)	
Eric Hinske, 3B*	Cubs	17th (496)	

1999			
David Walling, RHP	Yankees	1st (27)	
Dan Wright, RHP*	White Sox	2nd (64)	
Rodney Nye, 3B	Mets	7th (226)	
Joe Jester, INF	Giants	7th (228)	
Ryan Lundquist, OF	Reds	8th (248)	
Kevin Vent, RHP	Giants	8th (258)	
Mark Burnett, 2B	Reds	20th (608)	

FACILITIES

2000			
Cliff Lee, LHP*	Expos	4th (104)	
Matt Riethmaier, RHP	Phillies	5th (145)	
Brad Bohannon, RHP	White Sox	28th (832)	

2001			
Wes McCrotty, LHP	Marlins	23rd (692)	
Brian Kirby, C	Indians	31st (937)	
Charlie Isaacson, RHP^	Cubs	34th (1,008)	

2002			
Charlie Isaacson, RHP	Yankees	29th (876)	
Gary Hogan, RHP	Rangers	32nd (952)	

2014 REVIEW

2003			
Scott Roehl, RHP	Indians	10th (288)	
Andrew Wishy, OF	Rangers	12th (346)	
Jarrett Gardner, RHP	Red Sox	19th (564)	
Ryan Fox, OF	Rockies	21st (617)	

2004			
Jay Sawatski, LHP	Twins	8th (241)	
Brady Toops, C	Cardinals	10th (300)	
Haas Pratt, 1B	Athletics	30th (907)	
Clint Brannon, LHP	Rangers	34th (1,011)	

2005			
Scott Bridges	Giants	8th (278)	
Scott Hode, SS	Cubs	24th (730)	
Casey Rowlett, OF/INF	Cardinals	32nd (980)	

HISTORY

2006			
Danny Hamblin, 1B^	Athletics	9th (278)	
Craig Gentry, OF*	Rangers	10th (298)	
Blake Parker, C*	Cubs	16th (479)	
Devin Collis, LHP	Rockies	26th (768)	
Daryl Maday, RHP	Giants	30th (896)	

THE UNIVERSITY

2007			
Nick Schmidt, LHP	Padres	1st (23)	
Duke Welker, RHP*	Pirates	2nd (68)	
Jess Todd, RHP*	Cardinals	2nd (82)	
Danny Hamblin, 1B/3B	Athletics	10th (330)	
Chris Rhoads, RHP	Phillies	28th (863)	
Brian Walker, C	Angels	29th (898)	
Jacob Julius, OF	Orioles	33rd (997)	
Jake Dugger, OF	Nationals	49th (1,417)	
Matt Willard, SS	Indians	49th (1,423)	



Ryne Stanek became the seventh Razorback in program history to be selected in the first round of the MLB Draft when he was drafted by the Tampa Bay Rays in the first round of the 2013 MLB Draft.

2008			
Logan Forsythe, 3B*	Padres	1st (46)	
Cliff Springston, LHP	Rangers	11th (333)	
Jeff Nutt, C	Yankees	25th (770)	
Aaron Murphree, OF	Padres	27th (825)	

2009			
Dallas Keuchel, LHP*	Astros	7th (221)	
Stephen Richards, LHP	Marlins	8th (248)	
Scott Lyons, INF	Royals	15th (452)	
Ben Tschepikow, INF	Royals	17th (512)	
Mike Bolsinger, RHP^	Athletics	33rd (993)	
Ryan Cisterna, C	Angels	34th (1,041)	

2010			
Zack Cox, 3B	Cardinals	1st (25)	
Brett Eibner, CF	Royals	2nd (54)	
Drew Smyly, LHP*	Tigers	2nd (68)	
Andy Wilkins, 1B*	White Sox	5th (158)	
Mike Bolsinger, RHP	Diamondbacks	15th (451)	
Collin Kuhn, LF^	Tigers	15th (463)	
Jordan Pratt, RHP	Tigers	16th (493)	
Jeremy Heatley, RHP	Marlins	22nd (677)	

2011			
James McCann, C*	Tigers	2nd (76)	
Collin Kuhn, OF	White Sox	17th (531)	
Trent Daniel, LHP^	Tigers	23rd (707)	
Kyle Robinson, OF	White Sox	28th (861)	
Jarrod McKinney, OF	Astros	31st (940)	
Geoffrey Davenport, LHP	Indians	43rd (1298)	

2012			
Matt Reynolds, INF	Mets	2nd (71)	
Nolan Sanburn, RHP	Athletics	2nd (74)	
DJ Baxendale, RHP	Twins	10th (310)	
Tim Carver, INF	Phillies	19th (608)	
Sam Bates, OF	Royals	28th (893)	
Randall Fant, LHP^	Indians	29th (893)	
Derrick Bleeker, OF/RHP	Orioles	37th (1122)	
Jacob Morris, OF^	Indians	37th (1133)	

2013			
Ryne Stanek, RHP	Rays	1st (29)	
Colby Suggs, RHP	Marlins	2nd (73)	
Barrett Astin, RHP	Brewers	3rd (90)	
Dominic Ficociello, INF	Tigers	12th (366)	
Trent Daniel, LHP	Rockies	17th (499)	
Brandon Moore, RHP	Brewers	17th (512)	
Jacob Morris, OF	White Sox	24th (723)	
Tyler Wright, LHP	Mariners	26th (777)	
Randall Fant, LHP	Astros	29th (857)	
Eric Fisher, INF^	Marlins	30th (892)	
Matt Vinson, OF	Diamondbacks	37th (1,110)	

2014			
Brian Anderson, INF	Marlins	3rd (76)	
Chris Oliver, RHP	Phillies	4th (112)	
Jalen Beeks, LHP	Red Sox	12th (374)	
Michael Gunn, RHP	Red Sox	16th (494)	
Eric Fisher, 1B	Marlins	17th (497)	
Tyler Spoon, OF^	Athletics	36th (1092)	

51

Former Arkansas players have made an appearance in Major League Baseball, starting with Chuck Tompkins in 1912.

DRAFT STOCK SOARS

Arkansas leads the country in Major League Baseball draft picks over the last two years with 17. The Razorbacks saw a nation-leading 11 players taken in the 2013 MLB Draft, followed by six more in 2014.

NOTABLES IN 2014

Six #ProHogs notched notable performances in 2014 with Dallas Keuchel leading the way as the American League leader with five complete games for the Astros, including a Rawlings Gold Glove award. Andy Wilkins and James McCann recorded their first career MLB hits, Cliff Lee tallied his seventh consecutive season of 70 or more strikeouts and Craig Gentry helped lead the Oakland Athletics to the American League Wild Card game.

ALL-STAR PERFORMANCES

Four former Razorbacks have combined to make eight MLB All-Star game appearances, with Cliff Lee leading the way with four. Randy Jackson has made two All-Star games, followed by one appearance each from Tom Pagnozzi and Johnny Ray.

BEST OF THE BEST

Kevin McReynolds leads all #ProHogs with 211 career home runs, while Johnny Ray has a career-best 1,502 hits. Cliff holds nearly every pitching record, including 143 wins on the mound and 1,824 strikeouts in 2,156.2 innings of work.

#PROHOGS AT THE PLATE

Name	Yrs	From	To	ASG	G	PA	AB	R	H	2B	3B	HR	RBI	SB	CS	BB	SO	BA	OBP	SLG	OPS	Yrs at Ark
Bud Bloomfield	2	1963	1964	0	8	7	7	1	1	0	0	0	0	0	0	0	0	.143	.143	.143	.286	1955-56
Bubba Carpenter	1	2000	2000	0	15	31	27	4	6	0	0	3	5	0	0	4	13	.222	.323	.556	.878	1988-91
Cody Clark	1	2013	2013	0	16	40	38	1	4	1	0	0	0	0	0	1	15	.105	.128	.132	.260	2001-02
Chuck Corgan	2	1925	1927	0	33	113	104	7	23	2	1	0	1	0	0	7	13	.221	.270	.260	.530	1922-25
Al Cypert (Boyd)	1	1914	1914	0	1	1	1	0	0	0	0	0	0	0	0	0	1	.000	.000	.000	.000	1912
Babe Ellison	5	1916	1920	0	135	395	348	32	75	13	4	1	39	9	1	30	55	.216	.282	.284	.566	1914-16
Matt Erickson	1	2004	2004	0	4	6	6	0	1	0	0	0	0	0	0	0	1	.167	.167	.167	.333	1995-97
Logan Forsythe	4	2011	2014	0	338	1098	986	111	232	40	6	18	83	19	4	84	215	.235	.303	.343	.646	2006-08
Craig Gentry*	6	2009	2014	0	417	1021	901	142	246	36	9	4	77	76	12	73	174	.273	.346	.346	.692	2005-06
Eric Hinske	12	2002	2013	0	1387	4310	3797	549	947	240	18	137	522	61	21	452	949	.249	.332	.430	.762	1996-98
Randy Jackson	10	1950	1959	2	955	3549	3203	412	835	115	44	103	415	36	16	281	382	.261	.320	.421	.741	1944
Skeeter Kell	1	1952	1952	0	75	236	213	24	47	8	3	0	17	5	1	14	18	.221	.275	.286	.561	1948-51
Jeff King	11	1989	1999	0	1201	4812	4262	600	1091	222	18	154	709	75	32	442	584	.256	.324	.425	.749	1984-86
Jimmy Kremers	1	1990	1990	0	29	79	73	7	8	1	1	1	2	0	0	6	27	.110	.177	.192	.369	1985-88
James McCann	1	2014	2014	0	9	12	12	2	3	1	0	0	0	1	0	0	2	.250	.250	.333	.583	2009-11
Kevin McReynolds	12	1983	1994	0	1502	6039	5423	727	1439	284	35	211	807	93	32	522	707	.265	.328	.447	.775	1979-81
Tom Pagnozzi	12	1987	1998	1	927	3142	2896	247	733	153	11	44	320	18	21	189	450	.253	.299	.359	.658	1983
Kit Pellow	3	2002	2004	0	99	227	202	27	52	9	2	4	19	2	1	17	68	.257	.335	.381	.716	1995-96
Scott Pose	4	1993	2000	0	202	353	313	52	75	7	1	0	21	9	6	38	50	.240	.321	.268	.589	1987-89
Johnny Ray	10	1981	1990	1	1353	5664	5188	604	1502	294	36	53	594	80	49	353	329	.290	.333	.391	.724	1978-79
Ronn Reynolds	6	1982	1990	0	143	381	356	22	67	12	0	4	21	0	1	18	96	.188	.228	.256	.483	1979-80
John Vann	1	1913	1913	0	1	1	1	0	0	0	0	0	0	0	0	0	1	.000	.000	.000	.000	1910
Andy Wilkins	1	2014	2014	0	17	45	43	2	6	2	0	0	2	0	0	2	22	.140	.178	.186	.364	2008-10
Roy Wood	3	1913	1915	0	119	362	333	33	77	12	4	1	20	7	11	16	47	.231	.285	.300	.585	1912-13

#PROHOGS ON THE MOUND

Name	Yrs	From	To	ASG	W	L	W-L%	ERA	G	GS	GF	CG	SHO	SV	IP	H	R	ER	HR	BB	IBB	SO	HBP	BK	WP	BF	Yrs at Ark
Darrel Akerfelds	5	1986	1991	0	9	10	.474	5.08	125	13	33	1	0	3	233.2	216	146	132	36	127	16	129	13	1	21	1047	1981-82
Sid Benton	1	1922	1922	0	0	0	--	--	1	0	0	0	0	0	0.0	0	0	0	0	2	--	0	0	0	0	2	1912
Mike Bolsinger	1	2014	2014	0	1	6	.143	5.50	10	9	0	0	0	0	52.1	66	36	32	7	17	1	48	0	1	0	238	2008-10
Kevin Campbell	5	1991	1995	0	4	3	.571	4.55	77	5	18	0	0	1	138.1	127	72	70	11	80	4	83	3	0	5	604	1984-86
Craig Gentry*	6	2009	2014	0	0	0	--	18.00	1	0	1	0	0	0	1.0	3	2	2	0	1	0	0	0	0	0	7	2005-06
Gerald Hannahs	4	1976	1979	0	3	7	.300	5.07	16	12	2	0	0	1	71.0	76	51	40	11	42	1	42	0	0	7	326	1971-74
Howard Hilton	1	1990	1990	0	0	0	--	0.00	2	0	1	0	0	0	3.0	2	0	0	0	3	0	2	0	0	0	14	1984-85
Dick Hughes	3	1966	1968	0	20	9	.690	2.79	68	34	17	13	4	8	307.0	221	101	95	29	76	12	230	7	2	8	1205	1957-58
Lefty Jamerson	1	1924	1924	0	0	0	--	18.00	1	0	1	0	0	0	1.0	1	2	2	0	3	--	0	0	0	0	7	1919-21
Dallas Keuchel	3	2012	2014	0	21	27	.438	4.16	76	67	2	6	1	0	439.0	464	223	203	45	139	6	307	13	0	16	1867	2007-09
Les Lancaster	7	1987	1993	0	41	28	.594	4.05	323	39	110	3	1	22	703.2	715	345	317	60	261	45	408	11	14	28	3032	1982-84
Cliff Lee	13	2002	2014	4	143	91	.611	3.52	328	324	1	29	12	0	2156.2	2116	923	843	223	464	12	1824	50	2	41	8917	2000
Dixie Leverett	5	1922	1929	0	29	34	.460	4.51	122	77	30	33	4	7	637.0	725	374	319	25	221		193	17	5	11	2838	1914
Tim Lollar	7	1980	1986	0	47	52	.475	4.27	199	131	20	9	4	4	906.0	841	459	430	93	480	21	600	17	12	47	3941	1977-78
Mike Quist	7	1993	1999	0	25	31	.446	5.46	133	79	13	1	0	0	555.0	623	348	337	73	243	19	351	21	0	14	2492	1987-89
Blake Parker	3	2012	2014	0	2	3	.400	3.68	74	0	28	0	0	1	73.1	73	37	30	10	24	2	85	2	0	3	318	2004-06
Robert Person	9	1995	2003	0	51	42	.548	4.64	206	135	26	4	2	9	897.1	813	496	463	129	438	12	773	35	3	39	3896	1988
Pat Rice	1	1991	1991	0	1	1	.500	3.00	7	2	0	0	0	0	21.0	18	10	7	3	10	1	12	1	0	0	91	1984-86
Tim Sherrill	2	1990	1991	0	0	0	--	7.71	18	0	5	0	0	0	18.2	30	18	16	2	6	1	7	2	0	2	92	1986-87
Drew Smyly	3	2012	2014	0	19	13	.594	3.26	114	43	9	1	1	2	328.1	291	126	119	34	92	4	308	4	0	16	1337	2009-10
Phil Stidham	1	1994	1994	0	0	0	--	24.92	5	0	0	0	0	0	4.1	12	12	12	3	4	1	4	0	0	0	26	1989-91
Jess Todd	2	2009	2010	0	0	1	.000	7.62	25	0	8	0	0	0	28.1	43	24	24	4	12	1	29	0	0	2	139	2007
Chuck Tompkins	1	1912	1912	0	0	0	--	0.00	1	0	1	0	0	0	3.0	5	1	0	0	0	--	1	0	0	0	14	1909-11
Matt Wagner	1	1996	1996	0	3	5	.375	6.86	15	14	0	1	0	0	80.0	91	62	61	15	38	2	41	3	0	0	364	1991-92
Jim Walkup	6	1934	1939	0	16	38	.296	6.74	116	53	34	11	1	1	462.1	614	381	346	49	260	--	134	5	1	20	2195	1928-1929
Duke Welker	1	2013	2013	0	0	0	--	0.00	2	0	1	0	0	0	1.1	0	0	0	0	0	0	0	1	0	0	4	2007
Jack Whillock	1	1971	1971	0	0	2	.000	5.63	7	0	2	0	0	1	8.0	10	5	5	0	2	0	6	0	0	0	35	1962-64
Dan Wright	4	2001	2004	0	20	26	.435	5.65	70	64	2	1	1	1	366.2	393	249	230	65	167	5	225	13	2	21	1638	1997-99

* - Listed as both hitter and pitcher Current #ProHogs Shaded (as of Jan. 15, 2015)

A || LETTERWINNERS

ARKANSAS BASEBALL

A	
Abbott, Todd	1994, '95
Abbott, Williams Lewis	1970
Abramczyk, John Paul	1959, '60, '61
Achenback, C.H.	1913
Adams, Harold Eugene	1948, '49
Aikman, Bruce Lynn	1951
Akerfelds, Darrel	1981, '82
Alberius, Josh	2014
Alexander, George Baker	1958
Alexander, John	1949
Alexander, Otto	1908
Alexander, Tim	1978
Allen, Joe	1911
Anderson, Brian	2012, '13, '14
Anderson, Pat	1977, '78
Andree, James M.	1972, '73, '74
Arnold, Charles	1965
Arnold, Clint	2005, '06
Asbill, Teddy	1976, '77
Ash, Jeff	1979, '80
Astin, Barrett	2011, '12, '13
Atha, Larry D.	1979, '80, '81
Atkins, Donald	1979, '80, '81
Atkins, Howard Cullin Jr.	1966
Atkins, Kyle	2010, '11
Austell, Tom	1903
Ayers, James	1926

2015 RAZORBACKS

B	
Baber, Oscar	1910, '11, '12
Backham, David C.	1972, '73
Bailey, Kenneth	1966
Baker, J.P.	1929
Baker, Terry Lee	1967, '68
Bakewell, Bill	1977, '78, '79
Ballard, Keach	1982
Ballard, Stephen D.	1972, '73
Balay, John	1949, '50, '51
Bane, James Harrison	1963, '64
Barksdale, Ronald Douglas	1964, '65
Barr, Brandon	2007
Barton, Larry	1982, '83
Bates, Sam	2011, '12
Baxendale, Blake	2014
Baxendale, DJ	2010, '11, '12
Beckemeyer, Lyle	1992, '93
Beeks, Jalen	2013, '14
Benard, Joe	1905, '06
Benberg, John	1982
Benintendi, Andrew	2014
Bennett, Dick	1925
Bennett, Doug	1989, '90, '91
Bennett, George	1927
Bennett, J.G.	1921, '22
Benton, Sid	1912
Bernal, Michael	2014
Berry, Layne	2001, '02
Berry, Mark	1983, '84
Bertotti, Mike	1984
Bigham, Bo	2009, '10, '11, '12
Bigham, Bryan	2009
Bilderback, Ty	1992, '93, '94, '95
Birch, Brent	1990, '91, '92, '93
Birel, William George	1967, '68
Bishop, William E.	1969, '70
Black, Dave	1903
Black, H.	1912
Black, John	1919, '20, '21
Black, Neeley	1905
Blackburn, W.D.	1929
Blackwood, Jerry Don	1968, '69, '70
Blagg, Billy Justin	1950, '52, '53
Blair	1906
Bleeker, Derrick	2010, '12
Block, Dave	1903, '05
Bloomfield, Bud	1955, '56
Blum, Greg	1999, 2000
Bobb, Randy	1987, '88

FACILITIES

2014 REVIEW

HISTORY

THE UNIVERSITY

Boever, David	1988
Bogan, Charles	1954, '55
Bohannon, Brad	1999, 2000
Bohart, G.T.	1905, '06
Bollman, Brett	2005
Bolsinger, Mike	2008, '09, '10
Bond, Brock	2005
Bone, George Thomas	1955, '56
Bone, Jim	1961, '62, '63
Booker, P.	1903
Bosco, Jimmy	2012
Boyce, Charley	2003, '04, '05, '06
Bowden, William P.	1952, '53, '54
Bowen, Luther	1994, '96
Bradbury, Ralph	1974, '75, '76, '77
Bradford, Hollis	1922
Bradford, James	1976, '77
Bradley, Eugene Alford	1953
Bradley, Keith	1995, '96
Brail, Rick	1991
Brannon, Clint	2000, '03, '04
Brazil, Ernest	1919
Breeden, Bill	1969, '70, '71
Brenton, Gene Thomas	1963, '64, '65
Brewer, Dale	1928, '29
Brewer, Timothy	1973, '74
Bridges, Scott	2002, '03, '04, '05
Briggs, Oscar	1899, 1902
Brocaill, Scott	1991, '92, '93, '94
Broadway, Barry	1980
Brown, Charles Arthur	1952
Brown, Dale	1977
Brown, Dan	1990, '91
Brown, John	1924, '25
Brown, Silas Christian	1949, '50, '51
Broyles, Franco	2011
Brumble, Marc	1976, '77, '78
Bryan, Chris	1988, '89
Bryan, Lemuel	1902, '03
Buchanan, F.E.	1908
Buckley, S.S.	1913
Buckley, Virgil	1912
Bulgarelli, Mark	1976, '77, '78, '79
Bull, Scott	1972, '76
Bumpers, Mike	1992
Burgess, John	1986
Burnett, Mark	1998, '99
Burton, P.O.	1898
C	
Caldwell, Brent	1997, '98
Caldwell, Robert	1947
Calhoon, Jim	1987, '88, '89
Callaway, Jerry	1978
Campbell, Dan	1987
Campbell, Kevin	1984, '85, '86
Campbell, Mike	1968
Cagle, Donald Lee	1963, '64, '65
Carlton, Jerry	1960, '61, '62
Carnes, Matt	1995, '96, '97
Carpenter, Bubba	1988, '89, '90, '91
Carpenter, Jay	1988, '89, '90
Carpenter, Preston	1954, '55, '56
Carr, J.F.	1898
Carson, Randall	1976, '77
Carter, Don	1981
Carter, Harry	1947
Carter, Marl D.	1962, '63
Carter, Randall	1979, '80
Carver, Tim	2009, '10, '11, '12
Cebuhar, John	1987, '88
Cecil	1905
Center, Jerry	1976
Chadwick, Bob	1986
Charlton, Aaron	1993
Childress, Robert M.	1956, '57
Chipman, Marvin	1926, '27
Christian, Carroll	1923, '24
Christian, O.	1898



Tim Carver played four years and made two CWS appearances.

Cisterna, Ryan	2008, '09	Dailey, Randy	1971, '72
Clancy, Tim	1978, '79, '80	Daly, Cory	1995
Clark, Cody	2001, '02	Daniel, Trent	2011, '12, '13
Clark, Chris	1993, '94, '95, '97	Darr, Andrew	2008, '09
Clark, Dera	1984	Davenport, Geoffrey	2009, '10, '11
Clark, Kyle	1997, '98	Davis, Joe	1991
Clark, M.D.	1898	Davis, Matt	1998
Clayton, Walker B.	1923	Davis, Menar	1912
Clements, Charles M.	1972	Davis, Mike	1910, '11, '12
Clements, Steve	1984, '85	Dawson, Bill	1988
Clinkenbeard, Bob	1981	Day, Chris	1978
Cloninger, Chris	1996	Day, Devin	2004
Cobb, David	1994	DeBriyn, Marty	1997
Cochran, Keith	1971, '72, '73	Deason, Jesse Wayne	1956
Cole, George Sr.	1926, '27, '28	Deere, Jason	2004
Cole, John Conway Jr.	1951	Dees, Billy	1981, '82
Cole, Kenneth	1908	Deitz, Tim	1983, '84, '85
Coleman, Walter C.	1972, '73, '74	Dellasega, Joe	1980
Collis, Devin	2005, '06	Dennison, Brian	1991
Conner, Michael	2001, '02	Dickinson, Wallace	1924, '25
Conway, George	1902	DiLeo, Joe	1985, '86
Cook, Brian	1990, '91, '92, '93	Dipper, Wayne	1968
Cook, Damon Lee	1966	Dodd, Rob	1990
Cook, Joe	1908, '09	Donathan, Jeff	1926, '27, '28
Coon, Casey	2007, '08	Dorothy, William N.	1969, '70
Coppock, Mark	1990, '91	Dougherty, Harry K.	1947, '48
Corbell, Charlie	1982, '83	Douglas, Hall	1928, '29
Corgan, Chuck	1922, '23, '24, '25	Dowell, O.	1903
Costello, Conor	2012	Downey, Charles	1990
Cotton, Delano Talbert	1962, '63	DuBose, Dave	1976, '77
Cox, Evan	2007, '08	Dudley, Kirk	1981, '82
Cox, Harold Earl	1948, '49	Dugger, Jake	2004, '05, '06, '07
Cox, Zack	2009, '10	Duka, Michael	1953
Coyle, Norman	1910, '11	Dunlap, Tyrie	1974
Craig, Charles	1924	E	
Crawford, C.	1929	Eagan, Clark	2014
Crawford, Rick	1982	Eason, Alcuin	1903
Creekmore, Stephen W.	1910, '11	East, Jack	1920, '21
Crossett, Scott	1998, '99, 2000, '01	Edmonds, Bobby Joe	1986
Crouse, Cliff	2000, '01, '02	Edwards, Bobby	1987, '88
Crossdale, E.W.	1913	Edwards, Delmar Butch	1965, '66, '67
Cunard, Craig	1981	Eibner, Brett	2008, '09, '10
Cunningham, Scott	1993, '94	Eklund, Troy	1986, '87, '88, '89
Curtis, Gary	1983	Ellis, Scott	1996, '97, '98
Cusack, Thomas	1953, '54, '55	Elliot, Lynn Blaine	1961, '62, '63
Cypert, Boyd	1912	Ellison, Babe	1914, '15, '16
Czanstkowski, Tom	1992, '93	EllisonEpps, Scott	1989, '90, '91, '92
D		Erickson, Matt	1995, '96, '97
D'Alexander, Greg	1987, '88, '89, '90	Erwin, Richard	1976, '77, '78, '79
D'Amico, Joe	1992, '93		



Dallas Keuchal earned SEC All-Freshman honors after the 2007 season.

Erwin, Wally 1979
 Etheridge, Haden 1988, '89, '90, '91
 Ewing, James 2006

F
 Falwell, Chris 2014
 Fanning, Chris 1991
 Fant, Randall 2010, '11, '12, '13
 Farris, Jordan 2013
 Farwell, Fred 1985
 Faust, Fred 1983
 Feeny, Chris 1995
 Ferguson, Rick 1981, '82
 Fernell, David 1984
 Ficociello, Dominic 2011, '12, '13
 Fields, James E. 1970
 Fincher, L.J. 1921
 Fischel, Frank James 1949, '50, '51, '52
 Fishback, Herbert 1897
 Fisher, Eric 2011, '13, '14
 Fisher, Joe 1994
 Fisk, Gregory Michael 1967
 Fleming, P.A. 1898
 Fletcher, Dennis 1986, '87, '88, '89
 Fletcher, Jeff 1999, 2000, '01, '02
 Flowers, Jeromy 1998
 Forrest, T.J. 2009, '10
 Forsythe, Logan 2006, '07, '08
 Foster, Herbert R. 1957
 Foster, Pat Duane 1959, '60, '61
 Foster, Rodney 1992
 Foster, Virgil Lynn 1966
 Foundren, Price 1927, '28, '29
 Fox, Ryan 2001, '02, '03
 Franks, Lance 1996, '97
 Freeman, Wallace Britton 1964, '65
 Fry, Jeff 1993
 Fulmer, Doyle 1928
 Fuqua, Jason 2010

G
 Gaffney, W.C. 1919, '20, '21
 Garcia, Rudy 1982, '83, '84
 Gardner, Jarrett 2002, '03
 Garrett, John Doyle Jr. 1956
 Garrison, Johnny 1950
 Gatling, Tom 1908
 Geis, Clarence 1928
 Gentry, Aaron 1994
 Gentry, Craig 2005, '06
 Geren, J.M. 1913
 Gessner, Tom 1998

Gilbert, James 2004, '05, '06, '07
 Giles, Danny 1997, '98
 Gilleland, Greg 1998, '99
 Gilmore, Kale 1991, '92
 Gilmore, Tony 1989, '90
 Glanz, Scott 1980, '81, '82
 Glaze, Thomas Arthur 1958, '59
 Glynn, Josh 2002
 Gonring, Doug 1981
 Goodner, Boyd 2003, '04
 Goodwin, Clay 2002, '03, '04, '05
 Gorman, Henry F. 1981
 Gosser, Alex 2014
 Grant, Dale 1986
 Graves, Aaron 2001, '02
 Gray, William Lewis 1963, '64, '65
 Green, Doyle 1974, '76
 Grubb, Bill 1979
 Gunn, Michael 2012, '13, '14

H
 Haaser, Steven L. 1972, '73
 Hadley, Ray C. 1925, '27, '28
 Hagedorn, Brad 1997, '98, '99, 00
 Hagedorn, Brett 2001, '02, '03, '04
 Haizlip, Ralph 1926, '27, '28
 Hall, Caton 2003, '04
 Hall, H.C. 1959, '60
 Hall, Zack 2010, '11
 Hamblin, Danny 2004, '05, '06, '07
 Hamilton, Jim 1994
 Hancock, Doy 1924, '25
 Hannahs, Gerald 1971, '72, '73, '74
 Hargroves, Willie 1977, '78
 Harper, Arvis 1976, '77, '78
 Harper, Bland Robert 1965
 Harris, Gary 1990
 Harris, Kyle 1992, '93, '94
 Harris, Ray 1985, '86, '87, '88
 Harrison, Brett 1983, '84
 Hartman, Jim 1985
 Harvill, Jeff 2011
 Hatfield, Kenneth Wahl 1963, '64, '65
 Hauskey, Thomas 2007, '08, '09, '10
 Haynie, Arnold Augustus 1962, '63, '64
 Haynie, Bracey 1922, '23
 Hays, Ben 2011
 Heather, Scott 1997, '98
 Heatley, Jeremy 2009, '10
 Hellbusch, Isaac 2013
 Helton, Keith 1984, '85, '86, '87
 Hemm, Jeff 1975, '76, '77, '78

Hemm, Warren 1975, '76
 Henderson, DeMatt 1899, 1900, '01
 Hendricks, Charles Lowber 1947, '48
 Hendey, Waldersee 1921
 Hennell, John 1978, '79, '80, '81
 Hennesey 1911
 Henson, James W. 1972
 Henry, Thomas Walter 1967
 Hernandez, Darin 1986
 Hester, Bart 1998, '99, 2000
 Hicks, Quazar 1994
 Highfill, H.H. 1912
 Hill, Thomas Jasper Jr. 1964
 Hill, Travis 2007, '08
 Hilton, Howard 1984, '85
 Hindman, Randy 1982
 Hinds, Hubert 1919, '20
 Hines, Glen Ray 1989
 Hinske, Eric 1996, '97, '98
 Hinton, Percy 1911, '12, '13
 Hobson, Edward Louis 1957, '58, '59
 Hobson, Todd 1989, '90
 Hode, Scott 2002, '03, '04, '05
 Hoefler, Jeff 2000, '01
 Hogan, Gary Jr. 2000, '01, '02
 Hollensworth, Chris 2005, '06
 Holloway, Max Marvin 1958, '59, '60
 Holloway, Trey 2004, '05, '06
 Holt, Henry Cecil 1912
 Hom 1906, '09
 Hon, Jackson 1925
 Hopkins, Thomas Hugh 1966, '67, '68
 Horn, Jack 1908
 Horne, David Buford 1959, '61
 Horton, Donald Clyn 1956, '57, '58
 Horton, Ralph H. unknown
 Hotchkiss, Henry 1910
 Houck, Jeff 1990, '91, '92, '93
 House, Herbert Claude 1967, '68
 House, Jacob 2008, '09
 Howard, Fred 1970
 Hreha, Dan 1989, '90, '92
 Hrozek, Wayne 2006, '07
 Huchingson, Stuart 1979, '80, '81
 Huddleston, Jeff 1978, '79, '80
 Hughes, Bob 1993, '94
 Hughes, Howard (Dick) 1957, '58
 Hunt, Claude Ruse 1957
 Huntze, Rick 1983, '84, '85

Hum, David 2006
 Hurley, Scott 1998, '99
 Hyatt, Robert F 1905, '06, '08
 Hyson, Cole 1989

I
 Isaacson, Charlie 1999, 2000, '01, '02

J
 Jackson, Jeremy 1997
 Jackson, Mark 1983, '84, '85
 Jackson, Randy 1944
 Jackson, Zach 2014
 Jacobs, Robert 1924, '26
 Jamerson, Charles (Lefty) 1919, '20, '21
 Jamerson, D.C. 1922
 Jameson, Jasen 1994
 Jay, Jim Wilbur 1963, '64
 Jenkins, John 1973
 Jennings, Archie Winthrop 1966
 Jester, Joe 1997, '98, '99
 Johnson, Charles 1965
 Johnson, Danny 1980
 Johnson, Mark 1990, '91
 Jones, Ben 1943, '44
 Jones, Donald Gilbert 1956, '57
 Jones, Gary 1982
 Jones, Mark A. 1969, '70
 Jones, Randall E. 1972, '73, '74
 Jones, Sean 2007, '08
 Joiner 1902
 Julius, Jacob 2007

K
 Kauffman, Rob 1977, '78, '79, '80
 Kearns, Walter Lewis 1951, '52, '53
 Kee, Kevin 1985, '86
 Keeter, Daniel R. 1970
 Keith, Charles 1908
 Kell, Skeeter 1948, '49, '50, '51
 Kelly, E.L. 1897
 Kemp, Jarrell R. 1921
 Kent, Elmore 1922, '23
 Kerns, Keith 1985
 Kerr, John Herman 1958, '59, '60
 Keuchel, Dallas 2007, '08, '09
 Kilgallen, Richard 1947, '48, '49
 Killian, Trey 2013, '14



Clay Goodwin played four seasons and recorded a .297 career batting average.

ARKANSAS BASEBALL

2015 RAZORBACKS

FACILITIES

2014 REVIEW

HISTORY

THE UNIVERSITY

A || LETTERWINNERS

ARKANSAS BASEBALL

Kindle, Judd	2003
King, Bryan	2000
King, C.H.	1922
King, Cyrus	1923, '24, '25
King, Dave	1979
King, Jeff	1984, '85, '86
Kirby, Brian	1998, '99, 2000, 01
Kirk, Scott	1978
Kirkland, Mike	1973, '74
Kizer, Roland	1919, '20
Klein, Mike	1994
Kline, Richard	1964, '65
Korbal, Kendall	2008
Kowalchuk, Christian	2009, '10
Kraus, Ralph	1983, '84, '85, '86
Kreder, Monk	2010
Kregal, Horace	1927
Kremers, Jim	1985, '86, '87, '88
Kretschmar, James Joseph	1955, '56
Kreymborg, Mike	1979
Krueger, Steve	1979, '80
Kuhn, Collin	2009, '10, '11

L

Lacey, Shaun	1977, '78
Lahay, Bruce	1978
Laird, Tony	1983, '84
Lamberth, John	1973
Lambeth, Dan	1982, '84
Lancaster, Les	1982, '83, '84
Land, Lee	2005
Leach, Aaron	1998
Leavitt, Chase	2008, '09
Lee, Cliff	2000
Lenox, Greg	1971
Lennerton, Ryan	2004
Leraris, Justin	2001, '02
Leuppe, Ed	1981, '82, '83
Leverette, Dixie	1914
Leverette, Edward Vaulx	1898, 1905
Ley, Stan	1971, '72
Lidell, Finessee	1909, '10
Liles, Greyson	1989, '90, '91
Limbocker, Scott	2007, '09
Lindsey, James Edgar	1964, '65
Linebarier, Bobby Joe	1951
Lipsmeyer, David	1978
Little, Blake	1990, '91
Loggins, Mike	1983, '84, '85
Lollar, Tim	1977, '78
Long, Frances Jones	1952, '53, '54
Long, Gordon	1947, '48, '49
Longonitti, Henry P.	1947
Longoria, Keith	1981, '82
Loseke, Scott	1982, '83
Lowery, Jackson	2014
Lubker, Herman	1947
Lundquist, Dennis	1974, '75
Lundquist, Ryan	1996, '97, '98, '99
Lundquist, Tim	1976, '77
Lunney, Barry Jr.	1993, '94, '95, '97
Lusker, Chris	1985
Lutes, Charles, Russell	1953
Lyles, Robert Earl	1956
Lyles, Tigger	2001
Lynch, Cade	2011, '12, '13
Lyon, Earl	1926
Lyons, Scott	2008, '09
Lyons, W.A.	1922, '23

M

Maday, Daryl	2004, '05, '06
Magness, James Edward	1963, '64
Mahaffey, Alan	1995
Mahan, Jacob	2012, '13
Mahler, James	2008
Manatt, Jared	1999, 2000

Marshall, David	1969, '70, '71
Marquardt, John Henry	2005, '06
Martin, E.G.	1898
Martin, Mike	1978, '79
Masanda, Daren	1994, '95, '96
Mason, Donald	1965, '66
Masters, David	2012
Matheson, Derek	1996, '97, '98, '99
Matthews, Walter Ray	1954, '55, '56
McAfee, Brett	2013, '14
McAllister, Leslie Edward	1967, '69
McAlvain, Jarred	1996
McCann, James	2009, '10, '11
McCaughtry, Floyd	1960, '61
McClain, Mark	1976, '77
McClure, Dave	1980, '81
McConnell, Jason	1995, '96, '97
McConnell, Kirk	2002, '03
McCorquodale, Knox	2005
McCowan	1902
McCrotty, Wes	1998, '99, 2000
McCullough, William Glenn	1923
McDaniel, Dale	1979
McDaniel, Larry L.	1972
McDaniel, Travis	1997, '98, '99, 2000
McGaha, Mel	1947, '48
McGehee, Mel	1945, '47, '48
McGurk, Pat	1980
McHale, Robert	1979, '80
McHan, Lamar	1952, '53
McKenzie, James Horace	1961
McKinney, Jarrod	2009, '10, '11
McKissack, Stephen Louis	1967
McLelland, Brian	2004, '05, '06, '07
McNemer, Phil	1908, '09
McNiel, Donald	1975, '76, '77
McReynolds, Kevin	1979, '80, '81
McShane, Mickey Paul	1964, '65
Mercado, Jose Egardo	1951
Merrill, Bubbs	2004
Merryman, Josh	2000, '01, '02, '03
Methvin, Garrett	2010
Milburn, Frank H.	1923, '24
Milford, Clinton G.	1909, '10, '11
Miller, Donald L.	1950, '51
Miller, Grady	1908, '09, '10, '11
Miller, John	1983, '84
Miller, Ray	1995
Miller, Richard L.	1972, '73, '74
Milwee, F.B.	1913
Mitchell, Bruce	1971, '72, '73, '74
Mitchell, S.D.	1921
Mobbs, Jimmy	2003
Mont, Theodore Jr.	1961, '62, '63
Montgomery, Bill	1975, '76
Moody, Billy Joe	1962
Moore, Brandon	2011, '12, '13
Moore, Kenderick	1993, '94, '95, '96
Moore, Rod	1986, '87
Moore, Ron	1989, '90, '91
Mooty, James Wesley	1958
Moriarity, Mike	1996, '97, '98, 2000
Morris, Jacob	2011, '12, '13
Morris, William T.	1972, '73
Mosley, Tim	1995
Muldoon, Allen Mike	1967
Mulhollen, Danny Byron	1962, '63, '64
Mulvaney, Brad	1994, '95, '96
Murphree, Aaron	2007, '08
Murphy, Bill	1974
Murphy, Gary	1984, '85
Murphy, Jon	2000
Murphy, Sam	2008, '09, '10
Muse, Preston	1926
Myers, Ed	1981, '82



James McCann was a three-time letterwinner and second round MLB Draft pick in 2011.

N

Nauman, John	1971, '73
Neal, Tommy A.	1972, '73
Nelson, Peyton	2000
Newland, Josh	2000
Newman, Willie	1988
Newton, C.B. Jr.	1958, '59
Nix, Bobby	1965
Nix, Lowell Edsel	1952, '53, '54
Norcott, A.	1912, '13
Norton, Delbert	1902
Nosari, Eldon Joe	1958, '59, '60
Nutt, Jeff	2007, '08
Nye, Elmer Lloyd	1967
Nye, Richie	1996
Nye, Rodney	1998, '99

O

Odom, Tony	1982
Oliver, Chris	2012, '13, '14
Oliver, Thomas P.	1929
Oquist, Mike	1987, '88, '89
Ormsby, Ban	1976
Osborn, Donald Jr.	1965
Osmon, Scott	1989
Overbey, Rogers	1955, '56, '57

P

Pagnozzi, Tom	1983
Palen, Mike	1992, '93
Parker, Blake	2004, '05, '06
Parker, Steve	1986
Parsons, Jeff	1993, '94, '95
Patterson, Dave	1985, '86
Paul, Kortney	1991, '93
Paulsen, Larry	1970, '71, '72, '73
Payne, Buck	1916
Peace, John	1971
Pearson, Jeffrey Lynn	1964, '65, '66
Pellow, Kit	1995, '96
Perdue, Monroe	1922
Person, Robert	1988
Peters, Darrell	1959, '60
Peters, Tim	1986, '87
Peters, Tony	1986
Phelan, Brian	1996, '97
Phillip, Alex	2014
Phillips, Jimmy	1987
Phillips, Lance	2014
Pierce, Chad	2008
Piskor, Kirk	1989, '90, '91
Pittman, Donald	1898
Pitts, Nick	2000, '01, '02, '03

P

Poché, Colin	2013, '14
Pogue, Doug	1974
Pohle, Ike	1998, '99
Pomeroy, Kyle	2002, '03
Porter, A.W.	1926
Porter, Tom	1947, '48, '49
Pose, Scott	1987, '88, '89
Potts, Thomas	1898
Powell, David	1982, '83
Pratt, Haas	2003, '04
Pratt, Jordan	2010
Preston, Doyle	1993, '94
Pridemore, Harold C.	1951
Pryor, Michael Scott	1968, '69, '70, '71
Pryor, Shap Hanner	1952, '53
Ptak, V. James	1919, '20
Pufall, Ed	1974, '75
Pugh, Dennis	1973, '74
Pyle, Jason	2003

Q

Quarnstrom, Rob	1995, '96, '97, '98
-----------------	---------------------

R

Raether, Pete	1989, '91
Ragland, H.S.	1902
Ramirez, Jean	2013
Rankin, Jeremy	2000, '01
Ray, Johnny	1978, '79
Rayder, Jan Wayne	1955, '56, '57
Raynor, Arthur	1927, '28, '29
Reagan, Stephen Earl	1967, '68
Reese, Ken	1987, '88
Reeves, John Clay	2012
Renfro, Elza	1924
Reves, Arch	1905
Reyes, Mark	2012
Reynolds, Matt	2010, '11, '12
Reynolds, Ronn	1979, '80
Rhoades, Barton R.	1972
Rhoads, Chris	2006, '07
Rhodes, Dave	1977, '78
Rice, Jacob	2011
Rice, Pat	1984, '85, '86
Richards, Stephen	2007, '08, '09
Richardson, Bryant	1994
Richardson, Derrick	1984, '85
Richmond, Jonathan	2001, '02, '03
Riethmaier, Matt	1998, '99, 2000
Riley, Justin	2000
Rinehart, Jimmy Jarrell	1951, '52
Robbins	1905
Roberts, Derek	1998

2015 RAZORBACKS

2015 RAZORBACKS

FACILITIES

2014 REVIEW

HISTORY

THE UNIVERSITY

Roberts, Norm	1982, '83, '84, '85
Robertson, O. Leland	1920, '22, '23
Robinson, Kyle	2010, '11
Robinson, Mike	1981, '82, '83
Robison, Stephen	2004, '05, '06, '07
Roby, Ellis	1983, '84, '85
Rock, Mike	1981, '82, '83
Roehl, Scott	2001, '02, '03
Rogers, Brian	1994, '95, '96, '97
Rogers, Kenny	1980, '81
Rogers, Marty	1980, '81
Rogers, Ted Don	1957
Rogerson, J.B.	1920, '21
Roller, Robert Michael	1966
Rose, Glen	1927, '28
Rosson, Sam	1926
Rowlett, Casey	2004, '05
Rucker, Charles	1925
Rucker, Garrett	2014
Rucker, Jeff	1924, '25, '26
Rucker, Paul	1934, '35
Ruckerman, Charles	1923, '24, '25
Ruder, Russ	1981
Russell, Zac	2010

S

Sample, Charles	1910
Sample, Travis	2009, '10
Sanburn, Nolan	2011, '12
Sawatski, Jay	2003, '04
Sayles, Rickey	1964
Schalchlin, George W.	1912
Schaufele, Louis J.	1949, '50, '51
Schmidt, Nick	2005, '06, '07
Schoonover, Wear	1929
Schrantz, Jeff	1981, '83
Schwanke, Willie	2013
Scott, H.A.	1969, '70, '71
Scott, John T.	1902
Secrist, Brad	2007
Seibert, Shaun	2005, '06, '07, '08
Serrano, Joe	2012, '13, '14
Seward, Tim	1981, '82
Shaddy, Chris	1980, '81, '82
Shawgo, Jack Edwin	1949, '50
Sheredy, Kevin	1994, '95
Sherrill, Tim	1986, '87
Shock, Billy	1980
Shoptaw, Britt	1988
Simpson, Landon	2013, '14
Sisco, Mike	1986, '87
Skeels, Andy	1986, '87
Skeels, David	1992, '93, '94, '95
Skinner, Joe	2004
Slembariski, Ron	1983
Smalling, Tim	2007, '08
Smith, Austin	1925
Smith, C.S.	1913
Smith, Don Roy	1956, '57, '58
Smith, James Howard	1950, '51, '52
Smith, Jarrette Dean	1950
Smith, Josh	2005, '06
Smith, Thurman Jr.	1970, '72, '73
Smyly, Drew	2009, '10
Smyor, C.P.	1898
Snowden, Greg	1973, '74
Soden, James Paul	1962, '63, '64
Spence, Jeff	1977, '78
Spence, Thad Burke	1948
Spikes, James L.	1920, '21, '24
Spoon, Tyler	2013, '14
Springston, Cliff	2008
Stafford, Joe Herman	1965, '66, '67
Stall, Carl	1992, '93
Stallings, Matt	2004
Standley, Billy Glenn	1967, '68, '69
Stanek, Ryne	2011, '12, '13

Stanley, J.H.	1905
Stanley, John	1979, '80
Stanley, Tom	1903, '06
Starkey, Chuck	1980
Stephens, Bob	1976
Stephens, G.K.	1898
Stephens, Jason	1996
Stricklin, Clayborne Jr.	1968, '69
Stidham, Phillip	1989, '90, '91
Stillwell, Rod	1988, '89
Stinson, Ryan	1992, '93
Stoakes, Sid	1909, '10
Stolzer, Robert	1957, '58
Stone, Jacob	2014
Stout, S.R.	1911, '12, '13
St. Pierre, Robert	1953
Suggs, Colby	2011, '12, '13
Sutton, Mark	1976
Swope, Mark	1988, '89, '90

T

Tabor, Scott	1979, '80, '81, '82
Tacolini, Domico	2014
Taft, Steve	1990, '91, '93, '94
Talbot, Jeremy	1996
Teague, James	2014
Tejcek, Jim	1989
Thomas	1902
Thomas, Don	1986, '87, '88, '89
Thomas, Everett William	1956, '57, '58
Thomas, O.C.	1912
Thomas, Reggie	1980, '81
Thomas, Richard	1992
Thomas, Tim	1989, '90, '92
Thomason, Dewey Jr.	1947, '48, '49, '50
Thomason, Joe Henry	1954, '55, '56
Thompson, Burl	1929
Thompson, Clark	1908
Thompson, Gerald	1978
Thompson, Henry	1976, '77, '78
Thorne, Matt	2000
Tidwell, Chad	1995, '96
Tiffée, Ronald C.	1966, '67, '68
Tisher, Mitch	2000
Todd, Jess	2007
Tompkins, Chuck	1909, '10, '11
Toops, Brady	2002, '03, '04
Trainor, Kendall	1986, '87, '88
Trapp, Charles	1930
Trigg, J.W.	1903
Trigg, Tom	1905
Trimble, Claud	1928, '29
Triplet, Gerald	1903
Troglin, Mike	1990
Tschepikow, Ben	2005, '07, '08, '09
Tucker, Jeff	1992
Tyra, John	1966, '67, '68

V

Van Every, Lynn	1986
Van Horn, Dave	1982
Vann, John S.	1910
Vaske, Terry	1992
Vent, Kevin	1998
Verhage, Terry	1968, '69, '70, '71
Vidmar, Ed	1980, '81
Villanueva, Eddie	1971
Vincenheller, G. Aston	1898, '1902
Vincent, Farrell	1971
Vinson, Matt	2010, '11, '12, '13

W

Wachter, Scott	1980, '81
Wagner, Matt	1991, '92
Wales, Ted	1970, '71, '72
Walker, Brian	2005, '06, '07
Walker, Brian	1992

Walker, Clint	1996
Walker, Doug	1991
Walker, Johnny	1975
Walkup, Jim	1928, '29
Wallace, Ed	1978, '79
Wallace, George	1922
Wallace, Larry	1976, '77, '78, '79
Walling, David	1998, '99
Wanger, Fred	1969, '70
Ward, Jim	1982, '83, '84
Warram, James	1925
Warrior, Manual	1978, '79
Washburn, Kyle	2000, '01
Washington, Fredy Lee	1968
Watkins, David	1992
Watkins, James	1902
Watts, Kern	2004
Watson, J.T.	1905, '06, '08
Watson, John R.	1905, '06
Watson, Michael	1976
Weatherford, Luke	2001, '02
Weaver, Gary Francis	1960, '61, '62
Webb, Richard	1981
Weckel, Wilfin R.	1973
Wehrle, Kendall	2009
Welker, Brad (Duke)	2007
Wells, Justin	2008, '09
Wells, S.R.	1912
Welsh, Jack	1997, '98, '99, 2000
Wernes, Bobby	2014
Westerside, Kenneth	1967
Westphal, Robbie	1954, '55
Wheller, Jerry Thomas	1961, '62
Whillock, Jack	1962, '63, '64
Whitaker, Ryan	1991, '92, '93
White, Justin	2004
Whitekiller, Jerel	1998
Wild, Michael	2006
Wilkerson, Krisjon	2014
Wilkerson, Lyle Allen Jr.	1952, '53, '54
Wilkinson, Spencer	1987
Wilkins, Andy	2008, '09, '10
Wilkins, Charles	1925, '26
Willard, Matt	2006, '07
Williams, Allen	1991, '92, '93, '94
Williams, Alvin Lee	1947, '48
Williams, Chris	2003

Williams, Darrell Dean	1960, '61, '62
Williams, David Lee	1968, '69, '70, '71
Williams, Jarrell	1959, '60, '61
Williams, L.J.	1919, '20, '21
Williams, Michael	1973, '74
Williams, Paul	1968, '69, '70, '71
Williams, Paul X	1927, '28, '29
Williams, Reggie	1995, '96
Williams, Robert James	1949, '50, '51
Willis, Billy Don	1967, '68
Wimot, J.C.	1898
Wilmith, John Alan	1968
Wilson, Andy	1996
Wilson, Doyle	1985, '86
Wilson, Gary	1982
Wilson, Joe Bill	1954
Wilson, Roger	1988
Wilson, Tommy	1909, '10, '11
Wise, Jake	2011, '12, '13, '14
Wishy, Andrew	2001, '02, '03
Wofford, Tim	1982, '83
Wood, David	1974
Wood, Roy	1912, '13
Woodruff, Jim	1970
Woodruff, Patrick	2002
Woods, Jeremy	1995, '96
Woods, Scott	2001, '02
Workman, Richie	1993, '94, '95, '96
Wright, A.E.	1909
Wright, Dan	1997, '98, '99
Wright, Myron Ernest	1964, '65, '66
Wright, Tyler	2012, '13
Wyles, Bill	1970, '71

Y

Yost, Matt	2003
Young, Clint	1910, '11
Young, Donald	1948
Youngblood, Jon	2000

Z

Zacher, Todd	1980, '81
Zambrana, Luis	1979, '80
Zane, Kelly	1987, '88

*Current Players Shaded



Drew Smyly was an SEC All-Conference second team selection in 2010.



TEAM RECORDS

BATTING

Batting Average

Season:

Rank	Total (H/AB)	Year/Games
1.	.341 (723/2118)	1997 / 56
2.	.334 (593/1775)	1984 / 56
3.	.326 (740/2273)	1987 / 68
4.	.325 (548/1995)	1990 / 62
5.	.321 (704/2192)	1985 / 66
6.	.316 (666/2110)	1998 / 59
7.	.313 (655/2123)	1996 / 59
8.	.3123 (525/1681)	1982 / 57
9.	.3122 (533/1707)	1981 / 52
10.	.309 (240/777)	1973 / 28

At Bats

Game: 67, Texas A&M - 5/5/89

Season:

Rank	Total	Year / Games	Avg./Gm
1.	2402	2004 / 69	34.81
2.	2339	1999 / 65	35.98
3.	2276	2010 / 64	35.56
4.	2273	1987 / 68	33.43
5.	2247	2012 / 68	33.04
6.	2233	1989 / 67	33.33
7.	2207	2009 / 65	33.95
8.	2203	2007 / 64	34.42
9.	2192	1985 / 66	33.21
10.	2187	2002 / 63	34.71

Runs

Inning: 14, Saint Louis (1st) - 4/7/10

Game: 33, Southwest Baptist - 3/21/84

Season:

Rank	Total	Year / Games	Avg./Gm
1.	589	1997 / 56	10.52
2.	575	1987 / 68	8.46
3.	543	1985 / 66	8.23
4.	529	1999 / 65	8.14
5.	498	1998 / 59	8.44
6.	482	1988 / 62	7.77
7.	481	2010 / 64	7.52
	481	2007 / 64	7.52
9.	477	1996 / 59	8.08
10.	466	1989 / 67	8.96

Hits

Game: 32, Southwest Baptist - 3/21/84

Season:

Rank	Total	Year / Games	Avg./Gm
1.	740	1987 / 68	10.88
2.	723	1997 / 56	12.91
3.	705	1999 / 65	10.85
4.	704	1985 / 66	10.66
5.	697	2010 / 64	10.89
	697	2004 / 69	10.10
7.	686	1989 / 67	10.24
8.	666	1998 / 59	11.29
9.	655	1996 / 59	11.10
10.	643	2005 / 61	10.54

Doubles

Game: 11, Texas Tech - 4/13/85

Season:

Rank	Total	Year / Games	Avg./Gm
1.	172	1987 / 68	2.53
2.	168	1997 / 56	3.00
3.	153	1999 / 65	2.35
4.	142	1998 / 59	2.41
	142	1989 / 67	2.12
6.	139	1985 / 66	2.11
7.	135	2007 / 64	2.11
8.	133	2005 / 61	2.18
9.	130	2010 / 64	2.03
10.	127	1996 / 59	2.15

Triples

Game: 5, 3x, last vs. Memphis - 2/20/87

Season:

Rank	Total	Year / Games	Avg./Gm
1.	40	1979 / 64	.325
2.	38	1994 / 57	.667
	38	1987 / 68	.559
	38	1983 / 65	.585
5.	35	1989 / 67	.522
	35	1980 / 66	.530
7.	34	1993 / 59	.576
	34	1990 / 62	.548
	34	1984 / 56	.607
	34	1985 / 66	.515

Home Runs

Game: 9, Grambling State - 6/4/10

Season:

Rank	Total	Year / Games	Avg./Gm
1.	92	2010 / 64	1.44
2.	84	1999 / 65	1.29
3.	80	2009 / 65	1.23
	80	1997 / 56	1.43
5.	77	2008 / 58	1.32
6.	75	2007 / 64	1.17
7.	74	1985 / 66	1.15
8.	71	1998 / 59	1.20
9.	70	1987 / 68	1.03
10.	64	2006 / 60	1.07
	64	1988 / 62	1.03

RBI

Game: 30, S. Carolina - 3/30/97, Saint Louis - 4/7/10

Season:

Rank	Total	Year / Games	Avg./Gm
1.	525	1997 / 56	9.38
2.	498	1987 / 68	7.32
3.	473	1999 / 65	7.28
4.	470	1985 / 66	7.12
5.	459	1998 / 59	7.78
6.	449	2010 / 64	7.01
7.	433	2007 / 64	6.77
8.	420	1996 / 59	7.12
9.	417	1988 / 62	6.73
10.	416	1986 / 60	6.93



Arkansas set a team record with nine home runs in its 19-7 win over Grambling State in the 2010 NCAA Fayetteville Regional, including a career-high three homers from Brett Eibner.

ARKANSAS BASEBALL

2015 RAZORBACKS

FACILITIES

2014 REVIEW

HISTORY

THE UNIVERSITY



The 2013 Arkansas pitching staff finished the season with a school-record 1.89 team ERA, led by Ryne Stanek's 1.39 ERA, which ranked as the third-lowest single-season ERA in school history.

Walks

Game: 19, vs. Alabama A&M - 3/12/13
Season:

Rank	Total	Year / Games	Avg./Gm
1.	361	1985 / 66	5.47
2.	355	1987 / 68	5.22
3.	325	1999 / 65	5.00
4.	309	1990 / 62	4.98
5.	304	2004 / 69	4.41
6.	301	1988 / 62	4.85
7.	290	1989 / 67	4.33
	290	1983 / 65	4.46
9.	288	2007 / 64	4.50
10.	280	1992 / 57	4.91

Total Bases

Season:

Rank	Total	Year / Games	Avg./Gm
1.	1198	1987 / 68	17.62
2.	1189	1997 / 56	21.23
3.	1133	1985 / 66	17.17
4.	1125	2010 / 64	17.58
5.	1124	1999 / 65	17.29
6.	1047	1998 / 59	17.75
7.	1012	1989 / 67	15.10
8.	1008	2007 / 64	15.75
9.	1004	2004 / 69	14.55
10.	985	1988 / 62	15.89

Strikeouts

Game: 25, Auburn - 5/19/94
Season:

Rank	Total	Year / Games	Avg./Gm
1.	518	2009 / 65	7.97
2.	482	2007 / 64	7.53
3.	462	2002 / 63	7.33
4.	454	2006 / 60	7.57
5.	451	2004 / 69	6.54
6.	445	2012 / 68	6.54
7.	441	2011 / 62	7.11
	441	1999 / 65	6.78
9.	439	2008 / 58	7.57
10.	423	2010 / 64	6.61

Stolen Bases

Game: 12, Central Missouri State - 2/28/92
Season:

Rank	Total	Year / Games	Avg./Gm
1.	155	1983 / 65	2.38
2.	142	1982 / 57	2.49
3.	136	1999 / 65	2.09
4.	133	1995 / 61	2.18
5.	123	1987 / 68	1.81
6.	122	2011 / 62	1.97
7.	119	1994 / 57	2.09
8.	117	1990 / 62	1.89
9.	115	1993 / 59	1.95
	115	1989 / 67	1.72

Slugging Percentage

Season:

Rank	Total	Year / Games
1.	.561	1997 / 56
2.	.527	1987 / 68
3.	.517	1985 / 66
4.	.504	1984 / 56
5.	.496	1998 / 59
6.	.494	2010 / 64
7.	.488	1988 / 62
8.	.486	1990 / 62
9.	.485	1986 / 60
10.	.481	1999 / 65

Sacrifice Hits

Season:

Rank	Total	Year / Games
1.	56	2011 / 62
2.	54	2014 / 54
3.	52	2013 / 61
4.	48	2012 / 68
	48	2004 / 69
6.	45	1995 / 61
	45	1982 / 57
8.	44	1987 / 68
9.	43	2009 / 65
10.	42	1976 / 47

Sacrifice Flies

Season:

Rank	Total	Year / Games
1.	42	1995 / 61
2.	40	1986 / 60
3.	37	1991 / 62
	37	1989 / 67
5.	36	2014 / 36
6.	34	2007 / 64
	34	2004 / 69
8.	32	2005 / 61
	32	1988 / 62
10.	31	2012 / 68
	31	1998 / 59
	31	1987 / 68

Hit By Pitch

Season:

Rank	Total	Year / Games
1.	107	2007 / 64
2.	94	2003 / 57
3.	93	2010 / 64
4.	90	1999 / 65
5.	89	2002 / 63
6.	85	2014 / 65
7.	74	2005 / 61
8.	72	2000 / 64
9.	68	2004 / 69
	68	1998 / 59

PITCHING

Innings Pitched

Game: 17.0, Auburn - 5/19/94

Season:

Rank	Total	Year / Games
1.	621.1	2004 / 69
2.	613.0	2012 / 68
3.	580.0	2009 / 65
4.	578.0	1999 / 65
5.	576.0	1989 / 67
6.	575.1	2014 / 65
7.	574.2	2010 / 64
8.	569.0	2007 / 64
9.	567.1	1987 / 68
10.	565.0	2002 / 63

ERA (Lowest)

Rank	Total	Year / Games
1.	1.89	2013 / 61
2.	2.63	2014 / 65
3.	2.74	1976 / 47
4.	2.83	2012 / 68
5.	2.84	1977 / 51
6.	2.96	1971 / 41
7.	3.00	1982 / 57
	3.00	1968 / 28
9.	3.02	1979 / 64
10.	3.18	1973 / 31

A II TEAM RECORDS

ARKANSAS BASEBALL

ERA (Highest)

Rank	Total	Year / Games
1.	6.27	2000 / 54
2.	6.20	1997 / 56
3.	5.90	1992 / 57
4.	5.43	1988 / 62
5.	5.28	1998 / 59
6.	5.12	1999 / 65
7.	5.05	1994 / 57
8.	4.92	2008 / 58
9.	4.75	1995 / 61
10.	4.67	2009 / 65

Strikeouts

Game: 18, Missouri State - 3/25/09

Season:

Rank	Total	Year / Games	Avg./Gm
1.	565	2007 / 64	8.83
2.	554	1999 / 65	8.63
3.	551	2010 / 64	8.61
4.	534	2012 / 68	7.85
5.	511	2009 / 65	7.86
6.	506	1995 / 61	8.49
7.	496	1987 / 68	7.87
8.	495	1989 / 67	7.73
9.	480	1998 / 59	8.30
10.	477	2013 / 61	7.82

Walks

Game: 14, Oklahoma State - 4/4/89

Season:

Rank	Total	Year / Games	Avg./Gm
1.	315	1987 / 68	5.00
2.	314	1988 / 62	5.56
3.	297	1999 / 65	4.62
4.	295	1994 / 57	5.13
5.	290	1985 / 66	4.78
6.	287	1980 / 66	5.16
7.	275	1979 / 64	4.91
8.	264	1995 / 61	4.43
9.	263	2000 / 54	4.97
10.	254	1982 / 57	5.11

Runs Allowed

Game: 25, Oklahoma State - 1948

Season:

Rank	Total	Year / Games	Avg./Gm
1.	416	2000 / 54	7.86
2.	405	1997 / 56	7.44
3.	397	1999 / 65	6.18
4.	366	1998 / 59	6.33
5.	363	2009 / 65	5.58
6.	355	1994 / 57	6.18
7.	353	1992 / 57	6.60
8.	348	1988 / 62	6.16
9.	344	2008 / 58	5.93
	344	1987 / 68	5.46

2015 RAZORBACKS

FACILITIES

2014 REVIEW

HISTORY

THE UNIVERSITY

Earned Runs Allowed

Season:

Rank	Total	Year / Games	Avg./Gm
1.	338	1997 / 56	6.21
2.	332	2000 / 54	6.27
3.	329	1999 / 65	5.12
4.	316	1992 / 67	5.90
5.	307	1988 / 62	5.43
6.	305	1998 / 57	5.28
7.	301	2009 / 65	4.63
8.	290	1994 / 57	5.05
9.	283	2008 / 58	4.88
	283	1995 / 61	4.75

Hits Allowed

Season:

Rank	Total	Year / Games	Avg./Gm
1.	686	2004 / 69	9.93
2.	624	2002 / 63	9.94
3.	595	2009 / 65	9.15
4.	590	1987 / 68	9.36
5.	581	1997 / 56	10.67
6.	579	1999 / 65	9.02
7.	568	2000 / 54	10.73
8.	567	1985 / 66	9.34
9.	562	1994 / 57	9.78
10.	558	2010 / 64	8.72

Complete Games

Season:

Rank	Total	Year / Games
1.	34	1980 / 66
2.	32	1979 / 64
3.	30	1982 / 57
4.	29	1974 / 43
5.	27	1976 / 47
6.	21	1981 / 52
7.	18	1973 / 31
8.	16	1984 / 56
9.	15	1992 / 57
	15	1970 / 32

Shutouts

Season:

Rank	Total	Year / Games
1.	13	1977 / 51
2.	10	2014 / 65
	10	2012 / 68
4.	9	1980 / 66
	9	1979 / 64
	9	1978 / 44
	9	1976 / 47
8.	8	2013 / 61
	8	1986 / 60
10.	7	2007 / 64
11.	6	2011 / 62
	6	1989 / 67
	6	1982 / 57

Saves

Season:

Rank	Total	Year / Games
1.	20	2011 / 62
2.	19	2013 / 61
	19	2006 / 60
4.	17	2012 / 68
	17	1989 / 67
6.	16	2009 / 65
	16	2004 / 69
	16	1987 / 68
9.	15	1995 / 61
	15	1990 / 62

Consecutive Shutouts

4 - 1980 (March 15-16 - 2 DHs)



Barrett Astin was a part of four shutouts for the Arkansas pitching staff during the 2012 season. The Razorbacks finished the season with 10 shutouts, the second-highest single-season total in school history.

TEAM FIELDING

Percentage

Season: .974 - 1989

Assists

Game: 24, Auburn - 5/19/94

Season: 746 - 2012

Putouts

Game: 51, Auburn - 5/19/94

Season: 1839 - 2012

Errors

Game: 7, 4x, last vs. Louisiana Tech - 3/20/01

Season: 115 - 1983

Double Plays

Game: 4, 19 times; last time vs. Bryant - 6/2/13

Season: 77 - 1985

Triple Plays

Game: 1, 3 times

1B Dominic Ficociello to SS Tim Carver at Mississippi State, 3/25/12;

2B Mark Burnett to SS Joe Jester to 1B Rodney Nye vs. Auburn (SEC Tournament), 5/17/98;

2B Brett Harrison to SS Jim Ward to 1B Ralph Kraus vs. Texas (1983 SWC Tournament)

TEAM MISCELLANEOUS

Longest Game, innings

17 innings, Auburn - 5/19/94

Longest Game, time

5:57, vs Texas A&M (16 innings) - 5/5/89

Most Runs, combined

40, Arkansas 32, Saint Louis 8 - 4/7/10

Most Runners Left on Base

19, vs. Tennessee - 4/20/02

Most Wins

Season: 51 - 1985, 1987, 1989

Most Losses

Season: 30 - 2000

Most Consecutive Wins

18 - 2/7/96-3/5/96

Most Consecutive Losses

8 - 4/21/93-5/1/93; 3/24/00-4/9/00

Most Consecutive SEC Wins

10 - 3/21/99-4/11/99

Most Consecutive SEC Losses

18 - 3/12/00-4/28/00

Most Wins to Start Season

18 - 2/7/96-3/5/96

Most SEC Wins

22 - 1999

Most SEC Losses

20 - 2000

ATTENDANCE

Home Game

(Regular Season - tickets sold)

11,742 vs. Auburn - 4/26/14

(Regular Season - actual)

11,103 vs. LSU - 4/9/11

Home Series

(Regular season - tickets sold)

30,724 vs. LSU (three dates) - 4/12/13-4/14/13

(Regular season - actual)

29,931 vs. LSU (three dates) - 5/4/07 - 5/6/07

Home Total Season

Tickets sold | 292,734 (38 dates) - 2010

Actual | 232,218 (38 dates) - 2010

Home Average Season

Tickets sold | 8,335 (30 dates) - 2013

Actual | 6,111 (38 dates) - 2010

NCAA Postseason Game

10,027 vs. Florida State - 6/12/04

(NCAA Super Regional at Fayetteville, Ark.)

Attendance: All Games

23,980 vs. Kent State - 6/6/12

(College World Series)

ARKANSAS BASEBALL

2015 RAZORBACKS

FACILITIES

2014 REVIEW

HISTORY

THE UNIVERSITY



Arkansas has finished in the top five nationally in attendance each of the last 10 years, including in 2014 when the Razorbacks ranked second nationally with an average attendance of 8,234 fans per game, including the largest crowd in Baum Stadium history with 11,742 tickets sold against Auburn on April 26.

INDIVIDUAL BATTING

ARKANSAS BASEBALL

Games

Season: 68, Haas Pratt, Casey Rowlett - 2004
 Career: 246, Danny Hamblin - 2004-07

Batting Average

Season: .429, Zack Cox - 2010
 Career: .377, Matt Erickson - 1995-97

At Bats

Game: 9, Scott Pose, Greg D'Alexander vs. Texas A&M - 5/5/89
 Season: 269, Rodney Nye - 1999
 Career: 940, Danny Hamblin - 2004-07

2015 RAZORBACKS

Runs

Game: 6, Jeremy Jackson vs. Northeastern (Okla.) State - 4/16/97;
 Todd Zacher vs. Western Michigan - 2/28/81
 Season: 87, Eric Hinske - 1997
 Career: 241, Ryan Lundquist - 1996-99

Hits

Game: 6, Jeremy Jackson vs. Northeastern (Okla.) State - 4/16/97;
 Jason McConnell vs. Vanderbilt - 3/16/97;
 Kenderick Moore vs. Alabama - 5/20/95;
 Jeff King vs. Houston - 4/14/84
 Season: 102, Zack Cox - 2010
 Career: 288, Ryan Lundquist - 1996-99

FACILITIES

Doubles

Game: 4, Rodney Nye vs. Louisiana Tech - 3/31/98
 Season: 28, Jim Kremers - 1987
 Career: 68, Ryan Lundquist - 1996-99

Triples

Game: 2, by many; last by Ryan Fox vs. UGA - 4/6/03
 Season: 12, Troy Eklund - 1989; Johnny Ray - 1979
 Career: 20, Ty Bilderback - 1992-95

2014 REVIEW

Home Runs

Game: 3, Brett Eibner vs. Grambling State - 6/4/10;
 Tim Smalling at Ole Miss - 4/26/08;
 Aaron Murphree vs. Siena - 3/7/08;
 Danny Hamblin vs. Oral Roberts - 4/12/05;
 Rodney Nye at South Carolina - 5/16/99;
 Ryan Lundquist vs. Central Missouri State - 3/4/97;
 Scott Epps vs. SMS - 4/30/92;
 Kevin McReynolds vs. TCU - 4/27/80;
 Greg Snowden vs. Rice - 1974
 Season: 24, Ryan Lundquist - 1997
 Career: 57, Danny Hamblin - 2004-07

RBI

Game: 9, Ryan Lundquist vs. Central Missouri State - 3/4/97
 Season: 82, Jeff King - 1985
 Career: 232, Ryan Lundquist - 1996-99

HISTORY

Walks

Game: 5, Jake Dugger vs. Alabama - 5/5/06;
 Jim Kremers vs. Northwest Missouri State - 3/4/85
 Season: 68, Scott Loseke - 1983
 Career: 163, Jake Dugger - 2004-07

Strikeouts

Game: 5, Ty Bilderback, Jeff Parsons vs. Auburn - 5/19/94
 Season: 73, Brian Kirby - 1999
 Career: 235, Danny Hamblin - 2004-07

Stolen Bases

Game: 4, four times; last by Logan Forsythe vs. Ole Miss - 5/19/07
 Season: 42, Scott Loseke - 1983
 Career: 95, Kenderick Moore - 1992-96

THE UNIVERSITY



Zack Cox holds the UA single-season record for batting average (.429, 2010) and hits (102, 2010).

Total Bases

Game: 15, Ryan Lundquist vs. Central Missouri St. - 3/4/97
 Season: 190, Ryan Lundquist - 1997
 Career: 538, Ryan Lundquist - 1996-99

Extra-Base Hits

Game: 4, Brett Eibner vs. Grambling State - 6/4/10;
 Andy Wilkins at Oklahoma - 5/30/09;
 Danny Hamblin at Oral Roberts - 4/12/05;
 Rodney Nye vs. Louisiana Tech - 3/31/98;
 Ryan Lundquist vs. Central Missouri St. - 3/4/97;
 Greg D'Alexander vs. Indiana State - 4/1/90;
 Kirk Piskor vs. Wis.-Oshkosh - 3/19/90;
 Ralph Kraus vs. TCU - 4/19/85
 Season: 50, Andy Skeels - 1987
 Career: 131, Ryan Lundquist - 1996-99

Slugging Percentage

Season: .819, Ryan Lundquist - 1997
 Career: .694, Jeff King - 1984-86

Hit By Pitch

Game: 3, Collin Kuhn vs. Georgia - 4/18/10
 Judd Kindle vs. Kansas St. - 3/10/03;
 Jack Welsh vs. Florida - 3/25/00, vs. Centenary - 3/1/00
 Season: 25, Collin Kuhn - 2010
 Career: 53, Collin Kuhn - 2009-11

Sacrifice Hits

Game: 2, by many; last by Brett McAfee at UK - 5/4/13
 Season: 15, Joe Serrano - 2013
 Career: 36, Jeff Houck - 1990-93

Sacrifice Flies

Game: 2, 11 times; last by Jacob Morris at Alabama - 4/5/13
 Season: 12, Greg D'Alexander - 1989
 Career: 20, Greg D'Alexander - 1987-90

INDIVIDUAL PITCHING

Wins

Season: 13, Steve Krueger - 1980; Rich Erwin - 1979
 Career: 34, Scott Tabor - 1979-82

Appearances

Season: 36, Phillip Stidham - 1989, 1991
 Career: 105, Phillip Stidham - 1989-91

Innings Pitched

Game: 11.2, Charlie Corbell vs. Rice - 1983
 Season: 124.0, Nick Schmidt - 2007; Rich Erwin - 1979
 Career: 383.1, Charley Boyce - 2003-06

Strikeouts

Game: 17, Jess Todd vs. South Carolina (SEC Tournament) - 5/24/07
 Season: 155, David Walling - 1999
 Career: 345, Nick Schmidt - 2005-07

Walks

Game: 9, John Cebuhar vs. Missouri - 4/27/88;
 Steve Parker vs. Rice - 3/15/86
 Season: 73, John Cebuhar - 1987
 Career: 165, Barry Lunney - 1993-97

ERA

Season: 0.74, Michael Gunn - 2014
 Career: 1.62, Phillip Stidham - 1989-91

Saves

Season: 13, Colby Suggs - 2013
 Career: 33, Phillip Stidham - 1989-91

Games Started

Season: 20, DJ Baxendale - 2012
 Career: 55, Charley Boyce - 2003-06

Complete Games

Season: 11, Steve Krueger - 1979, 1980
 Career: 28, Scott Tabor - 1979-82

INDIVIDUAL FIELDING

Putouts

Game: 20, Andy Wilkins vs. Washington St. - 5/29/09
 Season: 627, Dominic Ficociello - 2012
 Career: 1,301, Danny Hamblin - 2004-07

Assists

Game: 10, 2x, last - Bo Bigham vs. Vanderbilt - 3/26/11
 Season, infielder: 197, Tim Carver - 2012
 Season, outfielder: 11, Jay Carpenter - 1988
 11, Tyler Spoon - 2014
 Career: 539, Tim Thomas - 1989-92

Errors

Game: 4, Chris Shaddy vs. TCU - 4/27/80
 Season: 28, Jason McConnell - 1996
 Career: 57, Allen Williams - 1991-94

INDIVIDUAL MISCELLANEOUS

Longest Hit Streak

30 games, Randy Bobb - 1987

Consecutive Hits

10, Craig Gentry - 2005

Consecutive Steals

37, Chris Clark - 1994-97

Fewest Strikeouts (min. 200 AB)

6, Keith Longoria (202 AB) - 1982

Consecutive Strikeouts (start game)

9, Jess Todd - vs. South Carolina - 5/24/07

Consecutive Batters Retired

20, Richie Nye vs. Iowa State - 1996
 Tim Deitz vs. Texas A&M - 1983

Consecutive Scoreless Innings Pitched

29.0, David Walling - 1998

Fewest Walks (season, min. 30 IP)

5, Jarrett Gardner (93.1 IP) - 2003

Fewest Hits (season, min. 30 IP)

12, Bill Bakewell (31 IP), 1977

Fewest Runs (season, min. 30 IP)

4, Michael Gunn (36.2 IP) - 2014

Fewest Earned Runs (season, min. 30 IP)

3, Michael Gunn (36.2 IP) - 2014

Most Defeats (season)

10, Charley Boyce - 2005

Longest Relief Appearance

9.0 IP, Les Lancaster vs. Oral Roberts - 5/9/82

Best Win Pct. by Pitcher (min. 10 decisions)

1.000, Steve Krueger (13-0) - 1980



Craig Gentry patrolled the Razorbacks' outfield in 2005 and 2006. He set the Arkansas record for most consecutive hits with 10 in 2005.



DJ Baxendale set the Arkansas single-season record with 20 starts in the 2012 season.

ARKANSAS BASEBALL

2015 RAZORBACKS

FACILITIES

2014 REVIEW

HISTORY

THE UNIVERSITY



II CAREER BATTING RECORDS

ARKANSAS BASEBALL

GAMES			
GMS	Player	Years	
1.	246	Danny Hamblin	2004-07
2.	242	Kenderick Moore	1992-96
3.	239	Jake Dugger	2004-07
4.	236	Jeff Houck	1990-93
5.	234	Don Thomas	1986-89
6.	232	Ryan Lundquist	1996-99
7.	228	Brian Kirby	1998-01
8.	226	Ralph Kraus	1983-86
9.	223	Greg D'Alexander	1987-90
	223	Troy Eklund	1986-89

DOUBLES			
2B	Player	Years	
1.	68	Ryan Lundquist	1996-99
2.	62	Matt Erickson	1995-97
3.	61	Danny Hamblin	2004-07
4.	60	Allen Williams	1991-94
5.	58	Brian Kirby	1998-01
	58	Jim Kremers	1985-88
	58	Ralph Kraus	1983-86
8.	56	Greg D'Alexander	1987-90
	56	Jeff King	1984-86
10.	55	Eric Hinske	1996-98
	55	John Hennell	1978-81

RBI			
RBI	Player	Years	
1.	233	Ryan Lundquist	1996-99
2.	219	Danny Hamblin	2004-07
3.	204	Jeff King	1984-86
4.	184	Greg D'Alexander	1987-90
5.	180	Troy Eklund	1986-89
6.	173	Eric Hinske	1996-98
	173	Jim Kremers	1985-88
8.	165	Andy Wilkins	2008-10
	165	Brian Kirby	1998-01
10.	159	Jake Dugger	2004-07

STRIKEOUTS			
K	Player	Years	
1.	235	Danny Hamblin	2004-07
2.	224	Brian Kirby	1998-01
3.	211	Jake Dugger	2004-07
4.	168	Ryan Lundquist	1996-99
5.	161	Brett Eibner	2008-10
6.	151	Matt Vinson	2010-13
	151	Ryan Fox	2001-03
8.	146	Collin Kuhn	2009-11
9.	138	Jack Welsh	1997-00
10.	137	Tim Thomas	1989-92

2015 RAZORBACKS

BATTING AVG (MIN. 300 AB)			
AVG	Player	Years	
1.	.377	Matt Erickson	1995-97
2.	.373	Dave Patterson	1985-86
3.	.372	Jeff King	1984-86
4.	.358	Andy Skeels	1986-87
5.	.356	Randy Bobb	1987-88
6.	.355	Zack Cox	2009-10
7.	.350	Jeff Hoefler	2000-01
8.	.349	Mark Johnson	1990-91
9.	.348	Ryan Hinske	1996-98
10.	.343	Scott Loseke	1982-83

TRIPLES			
3B	Player	Years	
1.	20	Ty Bilderback	1992-95
2.	19	Allen Williams	1991-94
3.	18	Norm Roberts	1982-85
4.	17	Troy Eklund	1986-89
	17	Ralph Kraus	1983-86
6.	15	Jason McConnell	1995-97
7.	14	Scott Epps	1989-92
	14	Kevin McReynolds	1979-81
	14	Johnny Ray	1978-79
10.	13	Kenderick Moore	1992-96
	13	Bubba Carpenter	1988-91
	13	John Hennell	1978-81

TOTAL BASES			
TB	Player	Years	
1.	538	Ryan Lundquist	1996-99
2.	522	Danny Hamblin	2004-07
3.	443	Jeff King	1984-86
4.	416	Greg D'Alexander	1987-90
5.	400	Kenderick Moore	1992-96
	400	Ralph Kraus	1983-86
7.	399	Allen Williams	1991-94
8.	394	Jake Dugger	2004-07
9.	388	Brian Kirby	1998-01
10.	386	Troy Eklund	1986-89

SACRIFICE HITS			
SH	Player	Years	
1.	36	Jeff Houck	1990-93
2.	28	Joe Serrano	2012-Present
3.	24	Tim Carver	2009-12
4.	22	Scott Hode	2002-05
5.	18	Jacob Morris	2011-13
	18	Scott Bridges	2002-05
	18	Tim Thomas	1989-92
	18	Don Thomas	1986-89
9.	17	James McCann	2009-11
	17	Allen Williams	1991-94

FACILITIES

AT BATS			
AB	Player	Years	
1.	940	Danny Hamblin	2004-07
2.	880	Kenderick Moore	1992-96
3.	874	Ryan Lundquist	1996-99
4.	863	Jake Dugger	2004-07
5.	776	Scott Hode	2002-05
6.	770	Jeff Houck	1990-93
7.	769	Allen Williams	1991-94
8.	766	Brian Kirby	1998-01
9.	759	Jack Welsh	1997-00
10.	756	Bo Bigham	2009-12
	756	Tim Carver	2009-12

HOME RUNS			
HR	Player	Years	
1.	57	Danny Hamblin	2004-07
2.	56	Ryan Lundquist	1996-99
3.	42	Brett Eibner	2008-10
	42	Andy Wilkins	2008-10
	42	Jeff King	1984-86
6.	39	Brian Kirby	1998-01
7.	35	Rodney Nye	1998-99
	35	Greg D'Alexander	1987-90
9.	34	Jake Dugger	2004-07
10.	33	Ryan Fox	2001-03
	33	Kevin McReynolds	1979-81

EXTRA-BASE HITS			
EBH	Player	Years	
1.	131	Ryan Lundquist	1996-99
2.	121	Danny Hamblin	2004-07
3.	110	Jeff King	1984-86
4.	98	Brian Kirby	1998-01
5.	97	Allen Williams	1991-94
	97	Greg D'Alexander	1987-90
7.	96	Ralph Kraus	1983-86
8.	93	Troy Eklund	1986-89
9.	91	Eric Hinske	1996-98
10.	88	Jim Kremers	1985-88

SACRIFICE FLIES			
SF	Player	Years	
1.	20	Greg D'Alexander	1987-90
2.	18	Jeff King	1984-86
3.	16	Danny Hamblin	2004-07
4.	15	Kenderick Moore	1992-96
	15	Allen Williams	1991-94
6.	13	Jack Welsh	1997-00
	13	Troy Eklund	1986-89
8.	12	Dominic Ficociello	2011-13
	12	Scott Hode	2002-05
	12	Eric Hinske	1996-98
	12	Kyle Harris	1992-94

2014 REVIEW

HITS			
Hits	Player	Years	
1.	288	Ryan Lundquist	1996-99
2.	284	Danny Hamblin	2004-07
3.	282	Kenderick Moore	1992-96
4.	260	Matt Erickson	1995-97
5.	247	Allen Williams	1991-94
6.	245	Ralph Kraus	1983-86
7.	243	Greg D'Alexander	1987-90
8.	242	Jake Dugger	2004-07
9.	237	Jeff King	1984-86
10.	229	Jack Welsh	1997-00

SLUGGING PERCENTAGE			
SLG	Player	Years	
1.	.695	Jeff King	1984-86
2.	.681	Andy Skeels	1986-87
3.	.642	Kevin McReynolds	1979-81
4.	.632	Rodney Nye	1998-99
5.	.616	Ryan Lundquist	1996-99
6.	.608	Eric Hinske	1996-98
7.	.589	Andy Wilkins	2008-10
8.	.587	Brett Eibner	2008-10
	.587	Norm Roberts	1982-85
10.	.586	Zack Cox	2009-10

STOLEN BASES			
SB	Player	Years	
1.	95	Kenderick Moore	1992-96
2.	72	Scott Bridges	2002-05
3.	71	Allen Williams	1991-94
4.	68	Scott Pose	1987-89
5.	65	Jeff Houck	1990-93
6.	63	Jeff Parsons	1993-95
7.	57	Scott Loseke	1982-83
8.	50	Collin Kuhn	2009-11
	50	Scott Bridges	2002-05
	50	Jack Welsh	1997-00

HIT BY PITCH			
HBP	Player	Years	
1.	53	Collin Kuhn	2009-11
2.	52	Jack Welsh	1997-00
3.	48	Ryan Lundquist	1996-99
4.	34	Kenderick Moore	1992-96
5.	33	Joe Jester	1997-99
6.	32	Brady Toops	2002-04
7.	30	Brian Anderson	2012-14
8.	29	Casey Coon	2007-08
	29	Scott Bridges	2002-05
10.	28	Jake Dugger	2004-07

HISTORY

SINGLES			
1B	Player	Years	
1.	209	Kenderick Moore	1992-96
2.	183	Matt Erickson	1995-97
3.	176	Jeff Houck	1990-93
4.	174	Bo Bigham	2009-12
5.	165	Jack Welsh	1997-00
6.	163	Danny Hamblin	2004-07
7.	162	Jake Dugger	2004-07
8.	161	Tim Carver	2009-12
9.	157	Ben Tschepikow	2005-09
	157	Clay Goodwin	2002-05
	157	Ryan Lundquist	1996-99

RUNS			
Runs	Player	Years	
1.	241	Ryan Lundquist	1996-99
2.	212	Jack Welsh	1997-00
3.	204	Kenderick Moore	1992-96
4.	202	Danny Hamblin	2004-07
5.	193	Allen Williams	1991-94
6.	188	Matt Erickson	1995-97
7.	182	Jake Dugger	2004-07
	182	Troy Eklund	1986-89
9.	178	Eric Hinske	1996-98
	178	Jeff King	1984-86

WALKS			
BB	Player	Years	
1.	163	Jake Dugger	2004-07
2.	156	Tim Thomas	1989-92
3.	129	Allen Williams	1991-94
4.	121	Danny Hamblin	2004-07
	121	Bubba Carpenter	1988-91
6.	120	Jeff Houck	1990-93
7.	112	Andy Wilkins	2008-10
8.	110	Scott Pose	1987-89
9.	106	Jeff Parsons	1993-95
10.	104	Jim Kremers	1985-88
	104	Jeff King	1984-86
	104	Ralph Kraus	1983-86

THE UNIVERSITY

SEASON BATTING RECORDS II



GAMES PLAYED		
Gms	Player	Year
1.	68	Haas Pratt 2004
	68	Casey Rowlett 2004
3.	67	Tim Carver 2012
	67	Dominic Ficociello 2012
	67	Matt Reynolds 2012
	67	Jake Dugger 2004
	67	Jim Kremers 1987
	67	Andy Skeels 1987
	67	Kelly Zane 1987
10.	66	Greg D'Alexander 1989
	66	Troy Eklund 1989
	66	Scott Pose 1989

BATTING AVG (MIN. 95 AB)		
AVG	Player	Year
1.	.429	Zack Cox 2010
2.	.425	Jeremy Jackson 1997
3.	.417	Bill Dorothy 1969
4.	.398	Matt Erickson 1997
5.	.397	Ryan Lundquist 1997
	.397	Ralph Kraus 1986
7.	.393	Jim Kremers 1987
8.	.391	Matt Erickson 1996
9.	.387	Greg D'Alexander 1990
	.387	Dave Patterson 1986

AT BATS		
AB	Player	Year
1.	269	Rodney Nye 1999
2.	264	Tim Carver 2012
3.	263	Joe Jester 1999
4.	262	Ryan Lundquist 1999
5.	259	Collin Kuhn 2010
6.	258	Haas Pratt 2004
7.	255	Jason McConnell 1996
8.	254	Jeff King 1985
9.	253	Danny Hamblin 2004
10.	252	Dominic Ficociello 2012
	252	Kenderick Moore 1995

HITS		
Hits	Player	Year
1.	102	Zack Cox 2010
2.	97	Matt Erickson 1996
3.	94	Matt Erickson 1997
	94	Jeremy Jackson 1997
	94	Jim Kremers 1987
6.	93	Jeff King 1985
7.	92	Ryan Lundquist 1997
8.	91	Andy Skeels 1987
	91	Ralph Kraus 1986
	91	Dave Patterson 1986

SINGLES		
1B	Player	Year
1.	78	Zack Cox 2010
2.	68	Matt Erickson 1996
3.	67	Tom Pagnozzi 1983
4.	66	Scott Pose 1989
	66	Dave Patterson 1986
	66	Dave Patterson 1985
7.	64	Jason McConnell 1996
8.	62	Tim Carver 2012
9.	60	Casey Rowlett 2004
	60	Matt Erickson 1997
	60	Kenderick Moore 1995
	60	Kirk Piskor 1990
	60	Greg D'Alexander 1989

DOUBLES		
2B	Player	Year
1.	28	Jim Kremers 1987
2.	27	Eric Hinske 1998
	27	Matt Erickson 1997
	27	Ralph Kraus 1986
5.	26	Jeff King 1985
6.	25	Andrew Wishy 2003
	25	Andy Skeels 1987
8.	24	Rodney Nye 1998
	24	Matt Erickson 1996
	24	Kelly Zane 1987

TRIPLES		
3B	Player	Year
1.	12	Troy Eklund 1989
	12	Johnny Ray 1979
3.	9	Bob Hughes 1994
4.	8	Kirk McConnell 2002
	8	Jeremy Jackson 1997
	8	Scott Loseke 1983
	8	Kevin McReynolds 1979
	8	Stan Ley 1971
	8	David Marshall 1971
10.	7	Jason McConnell 1996
	7	Ty Bilderback 1994
	7	Andy Skeels 1987
	7	Ralph Kraus 1986
	7	Norm Roberts 1985
	7	Chris Shaddy 1981

HOME RUNS		
HR	Player	Year
1.	24	Ryan Lundquist 1997
2.	22	Brett Eibner 2010
	22	Danny Hamblin 2007
4.	20	Rodney Nye 1999
5.	19	Andy Wilkins 2009
	19	Ryan Fox 2003
7.	18	Andy Skeels 1987
8.	17	Danny Hamblin 2006
	17	Michael Conner 2002
	17	Eric Hinske 1997
	17	Jeff King 1986
	17	Jeff King 1985
	17	Kevin McReynolds 1980

SLUGGING PCT (MIN. 150 AB)		
SLG	Player	Year
1.	.819	Ryan Lundquist 1997
2.	.802	Jeff King 1986
3.	.763	Andy Skeels 1987
4.	.734	Ralph Kraus 1986
5.	.723	Kevin McReynolds 1980
6.	.718	Brett Eibner 2010
7.	.701	Jeremy Jackson 1997
	.701	Jeff King 1985
9.	.689	Greg D'Alexander 1990
10.	.685	Norm Roberts 1985

RUNS		
Runs	Player	Year
1.	87	Eric Hinske 1997
2.	86	Matt Erickson 1997
3.	83	Ryan Lundquist 1997
4.	78	Jason McConnell 1996
5.	76	Joe Jester 1999
6.	72	Dave Patterson 1986
7.	71	Jason McConnell 1997
	71	Scott Loseke 1983
9.	70	Andy Skeels 1987
10.	69	Matt Erickson 1996
	69	Mark Johnson 1991
	69	Kelly Zane 1987

RBI		
RBI	Player	Year
1.	82	Jeff King 1985
2.	78	Rodney Nye 1999
	78	Ryan Lundquist 1997
4.	76	Eric Hinske 1997
	76	Jim Kremers 1987
	76	Andy Skeels 1987
7.	72	Jeremy Jackson 1997
8.	71	Brett Eibner 2010
	71	Casey Coon 2007
	71	Eric Hinske 1998

TOTAL BASES		
TB	Player	Year
1.	190	Ryan Lundquist 1997
2.	184	Andy Skeels 1987
3.	178	Jeff King 1985
4.	168	Ralph Kraus 1986
5.	167	Rodney Nye 1999
6.	161	Collin Kuhn 2010
7.	159	Kevin McReynolds 1980
8.	158	Jim Kremers 1987
9.	155	Brett Eibner 2010
	155	Eric Hinske 1997
	155	Jeremy Jackson 1997

EXTRA-BASE HITS		
EBH	Player	Year
1.	50	Andy Skeels 1987
2.	48	Ryan Lundquist 1997
3.	47	Jeff King 1985
4.	46	Ralph Kraus 1986
5.	42	Jim Kremers 1987
	42	Jeff King 1986
7.	39	Brett Eibner 2010
	39	Rodney Nye 1999
	39	Rodney Nye 1998
10.	38	Collin Kuhn 2010
	38	Eric Hinske 1998

STOLEN BASES		
SB	Player	Year
1.	42	Scott Loseke 1983
2.	35	Joe Jester 1999
	35	Gary Jones 1982
4.	32	Jeff Parsons 1995
5.	29	Kenderick Moore 1996
	29	Allen Williams 1992
7.	28	Ty Bilderback 1995
	28	Scott Pose 1989
9.	27	Jim Ward 1984
10.	26	Kenderick Moore 1995
	26	Mark Johnson 1990
	26	Dan Campbell 1987

WALKS		
BB	Player	Year
1.	68	Scott Loseke 1983
2.	58	Gary Jones 1982
3.	57	Jeff King 1986
4.	54	Tim Thomas 1990
5.	53	Mark Burnett 1999
6.	50	Jake Dugger 2004
7.	49	Chase Leavitt 2009
8.	48	Andy Wilkins 2009
	48	Tim Thomas 1992
10.	46	Logan Forsythe 2008

STRIKEOUTS		
K	Player	Year
1.	73	Brian Kirby 1999
2.	69	Danny Hamblin 2007
3.	65	Zack Cox 2009
4.	62	Danny Hamblin 2006
5.	61	Tim Smalling 2008
	61	Brian Kirby 2000
7.	60	Brett Eibner 2009
	60	Danny Hamblin 2004
9.	56	Jake Dugger 2007
	56	Michael Conner 2002

SACRIFICE HITS		
SH	Player	Year
1.	15	Joe Serrano 2013
2.	11	Jeff Houck 1992
3.	10	Tim Carver 2012
	10	Jacob Morris 2012
	10	Jeff Houck 1993
	10	Ron Moore 1987
7.	9	Brady Toops 2004
	9	Matt Erickson 1995
	9	David Williams 1971
10.	8	Matt Reynolds 2011
	8	Collin Kuhn 2009
	8	Kenderick Moore 1995
	8	Jeff Parsons 1994
	8	Jeff Houck 1991
	8	Tim Thomas 1990
	8	Don Thomas 1988
	8	Dan Lambeth 1982

SACRIFICE FLIES		
SF	Player	Year
1.	12	Greg D'Alexander 1989
2.	9	Eric Hinske 1997
3.	8	Brian Anderson 2014
	8	Jack Welsh 1999
5.	7	Scott Hode 2004
	7	Allen Williams 1994
	7	Kyle Harris 1992
	7	Jeff King 1986
	7	Doyle Wilson 1985
	7	Kevin McReynolds 1979

HIT BY PITCH		
HBP	Player	Year
1.	25	Collin Kuhn 2010
2.	22	Joe Jester 1999
3.	21	Casey Coon 2007
4.	18	Michael Bernal 2014
	18	Michael Conner 2002
	18	Jack Welsh 2000
7.	17	Brady Toops 2004
8.	16	Collin Kuhn 2011
	16	Jack Welsh 1998
10.	15	Brian Anderson 2014
	15	Ryan Fox 2003
	15	Jack Welsh 1999

ARKANSAS BASEBALL

2015 RAZORBACKS

FACILITIES

2014 REVIEW

HISTORY

THE UNIVERSITY



CAREER PITCHING RECORDS

ARKANSAS BASEBALL

APPEARANCES			
APP	Player	Years	
1.	105	Phillip Stidham	1989-91
2.	87	Charley Boyce	2003-06
3.	82	Rob Quarnstrom	1995-98
4.	78	Josh Merryman	2000-03
5.	77	Barrett Astin	2011-13
6.	71	Brandon Moore	2011-13
	71	Wes McCrotty	1998-01
8.	69	Trent Daniel	2011-13
9.	68	DJ Baxendale	2010-12
	68	Mike Bolsinger	2008-10

2015 RAZORBACKS

VICTORIES			
Wins	Player	Years	
1.	34	Scott Tabor	1979-82
2.	30	Charley Boyce	2003-06
3.	28	Nick Schmidt	2005-07
4.	26	Dennis Fletcher	1986-89
5.	25	Brian Cook	1990-93
6.	24	Matt Carnes	1995-97
7.	23	Doug Bennett	1989-91
	23	Kevin Campbell	1984-86
	23	Steve Krueger	1979-80
	23	Rich Erwin	1976-79

FACILITIES

SAVES			
Saves	Player	Years	
1.	33	Phillip Stidham	1989-91
2.	15	Barrett Astin	2011-13
	15	Bill Bakewell	1977-79
4.	14	Tim Deitz	1983-85
5.	13	Colby Suggs	2011-13
	13	Stephen Richards	2007-09
	13	Les Lancaster	1982-84
8.	12	Tim Peters	1986-87
9.	10	DJ Baxendale	2010-12
	10	Jay Sawatski	2003-04

2014 REVIEW

COMPLETE GAMES			
CG	Player	Years	
1.	28	Scott Tabor	1979-82
2.	22	Steve Krueger	1979-80
3.	18	Terry Verhage	1968-71
4.	16	Kevin Campbell	1984-86
5.	15	Matt Carnes	1995-97
6.	14	Rich Erwin	1976-79
	14	Mark McClain	1976-77
	14	Larry Paulsen	1970-73
9.	13	Charlie Corbell	1982-83
10.	10	Brian Cook	1990-93
	10	Warren Hemm	1975-76

HISTORY

GAMES STARTED			
GS	Player	Years	
1.	55	Charley Boyce	2003-06
2.	52	Nick Schmidt	2005-07
3.	49	Randall Fant	2010-13
4.	46	Kevin Campbell	1984-86
	46	Scott Tabor	1979-82
6.	45	Ryne Stanek	2011-13
7.	44	Dennis Fletcher	1986-89
8.	43	Charlie Isaacson	1999-02
9.	42	Barry Lunney	1993-97
	42	Brent Birch	1990-93
	42	Brian Cook	1990-93

THE UNIVERSITY

INNINGS PITCHED			
IP	Player	Years	
1.	383.1	Charley Boyce	2003-06
2.	368	Scott Tabor	1979-82
3.	340.1	Nick Schmidt	2005-07
4.	306	Matt Carnes	1995-97
5.	301.2	Kevin Campbell	1984-86
6.	278.0	Charlie Isaacson	1999-02
7.	272.2	Brent Birch	1990-93
8.	265	Rich Erwin	1976-79
9.	261.2	Ray Harris	1985-88
10.	260	Brian Cook	1990-93

STRIKEOUTS			
K	Player	Years	
1.	345	Nick Schmidt	2005-07
2.	301	Matt Carnes	1995-97
3.	283	David Walling	1998-99
4.	261	Scott Tabor	1979-82
5.	229	Charley Boyce	2003-06
6.	225	Gerald Hannahs	1971-74
7.	223	Mike Oquist	1987-89
8.	219	Charlie Isaacson	1999-02
9.	217	DJ Baxendale	2010-12
10.	216	Rob Quarnstrom	1995-98

WALKS			
BB	Player	Years	
1.	165	Barry Lunney	1993-97
2.	164	Kevin Campbell	1984-86
3.	161	Dennis Fletcher	1986-89
4.	158	Scott Tabor	1979-82
5.	141	John Cebuhar	1987-88
6.	140	Nick Schmidt	2005-07
7.	129	Matt Carnes	1995-97
8.	122	Charlie Isaacson	1999-02
9.	119	Butch Hopkins	1967-69
10.	118	Scott Brocail	1991-94

ERA (MIN. 100 IP)			
ERA	Player	Years	
1.	1.62	Phillip Stidham	1989-91
2.	1.66	Steve Krueger	1979-80
3.	2.05	Jalen Beeks	2013-14
4.	2.11	Barrett Astin	2011-13
5.	2.17	Tim Lollar	1977-78
6.	2.35	David Rhodes	1977-78
7.	2.55	Trey Killian	2013-14
	2.55	Ryne Stanek	2011-13
9.	2.64	Chris Oliver	2012-14
10.	2.67	Scott Tabor	1979-82



Charley Boyce is the Razorbacks' all-time leader in innings pitched and starts.



Nick Schmidt, Brian McLelland and Devin Collis combined for the 12th no-hitter in school history on Feb. 12, 2006 vs. Oklahoma State. Schmidt (above) hurled the first six innings with McLelland pitching the seventh and Collis closing things out in the eighth and ninth innings.

ARKANSAS NO-HITTERS

Player	Opponent	Score	Date
*Rich Erwin	Missouri Southern	0-0	3/12/76
David Rhodes	Northeastern (Okla.) State	2-0	3/1/77
Scott Glanz	North Dakota State	10-1	3/17/82
Tim Deitz	Texas A&M	3-0	4/2/83
#Fred Faust	Southwest Baptist	21-0	3/21/84
+Steve Parker	Texas A&M	10-0	3/29/86
Dennis Fletcher, Tim Sherrill, Tim Peters	St. Louis	9-0	3/11/87
Brian Cook, Brian Dennison	Evangel	10-0	4/2/91
Todd Abbott	Vanderbilt	6-0	4/1/94
Richie Nye	Iowa State	14-0	3/1/96
Scott Roehl	Kansas State	2-0	3/20/01
Nick Schmidt, Brian McLelland, Devin Collis	Oklahoma State	3-0	2/11/06

* - 10.2 IP; # - 5.0 IP; + - 7.0 IP

SEASON PITCHING RECORDS II



APPEARANCES		
APP	Player	Year
1. 36	Phillip Stidham	1991
36	Phillip Stidham	1989
3. 34	Tim Deitz	1985
4. 33	Devin Collis	2006
33	Phillip Stidham	1990
33	Bobby Edwards	1987
7. 32	Barrett Astin	2012
32	Boyd Goodner	2004
32	Les Lancaster	1983
10. 31	Stephen Richards	2009
31	Kevin Vent	1999

VICTORIES		
Wins	Player	Year
1. 13	Steve Krueger	1980
13	Rich Erwin	1979
3. 11	Nick Schmidt	2007
11	Charley Boyce	2005
11	Bobby Edwards	1988
11	John Cebuhar	1987
11	Fred Farwell	1985
11	Scott Tabor	1981
9. 10	Ryne Staneck	2013
10	DJ Baxendale	2011
10	Nick Schmidt	2007
10	Charley Boyce	2004
10	Jay Sawatski	2004
10	David Walling	1999
10	David Walling	1998
10	Matt Carnes	1996
10	Doug Bennett	1990
10	Dennis Fletcher	1989
10	Mike Oquist	1989
10	Kevin Campbell	1985
10	Charlie Corbell	1983
10	Steve Krueger	1979
10	Scott Tabor	1979

SAVES		
Sv	Player	Year
1. 13	Colby Suggs	2013
2. 12	Phillip Stidham	1989

4. 11	Barrett Astin	2012
11	Phillip Stidham	1990
6. 10	Phillip Stidham	1991
7. 9	Stephen Richards	2009
9	Devin Collis	2006
9	Jason Stephens	1996
10. 8	Nolan Sanburn	2011
8	Lance Franks	1997

COMPLETE GAMES		
CG	Player	Year
1. 11	Steve Krueger	1980
11	Steve Krueger	1979
3. 10	Scott Tabor	1981
10	Rich Erwin	1979
10	Larry Paulsen	1972
6. 8	Mark McClain	1976
7. 7	Charlie Corbell	1982
7	Warren Hemm	1976
9. 6	Eight others	

GAMES STARTED		
GS	Player	Year
1. 20	DJ Baxendale	2012
2. 19	Charley Boyce	2004
19	Clint Brannon	2004
4. 18	Nick Schmidt	2007
18	Duke Welker	2007
18	John Cebuhar	1987
18	Kevin Campbell	1985
18	Fred Farwell	1985
9. 17	Ryne Staneck	2012
17	Brett Eibner	2009
17	Dallas Keuchel	2009
17	Nick Schmidt	2006
17	Nick Schmidt	2005
17	Matt Carnes	1996


INNINGS PITCHED		
IP	Player	Year
1. 124	Nick Schmidt	2007
124	Rich Erwin	1979
3. 122.1	Charley Boyce	2005
4. 121.1	David Walling	1999
5. 120.2	Fred Farwell	1985

6. 117	Nick Schmidt	2007
117	Matt Carnes	1996
8. 116.2	Nick Schmidt	2006
116.2	Scott Cunningham	1994
10. 115.2	John Cebuhar	1987

STRIKEOUTS		
K	Player	Year
1. 155	David Walling	1999
2. 145	Nick Schmidt	2006
3. 128	Jess Todd	2007
128	David Walling	1998
5. 114	Drew Smyly	2010
6. 111	Nick Schmidt	2007
111	Matt Carnes	1995
8. 106	John Cebuhar	1987
9. 105	Matt Carnes	1996
10. 97	Charlie Isaacson	1999

WALKS		
BB	Player	Year
1. 73	John Cebuhar	1987
2. 71	Kevin Campbell	1985
3. 68	John Cebuhar	1988
4. 65	Barry Lunney	1994
5. 58	Scott Cunningham	1994
58	Dennis Fletcher	1988
7. 55	Darrel Akerfelds	1982
55	Scott Tabor	1979
9. 53	Charlie Isaacson	1999
53	Stuart Huchingson	1980

ERA (MIN. 45 IP)		
ERA	Player	Year
1. 0.95	Phillip Stidham	1990
2. 1.20	Phillip Stidham	1991
3. 1.39	Ryne Staneck	2013
4. 1.49	Tim Brewer	1973
5. 1.50	Boyd Goodner	2004
6. 1.58	DJ Baxendale	2011
7. 1.59	Steve Krueger	1980
8. 1.73	Steve Krueger	1979
9. 1.79	Barrett Astin	2013
10. 1.93	David Rhodes	1978
1.93	Gerald Hannahs	1971



Colby Suggs set a UA single-season record with 13 saves during the 2013 season.



Devin Collis is tied for fourth in program history with 33 career appearances.

ARKANSAS BASEBALL

2015 RAZORBACKS

FACILITIES

2014 REVIEW

HISTORY

THE UNIVERSITY

FRESHMAN RECORDS

HITTING		
<u>Games Played</u>		
67	Jake Dugger	2004
<u>Batting Average</u>		
.383	Jeff King	1984
<u>At Bats</u>		
253	Danny Hamblin	2004
<u>Hits</u>		
75	Dominic Ficociello	2011
75	Jeff King	1984
<u>Doubles</u>		
19	Danny Hamblin	2004
<u>Triples</u>		
8	Kevin McReynolds	1979

<u>Home Runs</u>		
13	Zack Cox	2009
<u>Runs</u>		
53	Danny Hamblin	2004
53	Jeff Houck	1990
<u>RBI</u>		
55	Jeff King	1984
<u>Stolen Bases</u>		
23	Jeff Houck	1990
<u>Total Bases</u>		
122	Danny Hamblin	2004
<u>Walks</u>		
50	Jake Dugger	2004
<u>Strikeouts</u>		
65	Zack Cox	2009

<u>Sacrifice Hits</u>		
9	Matt Erickson	1995
<u>Sacrifice Flies</u>		
7	Kyle Harris	1992
7	Kevin McReynolds	1979
<u>Hit by Pitch</u>		
12	Ryan Lundquist	1996

PITCHING		
<u>Wins</u>		
10	Scott Tabor	1979
<u>ERA (min: 45 IP)</u>		
1.93	Gerald Hannahs	1971
<u>Innings</u>		
99.2	Nick Schmidt	2005
99.2	Charlie Isaacson	1999

<u>Appearances</u>		
36	Phillip Stidham	1989
<u>Saves</u>		
12	Phillip Stidham	1989
<u>Complete Games</u>		
5	Kevin Campbell	1984
<u>Starts</u>		
17	Nick Schmidt	2005
<u>Strikeouts</u>		
111	Matt Carnes	1995
<u>Walks</u>		
55	Scott Tabor	1979



II YEAR-BY-YEAR RESULTS

ARKANSAS BASEBALL

2015 RAZORBACKS

FACILITIES

2014 REVIEW

HISTORY

THE UNIVERSITY

Year	Overall				Conference			Coach
	W	L	T	Pct.	W	L	Pct.	
1897	2	4	0	.333				None Appointed
1901	5	1	0	.833				None Appointed
1902	2	7	0	.222				None Appointed
1903	6	2	0	.750				None Appointed
1905	5	4	0	.556				None Appointed
1908	18	5	0	.783				Hugo Bezdek
1909	12	5	0	.705				Hugo Bezdek
1910	12	8	0	.600				Hugo Bezdek
1911	9	5	0	.791				Hugo Bezdek
1912	7	8	0	.467				Hugo Bezdek
1913	13	6	0	.684				Hugo Bezdek
1914	14	5	0	.737				E.T. Pickering
1915	19	7	0	.731				E.T. Pickering
1916	10	5	0	.667				T.T. McConnell
1919	5	3	0	.625				Claude Watts
1920	3	3	0	.500				Claude Watts
1922	0	6	0	.000	0	6	.000	Norman Coyle
1923	5	11	0	.313	2	5	.286	Francis Schmidt
1924	3	11	0	.214	0	8	.000	Francis Schmidt
1925	5	11	0	.313	1	11	.083	Francis Schmidt
1926	4	13	0	.235	1	10	.091	Francis Schmidt
1927	8	5	0	.615				Francis Schmidt
1928	7	6	0	.538				Francis Schmidt
1929	6	7	0	.461				Francis Schmidt
(Baseball discontinued 1930-46)								
1947	4	8	0	.333				Deke Brackett
1948	12	9	0	.571				Deke Brackett
1949	7	5	0	.538				Deke Brackett
1950	6	6	0	.500				Bill Ferrell
1951	10	7	0	.588				Bill Ferrell
1952	6	9	0	.400				Bill Ferrell
1953	7	11	0	.388				Bill Ferrell
1954	5	16	0	.238				Bill Ferrell
1955	11	11	0	.500				Bill Ferrell
1956	14	6	0	.700				Bill Ferrell
1957	6	7	0	.462				Bill Ferrell
1958	8	10	0	.444				Bill Ferrell
1959	6	8	0	.429				Bill Ferrell
1960	14	9	0	.609				Bill Ferrell
1961	9	8	0	.529				Bill Ferrell
1962	13	7	0	.650				Bill Ferrell
1963	13	10	0	.565				Bill Ferrell
1964	8	10	0	.444				Bill Ferrell
1965	3	14	0	.176				Bill Ferrell
1966	4	16	0	.200				Wayne Robbins
1967	15	14	0	.517				Wayne Robbins
1968	13	11	0	.541				Wayne Robbins
1969	18	10	0	.643				Wayne Robbins
1970	19	13	0	.594				Norm DeBriyn
1971	23	18	1	.560				Norm DeBriyn
1972	16	16	0	.500				Norm DeBriyn
1973	23	7	1	.758				Norm DeBriyn
1974	22	21	0	.512	9	15	.375	Norm DeBriyn
1975	20	22	0	.476	8	14	.364	Norm DeBriyn
1976	31	15	1	.670	12	12	.500	Norm DeBriyn
1977	33	18	0	.647	14	10	.583	Norm DeBriyn
1978	31	13	0	.705	18	6	.750	Norm DeBriyn
1979	49	15	0	.766	19	5	.792	Norm DeBriyn
1980	44	22	0	.667	15	8	.652	Norm DeBriyn
1981	31	21	0	.596	12	9	.571	Norm DeBriyn
1982	40	15	2	.719	13	8	.619	Norm DeBriyn
1983	44	21	0	.677	13	8	.619	Norm DeBriyn
1984	40	16	0	.714	12	9	.571	Norm DeBriyn
1985	51	15	0	.773	13	7	.650	Norm DeBriyn
1986	43	17	0	.717	15	6	.714	Norm DeBriyn
1987	51	16	1	.757	17	4	.810	Norm DeBriyn
1988	39	23	0	.629	12	9	.571	Norm DeBriyn
1989	51	16	0	.761	17	4	.810	Norm DeBriyn
1990	47	15	0	.758	16	5	.762	Norm DeBriyn
1991	40	22	0	.645	10	11	.476	Norm DeBriyn
1992	31	26	0	.544	10	13	.436	Norm DeBriyn
1993	33	26	0	.559	11	16	.407	Norm DeBriyn

Year	Overall				Conference			Coach
	W	L	T	Pct.	W	L	Pct.	
1994	30	27	0	.526	13	13	.500	Norm DeBriyn
1995	38	23	0	.623	13	15	.448	Norm DeBriyn
1996	39	20	0	.661	15	15	.500	Norm DeBriyn
1997	36	20	0	.643	15	14	.517	Norm DeBriyn
1998	38	21	0	.644	13	14	.481	Norm DeBriyn
1999	42	23	0	.646	22	8	.733	Norm DeBriyn
2000	24	30	0	.444	8	20	.286	Norm DeBriyn
2001	27	29	0	.482	11	19	.367	Norm DeBriyn
2002	35	28	0	.556	13	14	.481	Norm DeBriyn
2003	35	22	0	.614	14	16	.467	Dave Van Horn
2004	45	24	0	.652	19	11	.633	Dave Van Horn
2005	39	22	0	.639	13	17	.433	Dave Van Horn
2006	39	21	0	.650	18	12	.600	Dave Van Horn
2007	43	21	0	.672	18	12	.600	Dave Van Horn
2008	34	22	0	.586	14	15	.483	Dave Van Horn
2009	41	24	0	.631	14	15	.483	Dave Van Horn
2010	43	21	0	.672	18	12	.600	Dave Van Horn
2011	40	22	0	.645	15	15	.500	Dave Van Horn
2012	46	22	0	.676	16	14	.533	Dave Van Horn
2013	39	22	0	.639	18	11	.621	Dave Van Horn
2014	40	25	0	.615	16	14	.533	Dave Van Horn

Team Records - Season
 All-Time Record/Seasons: 2,037-1,290-6 (.611)/92
 All-Time Conference Record/Seasons:
 Southeastern Conference - 337-325 (.509)/23
 Southwest Conference - 264-205 (.563)/24
 Combined - 601-530 (.531)/47

Razorback All-Time Head Coaching Records

Coach	W	L	T	Pct.	Tenure (Yrs.)
None	20	18	0	.527	1897-1905 (9)
Hugo Bezdek	81	37	0	.704	1908-13 (6)
E.T. Pickering	23	12	0	.657	1914-15 (2)
T.T. McConnell	10	5	0	.667	1916 (1)
Claude Watts	8	6	0	.571	1919-20 (2)
Norman Coyle	0	6	0	.000	1922 (0)
Francis Schmidt	38	64	0	.373	1923-29 (7)
Deke Brackett	23	22	0	.511	1947-49 (3)
Bill Ferrell	139	149	0	.483	1950-65 (16)
Wayne Robbins	50	51	0	.495	1966-69 (4)
Norm DeBriyn	1,161	650	6	.640	1970-2002 (33)
Dave Van Horn	484	270	0	.641	2003-Present (12)
Totals	2,037	1,290	6	.611	

February

Day	W-L	Win%	Home	Away	Neu.
2	1-0	1.000	0-0	1-0	0-0
3	0-1	.000	0-0	0-1	0-0
4	2-0	1.000	1-0	1-0	0-0
5	1-0	1.000	1-0	0-0	0-0
6	1-0	1.000	1-0	0-0	0-0
7	1-0	1.000	1-0	0-0	0-0
8	0-0	.000	0-0	0-0	0-0
9	2-3	.400	1-0	1-3	0-0
10	4-3	.571	1-0	2-3	1-0
11	10-1	.909	5-0	4-1	1-0
12	5-2	.714	4-0	0-2	1-0
13	6-3	.667	4-1	2-1	0-1
14	9-1-1	.863	6-0	2-0-1	1-1
15	11-3	.785	8-1	2-1	1-1
16	10-4	.714	8-1	2-2	0-1
17	14-2	.875	10-1	3-1	1-0
18	14-3	.824	10-2	2-1	2-0
19	15-5	.750	14-2	1-3	0-0
20	12-3	.800	10-2	2-0	0-1
21	14-2	.875	12-2	1-0	1-0
22	19-4	.826	19-2	0-2	0-0
23	17-3	.850	16-2	1-1	0-0
24	13-5	.722	12-4	1-1	0-0
25	21-5	.808	20-2	0-3	1-0
26	10-8	.556	9-4	1-3	0-1
27	17-7	.708	15-3	2-2	0-2
28	16-4	.800	9-0	2-1	5-3
29	7-1	.875	3-0	1-1	3-0
Totals	252-73-1	.773	200-29	34-33-1	18-11

March

Day	W-L	Win%	Home	Away	Neu.
1	16-12	.571	9-5	2-5	5-2
2	22-8	.733	14-2	3-3	5-3
3	10-8	.556	6-2	1-2	3-4
4	19-6	.760	14-2	2-3	3-1
5	22-4	.846	18-1	4-3	0-0
6	18-9	.667	12-5	4-3	2-1
7	14-9	.608	13-2	0-5	1-2
8	20-4-1	.820	18-1-1	1-3	1-0
9	19-14	.575	17-7	2-7	0-0
10	29-5	.853	24-3	5-2	0-0
11	18-5	.783	16-2	2-3	0-0
12	14-11-1	.558	12-5-1	1-6	1-0
13	26-5	.839	23-2	3-1	0-2
14	24-7	.774	20-2	1-5	3-0
15	20-13	.606	18-6	0-6	2-1
16	27-4	.870	19-1	7-2	1-1
17	26-12	.684	15-5	7-7	4-0
18	19-10	.655	10-5	8-4	1-1
19	19-13-1	.590	11-2-1	7-9	1-2
20	21-10	.677	10-2	10-7	1-1
21	28-11	.717	18-4	10-7	0-0
22	24-13	.648	14-6	9-7	1-0
23	23-13	.638	14-3	9-10	0-0
24	14-10	.583	7-6	7-4	0-0
25	28-12	.700	24-6	3-6	1-0
26	18-13-1	.578	15-9-1	2-3	1-1
27	25-12	.676	18-4	6-2	1-6
28	20-14	.588	13-5	6-4	1-5
29	11-18	.379	8-6	3-10	0-2
30	15-14	.517	11-4	4-10	0-0
31	25-7	.781	14-4	9-3	2-0
Totals	634-306-4	.673	455-119-4	138-152	41-35



Tim Carver got off to a red hot start in 2012, hitting .462 in February with 12 hits, eight runs scored and nine RBI.

April

Day	W-L	Win%	Home	Away	Neu.
1	20-14	.588	10-3	10-9	0-2
2	14-13	.518	4-5	10-7	0-1
3	21-9	.700	11-1	10-7	0-1
4	18-16	.529	9-10	9-6	0-0
5	21-12	.636	16-3	5-9	0-0
6	17-16	.515	14-10	3-6	0-0
7	21-7	.750	15-3	6-4	0-0
8	21-11	.656	18-8	3-3	0-0
9	23-8	.741	18-3	5-5	0-0
10	12-14	.462	7-8	5-6	0-0
11	20-11	.645	11-3	9-8	0-0
12	11-16	.407	7-3	4-13	0-0
13	23-11	.676	16-6	7-5	0-0
14	18-13	.581	13-7	4-6	1-0
15	24-10	.705	16-2	8-8	0-0
16	16-13	.552	8-4	8-9	0-0
17	21-10	.677	13-2	8-8	0-0
18	18-11	.620	11-1	7-10	0-0
19	20-14	.588	5-6	15-7	0-1
20	19-14	.575	15-4	2-10	2-0
21	20-16	.556	14-5	5-11	1-0
22	12-15	.444	3-4	9-11	0-0
23	19-14	.575	12-5	7-8	0-1
24	18-11	.621	7-6	11-3	0-2
25	13-15	.464	6-2	6-13	1-0
26	13-15	.464	7-4	6-10	0-1
27	21-14	.600	5-3	15-11	1-0
28	14-10	.583	7-3	7-6	0-1
29	21-6	.777	14-1	6-3	1-2
30	19-8	.704	14-3	5-4	0-1
Totals	548-367	.598	326-126	215-226	7-13

May

Day	W-L	Win%	Home	Away	Neu.
1	9-12	.429	6-10	2-2	1-0
2	11-15	.423	9-9	2-6	0-0
3	12-6	.666	8-3	4-3	0-0
4	12-12	.500	10-7	2-5	0-0
5	11-6	.647	6-5	5-1	0-0
6	12-4	.750	11-3	1-1	0-0
7	11-6	.647	6-1	5-5	0-0
8	8-13	.381	5-2	3-9	0-2
9	11-8	.578	6-1	3-7	2-0
10	8-9	.470	5-3	3-5	0-1
11	10-8	.555	6-3	3-5	1-0
12	15-5	.750	5-1	9-2	1-2
13	7-11	.389	2-2	2-7	3-2
14	8-12	.400	2-4	3-6	3-2
15	13-12	.520	4-4	6-4	3-4
16	5-11	.312	0-3	3-7	2-1
17	11-3	.785	5-1	3-1	3-1
18	5-8	.385	3-2	1-5	1-1
19	8-5	.615	4-2	1-1	3-2
20	4-8	.333	1-3	0-1	3-4
21	7-6	.538	4-2	1-0	2-4
22	10-7	.588	0-2	3-1	7-4
23	7-8	.466	1-0	0-0	6-8
24	3-6	.333	0-0	0-0	3-6
25	2-6	.250	0-0	1-0	1-6
26	6-5	.545	0-0	0-1	6-4
27	3-6	.333	0-0	0-0	3-6
28	3-4	.429	1-0	0-1	2-3
29	3-3	.500	1-2	0-0	2-1
30	2-3	.400	1-0	0-0	1-3
31	5-4	.555	0-0	0-2	5-2
Totals	242-232	.510	112-75	66-88	64-69



Haas Pratt caught fire in April of 2004, hitting .351 with 27 hits, nine doubles and 21 RBI to spark a CWS run.

June

Day	W-L	Win%	Home	Away	Neu.
1	6-1	.857	1-0	0-1	5-0
2	3-4	.429	0-2	1-1	2-1
3	5-4	.556	2-1	0-0	3-3
4	5-1	.833	2-1	1-0	2-0
5	5-3	.625	2-1	1-2	2-0
6	4-4	.500	2-1	1-1	1-2
7	2-0	1.000	1-0	1-0	0-0
8	0-3	.000	0-0	0-1	0-2
9	0-2	.000	0-0	0-2	0-0
10	1-0	1.000	0-0	1-0	0-0
11	2-0	1.000	1-0	1-0	0-0
12	1-1	.500	1-0	0-1	0-0
13	1-1	.500	0-0	0-1	1-0
14	0-0	.000	0-0	0-0	0-0
15	0-1	.000	0-0	0-0	0-1
16	1-0	1.000	0-0	0-0	1-0
17	1-0	1.000	0-0	0-0	1-0
18	1-1	.500	0-0	0-0	1-1
19	0-2	.000	0-0	0-0	0-2
20	0-0	.000	0-0	0-0	0-0
21	0-1	.000	0-0	0-0	0-1
22	0-1	.000	0-0	0-0	0-1
Totals	38-30	.558	12-6	7-9	19-15

Shaded Indicates 2015 Game Date



Ben Tschepikow broke out for the Razorbacks in May of 2009, hitting .356 with 21 hits and 12 RBI.



Joe Serrano had a June to remember in 2012, hitting .444 with 12 hits to lead Arkansas to the CWS.

ARKANSAS BASEBALL

2015 RAZORBACKS

FACILITIES

2014 REVIEW

HISTORY

THE UNIVERSITY

A II YEAR-BY-YEAR HITTING

ARKANSAS BASEBALL

2015 RAZORBACKS

FACILITIES

2014 REVIEW

HISTORY

THE UNIVERSITY

Year	G	AB	R	H	Avg.	2B	3B	HR	RBI	TB	Slg.%	BB	HBP	SO	SB	SF	SH	E
1968	24	739	146	215	.291	41	9	8	124	290	.403	125	10	118	37	-	17	-
1969	28	841	171	252	.300	44	7	23	145	379	.451	127	-	141	38	-	-	-
1970	32	890	193	247	.278	31	13	14	142	346	.389	138	7	154	49	-	30	-
1971	41	1166	221	320	.274	53	22	17	180	468	.401	142	12	183	66	-	30	-
1972	34	963	140	242	.251	32	16	11	116	339	.352	100	7	173	33	-	25	-
1973	28	777	167	240	.309	31	7	18	140	339	.436	124	8	117	50	-	11	-
1974	43	1256	209	335	.266	49	7	27	175	456	.363	157	12	216	42	-	28	55
1975	42	1193	186	297	.249	49	16	4	143	400	.335	169	17	183	51	-	24	75
1976	47	1382	226	379	.274	55	16	21	195	529	.383	194	9	194	72	-	42	-
1977	51	1459	225	356	.244	51	14	20	194	495	.339	191	20	246	79	13	14	-
1978	44	1288	235	347	.269	52	21	22	194	507	.394	224	13	173	89	14	11	60
1979	64	1978	393	600	.303	115	40	47	351	936	.473	246	22	245	75	28	23	91
1980	66	2023	408	624	.308	107	35	57	357	972	.480	221	14	268	78	22	11	108
1981	52	1707	398	533	.312	96	25	38	351	793	.465	236	9	251	69	26	22	73
1982	57	1681	349	525	.312	69	26	21	286	709	.422	223	13	218	142	30	45	74
1983	65	2079	437	618	.297	112	38	31	367	899	.432	290	28	345	155	26	20	115
1984	56	1775	439	593	.334	100	34	45	373	896	.504	247	32	230	103	30	25	88
1985	66	2192	543	704	.321	139	34	74	470	1133	.517	361	25	356	95	24	25	90
1986	60	1988	457	613	.308	123	33	54	416	964	.485	279	25	303	77	40	26	84
1987	68	2273	575	740	.326	172	38	70	498	1198	.527	355	23	348	123	31	44	96
1988	62	2019	482	610	.302	125	29	64	417	985	.488	301	31	309	100	32	28	67
1989	67	2233	466	686	.307	142	35	38	405	1012	.453	290	32	327	115	37	30	64
1990	62	1995	437	548	.325	115	34	46	394	969	.486	309	39	276	117	19	28	75
1991	62	1979	392	547	.276	103	31	37	329	823	.416	237	45	289	73	37	34	79
1992	57	1878	399	542	.289	101	30	29	347	790	.421	280	40	331	112	29	38	64
1993	59	1917	379	548	.286	106	34	26	326	797	.416	261	32	335	115	20	35	84
1994	57	2094	420	629	.300	119	38	36	357	932	.445	234	35	400	119	25	30	110
1995	61	2110	407	642	.304	106	34	34	342	918	.435	196	49	352	133	42	45	99
1996	59	2123	477	655	.313	127	31	38	420	968	.456	252	61	323	94	21	21	109
1997	56	2118	589	723	.341	168	29	80	525	1189	.561	236	50	355	90	27	14	91
1998	59	2110	498	666	.316	142	13	71	459	1047	.496	251	68	374	64	31	25	87
1999	65	2339	529	705	.301	153	7	84	473	1124	.481	325	90	441	136	27	33	88
2000	54	1904	381	550	.289	119	12	35	332	798	.419	229	72	358	66	26	32	101
2001	56	1954	353	570	.292	105	15	45	318	840	.430	207	61	357	73	19	32	101
2002	63	2187	399	608	.278	104	15	51	354	895	.409	241	89	462	63	21	37	80
2003	57	1994	377	574	.288	125	14	53	347	886	.444	206	94	370	43	16	38	89
2004	69	2402	446	697	.290	126	11	53	389	1004	.418	304	68	451	112	34	48	111
2005	61	2119	400	643	.303	133	10	53	368	955	.451	214	74	386	108	32	33	87
2006	60	2057	380	584	.284	118	11	64	336	916	.445	272	58	454	82	19	39	90
2007	64	2203	481	634	.288	135	7	75	433	1008	.458	288	107	482	68	34	38	85
2008	58	2004	418	582	.290	106	11	77	373	941	.470	270	59	439	61	21	40	75
2009	65	2207	412	603	.273	112	13	80	373	981	.444	279	59	518	67	15	43	82
2010	64	2276	481	697	.306	130	11	92	449	1125	.494	261	93	423	73	25	23	87
2011	62	2015	324	544	.270	100	16	38	293	790	.392	198	59	441	122	29	56	76
2012	68	2247	351	608	.271	119	9	39	319	862	.384	245	62	445	68	31	48	80
2013	61	2015	298	524	.260	75	12	27	270	704	.349	242	36	378	49	27	52	87
2014	65	2101	323	552	.263	92	9	28	294	746	.355	219	85	397	56	36	54	73

Numbers in **Bold** indicate school records



Rodney Nye set the single-season record for at bats with 269 in 1999 when he hit .320 with 11 home runs.



Eric Hinske cracked 30 home runs and 91 extra-base hits at Arkansas and continued his success in his 16-year MLB playing career.



Andy Wilkins hit 15 home runs in 2010 and played a large part in the Razorbacks setting a single-season record with 92 home runs.

YEAR-BY-YEAR PITCHING II **A**

Year	G	W-L	Pct.	IP	H	R	ER	ERA	BB	SO	CG	SHO	SV
1967	29	15-14	.517	213.1	215	143	109	4.60	137	214	13	2	-
1968	24	13-11	.541	-	-	-	-	-	-	-	-	1	-
1969	28	18-10	.643	210.0	166	95	70	3.00	114	200	13	3	-
1970	32	19-13	.594	228.0	239	132	94	3.71	106	210	15	5	-
1971	41	23-17	.561	298.0	261	157	98	2.96	108	262	-	4	-
1972	34	16-18	.471	248.0	221	137	100	3.63	110	227	13	5	-
1973	31	23-7	.758	204.0	197	105	72	3.18	107	175	18	5	-
1974	43	22-21	.512	330.2	341	287	162	4.41	174	281	29	3	-
1975	42	20-22	.476	310.1	317	188	139	4.03	206	231	11	3	-
1976	47	31-15	.674	361.1	314	147	110	2.74	131	254	27	9	-
1977	51	33-18	.647	390.1	303	153	123	2.84	170	308	14	13	-
1978	44	31-13	.705	343.1	282	178	132	3.46	190	320	11	9	6
1979	64	49-15	.766	503.0	401	215	169	3.02	275	341	32	9	7
1980	66	44-22	.667	500.2	450	286	209	3.76	287	340	34	9	5
1981	52	31-21	.596	414.1	389	255	205	4.45	235	265	21	5	4
1982	57	40-15	.603	447.1	335	201	149	3.00	254	349	30	6	4
1983	65	44-21	.698	526.2	527	322	240	4.10	238	286	10	4	11
1984	56	40-16	.714	444.2	430	253	199	4.03	224	312	16	5	12
1985	66	51-15	.773	546.1	567	332	277	4.56	290	361	14	5	14
1986	60	43-17	.717	501.0	447	250	205	3.68	242	358	14	8	10
1987	68	51-16	.757	567.1	590	344	281	4.46	315	496	7	5	16
1988	62	39-23	.629	508.2	489	348	307	5.43	314	401	14	5	9
1989	67	51-16	.761	576.0	504	255	216	3.38	249	495	12	6	17
1990	62	47-15	.758	520.0	513	255	210	3.63	208	390	10	2	15
1991	62	40-22	.645	518.2	472	268	207	3.59	240	387	3	3	13
1992	57	31-26	.544	481.2	539	353	316	5.90	226	317	15	5	3
1993	59	33-26	.559	500.1	501	288	239	4.30	222	432	6	2	9
1994	57	30-27	.526	517.1	562	355	290	5.05	295	377	7	3	9
1995	61	38-23	.623	536.1	547	337	283	4.75	264	506	10	2	15
1996	59	39-20	.661	522.0	504	305	243	4.19	206	434	10	3	12
1997	56	36-20	.643	491.0	581	405	338	6.20	248	414	3	1	9
1998	59	38-21	.644	520.1	551	366	305	5.28	208	480	4	2	14
1999	65	42-23	.646	578.0	579	397	329	5.12	297	554	6	0	11
2000	54	24-30	.444	476.1	568	416	332	6.27	263	365	1	1	12
2001	56	27-29	.482	490.2	490	325	253	4.64	209	403	2	3	10
2002	63	35-28	.556	565.0	624	336	277	4.41	181	378	2	2	14
2003	57	35-22	.614	513.2	557	293	233	4.08	111	383	3	0	10
2004	69	45-24	.652	621.1	686	339	267	3.87	186	448	3	1	16
2005	61	39-22	.639	540.1	552	300	243	4.05	196	371	3	2	13
2006	60	39-21	.650	536.0	519	273	217	3.64	169	453	1	1	19
2007	64	43-21	.672	569.0	532	294	249	3.94	219	565	7	5	12
2008	58	34-24	.586	518.0	550	344	283	4.92	220	445	2	1	9
2009	65	41-24	.631	580.0	595	363	301	4.67	245	511	1	4	16
2010	64	43-21	.672	574.2	558	297	251	3.93	189	551	2	2	13
2011	62	40-22	.645	542.2	474	222	193	3.20	204	447	2	6	20
2012	68	46-22	.676	613.0	513	231	193	2.83	224	534	0	10	17
2013	61	39-22	.639	547.1	413	166	115	1.89	195	477	1	8	19
2014	65	40-25	.615	575.1	440	206	168	2.63	210	435	6	10	14

Numbers in **Bold** indicate school records

ARKANSAS BASEBALL

2015 RAZORBACKS

FACILITIES

2014 REVIEW

HISTORY


THE UNIVERSITY



Cliff Lee posted a 4-3 record in 2000 with the Razorbacks and went on to win the American League Cy Young Award in 2008.



Arkansas set a single-season record with 20 saves in 2011, led by Nolan Sanburn, who had eight saves.



Matt Carnes recorded 301 strikeouts and 24 wins during his three-year career out of Miami (Okla.) High School.



YEAR-BY-YEAR LEADERS

ARKANSAS BASEBALL

HITTING (Min. 2.5 AB per game)

Batting Average

Year	AVG	Player
1952	.308	Lyle Wilkerson
1953	.394	Lamar McHan
1954	.333	Preston Carpenter
1955	.359	Joe Thompson
1956	.386	Joe Kretschmar
1957	.400	L. Drummonds
1958	.369	L. Drummonds
1959	.320	Pat Foster
1960	.341	Jerry Carlton
	.341	Pat Foster
1961	.375	Jerry Carlton
1962	.382	Jerry Carlton
1963	.371	Jim Jay
1964	.383	Mike Haynie
1965	.322	Bill Gray
1966	.292	Ronnie Tiffie
1967	.341	Fredy Washington
1968	.352	Mike Pryor
1969	.417	Bill Dorothy
1970	.342	Mike Pryor
1971	.326	David Marshall
1972	.327	Stan Ley
1973	.395	Keith Cochran
1974	.372	John Jenkins
1975	.358	Wally Erwin
1976	.350	Bill Montgomery
1977	.301	Arvis Harper
1978	.356	Tim Lollar
1979	.357	Ed Wallace
1980	.386	K. McReynolds
1981	.378	Billy Dees
1982	.367	Dave Van Horn
1983	.362	Tom Pagnozzi
1984	.383	Jeff King
1985	.366	Jeff King
1986	.397	Ralph Kraus
1987	.393	Jim Kremers
1988	.337	Randy Bobb
1989	.383	Scott Pose
1990	.387	Greg D'Alexander
1991	.354	Mark Johnson
1992	.335	Scott Epps
1993	.335	Allen Williams
1994	.353	Kyle Harris
1995	.371	Ty Bilderback
1996	.391	Matt Erickson
1997	.425	Jeremy Jackson
1998	.365	Eric Hinske
1999	.338	Joe Jester
2000	.356	Scott Crossett
2001	.357	Jeff Hoefler
2002	.316	Scott Bridges
2003	.332	Clay Goodwin
2004	.319	Clay Goodwin
2005	.341	Danny Hamblin
2006	.326	Craig Gentry
2007	.347	Logan Forsythe
2008	.366	Chase Leavitt
2009	.319	Andy Wilkins
2010	.429	Zack Cox
2011	.335	Dominic Ficociello
2012	.323	Matt Reynolds
2013	.325	Brian Anderson
2014	.328	Brian Anderson

2015 RAZORBACKS

FACILITIES

2014 REVIEW

HISTORY

THE UNIVERSITY

At Bats

Year	AB	Player
1967	102	Randy Marshall
1968	76	Bill Brill
1969	104	Mike Pryor
1970	98	Fred Wanger
1971	141	Stan Ley
1972	141	David Marshall
1973	110	Stan Ley
1974	95	Thurman Smith
1975	134	Doug Pogue
1976	171	Ralph Bradbury
1977	187	Ralph Bradbury
1978	154	Johnny Ray
1979	235	Johnny Ray
1980	220	Kevin McReynolds
1981	196	Billy Dees
1982	202	Keith Longoria
1983	250	Brett Harrison
1984	196	Jeff King
1985	254	Jeff King
1986	235	Dave Patterson
1987	241	Andy Skeels
1988	215	Jim Kremers
1989	242	Greg D'Alexander

1990	247	Kirk Piskor
1991	226	Mark Johnson
1992	229	Allen Williams
1993	212	Allen Williams
1994	243	Kenderick Moore
1995	252	Kenderick Moore
1996	255	Jason McConnell
1997	251	Jason McConnell
1998	233	Eric Hinske
1999	269	Rodney Nye
2000	203	Brian Kirby
2001	202	Brian Kirby
2002	224	Michael Conner
2003	232	Haas Pratt
2004	258	Haas Pratt
2005	224	Clay Goodwin
2006	235	Danny Hamblin
2007	232	Danny Hamblin
2008	224	Tim Smalling
2009	241	Scott Lyons
2010	259	Collin Kuhn
2011	237	Bo Bigham
2012	264	Tim Carver
2013	236	Tyler Spoon
2014	241	Brian Anderson

Runs

Year	Runs	Player
1967	31	Fredy Washington
1968	20	Fredy Washington
1969	26	Mike Pryor
1970	27	H.A. Scott
1971	38	David Marshall
1972	22	Stan Ley
1973	23	Thurman Smith
1974	27	Dennis Lundquist
1975	30	Wally Erwin
1976	31	Bill Montgomery
1977	27	Arvis Harper
1978	27	Tim Lollar
	27	Shaun Lacey
	27	Johnny Ray
1979	55	Johnny Ray
1980	57	Kevin McReynolds
1981	45	Todd Zacher
1982	65	Gary Jones
1983	71	Scott Loseke
1984	52	Brett Harrison
1985	64	Jeff King
1986	72	Dave Patterson
1987	70	Andy Skeels
1988	54	Troy Eklund
1989	62	Troy Eklund
1990	56	Kirk Piskor
1991	69	Mark Johnson
1992	50	Allen Williams
1993	59	Allen Williams
1994	58	Allen Williams
1995	61	Ty Bilderback
1996	78	Jason McConnell
1997	87	Eric Hinske
1998	65	Jack Welsh
1999	76	Joe Jester
2000	66	Jack Welsh
2001	39	Michael Conner
2002	52	Michael Conner
2003	50	Ryan Fox
2004	53	Danny Hamblin
2005	44	Danny Hamblin
2006	46	Danny Hamblin
2007	59	Danny Hamblin
2008	60	Chase Leavitt
2009	54	Ben Tschepikow
2010	67	Zack Cox
2011	44	Collin Kuhn
2012	48	Matt Reynolds
2013	47	Brian Anderson
2014	45	Andrew Benintendi

Hits

Year	Hits	Player
1967	31	Fredy Washington
1968	25	Mike Pryor
1969	40	Bill Dorothy
1970	33	Fred Wanger
1971	46	David Marshall
1972	36	Stan Ley
1973	30	Keith Cochran
1974	48	John Jenkins
1975	43	Wally Erwin
1976	31	Bill Montgomery
1977	44	Arvis Harper
1978	47	Johnny Ray
1979	77	Johnny Ray
1980	85	Kevin McReynolds

1981	74	Billy Dees
1982	65	Keith Longoria
1983	88	Tom Pagnozzi
1984	75	Jeff King
1985	93	Jeff King
1986	91	Ralph Kraus
	91	Dave Patterson
1987	94	Jim Kremers
1988	70	Randy Bobb
1989	86	Greg D'Alexander
1990	89	Kirk Piskor
1991	80	Mark Johnson
1992	73	Scott Epps
	73	Allen Williams
1993	71	Allen Williams
1994	76	Bob Hughes
1995	80	Kenderick Moore
1996	97	Matt Erickson
1997	94	Matt Erickson
	94	Jeremy Jackson
1998	85	Eric Hinske
1999	89	Joe Jester
2000	67	Scott Crossett
2001	61	Jeff Hoefler
2002	64	Michael Conner
2003	72	Haas Pratt
2004	80	Haas Pratt
2005	75	Danny Hamblin
2006	68	Danny Hamblin
2007	78	Logan Forsythe
2008	65	Logan Forsythe
2009	76	Ben Tschepikow
2010	102	Zack Cox
2011	75	Dominic Ficociello
2012	79	Tim Carver
2013	68	Brian Anderson
2014	68	Tyler Spoon
	79	Brian Anderson

RBI

Year	RBI	Player
1967	21	Bill Brill
1968	16	Fredy Washington
1969	27	H.A. Scott
1970	30	Fred Howard
1971	29	H.A. Scott
1972	17	Stephen Ballard
1973	19	Stephen Ballard
	19	Tommy Neal
1974	28	Dennis Lundquist
1975	23	Bill Montgomery
1976	35	Bill Montgomery
1977	30	Marc Brumble
1978	28	Arvis Harper
1979	47	Johnny Ray
1976	35	Bill Montgomery
1977	30	Marc Brumble
1978	28	Arvis Harper
1979	47	Johnny Ray
1980	57	Kevin McReynolds
1981	50	John Hennell
1982	39	Mike Robinson
1983	50	Tom Pagnozzi
1984	55	Jeff King
1985	82	Jeff King
1986	67	Jeff King
1987	76	Jim Kremers
	76	Andy Skeels
1988	62	Jim Kremers
1989	66	Greg D'Alexander
1990	65	Greg D'Alexander
1991	51	Mark Johnson
1992	49	Allen Williams
1993	43	Bob Hughes
1994	62	Bob Hughes
1995	55	Kit Pellow
1996	66	Kit Pellow
1997	78	Ryan Lundquist
1998	71	Eric Hinske
1999	78	Rodney Nye
2000	46	Kyle Washburn
2001	38	Kyle Washburn
2002	53	Ryan Fox
2003	50	Andrew Wishy
2004	52	Haas Pratt
2005	49	Danny Hamblin
2006	68	Danny Hamblin
2007	71	Casey Coon
2008	48	Brett Eibner
2009	58	Andy Wilkins
2010	71	Brett Eibner
2011	50	Dominic Ficociello
2012	45	Matt Reynolds
2013	49	Tyler Spoon
2014	51	Brian Anderson

Doubles

Year	2B	Player
1967	6	Ronnie Tiffie
	6	Fredy Washington
1968	9	Bill Brill
1969	10	Fred Wanger
1970	7	H.A. Scott
	7	Fred Wanger
1971	12	Stan Ley
1972	9	Stan Ley
1973	7	Keith Cochran
1974	8	Dennis Lundquist
	8	Doug Pogue
1975	9	Dennis Lundquist
1976	13	Jeff Hemm
1977	10	Tim Lollar
1978	8	Johnny Ray
1979	17	Marc Brumble
1980	21	John Hennell
1981	18	Billy Dees
	18	John Hennell
	18	Mike Robinson
1982	10	Chris Shaddy
1983	16	Tom Pagnozzi
1984	15	Jim Ward
1985	26	Jeff King
1986	27	Ralph Kraus
1987	28	Jim Kremers
1988	20	Jim Kremers
1989	16	Troy Eklund
1990	18	Greg D'Alexander
	18	Tim Thomas
1991	21	Mark Johnson
1992	17	Allen Williams
1993	21	Allen Williams
1994	19	Bob Hughes
1995	16	Kit Pellow
1996	24	Matt Erickson
1997	27	Matt Erickson
1998	27	Eric Hinske
1999	20	Joe Jester
2000	20	Ryan Lundquist
2001	16	Greg Blum
2002	14	Brian Kirby
2003	25	Ryan Fox
2004	19	Andrew Wishy
2005	19	Danny Hamblin
2006	18	Danny Hamblin
2007	16	Chris Hollensworth
	16	Logan Forsythe
	16	Jeff Nutt
2008	15	Ben Tschepikow
2009	18	Andy Wilkins
2010	18	Collin Kuhn
2011	15	Dominic Ficociello
2012	20	Matt Reynolds
2013	12	Brian Anderson
2014	16	Eric Fisher

Triples

Year	3B	Player
1967	2	Ronnie Tiffie
1968	3	Randy Marshall
1969	3	H.A. Scott
1970	5	Freddy Howard
1971	8	Stan Ley
	8	David Marshall
1972	5	Stan Ley
1973	2	Tommy Neal
	2	Greg Snowden
1974	2	John Jenkins
	2	Mike Kirkland
	2	Greg Snowden
1975	6	Wally Erwin
1976	4	Ralph Bradbury
1977	5	Arvis Harper
1978	6	Arvis Harper
1979	12	Johnny Ray
1980	6	Kevin McReynolds
1981	7	Chris Shaddy
1982	6	Gary Jones
1983	8	Scott Loseke
1984	5	Norm Roberts
1985	7	Norm Roberts
1986	7	Ralph Kraus
1987	7	Andy Skeels
1988	6	Scott Pose
1989	12	Troy Eklund
1990	6	Scott Epps
1991	6	Bubba Carpenter
	6	Mark Johnson
1992	6	Allen Williams
1993	6	Allen Williams
1994	9	Bob Hughes
1995	6	Ty Bilderback

YEAR-BY-YEAR LEADERS II



Year	Player	SB
1996	Jason McConnell	7
1997	Jeremy Jackson	8
1998	Brent Caldwell	3
1999	Jack Welsh	3
2000	Jeff Hoefler	3
	Kyle Washburn	3
2001	Ryan Fox	2
	Kyle Washburn	2
	Andrew Wishy	2
2002	Kirk McConnell	8
2003	Scott Bridges	3
	Clay Goodwin	3
2004	Jake Dugger	3
	Scott Hode	3
2005	Clay Goodwin	2
	Casey Rowlett	2
2006	Craig Gentry	3
2007	Logan Forsythe	2
	Brad Secrist	2
2008	Ben Tschepikow	3
2009	Ben Tschepikow	4
2010	Collin Kuhn	4
2011	Kyle Robinson	4
2012	Derrick Bleeker	3
	Jacob Morris	3
2013	Brian Anderson	5
2014	Brian Anderson	3

Home Runs

Year	HR	Player
1967	4	Bill Brill
1968	3	Randy Marshall
1969	8	Mike Pryor
1970	3	Bill Dorothy
	3	Mark Jones
	3	H.A. Scott
1971	6	Greg Palka
	6	H.A. Scott
1972	4	Barton Rhoades
1973	4	Mike Kirkland
1974	5	John Jenkins
1975	1	James Andree
	1	Jeff Hemm
	1	Dennis Lundquist
	1	Doug Pogue
1976	5	Bill Montgomery
1977	6	Marc Brumble
1978	6	Tim Lollar
1979	8	John Hennell
	8	Kevin McReynolds
1980	17	Kevin McReynolds
1981	10	Reggie Thomas
1982	6	Gary Jones
1983	6	Mike Robinson
1984	8	Jeff King
	8	Tony Laird
1985	17	Jeff King
1986	17	Jeff King
1987	18	Andy Skeels
1988	13	Greg D'Alexander
1989	9	Troy Eklund
1990	14	Greg D'Alexander
1991	7	Kirk Piskor
1992	10	Scott Epps
1993	7	Allen Williams
1994	6	Steve Taft
	6	Allen Williams
1995	12	Kit Pellow
1996	9	Kenderick Moore
1997	24	Ryan Lundquist
1998	15	Rodney Nye
1999	20	Rodney Nye
2000	9	Brian Kirby
2001	9	Michael Conner
	9	Brian Kirby
2002	17	Michael Conner
2003	19	Ryan Fox
2004	8	Jake Dugger
	8	Danny Hamblin
	8	Haas Pratt
2005	10	Danny Hamblin
2006	17	Danny Hamblin
2007	22	Danny Hamblin
2008	14	Aaron Murphree
2009	19	Andy Wilkins
2010	22	Brett Eibner
2011	10	Kyle Robinson
2012	7	Matt Reynolds
2013	4	Brian Anderson
	4	Tyler Spoon
2014	9	Eric Fisher

Stolen Bases

Year	Player	SB
1967	Terry Baker	6
1968	Fredy Washington	12
1969	Mike Pryor	10
1970	David Marshall	16
1971	H.A. Scott	15
1972	Keith Cochran	6
	Stan Ley	6
	Bruce Mitchell	6
	Thurman Smith	6
1973	Thurman Smith	10
1974	James Andree	9
1975	Wally Erwin	18
1976	Michael Watson	13
1977	Hank Thompson	17
1978	Shaun Lacey	24
1979	Larry Wallace	19
1980	Todd Zacher	20
1981	Don Carter	20
	Todd Zacher	20
1982	Gary Jones	35
1983	Scott Loseke	42
1984	Jim Ward	27
1985	Mike Loggins	15
1986	Darin Hernandez	17
1987	Dan Campbell	26
1988	Scott Pose	20
1989	Scott Pose	28
1990	Mark Johnson	26
1991	Mark Johnson	23
1992	Allen Williams	29
1993	Allen Williams	18
1994	Kenderick Moore	24
1995	Jeff Parsons	32
1996	Kenderick Moore	29
1997	Jason McConnell	21
1998	Eric Hinske	19
1999	Joe Jester	35
2000	Jack Welsh	19
2001	Michael Conner	13
2002	Scott Bridges	13
2003	Scott Bridges	13
2004	Scott Bridges	24
2005	Scott Bridges	22
2006	Craig Gentry	16
2007	Logan Forsythe	18
2008	Logan Forsythe	11
2009	Ben Tschepikow	17
2010	Collin Kuhn	17
2011	Tim Carver	24
2012	Matt Reynolds	16
2013	Matt Vinson	8
2014	Andrew Benintendi	17

PITCHING (min. 20% team games)

Victories

Year	Wins	Player
1967	8	Butch Hopkins
1968	3	Joe Fair
	3	Stephan Reagan
1969	7	Jerry Blackwood
1970	6	Terry Verhage
	6	Bill Wyles
1971	7	Terry Verhage
1972	6	Larry Paulsen
1973	5	Tim Brewer
	5	Larry Paulsen
1974	5	Gerald Hannahs
	5	Dennis Pugh
1975	5	Warren Hemm
	5	Richard Miller
1976	8	Warren Hemm
1977	8	Mark McClain
1978	6	Tim Lollar
1979	13	Rich Erwin
1980	13	Steve Krueger
1981	11	Scott Tabor
1982	7	Ed Myers
1983	10	Charlie Corbell
1984	8	Kevin Campbell
1985	11	Fred Farwell
1986	9	Steve Parker
1987	11	John Cebuhar
1988	11	Bobby Edwards
1989	10	Dennis Fletcher
	10	Mike Oquist
1990	10	Doug Bennett
1991	6	Doug Bennett
	6	Brian Cook
1992	8	Scott Brocaill
1993	9	Brian Cook
1994	8	Scott Cunningham
1995	9	Alan Mahaffey

Year	ERA	Player
1996	10	Matt Carnes
1997	7	Matt Carnes
	7	Lance Franks
1998	10	David Walling
1999	10	David Walling
2000	4	Gary Hogan Jr.
	4	Cliff Lee
2001	4	Scott Roehl
2002	7	Charlie Isaacson
2003	8	Scott Roehl
2004	10	Charley Boyce
	10	Jay Sawatski
2005	11	Charley Boyce
2006	9	Nick Schmidt
2007	11	Nick Schmidt
2008	5	Cliff Springston
2009	9	Dallas Keuchel
2010	9	Drew Smyly
2011	10	DJ Baxendale
2012	8	DJ Baxendale
	8	Ryne Stanek
2013	10	Ryne Stanek
2014	9	Chris Oliver

ERA

Year	ERA	Player
1967	3.48	John Tyra
1968		not available
1969	2.08	Jerry Blackwood
1970	2.67	Freddy Howard
1971	1.79	Gerald Hannahs
1972	2.23	Larry Paulsen
1973	1.91	Tim Brewer
1974	3.16	Gerald Hannahs
1975	3.28	Richard Miller
1976	2.23	Rich Erwin
1977	1.16	Bill Bakewell
1978	1.37	Bill Bakewell
1979	1.73	Steve Krueger
1980	1.40	John Stanley
1981	2.38	Scott Tabor
1982	2.59	Scott Tabor
1983	2.88	Charlie Corbell
1984	2.36	Dera Clark
1985	2.53	Tim Dietz
1986	2.30	Steve Parker
1987	2.73	Dennis Fletcher
1988	4.42	Bobby Edwards
1989	2.68	Phillip Stidham
1990	0.95	Phillip Stidham
1991	1.20	Phillip Stidham
1992	3.08	Lyle Beckemeyer
1993	2.88	Brian Cook
1994	3.08	Scott Brocaill
1995	2.20	Rob Quarnstrom
1996	2.14	Brian Rogers
1997	4.52	Lance Franks
1998	2.77	Kevin Vent
1999	3.16	Charlie Isaacson
2000	4.25	Jeremy Rankin
2001	2.32	Scott Woods
2002	2.62	Scott Woods
2003	2.67	Boyd Goodner
2004	1.50	Boyd Goodner
2005	2.80	Nick Schmidt
2006	2.77	Shaun Seibert
2007	2.69	Nick Schmidt
2008	3.90	Cliff Springston
2009	2.19	Stephen Richards
2010	1.11	Christian Kowalchuk
2011	1.58	DJ Baxendale
2012	1.38	Colby Suggs
2013	1.39	Ryne Stanek
2014	0.74	Michael Gunn

Innings Pitched

Year	IP	Player
1967	68.2	Butch Hopkins
1968		not available
1969	66.0	Butch Hopkins
1970	76.0	Terry Verhage
1971	75.0	Terry Verhage
1972	84.2	Larry Paulsen
1973	48.0	Larry Paulsen
1974	68.1	Gerald Hannahs
1975	74.0	Richard Miller
1976	90.0	Warren Hemm
1977	76.2	Mark McClain
1978	79.1	David Rhodes
1979	124.0	Rich Erwin
1980	96.0	Steve Krueger
1981	109.2	Scott Tabor
1982	80.2	Charlie Corbell
1983	115.2	Charlie Corbell
1984	86.1	Kevin Campbell

Year	Player	Strikeouts
1985	Fred Farwell	120.2
1986	Kevin Campbell	101.2
1987	John Cebuhar	115.2
1988	Bobby Edwards	93.2
1989	Mike Oquist	109.0
1990	Doug Bennett	96.0
1991	Phillip Stidham	60.0
1992	Scott Brocaill	92.2
1993	Brent Birch	97.0
1994	Scott Cunningham	116.1
1995	Alan Mahaffey	100.0
1996	Matt Carnes	117.0
1997	Matt Carnes	96.1
1998	David Walling	103.1
1999	David Walling	121.1
2000	Gary Hogan Jr.	65.0
2001	Charlie Isaacson	82.0
2002	Charlie Isaacson	90.1
2003	Jarrett Gardner	93.1
2004	Charley Boyce	115.1
2005	Charley Boyce	122.1
2006	Nick Schmidt	116.2
2007	Nick Schmidt	124.0
2008	Cliff Springston	87.2
2009	Dallas Keuchel	108.0
2010	Drew Smyly	103.0
2011	DJ Baxendale	85.1
2012	DJ Baxendale	107.0
2013	Ryne Stanek	97.1
2014	Trey Killian	94.0

Strikeouts

Year	K	Player
1967	91	Butch Hopkins
1968		not available
1969	65	Butch Hopkins
1970	59	Terry Verhage
1971	55	Terry Verhage
1972	78	Larry Paulsen
1973	48	Larry Paulsen
1974	83	Gerald Hannahs
1975	75	Richard Miller
1976	66	Warren Hemm
1977	53	David Rhodes
1978	73	David Rhodes
1979	75	Rich Erwin
1980	74	Steve Krueger
1981	65	Scott Tabor
1982	76	Darrell Akerfelds
1983	51	Les Lancaster
1984	61	Kevin Campbell
1985	90	Fred Farwell
1986	72	Kevin Campbell
1987	106	John Cebuhar
1988	76	Bobby Edwards
1989	93	Mike Oquist
1990	86	Doug Bennett
1991	56	Matt Wagner
1992	63	Scott Brocaill
1993	84	Brent Birch
1994	87	Scott Cunningham
1995	111	Matt Carnes
1996	105	Matt Carnes
1997	85	Matt Carnes
1998	128	David Walling
1999	155	David Walling
2000	77	Cliff Lee
2001	63	Charlie Isaacson
2002	62	Gary Hogan, Jr.
2003	59	Charley Boyce
2004	86	Jay Sawatski
2005	89	Nick Schmidt
2006	145	Nick Schmidt
2007	128	Jess Todd
2008	76	Justin Wells
2009	79	Mike Bolsinger
2010	114	Drew Smyly
2011	77	DJ Baxendale
2012	96	DJ Baxendale
2013	79	Ryne Stanek
2014	68	Jalen Beeks

Shaded denotes Arkansas modern-era record (since 1967).

ARKANSAS BASEBALL

2015 RAZORBACKS

FACILITIES

2014 REVIEW

HISTORY

THE UNIVERSITY

II SERIES HISTORY

ARKANSAS BASEBALL

Opponent	G	W	L	Win%	^UA	^OPP	Home	Away	Neu.
Abeline Christian	2	2	0	1.000	15	4	2-0	0-0	0-0
Air Force	2	1	1	.500	18	2	0-0	0-0	1-1
Alabama	76	33	43	.434	408	450	21-15	9-23	3-5
Alabama A&M	2	2	0	1.000	33	2	2-0	0-0	0-0
Albany	1	1	0	1.000	9	0	1-0	0-0	0-0
Alcorn State	1	1	0	1.000	9	1	1-0	0-0	0-0
American Christian	4	1	3	.250	3	9	1-3	0-0	0-0
Appalachian State	3	3	0	1.000	27	11	3-0	0-0	0-0
Arizona	5	2	3	.400	33	28	0-0	1-2	1-1
Arizona State	11	3	8	.273	47	64	2-0	0-5	1-3
Auburn	77	34	43	.441	463	495	18-18	13-20	3-5
Baker	8	7	1	.875	65	18	7-1	0-0	0-0
Ball State	3	2	1	.667	21	10	2-1	0-0	0-0
Baylor	66	38	28	.576	386	317	22-7	14-19	2-2
Belhaven	3	2	1	.667	10	11	0-0	2-1	0-0
Benedictine	1	1	0	1.000	9	0	1-0	0-0	0-0
Binghamton	3	3	0	1.000	15	3	3-0	0-0	0-0
Bryant	2	1	1	.500	13	7	0-0	0-0	1-1
Bucknell	2	2	0	1.000	20	7	0-0	0-0	2-0
Buena Vista	22	14	8	.636	149	111	13-8	0-0	1-0
BYU	3	2	1	.667	18	7	2-0	0-0	0-1

2015 RAZORBACKS

California	9	4	5	.444	45	46	2-1	2-3	0-1
Cal State Fullerton	4	1	3	.250	26	27	0-0	0-0	1-3
Cal State Northridge	3	3	0	1.000	22	12	3-0	0-0	0-0
Carthage*	2	1	0	.750	10	3	1-0	0-0	0-0
Centenary	40	32	8	.800	363	181	20-4	12-4	0-0
Central Michigan	2	2	0	1.000	11	4	2-0	0-0	0-0
Central Missouri	9	9	0	1.000	89	38	9-0	0-0	0-0
Central Oklahoma	1	1	0	1.000	6	2	1-0	0-0	0-0
Charlotte	2	1	1	.500	13	6	0-0	0-0	1-1
Clemson	6	3	3	.500	34	40	0-1	1-2	2-0
Coastal Carolina	3	1	2	.333	16	22	1-2	0-0	0-0
Colorado	2	2	0	1.000	25	4	2-0	0-0	0-0
Creighton	13	8	5	.615	66	42	4-1	4-4	0-0
Dallas Baptist	18	11	7	.611	127	95	9-5	1-0	1-2
Delaware	3	3	0	1.000	22	15	1-0	0-0	2-0
Delaware State	3	3	0	1.000	24	2	3-0	0-0	0-0
Delta State	5	2	3	.400	27	38	0-0	2-3	0-0
Drake	6	5	1	.833	39	27	5-1	0-0	0-0
Eastern Illinois	22	21	1	.954	220	52	21-0	0-0	0-0
Eastern Kentucky	1	1	0	1.000	20	13	0-0	0-0	1-0
Eastern Michigan	15	14	1	.933	104	48	7-0	0-0	7-1
East Texas Baptist	2	0	2	.000	1	6	0-0	0-2	0-0
Eckerd	1	1	0	1.000	8	2	0-0	0-0	1-0
Emporia State	13	8	5	.615	109	91	5-1	2-4	1-0
Evangel	20	20	0	1.000	166	33	12-0	8-0	0-0
Evansville	11	9	2	.818	78	42	9-2	0-0	0-0
Florida	53	27	26	.509	296	250	13-8	11-16	3-2
Florida Southern	3	2	1	.667	21	9	0-0	2-1	0-0
Florida State	5	5	0	1.000	34	23	2-0	3-0	0-0
Fordham	1	0	1	.000	5	8	0-0	0-0	0-1
Fresno State	1	1	0	1.000	6	4	0-0	1-0	0-0
George Mason	2	2	0	1.000	17	10	0-0	0-0	2-0
George Washington	3	3	0	1.000	25	14	0-0	0-0	3-0
Georgia	48	28	20	.583	316	245	17-7	10-12	1-1
Georgia Tech	3	1	2	.333	9	10	0-0	0-0	1-2
Gonzaga	5	3	2	.600	14	16	2-0	0-1	1-1
Grambling State	3	3	0	1.000	31	10	3-0	0-0	0-0
Hawaii	8	4	4	.500	51	46	0-0	4-4	0-0
Hawaii Pacific	4	3	1	.750	31	19	0-0	3-1	0-0
Houston	64	37	27	.578	371	312	17-7	14-16	6-4
Illinois	3	3	0	1.000	33	12	2-0	0-0	1-0
Illinois-Chicago	8	7	1	.875	63	35	7-1	0-0	0-0
Illinois State	6	5	1	.833	66	33	5-1	0-0	0-0
Indiana	2	1	1	.500	8	16	1-0	0-0	0-1
Indiana State	15	11	4	.733	89	68	9-3	2-1	0-0
Iowa	2	2	0	1.000	33	10	1-0	0-0	1-0
Iowa State	11	11	0	1.000	116	34	11-0	0-0	0-0
Kansas	48	36	12	.750	352	215	33-9	3-3	0-0
Kansas State	49	29	20	.592	341	238	28-14	0-5	1-1
Kent State	1	1	0	1.000	8	1	0-0	0-0	1-0
Kentucky	58	35	23	.603	414	335	18-9	15-12	2-2
Lamar	8	5	3	.625	57	46	5-1	0-0	0-2
Le Moyne	3	2	1	.667	15	13	1-0	0-0	1-1
Liberty	1	1	0	1.000	3	2	0-0	0-0	1-0
Lincoln	2	2	0	1.000	18	2	2-0	0-0	0-0
Long Beach State	13	6	7	.461	73	83	4-3	2-4	0-0
Louisiana College	1	0	1	.000	5	12	0-0	0-1	0-0
Louisiana-Lafayette	5	1	4	.200	22	32	1-0	0-2	0-2
Louisiana Tech	25	22	3	.880	210	103	11-0	6-2	5-1
Loyola (La.)	2	0	2	.000	11	20	0-0	0-2	0-0
Loyola Marymount	1	0	1	.000	3	8	0-0	0-0	0-1
LSU	90	29	61	.322	429	636	14-20	11-31	4-10
Lubbock Christian	4	4	0	1.000	47	9	4-0	0-0	0-0
Luther	4	4	0	1.000	34	9	4-0	0-0	0-0
Maryland	0	0	0	.000	0	0	0-0	0-0	0-0
Memphis*	33	20	12	.621	181	147	9-3	9-7	2-2
Miami (Fla.)	4	0	4	.000	5	19	0-0	0-3	0-1
Miami (Ohio)	3	3	0	1.000	29	11	2-0	0-0	1-0
Middle Tennessee	1	1	0	1.000	10	7	0-0	0-0	1-0
Maine	1	1	0	1.000	14	0	0-0	0-0	1-0
Mankato State	4	3	1	.750	11	11	3-1	0-0	0-0
McNeese State	9	6	3	.667	53	42	4-3	2-0	0-0
Minnesota	10	7	3	.700	59	53	4-0	2-2	1-1
Mississippi College	4	2	2	.500	20	10	0-0	2-2	0-0
Mississippi State	88	40	48	.454	523	554	17-17	16-23	7-8
Miss. Valley State	6	6	0	1.000	41	5	4-0	0-0	2-0
Missouri	26	15	11	.576	157	180	7-2	7-5	1-4
Missouri Southern*	46	44	1	.967	471	145	43-0-1	1-1	0-0
Missouri State	69	49	20	.710	455	321	32-8	17-11	0-1
Missouri-St. Louis	2	2	0	1.000	25	4	2-0	0-0	0-0
Missouri Valley	1	1	0	1.000	7	1	1-0	0-0	0-0
Missouri Western	18	17	1	.944	157	37	17-1	0-0	0-0
Morningside	2	1	1	.500	41	17	1-1	0-0	0-0
Murray State	2	2	0	1.000	12	5	2-0	0-0	0-0
Navy	2	2	0	1.000	14	5	0-0	0-0	2-0
Nebraska	20	9	11	.450	96	107	8-7	1-3	0-1
Nebraska-Kearney	2	1	1	.500	5	4	1-1	0-0	0-0
Nevada	1	1	0	1.000	10	2	1-0	0-0	0-0
New Mexico	9	7	2	.778	43	24	3-1	1-0	3-1
New Mexico State	2	2	0	1.000	16	7	0-0	1-0	1-0

2014 REVIEW

Stephen F. Austin	5	5	0	1.000	43	16	4-0	0-0	1-0
St. John's	3	3	0	1.000	34	15	3-0	0-0	0-0
St. Mary's (Texas)	4	2	2	.500	13	8	0-0	2-2	0-0
St. Olaf	2	2	0	1.000	15	3	2-0	0-0	0-0
TCU	64	45	19	.703	414	320	25-2	19-17	1-0
Tennessee	55	30	25	.545	376	315	15-9	13-15	2-1
Texas	82	28	54	.341	335	542	12-15	13-28	3-11
Texas A&M	71	34	37	.478	355	356	15-18	16-17	3-2
Texas-Arlington	8	7	1	.875	53	20	0-0	4-1	3-0
Texas Lutheran	3	1	2	.333	12	14	0-0	1-1	0-1
Texas-Pan American	20	5	15	.250	71	100	1-0	4-11	0-4
Texas-San Antonio	13	10	3	.769	103	53	4-1	6-2	0-0
Texas State	1	1	0	1.000	6	5	1-0	0-0	0-0
Texas Tech	57	43	14	.754	465	301	21-6	20-7	2-1
Texas Wesleyan	7	6	1	.857	60	34	6-1	0-0	0-0
Trinity	4	2	2	.500	21	36	0-0	2-1	0-1
Troy	6	5	1	.833	64	31	3-0	2-1	0-0
Truman State	2	2	0	1.000	28	13	1-0	0-0	1-0
Tulane	3	2	1	.666	13	3	0-0	1-1	1-0
Tulsa	41	20	21	.488	221	211	13-7	7-14	0-0
UCF	0	0	0	.000	0	0	0-0	0-0	0-0
UCLA	2	0	2	.000	7	11	0-2	0-0	0-0
ULM	14	7	7	.500	88	78	2-1	5-5	0-1
Union	4	1	3	.250	11	18	1-1	0-2	0-0
UNLV	5	1	4	.250	30	36	1-1	0-3	0-0
Upper Iowa	3	2	1	.667	16	17	2-1	0-0	0-0
Utah	3	3	0	1.000	18	7	3-0	0-0	0-0
UT Martin	1	1	0	1.000	6	2	1-0	0-0	0-0
Valparaiso	4	3	1	.750	27	19	3-1	0-0	0-0
Vanderbilt	52	29	23	.557	312	274	16-10	13-8	0-5
Villanova	3	3	0	1.000	41	7	3-0	0-0	0-0
Virginia	3	1	2	.333	6	15	0-0	0-2	1-0
Washington	1	0	1	.000	2	5	0-0	0-0	0-1
Washington State	10	7	3	.700	55	48	5-2	0-0	2-1
Western Illinois	7	6	1	.857	60	30	6-1	0-0	0-0
Western Kentucky	2	2	0	1.000	13	5	2-0	0-0	0-0
Western Michigan	9	7	2	.778	99	54	2-0	0-0	5-2
West Texas State	2	0	2	.000	7	9	0-0	0-0	0-2
West Virginia	1	1	0	1.000	7	2	0-0	0-0	1-0
Wichita State	43	21	22	.488	214	227	13-2	7-17	1-3
William Carey	1	0	1	.000	0	1	0-0	0-1	0-0
William Jewell	13	10	3	.769	79	37	10-3	0-0	0-0
Wisconsin	9	8	1	.889	7				



ABELINE CHRISTIAN

Overall Series Record: 2-0
Record in Fayetteville, Ark.: 2-0

DATE	SITE	W/L	SCORE
4/6/71	Fayetteville, Ark.	W	4-3
4/6/71	Fayetteville, Ark.	W	11-1

AIR FORCE

Overall Series Record: 1-1
Record at Neutral Sites: 1-1

DATE	SITE	W/L	SCORE
3/26/68	San Antonio, Texas	L	0-1
2/15/02	Arlington, Texas	W	18-1

ALABAMA

Overall Series Record: 33-43
Record in Fayetteville, Ark.: 21-15
Record in Tuscaloosa, Ala.: 9-23
Record at Neutral Sites: 3-5

DATE	SITE	W/L	SCORE
5/2/92	Fayetteville, Ark.	L	2-11
5/2/92	Fayetteville, Ark.	L	3-4
5/3/92	Fayetteville, Ark.	W	7-3
5/8/93	Tuscaloosa, Ala.	L	2-4
5/8/93	Tuscaloosa, Ala.	W	8-1
5/9/93	Tuscaloosa, Ala.	L	1-10
5/6/94	Fayetteville, Ark.	W	6-5
5/7/94	Fayetteville, Ark.	W	14-6
5/8/94	Fayetteville, Ark.	W	7-3
5/5/95	Tuscaloosa, Ala.	W	12-4
5/6/95	Tuscaloosa, Ala.	W	9-3
5/7/95	Tuscaloosa, Ala.	L	4-7
5/19/95	Starkville, Miss.!	W	5-2
5/20/95	Starkville, Miss.!	L	7-8
5/3/96	Fayetteville, Ark.	W	9-3
5/4/96	Fayetteville, Ark.	L	3-7
5/5/96	Fayetteville, Ark.	L	2-3
4/25/97	Tuscaloosa, Ala.	L	10-11
4/26/97	Tuscaloosa, Ala.	L	2-13
4/3/98	Fayetteville, Ark.	W	11-8
4/4/98	Fayetteville, Ark.	L	1-9
4/5/98	Fayetteville, Ark.	L	3-5
4/23/99	Tuscaloosa, Ala.	L	3-8
4/24/99	Tuscaloosa, Ala.	L	8-15
4/25/99	Tuscaloosa, Ala.	L	8-9
5/23/99	Hoover, Ala.!	L	3-9
4/14/00	Fayetteville, Ark.	L	5-6
4/15/00	Fayetteville, Ark.	L	7-8
4/16/00	Fayetteville, Ark.	L	8-9
5/11/01	Tuscaloosa, Ala.	L	6-11
5/12/01	Tuscaloosa, Ala.	L	9-10
5/13/01	Tuscaloosa, Ala.	L	6-8
3/22/02	Fayetteville, Ark.	L	5-9
3/23/02	Fayetteville, Ark.	W	10-0
3/24/02	Fayetteville, Ark.	L	1-4
4/25/03	Tuscaloosa, Ala.	L	2-10
4/26/03	Tuscaloosa, Ala.	L	3-6
4/27/03	Tuscaloosa, Ala.	L	2-14
4/2/04	Fayetteville, Ark.	L	3-6
4/3/04	Fayetteville, Ark.	W	7-2
4/4/04	Fayetteville, Ark.	W	11-6
5/13/05	Tuscaloosa, Ala.	W	5-4
5/14/05	Tuscaloosa, Ala.	L	2-5
5/15/05	Tuscaloosa, Ala.	W	3-2
5/26/05	Hoover, Ala.!	L	4-5
5/5/06	Fayetteville, Ark.	W	4-3 (11)
5/6/06	Fayetteville, Ark.	W	13-6
5/7/06	Fayetteville, Ark.	W	5-3
5/25/06	Hoover, Ala.!	L	3-4
5/11/07	Tuscaloosa, Ala.	L	0-10
5/12/07	Tuscaloosa, Ala.	W	12-5
5/13/07	Tuscaloosa, Ala.	L	5-9
5/23/07	Hoover, Ala.!	W	6-0
5/2/08	Fayetteville, Ark.	L	7-11
5/3/08	Fayetteville, Ark.	L	6-11
5/4/08	Fayetteville, Ark.	W	5-4
5/8/09	Tuscaloosa, Ala.	L	1-2
5/9/09	Tuscaloosa, Ala.	L	6-8
5/10/09	Tuscaloosa, Ala.	L	5-6
3/26/10	Fayetteville, Ark.	W	9-8
3/27/10	Fayetteville, Ark.	W	4-3
3/28/10	Fayetteville, Ark.	W	10-5
4/1/11	Tuscaloosa, Ala.	L	3-5
4/2/11	Tuscaloosa, Ala.	L	3-5
4/3/11	Tuscaloosa, Ala.	W	4-3
5/25/11	Hoover, Ala.!	L	4-7
5/27/11	Hoover, Ala.!	W	4-1

3/16/12	Fayetteville, Ark.	W	4-3 (12)
3/17/12	Fayetteville, Ark.	W	8-4
3/18/12	Fayetteville, Ark.	W	7-4
4/4/13	Tuscaloosa, Ala.	W	3-1
4/5/13	Tuscaloosa, Ala.	W	6-0
4/6/13	Tuscaloosa, Ala.	L	0-5
3/21/14	Fayetteville, Ark.	L	9-17
3/22/14	Fayetteville, Ark.	W	2-1
3/23/14	Fayetteville, Ark.	W	1-0

ALABAMA A&M

Overall Series Record: 2-0
Record in Fayetteville, Ark.: 2-0

DATE	SITE	W/L	SCORE
3/12/13	Fayetteville, Ark.	W	20-2
3/13/13	Fayetteville, Ark.	W	13-0

ALBANY

Overall Series Record: 1-0
Record in Fayetteville, Ark.: 1-0

DATE	SITE	W/L	SCORE
6/1/07	Fayetteville, Ark.+	W	9-0

ALCORN STATE

Overall Series Record: 1-0
Record in Fayetteville, Ark.: 1-0

DATE	SITE	W/L	SCORE
4/16/08	Fayetteville, Ark.	W	9-1

AMERICAN CHRISTIAN

Overall Series Record: 1-3
Record in Fayetteville, Ark.: 1-3

DATE	SITE	W/L	SCORE
4/21/75	Fayetteville, Ark.	L	0-6
4/21/75	Fayetteville, Ark.	L	1-2
4/27/76	Fayetteville, Ark.	W	2-0
4/27/76	Fayetteville, Ark.	L	0-1

APPALACHIAN STATE

Overall Series Record: 3-0
Record in Fayetteville, Ark.: 3-0

DATE	SITE	W/L	SCORE
2/14/14	Fayetteville, Ark.	W	12-2
2/15/14	Fayetteville, Ark.	W	7-6
2/16/14	Fayetteville, Ark.	W	8-3

ARIZONA

Overall Series Record: 2-3
Record in Tucson, Ariz.: 1-2
Record at Neutral Sites: 1-1

DATE	SITE	W/L	SCORE
6/3/79	Omaha, Neb.+	W	10-3
2/18/88	Tucson, Ariz.	L	11-12
2/19/88	Tucson, Ariz.	L	3-4
2/20/88	Tucson, Ariz.	W	7-2
6/19/04	Omaha, Neb.+	L	2-7

ARIZONA STATE

Overall Series Record: 3-8
Record in Fayetteville, Ark.: 2-0
Record in Tempe, Ariz.: 0-5
Record at Neutral Sites: 1-3

DATE	SITE	W/L	SCORE
5/29/89	Waterbury, Conn.+	W	1-0
5/21/98	Wichita, Kan.+	L	4-8
3/11/08	Tempe, Ariz.	L	5-6
3/12/08	Tempe, Ariz.	L	4-7
4/7/09	Fayetteville, Ark.	W	7-3
4/8/09	Fayetteville, Ark.	W	8-7
6/12/10	Tempe, Ariz.+	L	6-7 (12)
6/13/10	Tempe, Ariz.+	L	5-7 (12)
6/5/11	Tempe, Ariz.+	L	4-13
2/28/13	Surprise, Ariz.	L	2-3
3/2/13	Surprise, Ariz.	L	1-3

AUBURN

Overall Series Record: 34-43
Record in Fayetteville, Ark.: 18-18
Record in Auburn, Ala.: 13-20
Record at Neutral Sites: 3-5

DATE	SITE	W/L	SCORE
4/11/92	Fayetteville, Ark.	W	9-7

4/11/92	Fayetteville, Ark.	W	4-1
4/12/92	Fayetteville, Ark.	L	4-14
4/17/93	Auburn, Ala.	W	8-7
4/17/93	Auburn, Ala.	L	1-6
4/18/93	Auburn, Ala.	L	3-8
5/21/93	Baton Rouge, La.!	L	1-3
4/15/94	Fayetteville, Ark.	W	7-6
4/16/94	Fayetteville, Ark.	L	3-6
4/17/94	Fayetteville, Ark.	W	10-0
5/19/94	Oxford, Miss.!	L	1-3
4/14/95	Auburn, Ala.	L	1-7
4/15/95	Auburn, Ala.	L	1-3
4/16/95	Auburn, Ala.	L	7-11
4/13/96	Fayetteville, Ark.	W	9-2
4/13/96	Fayetteville, Ark.	W	9-6
4/14/96	Fayetteville, Ark.	L	2-4
4/18/97	Auburn, Ala.	L	4-11
4/19/97	Auburn, Ala.	W	9-5
4/20/97	Auburn, Ala.	L	3-12
5/14/97	Columbus, Ga.!	L	3-7
4/10/98	Fayetteville, Ark.	L	2-11
4/11/98	Fayetteville, Ark.	L	5-6
4/12/98	Fayetteville, Ark.	W	4-2
5/17/98	Hoover, Ala.!	L	5-7
3/12/99	Auburn, Ala.	L	4-11
3/13/99	Auburn, Ala.	W	20-9
3/14/99	Auburn, Ala.	L	12-13
5/20/99	Hoover, Ala.!	L	2-3 (11)
5/22/99	Hoover, Ala.!	W	9-5
5/22/99	Hoover, Ala.!	W	9-6
3/17/00	Fayetteville, Ark.	L	6-11
3/18/00	Fayetteville, Ark.	L	7-10
3/19/00	Fayetteville, Ark.	L	11-21
4/13/01	Auburn, Ala.	L	1-10
4/14/01	Auburn, Ala.	L	4-11
4/15/01	Auburn, Ala.	L	5-10
5/17/02	Fayetteville, Ark.	W	18-5
5/18/02	Fayetteville, Ark.	L	3-7
5/19/02	Fayetteville, Ark.	W	4-1
5/23/02	Hoover, Ala.!	W	7-3
4/18/03	Auburn, Ala.	W	9-7
4/19/03	Auburn, Ala.	W	11-6
4/20/03	Auburn, Ala.	L	2-5
5/21/04	Fayetteville, Ark.	W	9-7
5/22/04	Fayetteville, Ark.	L	4-7
5/23/04	Fayetteville, Ark.	W	15-3
4/1/05	Auburn, Ala.	L	1-5
4/2/05	Auburn, Ala.	L	7-8
4/3/05	Auburn, Ala.	W	8-6
5/18/06	Fayetteville, Ark.	W	6-3
5/19/06	Fayetteville, Ark.	W	10-5
5/20/06	Fayetteville, Ark.	W	11-2
4/27/07	Auburn, Ala.	W	12-1
4/28/07	Auburn, Ala.	L	9-11
4/29/07	Auburn, Ala.	W	8-1
4/4/08	Fayetteville, Ark.	L	2-5
4/5/08	Fayetteville, Ark.	W	5-4
4/6/08	Fayetteville, Ark.	L	10-12 (10)
3/20/09	Auburn, Ala.	W	3-2
3/21/09	Auburn, Ala.	W	10-6
3/22/09	Auburn, Ala.	W	12-6
4/30/10	Fayetteville, Ark.	W	9-4
5/1/10	Fayetteville, Ark.	L	7-8
5/2/10	Fayetteville, Ark.	L	2-13
3/18/11	Auburn, Ala.	W	6-5 (11)
3/19/11	Auburn, Ala.	L	5-9
3/20/11	Auburn, Ala.	L	7-8
5/10/12	Fayetteville, Ark.	L	2-3 (10)
5/11/12	Fayetteville, Ark.	W	5-4
5/12/12	Fayetteville, Ark.	L	5-12
5/16/13	Auburn, Ala.	L	0-3
5/17/13	Auburn, Ala.	W	1-0
5/18/13	Auburn, Ala.	L	6-11
4/25/14	Fayetteville, Ark.	L	1-2
4/26/14	Fayetteville, Ark.	W	4-3 (10)
4/26/14	Fayetteville, Ark.	L	2-7

BAKER

Overall Series Record: 7-1
Record in Fayetteville, Ark.: 7-1

DATE	SITE	W/L	SCORE
3/17/75	Fayetteville, Ark.	W	3-2
3/17/75	Fayetteville, Ark.	L	0-2
3/10/76	Fayetteville, Ark.	W	11-0
3/11/76	Fayetteville, Ark.	W	9-7
3/7/77	Fayetteville, Ark.	W	6-0
3/7/77	Fayetteville, Ark.	W	11-1
3/13/80	Fayetteville, Ark.	W	16-2
3/13/80	Fayetteville, Ark.	W	9-4

ARKANSAS BASEBALL

2015 RAZORBACKS

FACILITIES

2014 REVIEW

HISTORY

THE UNIVERSITY



II SERIES HISTORY

ARKANSAS BASEBALL

BALL STATE

Overall Series Record: 2-1
Record in Fayetteville, Ark.: 2-1

DATE	SITE	W/L	SCORE
2/19/10	Fayetteville, Ark.	W	10-2
2/20/10	Fayetteville, Ark.	L	2-5
2/21/10	Fayetteville, Ark.	W	9-3

BAYLOR

Overall Series Record: 38-28
Record in Fayetteville, Ark.: 22-7
Record in Waco, Texas: 14-19
Record at Neutral Sites: 2-2

DATE	SITE	W/L	SCORE
4/14/60	Monroe, La.	W	8-0
4/6/61	Waco, Texas	L	2-16
4/6/61	Waco, Texas	L	1-5
4/19/62	Monroe, La.	L	0-5
3/21/66	Waco, Texas	L	7-13
3/8/74	Waco, Texas	L	6-7
3/9/74	Waco, Texas	L	2-7
3/9/74	Waco, Texas	L	0-9
3/7/75	Fayetteville, Ark.	L	2-11
3/8/75	Fayetteville, Ark.	W	5-4
3/8/75	Fayetteville, Ark.	W	7-4
4/9/76	Waco, Texas	L	0-5
4/10/76	Waco, Texas	L	0-2
4/10/76	Waco, Texas	L	2-5
4/8/77	Fayetteville, Ark.	L	3-5
4/9/77	Fayetteville, Ark.	W	5-2
4/9/77	Fayetteville, Ark.	W	6-1
3/17/78	Waco, Texas	L	11-12
3/18/78	Waco, Texas	W	7-6
3/18/78	Waco, Texas	L	8-9
5/12/78	Austin, Texas!	L	0-1
3/16/79	Fayetteville, Ark.	W	12-1
3/17/79	Fayetteville, Ark.	W	5-1
3/17/79	Fayetteville, Ark.	L	0-4
5/12/79	Austin, Texas!	W	6-1
4/18/80	Waco, Texas	L	1-2
4/19/80	Waco, Texas	W	3-2
4/19/80	Waco, Texas	W	7-6
3/20/81	Fayetteville, Ark.	W	11-3
3/21/81	Fayetteville, Ark.	W	3-1
3/21/81	Fayetteville, Ark.	W	12-0
3/19/82	Waco, Texas	W	8-2
3/20/82	Waco, Texas	W	8-7
3/20/82	Waco, Texas	L	4-5 (10)
3/11/83	Fayetteville, Ark.	W	8-5
3/12/83	Fayetteville, Ark.	W	5-3
3/12/83	Fayetteville, Ark.	L	2-3
3/16/84	Waco, Texas	W	10-9
3/17/84	Waco, Texas	L	7-8
3/17/84	Waco, Texas	W	10-3
4/26/85	Fayetteville, Ark.	L	6-7
4/27/85	Fayetteville, Ark.	W	5-4
4/27/85	Fayetteville, Ark.	L	8-11
5/17/85	Fayetteville, Ark.	W	6-4
4/25/86	Waco, Texas	L	8-10
4/26/86	Waco, Texas	L	4-6
4/26/86	Waco, Texas	W	10-7
4/17/87	Fayetteville, Ark.	W	5-3
4/18/87	Fayetteville, Ark.	W	8-0
4/18/87	Fayetteville, Ark.	W	6-5
4/22/88	Waco, Texas	W	4-2
4/23/88	Waco, Texas	L	5-7
4/23/88	Waco, Texas	W	11-10
4/14/89	Fayetteville, Ark.	W	8-4
4/15/89	Fayetteville, Ark.	W	9-1
4/15/89	Fayetteville, Ark.	W	10-3
4/13/90	Waco, Texas	W	13-3
4/14/90	Waco, Texas	L	1-2
4/14/90	Waco, Texas	W	3-2
4/19/91	Fayetteville, Ark.	W	13-5
4/20/91	Fayetteville, Ark.	W	7-6
4/20/91	Fayetteville, Ark.	L	6-7
3/10/98	Fayetteville, Ark.	W	9-1
6/9/12	Waco, Texas+	L	1-8
6/10/12	Waco, Texas+	W	5-4
6/11/12	Waco, Texas+	W	1-0 (10)

BELHAVEN

Overall Series Record: 2-1
Record in Jackson, Miss.: 2-1

DATE	SITE	W/L	SCORE
3/25/69	Jackson, Miss.	L	2-7
3/26/69	Jackson, Miss.	W	4-2

3/27/69 Jackson, Miss. W 4-2

BENEDICTINE

Overall Series Record: 1-0
Record in Fayetteville, Ark.: 1-0

DATE	SITE	W/L	SCORE
3/9/88	Fayetteville, Ark.	W	9-0

BINGHAMTON

Overall Series Record: 3-0
Record in Fayetteville, Ark.: 3-0

DATE	SITE	W/L	SCORE
3/9/12	Fayetteville, Ark.	W	4-0
3/10/12	Fayetteville, Ark.	W	5-3
3/11/12	Fayetteville, Ark.	W	6-0

BRYANT

Overall Series Record: 1-1
Record at Neutral Sites: 1-1

DATE	SITE	W/L	SCORE
5/31/13	Manhattan, Kan.+	L	1-4
6/2/13	Manhattan, Kan.+	W	12-3

BUCKNELL

Overall Series Record: 2-0
Record at Neutral Sites: 2-0

DATE	SITE	W/L	SCORE
5/31/03	Austin, Texas+	W	10-7
6/1/14	Charlottesville, Va.+	W	10-0

BUENA VISTA

Overall Series Record: 14-8
Record in Fayetteville, Ark.: 13-8
Record at Neutral Sites: 1-0

DATE	SITE	W/L	SCORE
1960	Fayetteville, Ark.	W	10-4
1960	Fayetteville, Ark.	L	1-3
3/27/61	Fayetteville, Ark.	L	6-10
3/29/61	Fayetteville, Ark.	W	2-0
3/26/62	Fayetteville, Ark.	L	4-8
3/27/62	Fayetteville, Ark.	L	7-8
3/28/62	Fayetteville, Ark.	W	5-4
3/25/63	Fayetteville, Ark.	W	9-1
3/25/63	Fayetteville, Ark.	W	8-7
3/26/63	Fayetteville, Ark.	W	11-10
3/23/64	Fayetteville, Ark.	L	5-6
3/24/64	Fayetteville, Ark.	L	13-16
3/31/66	Fayetteville, Ark.	L	0-3
4/1/66	Fayetteville, Ark.	W	16-13
3/21/67	Fayetteville, Ark.	W	6-1
3/21/67	Fayetteville, Ark.	W	4-3
3/22/67	Fayetteville, Ark.	L	3-6
4/1/69	Fayetteville, Ark.	W	16-4
4/1/69	Fayetteville, Ark.	W	14-1
3/25/71	Fayetteville, Ark.	W	5-1
3/25/71	Fayetteville, Ark.	W	3-2
3/31/72	Tulsa, Okla.	W	1-0

BYU

Overall Series Record: 2-1
Record in Fayetteville, Ark.: 2-0
Record at Neutral Sites: 0-1

DATE	SITE	W/L	SCORE
3/13/90	Fresno, Calif.	L	5-6
2/28/12	Fayetteville, Ark.	W	5-0
2/29/12	Fayetteville, Ark.	W	8-1

CALIFORNIA

Overall Series Record: 4-5
Record in Fayetteville, Ark.: 2-1
Record in Berkeley, Calif.: 2-3
Record at Neutral Sites: 0-1

DATE	SITE	W/L	SCORE
5/24/80	Tulsa, Okla.+	L	1-7
3/6/09	Fayetteville, Ark.	W	5-4 (10)
3/7/09	Fayetteville, Ark.	L	6-12
3/8/09	Fayetteville, Ark.	W	13-3
3/5/10	Berkeley, Calif.	W	7-3
3/6/10	Berkeley, Calif.	W	9-5
3/7/10	Berkeley, Calif.	L	0-6
3/9/14	Berkeley, Calif.	L	3-4
3/9/14	Berkeley, Calif.	L	1-2

CAL STATE FULLERTON

Overall Series Record: 1-3
Record at Neutral Sites: 1-3

DATE	SITE	W/L	SCORE
6/6/79	Omaha, Neb.+	L	10-13
6/8/79	Omaha, Neb.+	L	1-2
3/7/93	Minneapolis, Minn.	L	5-6
6/13/09	Omaha, Neb.+	W	10-6

CAL STATE NORTHBRIDGE

Overall Series Record: 3-0
Record in Fayetteville, Ark.: 3-0

DATE	SITE	W/L	SCORE
3/10/06	Fayetteville, Ark.	W	6-5
3/11/06	Fayetteville, Ark.	W	8-1
3/12/06	Fayetteville, Ark.	W	8-6

CARTHAGE

Overall Series Record: 1-0-1
Record in Fayetteville, Ark.: 1-0-1

DATE	SITE	W/L	SCORE
1971	Fayetteville, Ark.	W	8-1
1971	Fayetteville, Ark.	T	2-2

CENETARY

Overall Series Record: 32-8
Record in Fayetteville, Ark.: 20-4
Record in Shreveport, La.: 12-4

DATE	SITE	W/L	SCORE
1960	Shreveport, La.	L	12-13
1960	Shreveport, La.	L	2-3
4/14/61	Fayetteville, Ark.	W	10-2
4/27/62	Shreveport, La.	W	6-2
4/28/62	Shreveport, La.	W	7-2
4/8/63	Fayetteville, Ark.	L	6-7
4/9/63	Fayetteville, Ark.	W	3-2
4/3/64	Shreveport, La.	W	8-4
4/4/64	Shreveport, La.	L	7-8
4/10/65	Fayetteville, Ark.	L	7-10
4/10/65	Fayetteville, Ark.	L	4-8
4/16/66	Shreveport, La.	W	4-2
4/16/66	Shreveport, La.	W	3-2
4/1/80	Fayetteville, Ark.	W	2-1
4/1/80	Fayetteville, Ark.	W	7-5
3/20/88	Shreveport, La.	W	12-2
4/8/90	Fayetteville, Ark.	W	9-5
3/17/91	Shreveport, La.	W	7-3
4/21/92	Fayetteville, Ark.	W	9-8 (10)
3/5/94	Fayetteville, Ark.	W	11-5
3/6/94	Fayetteville, Ark.	W	13-1
3/31/99	Fayetteville, Ark.	W	18-2
2/29/00	Fayetteville, Ark.	W	7-6 (10)
3/1/00	Fayetteville, Ark.	W	21-9
3/21/01	Shreveport, La.	W	5-0
3/26/02	Fayetteville, Ark.	W	16-4
3/27/02	Fayetteville, Ark.	W	10-2
3/19/03	Shreveport, La.	W	14-9
3/16/04	Fayetteville, Ark.	W	10-9
3/17/04	Fayetteville, Ark.	W	15-3
3/22/05	Shreveport, La.	W	10-1
3/23/05	Shreveport, La.	W	14-1
3/21/06	Fayetteville, Ark.	W	10-2
3/22/06	Fayetteville, Ark.	W	8-5
3/21/07	Shreveport, La.	W	16-14
3/25/08	Fayetteville, Ark.	W	9-0
3/26/08	Fayetteville, Ark.	L	1-5
3/10/09	Shreveport, La.	L	3-8
3/30/10	Fayetteville, Ark.	W	18-2
3/31/10	Fayetteville, Ark.	W	9-4

CENTRAL MICHIGAN

Overall Series Record: 2-0
Record in Fayetteville, Ark.: 2-0

DATE	SITE	W/L	SCORE
3/24/98	Fayetteville, Ark.	W	4-2
3/25/98	Fayetteville, Ark.	W	7-2

CENTRAL MISSOURI

Overall Series Record: 9-0
Record in Fayetteville, Ark.: 9-0

DATE	SITE	W/L	SCORE
4/29/64	Fayetteville, Ark.	W	7-5
4/29/64	Fayetteville, Ark.	W	10-9
3/15/83	Fayetteville, Ark.	W	7-5

2015 RAZORBACKS

FACILITIES

2014 REVIEW

HISTORY

THE UNIVERSITY



3/15/83	Fayetteville, Ark.	W	5-0
3/16/83	Fayetteville, Ark.	W	12-3
3/16/83	Fayetteville, Ark.	W	8-1
2/28/92	Fayetteville, Ark.	W	9-1
3/8/95	Fayetteville, Ark.	W	9-8
3/4/97	Fayetteville, Ark.	W	22-6

CENTRAL OKLAHOMA

Overall Series Record: 1-0
Record in Fayetteville, Ark.: 1-0

DATE	SITE	W/L	SCORE
4/8/91	Fayetteville, Ark.	W	6-2

CHARLOTTE

Overall Series Record: 1-1
Record at Neutral Sites: 1-1

DATE	SITE	W/L	SCORE
6/3/11	Tempe, Ariz.+	L	2-3
6/5/11	Tempe, Ariz.+	W	11-3

CLEMSON

Overall Series Record: 3-3
Record in Fayetteville, Ark.: 0-1
Record in Clemson, S.C.: 1-2
Record at Neutral Sites: 2-0

DATE	SITE	W/L	SCORE
5/23/87	Huntsville, Ala.+	W	6-5 (10)
5/24/87	Huntsville, Ala.+	W	4-2
5/29/99	Fayetteville, Ark.+	L	4-12
6/7/02	Clemson, S.C.+	W	9-6
6/8/02	Clemson, S.C.+	L	7-8
6/9/02	Clemson, S.C.+	L	4-7

COASTAL CAROLINA

Overall Series Record: 1-2
Record in Fayetteville, Ark.: 1-2

DATE	SITE	W/L	SCORE
5/20/83	Fayetteville, Ark.	L	3-5
5/21/83	Fayetteville, Ark.	L	7-13
5/21/83	Fayetteville, Ark.	W	6-4

COLORADO

Overall Series Record: 2-0
Record in Fayetteville, Ark.: 2-0

DATE	SITE	W/L	SCORE
1960	Fayetteville, Ark.	W	17-2
1960	Fayetteville, Ark.	W	8-2

CREIGHTON

Overall Series Record: 8-5
Record in Fayetteville, Ark.: 4-1
Record in Omaha, Neb.: 4-4

DATE	SITE	W/L	SCORE
5/7/71	Omaha, Neb.	L	4-6
5/7/71	Omaha, Neb.	W	2-0
5/8/71	Omaha, Neb.	L	2-3
5/8/71	Omaha, Neb.	L	1-2
4/27/73	Omaha, Neb.	W	5-1
4/27/73	Omaha, Neb.	W	11-2
4/28/73	Omaha, Neb.	W	3-1
4/28/73	Omaha, Neb.	L	2-6
3/6/74	Fayetteville, Ark.	L	1-12
3/6/74	Fayetteville, Ark.	W	12-4
3/13/77	Fayetteville, Ark.	W	8-0
2/11/03	Fayetteville, Ark.	W	9-5
6/3/07	Fayetteville, Ark.+	W	6-0

DALLAS BAPTIST

Overall Series Record: 11-7
Record in Fayetteville, Ark.: 9-5
Record in Dallas, Texas: 1-0
Record at Neutral Sites: 1-2

DATE	SITE	W/L	SCORE
4/30/82	Fayetteville, Ark.	W	4-2
4/30/82	Fayetteville, Ark.	W	6-1
5/1/82	Fayetteville, Ark.	L	1-3
5/1/82	Fayetteville, Ark.	W	7-2
4/29/83	Fort Smith, Ark.	L	9-19
4/30/83	Fayetteville, Ark.	W	8-4
4/30/83	Fayetteville, Ark.	W	8-7
3/19/84	Fayetteville, Ark.	W	8-2
3/20/84	Fayetteville, Ark.	L	3-6
3/20/84	Fayetteville, Ark.	W	3-0

3/28/88	Fayetteville, Ark.	L	6-9
4/10/89	Fayetteville, Ark.	L	8-10
4/16/90	Fayetteville, Ark.	W	10-6
4/22/91	Fayetteville, Ark.	L	4-7
4/23/92	Fayetteville, Ark.	W	13-3
2/14/99	Lafayette, La.	L	8-10
2/11/05	Dallas, Texas	W	13-3
2/12/05	Arlington, Texas	W	8-1

DELAWARE

Overall Series Record: 3-0
Record in Fayetteville, Ark.: 1-0
Record at Neutral Sites: 2-0

DATE	SITE	W/L	SCORE
5/26/79	Tallahassee, Fla.+	W	8-6
5/27/79	Tallahassee, Fla.+	W	4-3
5/28/99	Fayetteville, Ark.+	W	10-6

DELAWARE STATE

Overall Series Record: 3-0
Record in Fayetteville, Ark.: 3-0

DATE	SITE	W/L	SCORE
2/18/11	Fayetteville, Ark.	W	5-0
2/19/11	Fayetteville, Ark.	W	9-2
2/20/11	Fayetteville, Ark.	W	10-0

DELTA STATE

Overall Series Record: 2-3
Record in Cleveland, Miss.: 2-3

DATE	SITE	W/L	SCORE
4/19/63	Cleveland, Miss.	W	5-2
4/20/63	Cleveland, Miss.	L	2-10
4/21/65	Cleveland, Miss.	L	1-5
4/22/65	Cleveland, Miss.	L	7-12
4/17/67	Cleveland, Miss.	W	12-9

DRAKE

Overall Series Record: 5-1
Record in Fayetteville, Ark.: 5-1

DATE	SITE	W/L	SCORE
3/17/71	Fayetteville, Ark.	W	6-2
3/17/71	Fayetteville, Ark.	L	6-7
3/18/72	Fayetteville, Ark.	W	9-4
3/18/72	Fayetteville, Ark.	W	4-2
3/22/73	Fayetteville, Ark.	W	11-10
3/22/73	Fayetteville, Ark.	W	3-2

EASTERN ILLINOIS

Overall Series Record: 21-1
Record in Fayetteville, Ark.: 21-1

DATE	SITE	W/L	SCORE
3/22/84	Fayetteville, Ark.	W	6-0
3/22/84	Fayetteville, Ark.	W	16-2
3/13/93	Fayetteville, Ark.	W	8-3
3/14/93	Fayetteville, Ark.	W	8-7
3/14/93	Fayetteville, Ark.	W	7-1
2/20/98	Fayetteville, Ark.	W	16-0
2/21/98	Fayetteville, Ark.	L	4-5
2/22/98	Fayetteville, Ark.	W	8-1
2/26/99	Fayetteville, Ark.	W	8-3
2/27/99	Fayetteville, Ark.	W	17-2
2/28/99	Fayetteville, Ark.	W	10-3
2/23/01	Fayetteville, Ark.	W	6-2
2/25/01	Fayetteville, Ark.	W	10-4
2/25/01	Fayetteville, Ark.	W	17-4
2/14/03	Fayetteville, Ark.	W	5-1
2/15/03	Fayetteville, Ark.	W	17-3
3/11/05	Fayetteville, Ark.	W	17-2
3/12/05	Fayetteville, Ark.	W	12-1
3/13/05	Fayetteville, Ark.	W	6-0
2/21/14	Fayetteville, Ark.	W	6-2
2/22/14	Fayetteville, Ark.	W	8-3
2/23/14	Fayetteville, Ark.	W	8-3

EASTERN KENTUCKY

Overall Series Record: 1-0
Record at Neutral Sites: 1-0

DATE	SITE	W/L	SCORE
5/23/85	Tallahassee, Fla.+	W	20-13

EASTERN MICHIGAN

Overall Series Record: 14-1
Record in Fayetteville, Ark.: 7-0
Record at Neutral Sites: 7-1

DATE	SITE	W/L	SCORE
3/23/77	Fayetteville, Ark.	W	4-3
3/23/77	Fayetteville, Ark.	W	8-1
3/26/79	Fayetteville, Ark.	W	6-2
3/26/79	Fayetteville, Ark.	W	1-0
3/27/79	Fayetteville, Ark.	W	6-0
3/1/81	Lakeland, Fla.	W	17-10
3/3/81	Lakeland, Fla.	L	5-7
3/6/81	Lakeland, Fla.	W	6-2
3/6/81	Lakeland, Fla.	W	9-8
2/25/84	Lakeland, Fla.	W	3-2
2/29/84	Lakeland, Fla.	W	8-1
3/2/84	Lakeland, Fla.	W	4-1
3/16/90	Fresno, Calif.	W	6-4
3/11/91	Fayetteville, Ark.	W	6-5
3/12/91	Fayetteville, Ark.	W	12-4

EAST TEXAS BAPTIST

Overall Series Record: 0-2
Record in Marshall, Texas: 0-2

DATE	SITE	W/L	SCORE
3/23/68	Marshall, Texas	L	0-4
3/23/68	Marshall, Texas	L	1-2

ECKERD

Overall Series Record: 1-0
Record at Neutral Sites: 1-0

DATE	SITE	W/L	SCORE
3/3/89	Lakeland, Fla.	W	8-2

EMPORIA STATE

Overall Series Record: 8-5
Record in Fayetteville, Ark.: 5-1
Record in Emporia, Kan.: 2-4
Record at Neutral Sites: 1-0

DATE	SITE	W/L	SCORE
1960	Fayetteville, Ark.	W	19-11
1960	Fayetteville, Ark.	W	11-4
4/19/61	Emporia, Kan.	L	2-4
4/20/61	Chanute, Kan.	W	15-10
4/13/62	Fayetteville, Ark.	W	6-2
4/14/62	Fayetteville, Ark.	W	12-3
4/3/63	Emporia, Kan.	W	12-8
4/3/63	Emporia, Kan.	L	2-18
4/13/64	Fayetteville, Ark.	W	8-3
4/13/64	Fayetteville, Ark.	L	6-10
4/6/65	Emporia, Kan.	L	4-8
1967	Emporia, Kan.	W	8-5
1967	Emporia, Kan.	L	4-5

EVANGEL

Overall Series Record: 20-0
Record in Fayetteville, Ark.: 12-0
Record in Springfield, Mo.: 8-0

DATE	SITE	W/L	SCORE
1968	Fayetteville, Ark.	W	3-1
1968	Fayetteville, Ark.	W	2-1
5/3/69	Springfield, Mo.	W	3-0
5/3/69	Springfield, Mo.	W	18-0
5/12/70	Springfield, Mo.	W	10-0
5/12/70	Springfield, Mo.	W	6-0
5/5/71	Springfield, Mo.	W	12-1
5/5/71	Springfield, Mo.	W	13-0
1973	Fayetteville, Ark.	W	5-4
1973	Fayetteville, Ark.	W	11-0
4/15/74	Springfield, Mo.	W	6-4
4/15/74	Springfield, Mo.	W	5-3
3/16/82	Fayetteville, Ark.	W	5-1
3/16/82	Fayetteville, Ark.	W	4-1
4/7/87	Fayetteville, Ark.	W	16-2
4/5/88	Fayetteville, Ark.	W	13-8
4/5/89	Fayetteville, Ark.	W	6-4
3/27/90	Fayetteville, Ark.	W	8-3
4/2/91	Fayetteville, Ark.	W	10-0
3/30/92	Fayetteville, Ark.	W	10-0

EVANSVILLE

Overall Series Record: 9-2
Record in Fayetteville, Ark.: 9-2

DATE	SITE	W/L	SCORE
3/23/86	Fayetteville, Ark.	W	18-8
3/24/86	Fayetteville, Ark.	W	4-0
3/25/86	Fayetteville, Ark.	W	9-8
2/24/95	Fayetteville, Ark.	W	8-5
2/25/95	Fayetteville, Ark.	W	6-5

ARKANSAS BASEBALL

2015 RAZORBACKS

FACILITIES

2014 REVIEW

HISTORY

THE UNIVERSITY



II SERIES HISTORY

ARKANSAS BASEBALL

2/26/95	Fayetteville, Ark.	L	2-3
3/6/01	Fayetteville, Ark.	L	1-4
3/7/01	Fayetteville, Ark.	W	5-1
2/22/13	Fayetteville, Ark.	W	10-4
2/23/13	Fayetteville, Ark.	W	5-2
2/24/13	Fayetteville, Ark.	W	10-2

FLORIDA

Overall Series Record: 27-26
 Record in Fayetteville, Ark.: 13-8
 Record in Gainesville, Fla.: 11-16
 Record at Neutral Sites: 3-2

DATE	SITE	W/L	SCORE
5/26/79	Tallahassee, Fla.+	W	9-1
4/8/94	Gainesville, Fla.	L	2-5
4/9/94	Gainesville, Fla.	L	7-8
4/10/94	Gainesville, Fla.	L	2-3 (11)
4/7/95	Fayetteville, Ark.	W	5-4
4/8/95	Fayetteville, Ark.	W	13-5
4/9/95	Fayetteville, Ark.	L	2-5
5/1/98	Fayetteville, Ark.	L	6-7
5/2/98	Fayetteville, Ark.	L	9-13
5/3/98	Fayetteville, Ark.	W	4-3
4/2/99	Gainesville, Fla.	W	8-1
4/3/99	Gainesville, Fla.	W	6-5
4/4/99	Gainesville, Fla.	W	10-5
3/24/00	Fayetteville, Ark.	L	7-8 (11)
3/25/00	Fayetteville, Ark.	L	7-8 (10)
3/26/00	Fayetteville, Ark.	L	4-7
3/23/01	Gainesville, Fla.	L	4-7
3/24/01	Gainesville, Fla.	L	4-8
3/25/01	Gainesville, Fla.	L	1-4
3/19/04	Gainesville, Fla.	L	1-11
3/20/04	Gainesville, Fla.	W	8-2
3/21/04	Gainesville, Fla.	L	6-7 (10)
5/6/05	Fayetteville, Ark.	W	4-1
5/7/05	Fayetteville, Ark.	W	3-2 (10)
5/8/05	Fayetteville, Ark.	L	10-11
5/25/05	Hoover, Ala.!	L	8-9
3/17/06	Gainesville, Fla.	L	3-6
3/18/06	Gainesville, Fla.	W	4-2
3/19/06	Gainesville, Fla.	L	7-8
4/14/07	Fayetteville, Ark.	W	14-3
4/14/07	Fayetteville, Ark.	W	7-1
4/15/07	Fayetteville, Ark.	W	10-7
4/11/08	Gainesville, Fla.	W	2-1
4/12/08	Gainesville, Fla.	L	1-6
4/13/08	Gainesville, Fla.	W	10-4
3/13/09	Fayetteville, Ark.	W	11-4
3/14/09	Fayetteville, Ark.	W	8-4
3/15/09	Fayetteville, Ark.	W	4-2
5/20/09	Hoover, Ala.!	W	8-5
5/22/09	Hoover, Ala.!	W	10-7
4/23/10	Gainesville, Fla.	W	8-3
4/24/10	Gainesville, Fla.	L	2-8
4/25/10	Gainesville, Fla.	L	1-2
5/27/10	Hoover, Ala.!	L	4-5
5/5/11	Fayetteville, Ark.	W	4-3
5/6/11	Fayetteville, Ark.	W	5-3
5/7/11	Fayetteville, Ark.	L	3-5
4/27/12	Gainesville, Fla.	L	2-3
4/28/12	Gainesville, Fla.	W	5-1
4/29/12	Gainesville, Fla.	W	3-1 (10)
4/14/14	Gainesville, Fla.	L	1-2
4/15/14	Gainesville, Fla.	L	0-1
3/16/14	Gainesville, Fla.	W	9-3

FLORIDA SOUTHERN

Overall Series Record: 2-1
 Record in Lakeland, Fla.: 2-1

DATE	SITE	W/L	SCORE
3/4/81	Lakeland, Fla.	L	3-5
3/5/81	Lakeland, Fla.	W	13-3
3/1/84	Lakeland, Fla.	W	5-1

FLORIDA STATE

Overall Series Record: 5-0
 Record in Fayetteville, Ark.: 2-0
 Record in Tallahassee, Fla.: 3-0

DATE	SITE	W/L	SCORE
5/25/85	Tallahassee, Fla.+	W	7-6
6/11/04	Fayetteville, Ark.+	W	7-5
6/12/04	Fayetteville, Ark.+	W	4-2
6/5/09	Tallahassee, Fla.+	W	7-2
6/6/09	Tallahassee, Fla.+	W	9-8

FORDHAM

Overall Series Record: 0-1
 Record at Neutral Sites: 0-1

DATE	SITE	W/L	SCORE
5/25/90	Wichita, Kan.+	L	5-8

FRESNO STATE

Overall Series Record: 1-0
 Record in Fresno, Calif.: 1-0

DATE	SITE	W/L	SCORE
3/17/90	Fresno, Calif.	W	6-4

GEORGE MASON

Overall Series Record: 2-0
 Record at Neutral Sites: 2-0

DATE	SITE	W/L	SCORE
5/24/85	Tallahassee, Fla.+	W	13-9
2/10/06	Mobile, Ala.	W	4-1

GEORGE WASHINGTON

Overall Series Record: 3-0
 Record at Neutral Sites: 3-0

DATE	SITE	W/L	SCORE
5/25/79	Tallahassee, Fla.+	W	12-11
5/26/89	Waterbury, Conn.+	W	8-2
3/12/90	Fresno, Calif.	W	5-1

GEORGIA

Overall Series Record: 28-20
 Record in Fayetteville, Ark.: 17-7
 Record in Athens, Ga.: 10-12
 Record at Neutral Sites: 1-1

DATE	SITE	W/L	SCORE
5/31/87	Omaha, Neb.+	W	5-4
3/21/92	Athens, Ga.	W	1-0
3/21/92	Athens, Ga.	W	5-3
3/27/93	Fayetteville, Ark.	W	7-2
3/27/93	Fayetteville, Ark.	W	11-1
3/28/93	Fayetteville, Ark.	W	5-4 (10)
4/5/96	Athens, Ga.	L	3-7
4/6/96	Athens, Ga.	W	4-3
4/7/96	Athens, Ga.	L	6-7
4/5/97	Fayetteville, Ark.	W	11-2
4/5/97	Fayetteville, Ark.	W	15-6
4/6/97	Fayetteville, Ark.	W	17-8
4/21/00	Athens, Ga.	L	2-10
4/22/00	Athens, Ga.	L	8-14
4/23/00	Athens, Ga.	L	5-15
3/16/01	Fayetteville, Ark.	W	8-5
3/17/01	Fayetteville, Ark.	W	20-3
3/18/01	Fayetteville, Ark.	L	6-7
3/15/02	Athens, Ga.	L	3-10
3/16/02	Athens, Ga.	L	4-8
3/17/02	Athens, Ga.	W	16-12 (10)
4/4/03	Fayetteville, Ark.	W	9-4
4/5/03	Fayetteville, Ark.	W	14-3
4/6/03	Fayetteville, Ark.	L	4-10
3/24/06	Fayetteville, Ark.	L	0-2
3/25/06	Fayetteville, Ark.	L	7-8
3/26/06	Fayetteville, Ark.	W	5-4 (10)
4/20/07	Athens, Ga.	L	1-6
4/21/07	Athens, Ga.	W	7-6 (10)
4/22/07	Athens, Ga.	W	9-3
3/14/08	Fayetteville, Ark.	W	5-1
3/15/08	Fayetteville, Ark.	L	11-15
3/16/08	Fayetteville, Ark.	L	2-13
4/17/09	Athens, Ga.	L	3-4
4/18/09	Athens, Ga.	L	3-4
4/19/09	Athens, Ga.	W	2-0
5/21/09	Hoover, Ala.!	L	1-2 (10)
4/16/10	Fayetteville, Ark.	W	10-2
4/17/10	Fayetteville, Ark.	W	10-2
4/18/10	Fayetteville, Ark.	W	13-5
4/29/11	Athens, Ga.	W	10-4
4/30/11	Athens, Ga.	L	0-3
5/1/11	Athens, Ga.	L	5-6
4/6/12	Fayetteville, Ark.	L	2-4
4/7/12	Fayetteville, Ark.	W	8-3
4/8/12	Fayetteville, Ark.	W	8-0
4/26/13	Athens, Ga.	W	2-0
4/27/13	Athens, Ga.	W	2-1

GEORGIA TECH

Overall Series Record: 1-2
 Record at Neutral Sites: 1-2

DATE	SITE	W/L	SCORE
5/26/85	Tallahassee, Fla.+	W	7-5
3/6/93	Minneapolis, Minn.	L	2-3
5/23/98	Wichita, Kan.+	L	0-2

GONZAGA

Overall Series Record: 3-2
 Record in Fayetteville, Ark.: 2-0
 Record in Seattle, Wash.: 0-1
 Record at Neutral Sites: 1-1

DATE	SITE	W/L	SCORE
3/14/90	Fresno, Calif.	W	7-4
3/12/92	Seattle, Wash.	L	1-6
3/13/12	Fayetteville, Ark.	W	1-0
3/14/12	Fayetteville, Ark.	W	5-3
3/1/13	Surprise, Ariz.	L	0-3

GRAMBLING STATE

Overall Series Record: 3-0
 Record in Fayetteville, Ark.: 3-0

DATE	SITE	W/L	SCORE
6/4/10	Fayetteville, Ark.+	W	19-7
3/18/14	Fayetteville, Ark.	W	4-3
3/19/14	Fayetteville, Ark.	W	8-0

HAWAII

Overall Series Record: 4-4
 Record in Honolulu, Hawaii: 4-4

DATE	SITE	W/L	SCORE
2/27/87	Honolulu, Hawaii	L	4-8
2/28/87	Honolulu, Hawaii	L	5-6 (10)
3/1/87	Honolulu, Hawaii	W	9-7 (10)
3/2/87	Honolulu, Hawaii	W	7-4
3/1/90	Honolulu, Hawaii	L	3-9
3/2/90	Honolulu, Hawaii	W	17-9
3/2/90	Honolulu, Hawaii	L	1-2
3/2/06	Honolulu, Hawaii	W	5-1

HAWAII PACIFIC

Overall Series Record: 3-1
 Record in Honolulu, Hawaii: 3-1

DATE	SITE	W/L	SCORE
2/25/87	Honolulu, Hawaii	L	4-6
2/26/87	Honolulu, Hawaii	W	10-7
2/27/91	Honolulu, Hawaii	W	12-2
2/28/91	Honolulu, Hawaii	W	5-4

HOUSTON

Overall Series Record: 37-27
 Record in Fayetteville, Ark.: 17-7
 Record in Houston, Texas: 14-16
 Record at Neutral Sites: 6-4

DATE	SITE	W/L	SCORE
4/27/74	Houston, Texas	L	0-8
4/27/74	Houston, Texas	L	5-6
4/27/74	Houston, Texas	L	3-8
4/25/75	Houston, Texas	W	5-1
4/26/75	Houston, Texas	W	3-0
4/26/75	Houston, Texas	L	3-10
3/5/76	Houston, Texas	L	4-9
3/6/76	Houston, Texas	L	0-1
3/6/76	Houston, Texas	L	2-3
3/4/77	Fayetteville, Ark.	W	5-3
3/5/77	Fayetteville, Ark.	W	2-0
3/5/77	Fayetteville, Ark.	L	0-5
4/21/78	Houston, Texas	W	6-5
4/22/78	Houston, Texas	W	5-1
4/22/78	Houston, Texas	L	4-14
4/20/79	Fayetteville, Ark.	W	5-3
4/21/79	Fayetteville, Ark.	W	3-0
4/21/79	Fayetteville, Ark.	W	11-0 (8)
3/21/80	Houston, Texas	W	13-6
3/22/80	Houston, Texas	W	4-2
3/22/80	Houston, Texas	L	6-11
4/17/81	Fayetteville, Ark.	L	3-5
4/18/81	Fayetteville, Ark.	W	15-4
4/18/81	Fayetteville, Ark.	W	2-1
5/15/81	Austin, Texas!	L	2-7
5/17/81	Austin, Texas!	W	9-3
4/16/82	Houston, Texas	L	3-7
4/17/82	Houston, Texas	L	0-2
4/17/82	Houston, Texas	W	1-0 (10)
5/14/82	College Station, Texas!	W	9-6
5/16/82	College Station, Texas!	L	8-9

2015 RAZORBACKS

FACILITIES

2014 REVIEW

HISTORY

THE UNIVERSITY



4/10/83	Fayetteville, Ark.	W	1-0
4/10/83	Fayetteville, Ark.	L	8-12
4/11/83	Fayetteville, Ark.	W	9-1
5/13/83	Austin, Texas!	W	4-3
5/15/83	Austin, Texas!	W	9-7
4/14/84	Houston, Texas	L	5-6
4/14/84	Houston, Texas	W	17-4
4/15/84	Houston, Texas	L	3-4
4/5/85	Fayetteville, Ark.	W	16-12
4/6/85	Fayetteville, Ark.	W	5-4
4/6/85	Fayetteville, Ark.	L	9-10
4/4/86	Houston, Texas	W	15-6
4/5/86	Houston, Texas	W	3-2
4/5/86	Houston, Texas	W	10-6
3/27/87	Fayetteville, Ark.	L	3-4
3/28/87	Fayetteville, Ark.	W	10-3
3/28/87	Fayetteville, Ark.	W	12-6
5/17/87	Austin, Texas!	W	14-9
4/1/88	Houston, Texas	L	2-8
4/2/88	Houston, Texas	W	16-7
4/2/88	Houston, Texas	L	5-6 (10)
3/24/89	Fayetteville, Ark.	W	10-1
3/25/89	Fayetteville, Ark.	W	3-0
3/25/89	Fayetteville, Ark.	W	8-3
5/19/89	College Station, Texas!	W	5-4
3/23/90	Houston, Texas	W	6-1
3/24/90	Houston, Texas	W	6-4
3/24/90	Houston, Texas	L	0-6
5/19/90	Austin, Texas!	L	1-7
3/29/91	Fayetteville, Ark.	L	3-4
3/30/91	Fayetteville, Ark.	W	6-2
3/30/91	Fayetteville, Ark.	L	5-6
3/3/12	Houston, Texas	L	1-4

ILLINOIS

Overall Series Record: 3-0
Record in Fayetteville, Ark.: 2-0
Record at Neutral Sites: 1-0

DATE	SITE	W/L	SCORE
3/13/84	Fayetteville, Ark.	W	18-5
3/14/84	Fayetteville, Ark.	W	6-5
5/28/89	Waterbury, Conn.+	W	9-2

ILLINOIS-CHICAGO

Overall Series Record: 7-1
Record in Fayetteville, Ark.: 7-1

DATE	SITE	W/L	SCORE
3/1/03	Fayetteville, Ark.	W	8-7 (11)
3/1/03	Fayetteville, Ark.	W	6-4
3/2/03	Fayetteville, Ark.	W	13-2
3/12/04	Fayetteville, Ark.	W	4-3
3/14/04	Fayetteville, Ark.	L	1-9
3/3/05	Fayetteville, Ark.	W	7-4
3/5/05	Fayetteville, Ark.	W	15-4
3/6/05	Fayetteville, Ark.	W	9-2

ILLINOIS STATE

Overall Series Record: 5-1
Record in Fayetteville, Ark.: 5-1

DATE	SITE	W/L	SCORE
3/6/92	Fayetteville, Ark.	W	14-3
3/7/92	Fayetteville, Ark.	W	6-5 (10)
3/8/92	Fayetteville, Ark.	W	15-4
2/23/07	Fayetteville, Ark.	W	12-1
2/24/07	Fayetteville, Ark.	L	10-12
2/25/07	Fayetteville, Ark.	W	9-8 (10)

INDIANA

Overall Series Record: 1-1
Record in Fayetteville, Ark.: 1-0
Record at Neutral Sites: 0-1

DATE	SITE	W/L	SCORE
3/28/67	San Antonio, Texas	L	3-13
3/21/82	Fayetteville, Ark.	W	5-3

INDIANA STATE

Overall Series Record: 11-4
Record in Fayetteville, Ark.: 9-3
Record in Terre Haute, Ind.: 2-1

DATE	SITE	W/L	SCORE
3/10/84	Fayetteville, Ark.	W	3-2
3/10/84	Fayetteville, Ark.	W	7-3
3/11/84	Fayetteville, Ark.	W	6-3
3/8/85	Fayetteville, Ark.	W	9-7

3/9/85	Fayetteville, Ark.	W	7-2
3/9/85	Fayetteville, Ark.	W	3-1
3/9/86	Fayetteville, Ark.	L	1-5
3/9/86	Fayetteville, Ark.	W	2-1
3/10/86	Fayetteville, Ark.	W	12-3
3/12/88	Fayetteville, Ark.	L	9-11
3/12/88	Fayetteville, Ark.	L	9-13
4/1/90	Fayetteville, Ark.	W	4-2
4/26/91	Terre Haute, Ind.	L	3-7
4/27/91	Terre Haute, Ind.	W	6-5
4/27/91	Terre Haute, Ind.	W	8-3

IOWA

Overall Series Record: 2-0
Record in Fayetteville, Ark.: 1-0
Record at Neutral Sites: 1-0

DATE	SITE	W/L	SCORE
3/27/79	Fayetteville, Ark.	W	7-4
2/14/97	Arlington, Texas	W	26-6

IOWA STATE

Overall Series Record: 11-0
Record in Fayetteville, Ark.: 11-0

DATE	SITE	W/L	SCORE
3/14/77	Fayetteville, Ark.	W	4-1
3/14/77	Fayetteville, Ark.	W	2-0
3/16/86	Fayetteville, Ark.	W	4-0
3/10/89	Fayetteville, Ark.	W	1-0
3/11/89	Fayetteville, Ark.	W	9-4
3/1/96	Fayetteville, Ark.	W	14-0
3/2/96	Fayetteville, Ark.	W	21-5
3/3/96	Fayetteville, Ark.	W	12-2
3/10/97	Fayetteville, Ark.	W	21-11
2/20/99	Fayetteville, Ark.	W	10-4
2/21/99	Fayetteville, Ark.	W	18-7

KANSAS

Overall Series Record: 36-12
Record in Fayetteville, Ark.: 33-9
Record in Lawrence, Kan.: 3-3

DATE	SITE	W/L	SCORE
3/28/60	Fayetteville, Ark.	W	11-6
3/29/60	Fayetteville, Ark.	W	18-0
4/1/63	Lawrence, Kan.	W	15-7
4/2/63	Lawrence, Kan.	L	1-9
5/3/85	Fayetteville, Ark.	W	10-4
5/4/85	Fayetteville, Ark.	W	6-5
5/4/85	Fayetteville, Ark.	W	6-2
2/27/88	Fayetteville, Ark.	W	12-3
2/27/88	Fayetteville, Ark.	W	19-4
2/28/88	Fayetteville, Ark.	W	5-3
2/25/89	Fayetteville, Ark.	W	3-2
2/25/89	Fayetteville, Ark.	W	7-0
2/26/89	Fayetteville, Ark.	W	18-4
2/24/90	Fayetteville, Ark.	L	4-10
2/25/90	Fayetteville, Ark.	W	3-2
2/22/91	Fayetteville, Ark.	W	8-1
2/23/91	Fayetteville, Ark.	W	6-5
2/24/91	Fayetteville, Ark.	W	17-3
2/21/92	Fayetteville, Ark.	W	13-5
2/22/92	Fayetteville, Ark.	L	4-7
2/23/92	Fayetteville, Ark.	L	1-4
3/17/92	Lawrence, Kan.	L	5-6
2/27/93	Fayetteville, Ark.	L	1-3
2/27/93	Fayetteville, Ark.	W	6-4
2/28/93	Fayetteville, Ark.	W	9-2
2/18/94	Fayetteville, Ark.	L	3-5
2/19/94	Fayetteville, Ark.	L	2-4
2/20/94	Fayetteville, Ark.	W	5-3
2/17/95	Fayetteville, Ark.	W	12-10
2/18/95	Fayetteville, Ark.	W	8-2
2/19/95	Fayetteville, Ark.	W	8-6
3/18/96	Lawrence, Kan.	L	3-8
3/18/97	Fayetteville, Ark.	W	8-5
3/19/97	Fayetteville, Ark.	L	2-8
3/18/98	Lawrence, Kan.	W	12-7
3/23/99	Fayetteville, Ark.	W	7-6
3/24/99	Fayetteville, Ark.	L	6-9
3/22/00	Lawrence, Kan.	W	10-3
3/27/01	Fayetteville, Ark.	W	6-5
3/11/03	Fayetteville, Ark.	W	2-1
3/9/07	Fayetteville, Ark.	W	8-7
3/10/07	Fayetteville, Ark.	W	4-0
3/11/07	Fayetteville, Ark.	W	5-2
2/27/08	Fayetteville, Ark.	W	2-1
2/24/09	Fayetteville, Ark.	L	3-9

2/25/09	Fayetteville, Ark.	W	9-8 (10)
3/2/10	Fayetteville, Ark.	W	15-3
3/15/11	Fayetteville, Ark.	W	4-2

KANSAS STATE

Overall Series Record: 29-20
Record in Fayetteville, Ark.: 28-14
Record in Manhattan, Kan.: 0-5
Record at Neutral Sites: 1-1

DATE	SITE	W/L	SCORE
4/4/66	Fayetteville, Ark.	L	3-12
4/4/66	Fayetteville, Ark.	L	2-6
5/8/67	Manhattan, Kan.	L	2-13
5/8/67	Manhattan, Kan.	L	2-3
4/26/69	Fayetteville, Ark.	W	10-6
4/26/69	Fayetteville, Ark.	L	4-6
3/14/73	Fayetteville, Ark.	W	9-7
3/14/73	Fayetteville, Ark.	W	8-2
3/12/74	Fayetteville, Ark.	L	1-2
3/12/74	Fayetteville, Ark.	L	1-2
3/1/75	Fayetteville, Ark.	L	0-3
3/1/75	Fayetteville, Ark.	W	6-1
3/2/75	Fayetteville, Ark.	L	4-5
3/2/75	Fayetteville, Ark.	W	11-1
3/14/80	Fayetteville, Ark.	W	8-4
3/14/80	Fayetteville, Ark.	W	8-3
3/13/83	Fayetteville, Ark.	W	12-1
2/22/85	Fayetteville, Ark.	W	5-1
2/20/86	Fayetteville, Ark.	L	7-8
3/6/87	Fayetteville, Ark.	L	3-4
3/7/87	Fayetteville, Ark.	W	12-7
3/4/88	Fayetteville, Ark.	W	8-7
3/5/88	Fayetteville, Ark.	W	9-5
4/30/89	Fayetteville, Ark.	W	9-4
5/1/89	Fayetteville, Ark.	L	2-7
2/17/90	Fayetteville, Ark.	W	2-1
2/17/90	Fayetteville, Ark.	W	5-1
2/18/90	Fayetteville, Ark.	L	4-5
2/16/91	Fayetteville, Ark.	L	0-6
2/16/91	Fayetteville, Ark.	W	3-2
2/17/91	Fayetteville, Ark.	W	3-2 (10)
2/15/92	Fayetteville, Ark.	L	13-18
2/15/92	Fayetteville, Ark.	W	13-0
2/16/92	Fayetteville, Ark.	W	19-9
3/16/92	Manhattan, Kan.	L	7-11
2/21/93	Fayetteville, Ark.	W	10-1
2/25/94	Fayetteville, Ark.	W	22-4
2/26/94	Fayetteville, Ark.	L	10-11
2/27/94	Fayetteville, Ark.	W	4-1
2/23/96	Fayetteville, Ark.	W	7-6 (10)
2/24/96	Fayetteville, Ark.	W	9-5
2/25/96	Fayetteville, Ark.	W	11-3
2/15/97	Arlington, Texas	L	6-7
3/20/01	Shreveport, La.	W	2-0
3/7/03	Manhattan, Kan.	L	8-9
3/9/03	Fayetteville, Ark.	W	12-4
3/10/03	Fayetteville, Ark.	W	4-3
3/10/03	Fayetteville, Ark.	W	18-5
6/2/13	Manhattan, Kan.+	L	3-4

KENT STATE

Overall Series Record: 1-0
Record at Neutral Sites: 1-0

DATE	SITE	W/L	SCORE
6/16/12	Omaha, Neb.+	W	8-1

KENTUCKY

Overall Series Record: 35-23
Record in Fayetteville, Ark.: 18-9
Record in Lexington, Ky.: 15-12
Record at Neutral Sites: 2-2

DATE	SITE	W/L	SCORE
2/28/89	Lakeland, Fla.	W	8-4
3/1/89	Lakeland, Fla.	L	2-6
4/4/92	Lexington, Ky.	L	6-14
4/4/92	Lexington, Ky.	W	10-9
4/5/92	Lexington, Ky.	L	7-10
4/9/93	Fayetteville, Ark.	W	1-0
4/10/93	Fayetteville, Ark.	L	3-9
4/10/93	Fayetteville, Ark.	W	8-4
3/23/96	Lexington, Ky.	W	16-9
3/23/96	Lexington, Ky.	L	5-6
3/24/96	Lexington, Ky.	W	7-5
5/15/96	Birmingham, Ala.!	L	5-7
3/21/97	Fayetteville, Ark.	L	5-11
3/22/97	Fayetteville, Ark.	W	9-8 (10)



II SERIES HISTORY

ARKANSAS BASEBALL

3/23/97	Fayetteville, Ark.	W	11-4
4/24/98	Lexington, Ky.	W	17-1
4/25/98	Lexington, Ky.	L	5-15
4/26/98	Lexington, Ky.	L	3-4
4/9/99	Fayetteville, Ark.	W	15-2
4/10/99	Fayetteville, Ark.	W	10-1
4/11/99	Fayetteville, Ark.	W	9-5
5/19/99	Hoover, Ala.!	W	6-4
4/28/00	Fayetteville, Ark.	L	6-7
4/29/00	Fayetteville, Ark.	W	12-10
4/30/00	Fayetteville, Ark.	W	8-5
4/27/01	Lexington, Ky.	L	4-5
4/28/01	Lexington, Ky.	W	16-11
4/29/01	Lexington, Ky.	W	9-5
5/3/02	Fayetteville, Ark.	W	5-1
5/4/02	Fayetteville, Ark.	L	2-5
5/5/02	Fayetteville, Ark.	L	0-1
3/28/03	Lexington, Ky.	W	9-2
3/29/03	Lexington, Ky.	W	2-1
3/30/03	Lexington, Ky.	W	10-9
4/23/04	Fayetteville, Ark.	W	9-4
4/24/04	Fayetteville, Ark.	W	5-4
4/25/04	Fayetteville, Ark.	W	11-10
4/30/05	Lexington, Ky.	W	8-5
4/30/05	Lexington, Ky.	L	8-1
5/1/05	Lexington, Ky.	L	1-11
4/14/06	Fayetteville, Ark.	W	10-9
4/15/06	Fayetteville, Ark.	W	10-6
4/16/06	Fayetteville, Ark.	L	5-7
3/16/07	Lexington, Ky.	W	10-2
3/17/07	Lexington, Ky.	L	5-7
3/18/07	Lexington, Ky.	W	14-5
4/2/10	Fayetteville, Ark.	L	8-12
4/3/10	Fayetteville, Ark.	W	10-1
4/4/10	Fayetteville, Ark.	W	17-16
4/23/11	Lexington, Ky.	L	2-3
4/23/11	Lexington, Ky.	L	1-3
4/24/11	Lexington, Ky.	W	5-1 (6)
4/13/12	Fayetteville, Ark.	W	8-7
4/14/12	Fayetteville, Ark.	L	4-5
4/14/12	Fayetteville, Ark.	L	1-2
5/3/13	Lexington, Ky.	W	2-1
5/4/13	Lexington, Ky.	W	5-3
5/4/13	Lexington, Ky.	L	3-4

2015 RAZORBACKS

FACILITIES

2014 REVIEW

LAMAR

Overall Series Record: 5-3
 Record in Fayetteville, Ark.: 5-1
 Record at Neutral Sites: 0-2

DATE	SITE	W/L	SCORE
3/25/74	Fayetteville, Ark.	W	5-4
3/27/91	Fayetteville, Ark.	W	14-2
3/28/91	Fayetteville, Ark.	W	6-5
5/12/93	Fayetteville, Ark.	W	5-1
5/13/93	Fayetteville, Ark.	W	12-10
5/13/93	Fayetteville, Ark.	L	7-14
5/30/03	Austin, Texas+	L	2-3
5/31/03	Austin, Texas+	L	6-7 (11)

LE MOYNE

Overall Series Record: 2-1
 Record in Fayetteville, Ark.: 1-0
 Record at Neutral Sites: 1-1

DATE	SITE	W/L	SCORE
5/25/89	Waterbury, Conn.+	L	5-7
5/29/89	Waterbury, Conn.+	W	6-5
6/4/04	Fayetteville, Ark.+	W	4-1

LIBERTY

Overall Series Record: 1-0
 Record at Neutral Sites: 1-0

DATE	SITE	W/L	SCORE
5/30/14	Charlottesville, Va.+	W	3-2

LINCOLN

Overall Series Record: 2-0
 Record in Fayetteville, Ark.: 2-0

DATE	SITE	W/L	SCORE
3/8/72	Fayetteville, Ark.	W	8-2
3/8/72	Fayetteville, Ark.	W	10-0

HISTORY

THE UNIVERSITY

LONG BEACH STATE

Overall Series Record: 6-7
 Record in Fayetteville, Ark.: 4-3
 Record in Long Beach, Calif.: 2-4

DATE	SITE	W/L	SCORE
4/7/98	Fayetteville, Ark.	W	5-3
4/8/98	Fayetteville, Ark.	W	12-9
3/5/99	Long Beach, Calif.	L	4-5 (12)
3/6/99	Long Beach, Calif.	W	11-4
3/7/99	Long Beach, Calif.	L	0-8
2/25/00	Fayetteville, Ark.	L	8-9
2/26/00	Fayetteville, Ark.	L	3-16
2/27/00	Fayetteville, Ark.	L	6-8
2/17/01	Fayetteville, Ark.	W	12-4
2/18/01	Fayetteville, Ark.	W	6-3
2/22/02	Long Beach, Calif.	L	1-7
2/23/02	Long Beach, Calif.	L	0-4
2/24/02	Long Beach, Calif.	W	5-3

LOUISIANA COLLEGE

Overall Series Record: 0-1
 Record in Pineville, La.: 0-1

DATE	SITE	W/L	SCORE
1960	Pineville, La.	L	5-12

LOUISIANA-LAFAYETTE

Overall Series Record: 1-4
 Record in Fayetteville, Ark.: 1-0
 Record in Lafayette, La.: 0-2
 Record at Neutral Sites: 0-2

DATE	SITE	W/L	SCORE
5/15/85	Fayetteville, Ark.	W	11-2
2/26/86	Lafayette, La.	L	3-5
3/19/89	Shreveport, La.	L	4-8
3/16/91	Shreveport, La.	L	2-11
2/12/99	Lafayette, La.	L	2-6

LOUISIANA TECH

Overall Series Record: 22-3
 Record in Fayetteville, Ark.: 11-0
 Record in Ruston, La.: 6-2
 Record at Neutral Sites: 5-1

DATE	SITE	W/L	SCORE
2/27/86	Ruston, La.	W	12-2
3/18/88	Shreveport, La.	W	4-2
3/21/90	Fayetteville, Ark.	W	6-3
3/21/90	Fayetteville, Ark.	W	4-1
4/9/97	Fayetteville, Ark.	W	8-0
4/9/97	Fayetteville, Ark.	W	3-2
3/31/98	Fayetteville, Ark.	W	19-8
3/16/99	Ruston, La.	W	10-3
3/20/01	Shreveport, La.	L	1-12
3/19/03	Shreveport, La.	W	19-7
2/13/04	Fayetteville, Ark.	W	2-0
2/14/04	Fayetteville, Ark.	W	22-2
2/15/04	Fayetteville, Ark.	W	13-2
2/18/05	Ruston, La.	W	5-2
2/19/05	Ruston, La.	L	8-10
2/20/05	Ruston, La.	W	9-4
2/24/06	Fayetteville, Ark.	W	10-9
2/24/06	Fayetteville, Ark.	W	13-2
2/25/06	Fayetteville, Ark.	W	10-2
2/2/07	Ruston, La.	W	4-2
2/3/07	Ruston, La.	L	2-9
2/4/07	Ruston, La.	W	6-2
2/29/08	College Station, Texas	W	9-8
5/11/10	North Little Rock, Ark.	W	5-4 (10)
5/15/12	North Little Rock, Ark.	W	6-5 (10)

LOYOLA (LA.)

Overall Series Record: 0-2
 Record in New Orleans, La.: 0-2

DATE	SITE	W/L	SCORE
1960	New Orleans, La.	L	6-11
1960	New Orleans, La.	L	5-9

LOYOLA MARYMOUNT

Overall Series Record: 0-1
 Record at Neutral Sites: 0-1

DATE	SITE	W/L	SCORE
5/27/88	Stillwater, Okla.+	L	3-8

LSU

Overall Series Record: 29-61
 Record in Fayetteville, Ark.: 14-20
 Record in Baton Rouge, La.: 11-31
 Record at Neutral Sites: 4-10

DATE	SITE	W/L	SCORE
1960	Fayetteville, Ark.	L	1-5
1960	Baton Rouge, La.	W	11-5
4/15/63	Baton Rouge, La.	L	5-10
4/16/63	Baton Rouge, La.	L	2-10
2/22/86	Baton Rouge, La.	L	7-8
2/23/86	Baton Rouge, La.	W	7-6
6/3/87	Omaha, Neb.+	L	2-5
4/18/92	Baton Rouge, La.	L	2-12
4/18/92	Baton Rouge, La.	L	4-12
4/19/92	Baton Rouge, La.	L	4-8
5/14/93	New Orleans, La.!	L	1-8
4/24/93	Fayetteville, Ark.	L	0-3
4/24/93	Fayetteville, Ark.	L	2-4
4/25/93	Fayetteville, Ark.	L	2-8
5/22/93	Baton Rouge, La.!	L	7-13
4/23/94	Baton Rouge, La.	L	3-11
4/23/94	Baton Rouge, La.	L	4-16
4/24/94	Baton Rouge, La.	W	6-5
5/20/94	Oxford, Miss.!	L	4-6
4/21/95	Fayetteville, Ark.	L	3-10
4/23/95	Fayetteville, Ark.	L	7-13
4/23/95	Fayetteville, Ark.	W	5-3
5/21/95	Starkville, Miss.!	L	6-7
4/19/96	Baton Rouge, La.	W	3-2
4/20/96	Baton Rouge, La.	L	4-11
4/21/96	Baton Rouge, La.	L	4-9
5/2/97	Fayetteville, Ark.	L	8-13
5/3/97	Fayetteville, Ark.	L	5-11
5/4/97	Fayetteville, Ark.	W	16-1
2/28/98	New Orleans, La.	W	6-5 (10)
3/20/98	Baton Rouge, La.	L	5-9
3/21/98	Baton Rouge, La.	L	3-6
3/22/98	Baton Rouge, La.	L	6-27
5/13/98	Hoover, Ala.!	W	8-4
3/19/99	Fayetteville, Ark.	W	11-4
3/20/99	Fayetteville, Ark.	L	4-10
3/21/99	Fayetteville, Ark.	W	7-6
5/21/99	Hoover, Ala.!	W	9-8
4/7/00	Baton Rouge, La.	L	3-12
4/8/00	Baton Rouge, La.	L	5-12
4/9/00	Baton Rouge, La.	L	11-17
5/4/01	Fayetteville, Ark.	W	8-1
5/5/01	Fayetteville, Ark.	W	5-4
5/6/01	Fayetteville, Ark.	W	4-3
4/26/02	Baton Rouge, La.	L	0-3
4/27/02	Baton Rouge, La.	L	0-8
4/28/02	Baton Rouge, La.	L	5-13
5/16/03	Fayetteville, Ark.	L	3-11
5/17/03	Fayetteville, Ark.	W	6-5 (10)
5/18/03	Fayetteville, Ark.	L	2-6
5/22/03	Hoover, Ala.!	L	4-5
4/9/04	Baton Rouge, La.	W	11-8
4/10/04	Baton Rouge, La.	W	11-10
4/11/04	Baton Rouge, La.	W	7-5
4/22/05	Fayetteville, Ark.	L	7-10
4/23/05	Fayetteville, Ark.	L	0-7
4/24/05	Fayetteville, Ark.	L	0-6
4/28/06	Baton Rouge, La.	L	6-7
4/29/06	Baton Rouge, La.	W	4-2
4/30/06	Baton Rouge, La.	L	5-7
5/4/07	Fayetteville, Ark.	L	5-6
5/5/07	Fayetteville, Ark.	W	5-0
5/6/07	Fayetteville, Ark.	L	3-5
3/21/08	Baton Rouge, La.	L	7-8 (11)
3/22/08	Baton Rouge, La.	W	14-13 (10)
3/23/08	Baton Rouge, La.	L	2-4
5/2/09	Fayetteville, Ark.	W	11-4
5/2/09	Fayetteville, Ark.	L	0-5
5/3/09	Fayetteville, Ark.	L	3-4
6/15/09	Omaha, Neb.+	L	1-9
6/19/09	Omaha, Neb.+	L	5-14
3/19/10	Baton Rouge, La.	W	6-3
3/20/10	Baton Rouge, La.	L	7-8
3/21/10	Baton Rouge, La.	L	1-5
4/8/11	Fayetteville, Ark.	W	2-0
4/9/11	Fayetteville, Ark.	W	4-3
4/10/11	Fayetteville, Ark.	W	5-4
3/30/12	Baton Rouge, La.	L	6-10
3/31/12	Baton Rouge, La.	L	1-2
4/1/12	Baton Rouge, La.	L	2-3 (11)
4/12/13	Fayetteville, Ark.	L	2-6
4/13/13	Fayetteville, Ark.	W	8-3



4/14/13	Fayetteville, Ark.	L	3-5 (10)
5/23/13	Hoover, Ala.!	W	4-1
5/25/13	Hoover, Ala.!	L	1-3
4/11/14	Baton Rouge, La.	L	7-10
4/12/14	Baton Rouge, La.	L	3-5
4/13/14	Baton Rouge, La.	W	10-4
5/22/14	Hoover, Ala.!	L	2-7
5/24/14	Hoover, Ala.!	L	1-11

LUBBOCK CHRISTIAN

Overall Series Record: 4-0
Record in Fayetteville, Ark.: 4-0

DATE	SITE	W/L	SCORE
3/1/85	Fayetteville, Ark.	W	15-4
3/2/85	Fayetteville, Ark.	W	15-1
3/2/85	Fayetteville, Ark.	W	4-1
3/9/87	Fayetteville, Ark.	W	13-3

LUTHER

Overall Series Record: 4-0
Record in Fayetteville, Ark.: 4-0

DATE	SITE	W/L	SCORE
3/22/76	Fayetteville, Ark.	W	6-5
3/22/76	Fayetteville, Ark.	W	13-3
3/20/78	Fayetteville, Ark.	W	5-1
3/20/78	Fayetteville, Ark.	W	10-0

MAINE

Overall Series Record: 1-0
Record at Neutral Sites: 1-0

DATE	SITE	W/L	SCORE
3/15/90	Fresno, Calif.	W	14-0

MANKATO STATE

Overall Series Record: 3-1
Record in Fayetteville, Ark.: 3-1

DATE	SITE	W/L	SCORE
3/18/74	Fayetteville, Ark.	W	4-2
3/18/74	Fayetteville, Ark.	L	3-9
3/23/76	Fayetteville, Ark.	W	2-0
3/23/76	Fayetteville, Ark.	W	2-0

MCNEESE STATE

Overall Series Record: 6-3
Record in Fayetteville, Ark.: 4-3
Record in Lake Charles, La.: 2-0

DATE	SITE	W/L	SCORE
3/8/02	Fayetteville, Ark.	W	5-2
3/9/02	Fayetteville, Ark.	L	9-14
3/10/02	Fayetteville, Ark.	L	1-4
2/24/04	Fayetteville, Ark.	W	7-1
2/25/04	Fayetteville, Ark.	W	7-2
3/23/10	Lake Charles, La.	W	3-2
3/24/10	Lake Charles, La.	W	7-6
3/1/11	Fayetteville, Ark.	L	6-8
3/2/11	Fayetteville, Ark.	W	8-3

MEMPHIS

Overall Series Record: 20-12-1
Record in Fayetteville, Ark.: 9-3
Record in Memphis, Tenn.: 9-7-1
Record at Neutral Sites: 2-2

DATE	SITE	W/L	SCORE
3/27/64	Little Rock, Ark.	L	3-5
3/28/64	Little Rock, Ark.	L	6-13
3/30/64	Memphis, Tenn.	L	0-6
3/31/64	Memphis, Tenn.	W	4-0
4/23/65	Fayetteville, Ark.	L	4-6
4/23/65	Fayetteville, Ark.	W	4-2
4/9/66	Memphis, Tenn.	L	8-9
4/9/66	Memphis, Tenn.	L	1-6
4/15/67	Memphis, Tenn.	L	1-8
4/15/67	Memphis, Tenn.	W	4-0
4/15/68	Fayetteville, Ark.	L	4-7
4/15/68	Fayetteville, Ark.	W	13-7
4/12/69	Memphis, Tenn.	L	0-6
4/12/69	Memphis, Tenn.	W	10-3
5/2/70	Memphis, Tenn.	W	7-6
5/2/70	Memphis, Tenn.	W	7-3
4/24/71	Fayetteville, Ark.	W	6-5
4/24/71	Fayetteville, Ark.	W	4-3
4/14/73	Fayetteville, Ark.	W	1-0
4/14/73	Fayetteville, Ark.	L	0-3

3/1/86	Little Rock, Ark.	W	6-2
2/14/87	Memphis, Tenn.	W	3-1
2/14/87	Memphis, Tenn.	T	2-2
2/21/87	Fayetteville, Ark.	W	21-5
2/22/87	Fayetteville, Ark.	W	14-7
3/15/93	Memphis, Tenn.	L	3-6
3/17/93	Memphis, Tenn.	L	7-8
3/16/94	Fayetteville, Ark.	W	7-1
3/17/94	Fayetteville, Ark.	W	6-3
5/15/95	Memphis, Tenn.	W	1-0
2/23/03	Memphis, Tenn.	W	10-9
3/22/11	North Little Rock, Ark.	W	7-2
3/23/11	Memphis, Tenn.	W	7-3

MIAMI (FLA.)

Overall Series Record: 0-4
Record in Coral Gables, Fla.: 0-3
Record at Neutral Sites: 0-1

DATE	SITE	W/L	SCORE
2/9/85	Coral Gables, Fla.	L	2-5
2/9/85	Coral Gables, Fla.	L	1-2
2/10/85	Coral Gables, Fla.	L	0-4
3/4/01	Minneapolis, Minn.	L	2-8

MIAMI (OHIO)

Overall Series Record: 3-0
Record in Fayetteville, Ark.: 2-0
Record at Neutral Sites: 1-0

DATE	SITE	W/L	SCORE
3/4/00	Fayetteville, Ark.	W	15-5
3/5/00	Fayetteville, Ark.	W	5-1
6/3/05	Austin, Texas+	W	9-5

MIDDLE TENNESSEE

Overall Series Record: 1-0
Record at Neutral Sites: 1-0

DATE	SITE	W/L	SCORE
5/22/87	Huntsville, Ala.+	W	10-7

MINNESOTA

Overall Series Record: 7-3
Record in Fayetteville, Ark.: 4-0
Record in Minneapolis, Minn.: 2-2
Record at Neutral Sites: 1-1

DATE	SITE	W/L	SCORE
3/28/70	San Antonio, Texas	L	1-10
3/28/70	San Antonio, Texas	W	8-7
4/3/83	Fayetteville, Ark.	W	8-5
3/5/93	Minneapolis, Minn.	W	11-4
3/2/01	Minneapolis, Minn.	L	0-6
2/25/05	Fayetteville, Ark.	W	5-4
2/26/05	Fayetteville, Ark.	W	12-3
2/27/05	Fayetteville, Ark.	W	4-3
3/4/07	Minneapolis, Minn.	W	5-1
3/4/07	Minneapolis, Minn.	L	5-10

MISSISSIPPI COLLEGE

Overall Series Record: 2-2
Record in Clinton, Miss.: 2-2

DATE	SITE	W/L	SCORE
4/17/63	Clinton, Miss.	W	7-3
4/18/63	Clinton, Miss.	L	0-3
3/22/69	Clinton, Miss.	W	13-3
3/24/69	Clinton, Miss.	L	0-1

MISSISSIPPI STATE

Overall Series Record: 40-48
Record in Fayetteville, Ark.: 17-17
Record in Starkville, Miss.: 16-23
Record at Neutral Sites: 7-8

DATE	SITE	W/L	SCORE
1960	Fayetteville, Ark.	L	2-3
4/11/66	Starkville, Miss.	L	3-9
4/12/66	Starkville, Miss.	L	0-18
4/12/68	Starkville, Miss.	L	11-19
5/4/70	Starkville, Miss.	L	0-6
5/4/70	Starkville, Miss.	L	0-1
4/23/80	Greenville, Miss.	L	6-7 (11)
4/29/81	Greenville, Miss.	L	6-11
4/28/82	Greenville, Miss.	L	7-8
4/26/83	Greenville, Miss.	L	2-9
4/27/83	Helena, Ark.	W	5-3

4/24/84	Greenville, Miss.	L	8-9
4/25/84	Little Rock, Ark.	W	10-9 (10)
4/30/85	Greenville, Miss.	L	2-16
5/1/85	Little Rock, Ark.	W	13-1
6/3/85	Omaha, Neb.+	L	4-5
4/25/92	Starkville, Miss.	L	0-2
4/25/92	Starkville, Miss.	L	2-3
4/26/92	Starkville, Miss.	L	6-7
5/1/93	Fayetteville, Ark.	L	3-5
5/1/93	Fayetteville, Ark.	L	4-6
5/2/93	Fayetteville, Ark.	W	8-3
5/20/93	Baton Rouge, La.!	W	5-2
4/29/94	Starkville, Miss.	L	9-10
4/30/94	Starkville, Miss.	W	12-11
5/1/94	Starkville, Miss.	W	14-4
4/28/95	Fayetteville, Ark.	W	16-1
4/29/95	Fayetteville, Ark.	W	10-9
4/30/95	Fayetteville, Ark.	W	12-7
4/26/96	Starkville, Miss.	L	6-8
4/27/96	Starkville, Miss.	W	6-2
4/28/96	Starkville, Miss.	L	6-10
5/9/97	Fayetteville, Ark.	W	8-5
5/10/97	Fayetteville, Ark.	L	5-13
5/11/97	Fayetteville, Ark.	L	10-17
5/8/98	Starkville, Miss.	W	14-10 (10)
5/9/98	Starkville, Miss.	L	3-17
5/10/98	Starkville, Miss.	W	8-3
5/14/98	Hoover, Ala.!	W	10-3
5/16/98	Hoover, Ala.!	W	7-3
4/30/99	Fayetteville, Ark.	W	6-4
5/1/99	Fayetteville, Ark.	W	7-4
5/2/99	Fayetteville, Ark.	W	7-5
3/31/00	Starkville, Miss.	L	2-3
3/30/01	Fayetteville, Ark.	W	6-5
3/31/01	Fayetteville, Ark.	L	3-9
4/1/01	Fayetteville, Ark.	L	2-10
4/12/02	Starkville, Miss.	L	4-17
4/13/02	Starkville, Miss.	W	7-3
4/14/02	Starkville, Miss.	L	4-6
3/21/03	Fayetteville, Ark.	L	3-4 (10)
3/22/03	Fayetteville, Ark.	L	3-8
3/23/03	Fayetteville, Ark.	L	1-5
5/15/04	Starkville, Miss.	L	2-3
5/16/04	Starkville, Miss.	L	4-5
5/16/04	Starkville, Miss.	W	4-2
3/25/05	Fayetteville, Ark.	L	3-5
3/26/05	Fayetteville, Ark.	L	4-13
3/27/05	Fayetteville, Ark.	W	10-5
4/22/06	Starkville, Miss.	W	6-2
4/22/06	Starkville, Miss.	L	8-9
4/23/06	Starkville, Miss.	W	6-4
4/6/07	Fayetteville, Ark.	L	9-11
4/7/07	Fayetteville, Ark.	L	1-2
4/8/07	Fayetteville, Ark.	W	9-3
5/15/08	Starkville, Miss.	L	5-6
5/16/08	Starkville, Miss.	L	5-6
5/17/08	Starkville, Miss.	W	15-10
3/27/09	Fayetteville, Ark.	W	20-9
3/29/09	Fayetteville, Ark.	W	5-1
3/29/09	Fayetteville, Ark.	L	4-12
4/9/10	Starkville, Miss.	W	8-3
4/10/10	Starkville, Miss.	W	8-5
4/11/10	Starkville, Miss.	W	13-3
4/15/11	Fayetteville, Ark.	W	6-5
4/16/11	Fayetteville, Ark.	W	6-1
4/17/11	Fayetteville, Ark.	L	3-5
5/26/11	Hoover, Ala.!	W	7-2
3/23/12	Starkville, Miss.	L	2-11
3/24/12	Starkville, Miss.	W	8-0
3/25/12	Starkville, Miss.	W	8-5 (11)
5/22/12	Hoover, Ala.!	L	1-9
3/29/13	Fayetteville, Ark.	W	5-4
3/30/13	Fayetteville, Ark.	L	1-4
3/31/13	Fayetteville, Ark.	W	3-1
3/29/14	Starkville, Miss.	W	4-0
3/29/14	Starkville, Miss.	L	1-5
3/30/14	Starkville, Miss.	L	1-5

MISSISSIPPI VALLEY STATE

Overall Series Record: 6-0
Record in Fayetteville, Ark.: 4-0
Record at Neutral Sites: 2-0

DATE	SITE	W/L	SCORE
5/12/08	Fayetteville, Ark.	W	12-3
3/26/13	Fayetteville, Ark.	W	6-0
3/27/13	North Little Rock, Ark.	W	2-1
3/25/14	Fayetteville, Ark.	W	6-0
3/25/14	Fayetteville, Ark.	W	12-1

ARKANSAS BASEBALL

2015 RAZORBACKS

FACILITIES

2014 REVIEW

HISTORY

THE UNIVERSITY



II SERIES HISTORY

3/26/14 North Little Rock, Ark. W 3-0

MISSOURI

Overall Series Record: 15-11
Record in Fayetteville, Ark.: 7-2
Record in Columbia, Mo.: 7-5
Record at Neutral Sites: 1-4

DATE	SITE	W/L	SCORE
1960	Fayetteville, Ark.	L	8-21
1960	Fayetteville, Ark.	W	9-8
4/3/62	Columbia, Mo.	L	7-15
4/4/62	Columbia, Mo.	L	4-10
3/30/63	Fayetteville, Ark.	L	6-10
3/30/63	Fayetteville, Ark.	W	6-5
3/27/68	San Antonio, Texas	L	4-8
3/22/72	Columbia, Mo.	W	9-6
3/22/72	Columbia, Mo.	L	1-3
5/23/80	Tulsa, Okla.+	L	0-6
3/2/81	Lakeland, Fla.	W	7-5
3/3/81	Lakeland, Fla.	L	6-8
2/27/84	Lakeland, Fla.	L	0-4
5/10/87	Columbia, Mo.	L	11-12 (10)
4/27/88	Fayetteville, Ark.	W	8-6
4/11/89	Columbia, Mo.	W	7-4
4/16/91	Columbia, Mo.	L	3-11
4/1/97	Fayetteville, Ark.	W	4-3
4/15/97	Columbia, Mo.	W	8-6
3/19/02	Columbia, Mo.	W	11-10
6/5/04	Fayetteville, Ark.+	W	10-7
5/1/12	Fayetteville, Ark.	W	6-3
5/2/12	Fayetteville, Ark.	W	2-0
5/15/14	Columbia, Mo.	W	9-4
5/16/14	Columbia, Mo.	W	4-0
5/17/14	Columbia, Mo.	W	7-5 (10)

MISSOURI SOUTHERN

Overall Series Record: 44-1-1
Record in Fayetteville, Ark.: 43-0-1
Record in Joplin, Mo.: 1-1

DATE	SITE	W/L	SCORE
3/12/76	Fayetteville, Ark.	W	7-0
3/12/76	Fayetteville, Ark.	T	0-0 (12)
3/9/77	Fayetteville, Ark.	W	6-0
3/9/77	Fayetteville, Ark.	W	7-6
2/17/78	Fayetteville, Ark.	W	5-3
2/17/78	Fayetteville, Ark.	W	6-0
2/27/79	Fayetteville, Ark.	W	5-0
2/27/79	Fayetteville, Ark.	W	3-2
1979	Joplin, Mo.	L	8-9
1979	Joplin, Mo.	W	6-5
2/22/80	Fayetteville, Ark.	W	15-0
2/22/80	Fayetteville, Ark.	W	7-0
2/24/81	Fayetteville, Ark.	W	8-2
2/24/81	Fayetteville, Ark.	W	7-4
2/20/82	Fayetteville, Ark.	W	7-2
2/20/82	Fayetteville, Ark.	W	14-2
2/25/83	Fayetteville, Ark.	W	11-3
2/25/83	Fayetteville, Ark.	W	8-6
4/9/84	Fayetteville, Ark.	W	12-1
2/25/85	Fayetteville, Ark.	W	12-1
2/25/85	Fayetteville, Ark.	W	8-3
4/30/86	Fayetteville, Ark.	W	4-1
2/23/87	Fayetteville, Ark.	W	4-3
2/23/87	Fayetteville, Ark.	W	13-10
4/29/87	Fayetteville, Ark.	W	20-5
2/13/88	Fayetteville, Ark.	W	12-4
2/14/88	Fayetteville, Ark.	W	17-5
2/24/89	Fayetteville, Ark.	W	6-2
2/16/90	Fayetteville, Ark.	W	12-6
2/15/91	Fayetteville, Ark.	W	7-5
2/14/92	Fayetteville, Ark.	W	12-1
2/13/93	Fayetteville, Ark.	W	17-1
2/14/93	Fayetteville, Ark.	W	10-5
3/2/94	Fayetteville, Ark.	W	10-3
2/10/95	Fayetteville, Ark.	W	5-4
2/7/96	Fayetteville, Ark.	W	15-2
4/16/96	Fayetteville, Ark.	W	4-2
2/11/97	Fayetteville, Ark.	W	24-1
4/2/97	Fayetteville, Ark.	W	12-8
2/11/98	Fayetteville, Ark.	W	24-5
4/21/98	Fayetteville, Ark.	W	11-2
2/6/99	Fayetteville, Ark.	W	7-6
2/5/00	Fayetteville, Ark.	W	18-5
2/4/01	Fayetteville, Ark.	W	25-6
2/11/02	Fayetteville, Ark.	W	13-1
4/29/03	Fayetteville, Ark.	W	7-3

MISSOURI STATE

Overall Series Record: 49-20
Record in Fayetteville, Ark.: 32-8
Record in Springfield, Mo.: 17-11
Record at Neutral Sites: 0-1

DATE	SITE	W/L	SCORE
3/26/66	Fayetteville, Ark.	W	7-5
4/22/67	Springfield, Mo.	L	5-6
4/22/67	Springfield, Mo.	L	3-4
1968	Springfield, Mo.	W	12-9
5/6/69	Fayetteville, Ark.	W	3-2
5/6/69	Fayetteville, Ark.	L	0-2
4/18/70	Springfield, Mo.	W	6-4
4/13/71	Fayetteville, Ark.	W	6-2
4/13/71	Fayetteville, Ark.	L	2-3
4/18/72	Springfield, Mo.	L	2-7
4/18/72	Springfield, Mo.	W	8-7
1973	Fayetteville, Ark.	W	7-5
1973	Fayetteville, Ark.	W	13-4
4/9/74	Springfield, Mo.	W	9-5
4/9/74	Springfield, Mo.	W	10-8
4/6/76	Fayetteville, Ark.	W	11-3
4/6/76	Fayetteville, Ark.	W	8-5
4/5/77	Fayetteville, Ark.	W	4-3
4/5/77	Fayetteville, Ark.	W	6-3
4/5/78	Springfield, Mo.	L	4-15
4/5/78	Springfield, Mo.	W	3-2
4/3/79	Fayetteville, Ark.	W	5-1
4/3/79	Fayetteville, Ark.	W	4-3
4/27/81	Fayetteville, Ark.	W	6-4
4/27/81	Fayetteville, Ark.	L	3-4
4/20/82	Fayetteville, Ark.	W	9-8
4/20/82	Fayetteville, Ark.	W	6-2
4/19/83	Springfield, Mo.	W	6-3
4/19/83	Springfield, Mo.	L	2-3
4/17/84	Fayetteville, Ark.	W	9-5
4/17/84	Fayetteville, Ark.	W	5-1
4/16/85	Fayetteville, Ark.	W	6-5
4/8/86	Fayetteville, Ark.	W	6-2
5/10/88	Springfield, Mo.	L	5-9
3/2/90	Fayetteville, Ark.	W	12-11
4/18/90	Fayetteville, Ark.	W	7-2
4/24/91	Fayetteville, Ark.	W	1-0
4/30/91	Springfield, Mo.	L	4-6
3/4/92	Fayetteville, Ark.	W	15-8
4/30/92	Springfield, Mo.	W	12-10
3/24/93	Fayetteville, Ark.	W	8-4
4/28/93	Springfield, Mo.	L	10-11
4/19/94	Springfield, Mo.	W	16-7
2/21/96	Springfield, Mo.	W	6-0
2/24/98	Fayetteville, Ark.	L	2-4
3/2/99	Springfield, Mo.	L	3-9
5/29/99	Fayetteville, Ark.+	L	8-9 (10)
5/2/00	Fayetteville, Ark.	W	7-2
4/3/01	Springfield, Mo.	L	9-10
2/16/02	Arlington, Texas	L	2-3
3/5/02	Fayetteville, Ark.	W	10-1
4/3/02	Springfield, Mo.	W	7-4
5/1/02	Fayetteville, Ark.	L	7-10
3/25/03	Fayetteville, Ark.	W	5-4
4/6/04	Fayetteville, Ark.	L	5-6 (16)
4/13/05	Fayetteville, Ark.	W	14-5
4/19/05	Springfield, Mo.	W	9-4
4/4/06	Fayetteville, Ark.	L	5-10
4/11/06	Springfield, Mo.	L	2-4
4/11/07	Fayetteville, Ark.	W	2-0
4/18/07	Springfield, Mo.	W	16-2
4/1/08	Springfield, Mo.	W	7-6 (10)
4/30/08	Fayetteville, Ark.	W	14-6
3/25/09	Fayetteville, Ark.	W	10-0
3/31/09	Springfield, Mo.	W	2-0
4/28/10	Fayetteville, Ark.	W	5-4
4/12/11	Springfield, Mo.	W	2-1
4/30/13	Fayetteville, Ark.	W	6-3
4/29/14	Springfield, Mo.	W	4-1

MISSOURI-ST. LOUIS

Overall Series Record: 2-0
Record in Fayetteville, Ark.: 2-0

DATE	SITE	W/L	SCORE
3/31/87	Fayetteville, Ark.	W	11-2
3/31/87	Fayetteville, Ark.	W	14-2

MISSOURI VALLEY

Overall Series Record: 1-0
Record in Fayetteville, Ark.: 1-0

DATE	SITE	W/L	SCORE
2/27/02	Fayetteville, Ark.	W	7-1

MISSOURI WESTERN

Overall Series Record: 17-1
Record in Fayetteville, Ark.: 17-1

DATE	SITE	W/L	SCORE
4/7/72	Fayetteville, Ark.	W	8-5
4/7/72	Fayetteville, Ark.	W	4-3
3/5/74	Fayetteville, Ark.	W	4-0
3/5/74	Fayetteville, Ark.	W	5-2
3/21/78	Fayetteville, Ark.	W	6-3
3/21/78	Fayetteville, Ark.	L	8-9
3/19/79	Fayetteville, Ark.	W	13-0
3/19/79	Fayetteville, Ark.	W	7-6 (11)
3/16/81	Fayetteville, Ark.	W	15-2
3/16/81	Fayetteville, Ark.	W	10-0
3/14/82	Fayetteville, Ark.	W	11-1
3/15/82	Fayetteville, Ark.	W	11-0
3/15/82	Fayetteville, Ark.	W	7-0
3/14/83	Fayetteville, Ark.	W	9-4
3/14/83	Fayetteville, Ark.	W	13-2
3/18/85	Fayetteville, Ark.	W	10-0
3/18/85	Fayetteville, Ark.	W	4-0
3/11/86	Fayetteville, Ark.	W	12-0

MORNINGSIDE

Overall Series Record: 1-1
Record in Fayetteville, Ark.: 1-1

DATE	SITE	W/L	SCORE
4/5/68	Fayetteville, Ark.	L	12-13
4/6/68	Fayetteville, Ark.	W	29-4

MURRAY STATE

Overall Series Record: 2-0
Record in Fayetteville, Ark.: 2-0

DATE	SITE	W/L	SCORE
5/2/86	Fayetteville, Ark.	W	9-3
5/3/86	Fayetteville, Ark.	W	3-2

NAVY

Overall Series Record: 2-0
Record at Neutral Sites: 2-0

DATE	SITE	W/L	SCORE
2/28/97	Millington, Texas	W	6-4
2/21/03	Memphis, Tenn.	W	8-1

NEBRASKA

Overall Series Record: 9-11
Record in Fayetteville, Ark.: 8-7
Record in Lincoln, Neb.: 1-3
Record at Neutral Sites: 0-1

DATE	SITE	W/L	SCORE
3/24/75	Fayetteville, Ark.	W	15-6
3/24/75	Fayetteville, Ark.	W	10-4
3/25/75	Fayetteville, Ark.	L	4-5
3/25/75	Fayetteville, Ark.	W	4-2
3/13/88	Fayetteville, Ark.	W	7-4
3/13/88	Fayetteville, Ark.	L	5-8
3/12/89	Fayetteville, Ark.	W	4-1
3/6/91	Fayetteville, Ark.	W	4-3
3/6/91	Fayetteville, Ark.	L	3-5
2/20/00	Arlington, Texas	L	2-13
3/14/00	Fayetteville, Ark.	L	4-10
3/15/00	Fayetteville, Ark.	L	3-10
3/18/08	Lincoln, Neb.	L	1-6
3/19/08	Lincoln, Neb.	W	9-4
3/17/09	Fayetteville, Ark.	W	7-3
3/18/09	Fayetteville, Ark.	L	4-7
4/16/13	Lincoln, Neb.	L	0-3
4/16/13	Lincoln, Neb.	L	2-4
4/1/14	Fayetteville, Ark.	W	4-3
4/2/14	Fayetteville, Ark.	L	4-6

NEBRASKA-KEARNEY

Overall Series Record: 1-1
Record in Fayetteville, Ark.: 1-1

DATE	SITE	W/L	SCORE
4/4/70	Fayetteville, Ark.	W	5-0
4/4/70	Fayetteville, Ark.	L	0-4

ARKANSAS BASEBALL

2015 RAZORBACKS

FACILITIES

2014 REVIEW

HISTORY

THE UNIVERSITY



NEVADA

Overall Series Record: 1-0
Record in Fayetteville, Ark.: 1-0

DATE	SITE	W/L	SCORE
3/21/12	Fayetteville, Ark.	W	10-2

NEW MEXICO

Overall Series Record: 7-2
Record in Fayetteville, Ark.: 3-1
Record in Las Cruces, N.M.: 1-0
Record at Neutral Sites: 3-1

DATE	SITE	W/L	SCORE
3/17/73	Las Cruces, N.M.	W	8-4
2/27/04	College Station, Texas	L	1-3
2/28/04	College Station, Texas	W	13-3
2/29/04	College Station, Texas	W	5-2
4/13/10	Fayetteville, Ark.	W	4-3 (11)
4/14/10	Fayetteville, Ark.	W	5-4
6/4/11	Tempe, Ariz.+	W	3-0
4/9/13	Fayetteville, Ark.	L	0-3
4/9/13	Fayetteville, Ark.	W	4-3

NEW MEXICO STATE

Overall Series Record: 2-0
Record in Las Cruces, N.M.: 1-0
Record at Neutral Sites: 1-0

DATE	SITE	W/L	SCORE
3/17/73	Las Cruces, N.M.	W	8-4
3/14/91	Shreveport, La.	W	8-3

NEW ORLEANS

Overall Series Record: 2-2
Record in Fayetteville, Ark: 2-0
Record in New Orleans, La.: 0-1
Record at Neutral Sites: 0-1

DATE	SITE	W/L	SCORE
3/15/91	Shreveport, La.	L	2-3
3/1/98	New Orleans, La.	L	6-13
2/19/13	Fayetteville, Ark.	W	14-0 (7)
2/19/13	Fayetteville, Ark.	W	3-0

NICHOLLS STATE

Overall Series Record: 0-1
Record in Thibodaux, La.: 0-1

DATE	SITE	W/L	SCORE
2/25/86	Thibodaux, La.	L	3-5

NORTH CAROLINA

Overall Series Record: 1-0
Record at Neutral Sites: 1-0

DATE	SITE	W/L	SCORE
6/4/89	Omaha, Neb.+	W	7-3

NORTH DAKOTA STATE

Overall Series Record: 2-0
Record in Fayetteville, Ark.: 2-0

DATE	SITE	W/L	SCORE
3/17/82	Fayetteville, Ark.	W	10-2
3/17/82	Fayetteville, Ark.	W	10-1

NORTHEASTERN (OKLA.) STATE

Overall Series Record: 25-2
Record in Fayetteville, Ark.: 25-2

DATE	SITE	W/L	SCORE
1972	Fayetteville, Ark.	L	4-5
1972	Fayetteville, Ark.	W	2-0
3/2/74	Fayetteville, Ark.	W	8-4
3/2/74	Fayetteville, Ark.	W	4-1
3/4/75	Fayetteville, Ark.	W	7-6
3/4/75	Fayetteville, Ark.	W	8-6
4/3/75	Fayetteville, Ark.	W	9-2
4/3/75	Fayetteville, Ark.	W	4-0
2/28/76	Fayetteville, Ark.	W	2-0
2/28/76	Fayetteville, Ark.	W	7-6
2/19/77	Fayetteville, Ark.	W	11-2
2/19/77	Fayetteville, Ark.	W	5-0
3/2/77	Fayetteville, Ark.	W	11-0
2/26/82	Fayetteville, Ark.	W	5-0
2/26/82	Fayetteville, Ark.	W	7-1
2/22/83	Fayetteville, Ark.	W	19-3
4/21/86	Fayetteville, Ark.	W	15-4

4/19/89	Fayetteville, Ark.	W	9-8
4/17/90	Fayetteville, Ark.	W	12-5
2/12/91	Fayetteville, Ark.	W	6-2
4/14/92	Fayetteville, Ark.	W	6-5
3/25/93	Fayetteville, Ark.	W	5-2
4/21/93	Fayetteville, Ark.	L	7-9
4/27/94	Fayetteville, Ark.	W	4-0
3/29/95	Fayetteville, Ark.	W	11-0
5/1/96	Fayetteville, Ark.	W	7-3
4/16/97	Fayetteville, Ark.	W	24-3

NORTHERN COLORADO

Overall Series Record: 7-1
Record in Fayetteville, Ark.: 7-1

DATE	SITE	W/L	SCORE
4/5/05	Fayetteville, Ark.	W	9-3
4/6/05	Fayetteville, Ark.	W	7-4
4/18/06	Fayetteville, Ark.	W	2-1
4/19/06	Fayetteville, Ark.	L	2-4
4/3/07	Fayetteville, Ark.	W	14-6
4/4/07	Fayetteville, Ark.	W	9-7
4/22/08	Fayetteville, Ark.	W	9-2
4/23/08	Fayetteville, Ark.	W	9-1

NORTHERN ILLINOIS

Overall Series Record: 3-0
Record in Fayetteville, Ark.: 3-0

DATE	SITE	W/L	SCORE
3/20/93	Fayetteville, Ark.	W	12-2
3/21/93	Fayetteville, Ark.	W	11-3
3/21/93	Fayetteville, Ark.	W	11-5

NORTHERN IOWA

Overall Series Record: 5-0
Record in Fayetteville, Ark.: 5-0

DATE	SITE	W/L	SCORE
3/13/87	Fayetteville, Ark.	W	10-3
3/21/88	Fayetteville, Ark.	W	6-0
3/22/88	Fayetteville, Ark.	W	17-0
3/22/88	Fayetteville, Ark.	W	15-2
3/20/89	Fayetteville, Ark.	W	14-4

NORTH TEXAS

Overall Series Record: 11-0
Record in Fayetteville, Ark.: 11-0

DATE	SITE	W/L	SCORE
4/13/78	Fayetteville, Ark.	W	4-0
4/13/78	Fayetteville, Ark.	W	12-0
4/14/78	Fayetteville, Ark.	W	9-0
4/14/78	Fayetteville, Ark.	W	6-0
2/15/86	Fayetteville, Ark.	W	10-0
2/15/86	Fayetteville, Ark.	W	9-0
2/16/86	Fayetteville, Ark.	W	26-1
3/8/87	Fayetteville, Ark.	W	13-4
3/6/88	Fayetteville, Ark.	W	10-1
3/7/88	Fayetteville, Ark.	W	5-4
3/7/88	Fayetteville, Ark.	W	6-5

NORTHWESTERN STATE

Overall Series Record: 17-2
Record in Fayetteville, Ark.: 9-1
Record in Natchitoches, La.: 5-1
Record at Neutral Sites: 3-0

DATE	SITE	W/L	SCORE
1960	Natchitoches, La.	W	4-3
4/20/62	Monroe, La.	W	13-8
4/21/62	Monroe, La.	W	8-4
4/25/62	Natchitoches, La.	L	2-4
4/26/62	Natchitoches, La.	W	2-1
3/17/89	Shreveport, La.	W	3-2
2/29/92	Fayetteville, Ark.	W	6-5 (11)
2/29/92	Fayetteville, Ark.	W	7-2
5/2/95	Fayetteville, Ark.	W	5-2
2/16/96	Natchitoches, La.	W	13-6
2/17/96	Natchitoches, La.	W	14-5
2/18/96	Natchitoches, La.	W	10-5
3/25/97	Fayetteville, Ark.	W	5-4
3/26/97	Fayetteville, Ark.	W	13-8
2/27/01	Fayetteville, Ark.	L	4-8
2/21/12	Fayetteville, Ark.	W	8-7
2/22/12	Fayetteville, Ark.	W	6-2
4/22/14	Fayetteville, Ark.	W	8-1
4/22/14	Fayetteville, Ark.	W	15-3

NORTHWEST MISSOURI STATE

Overall Series Record: 9-1-1
Record in Fayetteville, Ark.: 9-1-1

DATE	SITE	W/L	SCORE
3/6/78	Fayetteville, Ark.	W	7-6
3/6/78	Fayetteville, Ark.	L	2-4
3/10/80	Fayetteville, Ark.	W	11-6
3/10/80	Fayetteville, Ark.	W	7-1
3/7/82	Fayetteville, Ark.	W	3-1
3/7/82	Fayetteville, Ark.	W	4-1
3/8/82	Fayetteville, Ark.	W	3-0
3/8/82	Fayetteville, Ark.	T	7-7
3/3/85	Fayetteville, Ark.	W	11-3
3/8/90	Fayetteville, Ark.	W	17-9
3/13/91	Fayetteville, Ark.	W	7-5

NORTHWOOD INSTITUTE

Overall Series Record: 1-0
Record in Fayetteville, Ark.: 1-0

DATE	SITE	W/L	SCORE
3/4/90	Fayetteville, Ark.	W	9-1

NOTRE DAME

Overall Series Record: 2-1
Record in Fayetteville, Ark.: 1-0
Record at Neutral Sites: 1-1

DATE	SITE	W/L	SCORE
3/17/73	Las Cruces, N.M.	W	6-5
3/17/83	Fayetteville, Ark.	W	5-0
2/28/97	Millington, Texas	L	5-8

OHIO STATE

Overall Series Record: 1-0
Record at Neutral Sites: 1-0

DATE	SITE	W/L	SCORE
3/2/08	College Station, Texas	W	8-6

OKLAHOMA

Overall Series Record: 14-11
Record in Fayetteville, Ark.: 6-2
Record in Norman, Okla.: 7-9
Record at Neutral Sites: 1-0

DATE	SITE	W/L	SCORE
5/11/70	Fayetteville, Ark.	L	1-2
5/11/70	Fayetteville, Ark.	W	5-2
5/2/72	Norman, Okla.	L	2-3
5/2/72	Norman, Okla.	L	3-4
4/11/77	Norman, Okla.	W	5-2
4/11/77	Norman, Okla.	L	3-4
3/5/83	Norman, Okla.	L	4-11
3/5/83	Norman, Okla.	W	14-3
3/6/83	Norman, Okla.	W	7-2
4/15/87	Fayetteville, Ark.	W	12-11
4/12/88	Norman, Okla.	L	3-11
4/26/89	Fayetteville, Ark.	L	2-3
3/20/91	Norman, Okla.	W	11-2
3/23/93	Fayetteville, Ark.	W	8-0
4/6/94	Norman, Okla.	L	2-11
2/27/96	Fayetteville, Ark.	W	9-8
4/10/01	Norman, Okla.	W	5-4
3/12/02	Norman, Okla.	L	1-7
4/9/02	Fayetteville, Ark.	W	9-6
5/31/02	Wichita, Kan.+	W	8-5
4/28/09	Fayetteville, Ark.	W	8-7 (10)
5/30/09	Norman, Okla.+	W	17-6
5/31/09	Norman, Okla.+	W	11-0
5/18/10	Norman, Okla.	L	2-5
4/10/12	Norman, Okla.	L	0-4

OKLAHOMA BAPTIST

Overall Series Record: 6-3
Record in Fayetteville, Ark.: 4-2
Record in Shawnee, Okla.: 2-1

DATE	SITE	W/L	SCORE
4/29/67	Fayetteville, Ark.	W	2-1
4/29/67	Fayetteville, Ark.	W	6-0
4/22/68	Fayetteville, Ark.	L	0-12
4/22/68	Fayetteville, Ark.	W	4-3
4/18/69	Shawnee, Okla.	W	5-2
4/13/70	Fayetteville, Ark.	W	9-6
4/13/70	Fayetteville, Ark.	L	4-9
3/20/71	Shawnee, Okla.	W	13-3
3/20/71	Shawnee, Okla.	L	2-4

ARKANSAS BASEBALL

2015 RAZORBACKS

FACILITIES

2014 REVIEW

HISTORY

THE UNIVERSITY



II SERIES HISTORY

ARKANSAS BASEBALL

OKLAHOMA CHRISTIAN

Overall Series Record: 1-0
Record in Fayetteville, Ark.: 1-0

DATE	SITE	W/L	SCORE
5/6/85	Fayetteville, Ark.	W	14-4

OKLAHOMA CITY

Overall Series Record: 23-1
Record in Fayetteville, Ark.: 15-0
Record in Oklahoma City, Okla.: 8-1

DATE	SITE	W/L	SCORE
4/7/61	Oklahoma City, Okla.	W	9-2
4/9/68	Fayetteville, Ark.	W	12-3
4/19/69	Oklahoma City, Okla.	W	2-0
4/21/70	Fayetteville, Ark.	W	9-4
4/21/70	Fayetteville, Ark.	W	9-3
4/19/71	Oklahoma City, Okla.	W	11-0
4/19/71	Oklahoma City, Okla.	W	13-1
1973	Oklahoma City, Okla.	W	6-1
1973	Oklahoma City, Okla.	W	10-0
4/21/73	Fayetteville, Ark.	W	8-2
4/21/73	Fayetteville, Ark.	W	3-2
4/2/74	Oklahoma City, Okla.	L	4-5
4/2/74	Oklahoma City, Okla.	W	9-0
3/6/83	Oklahoma City, Okla.	W	13-4
2/16/85	Fayetteville, Ark.	W	4-0
2/16/85	Fayetteville, Ark.	W	20-13
2/17/85	Fayetteville, Ark.	W	5-2
2/13/96	Fayetteville, Ark.	W	11-9
2/19/97	Fayetteville, Ark.	W	14-6
3/4/98	Fayetteville, Ark.	W	9-6
2/23/99	Fayetteville, Ark.	W	10-8
2/22/00	Fayetteville, Ark.	W	7-3
2/21/01	Fayetteville, Ark.	W	14-4
2/12/02	Fayetteville, Ark.	W	5-4

OKLAHOMA STATE

Overall Series Record: 16-23
Record in Fayetteville, Ark.: 8-9
Record in Stillwater, Okla.: 6-9
Record at Neutral Sites: 2-5

DATE	SITE	W/L	SCORE
4/15/70	Fayetteville, Ark.	W	5-3
4/15/70	Fayetteville, Ark.	W	3-1
4/21/71	Stillwater, Okla.	L	4-6
4/21/71	Stillwater, Okla.	L	4-7
4/29/80	Tulsa, Okla.	W	7-6
2/21/81	Fayetteville, Ark.	L	4-5 (11)
3/26/85	Stillwater, Okla.	L	1-3
4/2/85	Fayetteville, Ark.	L	6-14
4/1/86	Fayetteville, Ark.	L	9-11
4/15/86	Stillwater, Okla.	L	7-8
3/25/87	Stillwater, Okla.	L	1-8
4/21/87	Fayetteville, Ark.	W	9-8
3/19/88	Shreveport, La.	L	4-5
4/11/88	Stillwater, Okla.	W	6-5
5/28/88	Stillwater, Okla.+	L	7-13
3/18/89	Shreveport, La.	L	2-10
4/4/89	Stillwater, Okla.	W	10-4
5/10/89	Fayetteville, Ark.	W	10-6
4/24/90	Stillwater, Okla.	W	7-5
3/19/91	Stillwater, Okla.	L	5-9
4/9/91	Fayetteville, Ark.	W	9-4
3/31/92	Fayetteville, Ark.	L	4-7
4/19/93	Fayetteville, Ark.	W	4-1
4/26/93	Stillwater, Okla.	L	1-4
3/15/94	Fayetteville, Ark.	W	10-5
3/23/94	Stillwater, Okla.	W	13-9
3/20/95	Stillwater, Okla.	L	6-18
3/22/95	Fayetteville, Ark.	L	9-22
5/23/96	Lubbock, Texas+	L	5-6
4/1/98	Tulsa, Okla.	L	3-7
3/21/00	Stillwater, Okla.	W	10-8
3/28/00	Fayetteville, Ark.	L	1-2
4/24/01	Tulsa, Okla.	L	5-6
4/20/04	Fayetteville, Ark.	W	5-2
3/8/05	Stillwater, Okla.	W	11-7
2/11/06	Mobile, Ala.	W	3-0
6/4/06	Fayetteville, Ark.+	L	5-6
6/2/07	Fayetteville, Ark.+	L	3-14
6/3/07	Fayetteville, Ark.+	L	6-7

2015 RAZORBACKS

FACILITIES

2014 REVIEW

HISTORY

THE UNIVERSITY

OLE MISS

Overall Series Record: 43-35
Record in Fayetteville, Ark.: 18-16
Record in Oxford, Miss.: 20-16
Record at Neutral Sites: 5-4

DATE	SITE	W/L	SCORE
4/11/82	Fayetteville, Ark.	W	7-2
5/9/92	Fayetteville, Ark.	L	4-8
5/9/92	Fayetteville, Ark.	W	15-3
5/10/92	Fayetteville, Ark.	W	10-0
5/15/93	Oxford, Miss.	W	8-7
5/15/93	Oxford, Miss.	W	5-1
5/16/93	Oxford, Miss.	L	1-3
5/13/94	Fayetteville, Ark.	L	6-12
5/14/94	Fayetteville, Ark.	L	2-7
5/15/94	Fayetteville, Ark.	W	8-5
5/12/95	Oxford, Miss.	L	1-3
5/13/95	Oxford, Miss.	L	2-11
5/14/95	Oxford, Miss.	W	5-4
5/18/95	Starkville, Miss.!	W	5-2
5/10/96	Oxford, Miss.	W	18-4
5/11/96	Oxford, Miss.	L	2-3
5/12/96	Oxford, Miss.	W	8-3
4/11/97	Fayetteville, Ark.	W	14-13 (10)
4/12/97	Fayetteville, Ark.	W	12-7
4/13/97	Fayetteville, Ark.	W	8-6
3/27/98	Oxford, Miss.	W	12-10
3/28/98	Oxford, Miss.	W	16-8
3/29/98	Oxford, Miss.	L	10-13
5/7/99	Fayetteville, Ark.	W	8-1
5/8/99	Fayetteville, Ark.	W	9-4
5/9/99	Fayetteville, Ark.	W	7-4
5/12/00	Oxford, Miss.	W	6-1
5/13/00	Oxford, Miss.	L	5-12
5/14/00	Oxford, Miss.	W	8-1
4/6/01	Fayetteville, Ark.	W	3-2
4/7/01	Fayetteville, Ark.	L	6-11
4/8/01	Fayetteville, Ark.	W	10-3
5/10/02	Oxford, Miss.	W	5-4
5/11/02	Oxford, Miss.	W	11-5
5/12/02	Oxford, Miss.	W	10-8
5/2/03	Fayetteville, Ark.	L	2-5
5/3/03	Fayetteville, Ark.	W	7-6
5/4/03	Fayetteville, Ark.	W	6-3
5/23/03	Hoover, Ala.!	L	7-8 (11)
5/7/04	Oxford, Miss.	L	0-1
5/8/04	Oxford, Miss.	W	3-1
5/9/04	Oxford, Miss.	L	3-5
5/27/04	Hoover, Ala.!	W	4-3
5/20/05	Fayetteville, Ark.	L	3-5
5/21/05	Fayetteville, Ark.	L	2-10
5/22/05	Fayetteville, Ark.	L	1-9
5/12/06	Oxford, Miss.	W	12-3
5/13/06	Oxford, Miss.	L	3-7
5/14/06	Oxford, Miss.	L	4-5
5/24/06	Hoover, Ala.!	L	4-9
3/2/07	Minneapolis, Minn.	L	4-5
5/17/07	Fayetteville, Ark.	L	4-5
5/18/07	Fayetteville, Ark.	W	4-3 (10)
5/19/07	Fayetteville, Ark.	L	0-5
4/25/08	Oxford, Miss.	L	4-12
4/26/08	Oxford, Miss.	W	13-11 (10)
4/27/08	Oxford, Miss.	W	12-4
5/14/09	Fayetteville, Ark.	L	5-7
5/15/09	Fayetteville, Ark.	L	3-9
5/16/09	Fayetteville, Ark.	L	3-16
5/7/10	Oxford, Miss.	W	11-4
5/8/10	Oxford, Miss.	L	2-3
5/9/10	Oxford, Miss.	W	7-0
5/19/11	Fayetteville, Ark.	L	1-2
5/21/11	Fayetteville, Ark.	W	2-0
5/21/11	Fayetteville, Ark.	W	5-3
4/21/12	Oxford, Miss.	L	2-8
4/21/12	Oxford, Miss.	L	0-1
4/22/12	Oxford, Miss.	W	11-3
5/23/12	Hoover, Ala.!	L	0-2
3/15/13	Fayetteville, Ark.	L	1-7
3/16/13	Fayetteville, Ark.	W	10-1
3/17/13	Fayetteville, Ark.	L	4-6 (13)
5/22/13	Hoover, Ala.!	W	2-1 (10)
5/2/14	Oxford, Miss.	L	2-3
5/3/14	Oxford, Miss.	L	4-7
5/4/14	Oxford, Miss.	W	11-1
5/21/14	Hoover, Ala.!	W	2-1
5/23/14	Hoover, Ala.!	W	8-7

OMAHA

Overall Series Record: 0-2
Record in Fayetteville, Ark.: 0-2

DATE	SITE	W/L	SCORE
4/13/65	Fayetteville, Ark.	L	7-9
4/13/65	Fayetteville, Ark.	L	3-6

ORAL ROBERTS

Overall Series Record: 65-35
Record in Fayetteville, Ark.: 35-14
Record in Tulsa, Okla.: 28-20
Record at Neutral Sites: 2-1

DATE	SITE	W/L	SCORE
4/29/70	Fayetteville, Ark.	W	7-0
4/29/70	Fayetteville, Ark.	W	8-0
4/27/71	Tulsa, Okla.	W	6-1
4/27/71	Tulsa, Okla.	L	4-6
5/4/71	Fayetteville, Ark.	W	12-11
5/4/71	Fayetteville, Ark.	L	2-5
3/25/72	Tulsa, Okla.	L	4-8
3/25/72	Tulsa, Okla.	W	2-1
1973	Tulsa, Okla.	W	5-4
1973	Tulsa, Okla.	L	0-2
3/27/74	Tulsa, Okla.	W	1-0
3/27/74	Tulsa, Okla.	L	1-0
3/27/74	Tulsa, Okla.	L	0-1
4/15/75	Fayetteville, Ark.	W	5-1
4/15/75	Fayetteville, Ark.	W	4-2
3/30/76	Tulsa, Okla.	W	6-5
3/30/76	Tulsa, Okla.	L	3-6
2/22/77	Fayetteville, Ark.	W	7-0
2/22/77	Fayetteville, Ark.	L	0-2
4/17/79	Tulsa, Okla.	L	2-5
3/11/80	Fayetteville, Ark.	L	3-7
3/11/80	Fayetteville, Ark.	L	0-5
5/3/80	Tulsa, Okla.	W	4-2
5/22/80	Tulsa, Okla.+	W	3-2
3/10/81	Fayetteville, Ark.	L	3-6
3/10/81	Fayetteville, Ark.	L	6-11
5/1/81	Tulsa, Okla.	W	8-6
5/2/81	Tulsa, Okla.	L	1-5
5/2/81	Tulsa, Okla.	L	2-8
5/8/82	Fayetteville, Ark.	W	10-3
5/8/82	Fayetteville, Ark.	L	1-9
5/9/82	Tulsa, Okla.	L	4-9
5/9/82	Tulsa, Okla.	W	10-4
5/6/83	Fayetteville, Ark.	W	6-3
5/6/83	Fayetteville, Ark.	W	11-3
5/7/83	Tulsa, Okla.	L	3-8
5/7/83	Tulsa, Okla.	W	4-1
5/26/83	Stillwater, Okla.+	L	6-7
5/4/84	Fayetteville, Ark.	W	13-1
5/4/84	Fayetteville, Ark.	W	12-4
5/5/84	Tulsa, Okla.	L	8-9
5/5/84	Tulsa, Okla.	W	3-1
5/9/85	Fayetteville, Ark.	W	6-4
5/10/85	Fayetteville, Ark.	W	5-1
5/11/85	Fayetteville, Ark.	W	9-5
5/8/86	Fayetteville, Ark.	W	7-5
5/9/86	Tulsa, Okla.	W	15-6
5/12/86	Tulsa, Okla.	W	9-8 (12)
5/7/87	Fayetteville, Ark.	W	14-4
5/8/87	Fayetteville, Ark.	W	17-5
5/10/87	Tulsa, Okla.	L	2-10
5/15/88	Fayetteville, Ark.	W	18-7
5/16/88	Tulsa, Okla.	L	3-11
4/23/90	Fayetteville, Ark.	W	10-3
2/21/91	Fayetteville, Ark.	W	2-1
3/25/92	Fayetteville, Ark.	L	3-5
3/31/93	Fayetteville, Ark.	W	13-5
4/20/93	Tulsa, Okla.	W	16-1
3/30/94	Tulsa, Okla.	L	7-8
3/31/94	Fayetteville, Ark.	W	7-4
4/12/94	Tulsa, Okla.	L	1-3
4/20/94	Fayetteville, Ark.	L	2-12
3/21/95	Tulsa, Okla.	W	7-0
4/4/95	Tulsa, Okla.	W	8-2 (11)
4/25/95	Tulsa, Okla.	L	0-5
4/26/95	Fayetteville, Ark.	W	9-1
2/20/96	Fayetteville, Ark.	W	19-7
4/2/96	Tulsa, Okla.	W	3-2
4/10/96	Tulsa, Okla.	L	7-8 (10)
4/24/96	Fayetteville, Ark.	W	18-5
4/22/97	Tulsa, Okla.	W	11-6
4/23/97	Fayetteville, Ark.	W	15-5
4/15/98	Fayetteville, Ark.	W	19-7
4/22/98	Tulsa, Okla.	W	8-5
4/14/99	Tulsa, Okla.	W	15-6

4/21/99	Fayetteville, Ark.	L	5-12
4/11/00	Tulsa, Okla.	W	5-4
4/18/00	Fayetteville, Ark.	L	4-8
4/17/01	Tulsa, Okla.	W	4-2
5/1/01	Fayetteville, Ark.	W	10-0
4/16/02	Tulsa, Okla.	W	14-0
4/30/02	Fayetteville, Ark.	W	6-3
6/1/02	Wichita, Kan.+	W	7-6
6/2/02	Wichita, Kan.+	W	11-6
4/1/03	Fayetteville, Ark.	W	9-3
4/15/03	Tulsa, Okla.	W	8-2
4/13/04	Fayetteville, Ark.	L	4-6
4/27/04	Tulsa, Okla.	W	8-4
4/12/05	Tulsa, Okla.	W	15-8
4/26/05	Fayetteville, Ark.	W	5-2
5/2/06	Tulsa, Okla.	L	4-5
6/2/06	Fayetteville, Ark.+	L	3-4 (11)
3/13/07	Fayetteville, Ark.	W	10-2
3/27/07	Tulsa, Okla.	L	3-5
4/8/08	Fayetteville, Ark.	L	4-9
4/15/08	Tulsa, Okla.	L	2-12
4/21/09	Tulsa, Okla.	W	9-6
5/12/09	Fayetteville, Ark.	W	3-2
4/20/10	Fayetteville, Ark.	W	9-5
4/19/11	Tulsa, Okla.	W	6-5
4/24/12	Fayetteville, Ark.	W	6-1

OREGON STATE

Overall Series Record: 2-1
Record at Neutral Sites: 2-1

DATE	SITE	W/L	SCORE
5/22/86	Stillwater, Okla.+	W	4-3
5/24/86	Stillwater, Okla.+	L	0-1
3/17/95	San Jose, Calif.	W	5-4

PACIFIC

Overall Series Record: 0-1
Record at Neutral Sites: 0-1

DATE	SITE	W/L	SCORE
3/3/13	Surprise, Ariz.	L	3-4

PACIFIC LUTHERAN

Overall Series Record: 1-0
Record at Neutral Sites: 1-0

DATE	SITE	W/L	SCORE
3/15/92	Seattle, Wash.	W	8-1

PENN STATE

Overall Series Record: 1-0
Record at Neutral Sites: 1-0

DATE	SITE	W/L	SCORE
3/1/89	Lakeland, Fla.	W	2-1

PEPPERDINE

Overall Series Record: 1-1
Record at Neutral Sites: 1-1

DATE	SITE	W/L	SCORE
6/1/79	Omaha, Neb.+	W	5-4
5/30/08	Palo Alto, Calif.+	L	3-4

PITTSBURG STATE

Overall Series Record: 15-0
Record in Fayetteville, Ark.: 11-0
Record in Pittsburg, Kan.: 4-0

DATE	SITE	W/L	SCORE
4/7/62	Fayetteville, Ark.	W	5-1
4/7/62	Fayetteville, Ark.	W	11-3
4/30/63	Pittsburg, Kan.	W	9-4
4/30/63	Pittsburg, Kan.	W	2-1
1967	Fayetteville, Ark.	W	8-1
1967	Fayetteville, Ark.	W	6-2
4/27/68	Pittsburg, Kan.	W	8-4
4/27/68	Pittsburg, Kan.	W	3-0
4/17/71	Fayetteville, Ark.	W	6-0
4/17/71	Fayetteville, Ark.	W	11-1
4/11/72	Fayetteville, Ark.	W	5-0
4/11/72	Fayetteville, Ark.	W	9-0
3/5/96	Fayetteville, Ark.	W	10-5
2/18/98	Fayetteville, Ark.	W	13-4
4/17/02	Fayetteville, Ark.	W	5-1

PRINCETON

Overall Series Record: 1-0
Record in Fayetteville, Ark.: 1-0

DATE	SITE	W/L	SCORE
6/3/06	Fayetteville, Ark.+	W	6-2

RICE

Overall Series Record: 41-18-1
Record in Fayetteville, Ark.: 23-4-1
Record in Houston, Texas: 16-11
Record at Neutral Sites: 2-3

DATE	SITE	W/L	SCORE
4/2/71	Edinburg, Texas	L	2-5
4/3/71	Edinburg, Texas	L	3-4
4/6/74	Fayetteville, Ark.	L	5-6
4/6/74	Fayetteville, Ark.	W	6-3
4/6/74	Fayetteville, Ark.	W	9-7
4/4/75	Houston, Texas	W	5-0
4/5/75	Houston, Texas	L	1-5
4/5/75	Houston, Texas	L	0-9
4/16/76	Fayetteville, Ark.	W	4-1
4/17/76	Fayetteville, Ark.	W	4-1
4/17/76	Fayetteville, Ark.	W	1-0
4/15/77	Houston, Texas	L	3-8
4/16/77	Houston, Texas	W	7-1
4/16/77	Houston, Texas	W	9-4
3/10/78	Fayetteville, Ark.	W	6-0
3/11/78	Fayetteville, Ark.	W	1-0
3/11/78	Fayetteville, Ark.	W	6-0
3/9/79	Houston, Texas	W	6-3
3/10/79	Houston, Texas	W	7-2
3/10/79	Houston, Texas	W	12-3
4/11/80	Fayetteville, Ark.	W	14-6
4/12/80	Fayetteville, Ark.	W	5-2
4/12/80	Fayetteville, Ark.	L	8-9
3/27/81	Houston, Texas	W	3-2
3/28/81	Houston, Texas	L	4-5
3/28/81	Houston, Texas	L	3-4
5/16/81	Austin, Texas!	W	5-4
3/26/82	Fayetteville, Ark.	T	4-4 (11)
3/27/82	Fayetteville, Ark.	W	2-1
3/27/82	Fayetteville, Ark.	W	17-2
3/28/82	Fayetteville, Ark.	W	6-1
3/19/83	Houston, Texas	L	1-6
3/19/83	Houston, Texas	L	2-3 (12)
3/20/83	Houston, Texas	W	7-4 (10)
3/25/84	Fayetteville, Ark.	W	5-3
3/25/84	Fayetteville, Ark.	W	6-3
3/26/84	Fayetteville, Ark.	L	2-7
5/12/84	Austin, Texas!	L	1-8
3/17/85	Houston, Texas	W	8-4
3/17/85	Houston, Texas	L	2-13
3/15/86	Fayetteville, Ark.	W	6-0
3/15/86	Fayetteville, Ark.	W	10-5
3/15/86	Fayetteville, Ark.	W	15-7
4/24/87	Houston, Texas	W	4-3
4/25/87	Houston, Texas	W	5-1
4/25/87	Houston, Texas	W	3-0
5/13/88	Fayetteville, Ark.	W	6-1
5/14/88	Fayetteville, Ark.	W	10-1
5/14/88	Fayetteville, Ark.	W	9-8
4/21/89	Houston, Texas	W	10-2
4/22/89	Houston, Texas	L	1-3
4/22/89	Houston, Texas	W	8-4
4/20/90	Fayetteville, Ark.	W	9-1
4/21/90	Fayetteville, Ark.	L	1-2 (11)
4/21/90	Fayetteville, Ark.	W	6-5
5/17/90	Austin, Texas!	W	7-5
3/8/91	Houston, Texas	L	3-4
3/9/91	Houston, Texas	W	8-4
3/9/91	Houston, Texas	L	8-9
6/2/12	Houston, Texas+	W	1-0

SAINT LOUIS

Overall Series Record: 9-0
Record in Fayetteville, Ark.: 8-0
Record in St. Louis, Mo.: 1-0

DATE	SITE	W/L	SCORE
3/10/87	Fayetteville, Ark.	W	20-10
3/11/87	Fayetteville, Ark.	W	9-0
3/11/87	Fayetteville, Ark.	W	15-5
3/3/90	Fayetteville, Ark.	W	14-4
3/3/90	Fayetteville, Ark.	W	10-7
3/7/00	Fayetteville, Ark.	W	7-4
3/8/00	Fayetteville, Ark.	W	14-4
3/20/02	St. Louis, Mo.	W	6-4
4/7/10	Fayetteville, Ark.	W	32-8

SAM HOUSTON STATE

Overall Series Record: 2-0
Record at Neutral Sites: 2-0

DATE	SITE	W/L	SCORE
6/1/12	Houston, Texas+	W	5-4
6/3/12	Houston, Texas+	W	5-1

SAN DIEGO STATE

Overall Series Record: 8-1
Record in Fayetteville, Ark.: 4-0
Record in San Diego, Calif.: 3-1
Record at Neutral Sites: 1-0

DATE	SITE	W/L	SCORE
3/3/01	Minneapolis, Minn.	W	6-4
3/10/11	San Diego, Calif.	W	12-4
3/11/11	San Diego, Calif.	W	11-6
3/12/11	San Diego, Calif.	L	2-3
3/13/11	San Diego, Calif.	W	5-2
3/7/13	Fayetteville, Ark.	W	2-0
3/8/13	Fayetteville, Ark.	W	4-3
3/9/13	Fayetteville, Ark.	W	8-2
3/9/13	Fayetteville, Ark.	W	4-1

SAN FRANCISCO

Overall Series Record: 0-1
Record at Neutral Sites: 0-1

DATE	SITE	W/L	SCORE
3/7/14	Berkeley, Calif.	L	1-2

SAN JOSE STATE

Overall Series Record: 2-0
Record in San Jose, Calif.: 2-0

DATE	SITE	W/L	SCORE
3/18/95	San Jose, Calif.	W	12-8
3/19/95	San Jose, Calif.	W	7-4

SANTA CLARA

Overall Series Record: 1-0
Record at Neutral Sites: 1-0

DATE	SITE	W/L	SCORE
3/17/95	San Jose, Calif.	W	10-3

SCHOOL OF THE OZARKS

Overall Series Record: 8-1
Record in Fayetteville, Ark.: 8-1

DATE	SITE	W/L	SCORE
3/23/84	Fayetteville, Ark.	W	6-2
3/19/85	Fayetteville, Ark.	W	4-3
3/19/85	Fayetteville, Ark.	W	6-0
4/20/87	Fayetteville, Ark.	W	12-1
3/22/89	Fayetteville, Ark.	W	14-5
3/22/89	Fayetteville, Ark.	W	10-0
4/4/90	Fayetteville, Ark.	L	1-5
2/19/91	Fayetteville, Ark.	W	15-5
3/26/92	Fayetteville, Ark.	W	13-3

SIENA

Overall Series Record: 3-0
Record in Fayetteville, Ark.: 3-0

DATE	SITE	W/L	SCORE
3/7/08	Fayetteville, Ark.	W	14-5
3/8/08	Fayetteville, Ark.	W	17-2
3/9/08	Fayetteville, Ark.	W	10-4

SIU-EDWARDSVILLE

Overall Series Record: 1-1
Record in Fayetteville, Ark.: 1-1

DATE	SITE	W/L	SCORE
3/29/76	Fayetteville, Ark.	L	2-5
3/29/76	Fayetteville, Ark.	W	7-3

SMU

Overall Series Record: 22-4
Record in Fayetteville, Ark.: 11-0
Record in Dallas, Texas: 11-4

DATE	SITE	W/L	SCORE
4/4/61	Dallas, Texas	L	1-7
4/5/61	Dallas, Texas	W	11-7
4/4/67	Fayetteville, Ark.	W	4-1
4/4/67	Fayetteville, Ark.	W	8-7



II SERIES HISTORY

ARKANSAS BASEBALL

4/22/69	Dallas, Texas	L	3-8
1973	Dallas, Texas	W	3-1
1973	Dallas, Texas	W	4-3
3/15/74	Fayetteville, Ark.	W	4-2
3/16/74	Fayetteville, Ark.	W	11-3
3/16/74	Fayetteville, Ark.	W	6-2
1975	Dallas, Texas	W	4-1
3/26/76	Dallas, Texas	W	17-2
3/27/76	Dallas, Texas	W	10-1
3/27/76	Dallas, Texas	W	2-1
3/25/77	Fayetteville, Ark.	W	1-0
3/26/77	Fayetteville, Ark.	W	4-1
3/26/77	Fayetteville, Ark.	W	3-1
3/31/78	Dallas, Texas	W	5-2
4/1/78	Dallas, Texas	W	9-2
4/1/78	Dallas, Texas	W	6-4
3/30/79	Fayetteville, Ark.	W	3-1
3/31/79	Fayetteville, Ark.	W	3-1
3/31/79	Fayetteville, Ark.	W	9-2
2/29/80	Dallas, Texas	W	2-0
3/1/80	Dallas, Texas	L	1-2
3/1/80	Dallas, Texas	L	1-9

SOUTH ALABAMA

Overall Series Record: 2-2
 Record in Fayetteville, Ark.: 1-2
 Record in Mobile, Ala.: 1-0

DATE	SITE	W/L	SCORE
2/12/06	Mobile, Ala.	W	8-7
2/28/14	Fayetteville, Ark.	W	2-1
3/1/14	Fayetteville, Ark.	L	1-2
3/1/14	Fayetteville, Ark.	L	3-5

SOUTH CAROLINA

Overall Series Record: 37-29
 Record in Fayetteville, Ark.: 18-10
 Record in Columbia, S.C.: 14-13
 Record at Neutral Sites: 5-6

DATE	SITE	W/L	SCORE
5/31/85	Omaha, Neb.+	W	1-0
3/28/92	Fayetteville, Ark.	W	8-3
3/28/92	Fayetteville, Ark.	W	7-2
3/29/92	Fayetteville, Ark.	L	11-20
5/13/92	New Orleans, La.!	W	8-6
5/15/92	New Orleans, La.!	L	5-9
4/3/93	Columbia, S.C.	L	11-18
4/3/93	Columbia, S.C.	L	1-8
4/4/93	Columbia, S.C.	L	3-5
3/29/96	Fayetteville, Ark.	W	8-1
3/30/96	Fayetteville, Ark.	W	2-1
3/31/96	Fayetteville, Ark.	L	2-13
3/28/97	Columbia, S.C.	W	11-8
3/29/97	Columbia, S.C.	L	9-14
3/30/97	Columbia, S.C.	W	30-7
3/6/98	Fayetteville, Ark.	W	11-1
3/8/98	Fayetteville, Ark.	W	17-16
5/14/99	Columbia, S.C.	W	8-2
5/15/99	Columbia, S.C.	L	6-16
5/16/99	Columbia, S.C.	W	13-5
5/5/00	Fayetteville, Ark.	L	2-8
5/6/00	Fayetteville, Ark.	W	11-10
5/7/00	Fayetteville, Ark.	W	9-3
3/9/01	Columbia, S.C.	L	5-16
3/10/01	Columbia, S.C.	L	4-7
3/11/01	Columbia, S.C.	L	3-9
4/5/02	Fayetteville, Ark.	W	7-4
4/6/02	Fayetteville, Ark.	W	8-7 (15)
5/22/02	Hoover, Ala.!	L	1-10
5/24/02	Hoover, Ala.!	L	1-4
3/14/03	Columbia, S.C.	L	2-7
3/16/03	Columbia, S.C.	W	2-1
3/16/03	Columbia, S.C.	W	4-1
3/26/04	Fayetteville, Ark.	W	5-3
3/27/04	Fayetteville, Ark.	W	5-4
3/28/04	Fayetteville, Ark.	L	2-10
5/29/04	Hoover, Ala.!	L	2-3
3/18/05	Columbia, S.C.	W	9-1
3/19/05	Columbia, S.C.	L	3-12
3/20/05	Columbia, S.C.	W	5-3
5/24/07	Hoover, Ala.!	W	6-0
5/26/07	Hoover, Ala.!	W	3-2
5/9/08	Fayetteville, Ark.	W	12-11
5/10/08	Fayetteville, Ark.	W	6-3
5/11/08	Fayetteville, Ark.	W	4-2
4/3/09	Columbia, S.C.	W	6-4
4/4/09	Columbia, S.C.	L	1-9
4/5/09	Columbia, S.C.	W	7-4

FACILITIES

2014 REVIEW

HISTORY

THE UNIVERSITY

5/14/10	Fayetteville, Ark.	L	2-3
5/15/10	Fayetteville, Ark.	L	0-5
5/16/10	Fayetteville, Ark.	L	3-5
5/13/11	Columbia, S.C.	W	6-2
5/14/11	Columbia, S.C.	L	5-6
5/15/11	Columbia, S.C.	L	1-7
5/4/12	Fayetteville, Ark.	L	6-8 (10)
5/5/12	Fayetteville, Ark.	W	7-6
5/6/12	Fayetteville, Ark.	L	7-10
6/18/12	Omaha, Neb.+	W	2-1
6/21/12	Omaha, Neb.+	L	0-2
6/22/12	Omaha, Neb.+	L	2-3
3/22/13	Columbia, S.C.	W	15-3
3/23/13	Columbia, S.C.	W	4-2
3/24/13	Columbia, S.C.	W	5-3 (11)
4/4/14	Fayetteville, Ark.	L	1-2
4/4/14	Fayetteville, Ark.	W	4-1
4/5/14	Fayetteville, Ark.	W	7-0

SOUTH DAKOTA

Overall Series Record: 6-0
 Record in Fayetteville, Ala.: 6-0

DATE	SITE	W/L	SCORE
4/13/79	Fayetteville, Ark.	W	4-0
4/13/79	Fayetteville, Ark.	W	7-0
4/14/79	Fayetteville, Ark.	W	7-1
4/14/79	Fayetteville, Ark.	W	8-1
3/9/82	Fayetteville, Ark.	W	12-4
3/9/82	Fayetteville, Ark.	W	10-0

SOUTH DAKOTA STATE

Overall Series Record: 3-1
 Record in Fayetteville, Ark.: 3-1

DATE	SITE	W/L	SCORE
3/5/08	Fayetteville, Ark.	W	13-1
3/5/08	Fayetteville, Ark.	W	20-4
3/9/10	Fayetteville, Ark.	L	2-3
3/10/10	Fayetteville, Ark.	W	21-2

SOUTHEAST MISSOURI STATE

Overall Series Record: 5-4
 Record in Fayetteville, Ark.: 5-4

DATE	SITE	W/L	SCORE
4/12/95	Fayetteville, Ark.	W	10-6
3/26/96	Fayetteville, Ark.	W	8-3
2/11/00	Fayetteville, Ark.	W	4-3
2/12/00	Fayetteville, Ark.	W	3-1
2/13/00	Fayetteville, Ark.	L	7-8
5/14/02	Fayetteville, Ark.	L	1-5
5/15/02	Fayetteville, Ark.	L	4-5
5/3/11	Fayetteville, Ark.	W	10-0
5/4/11	Fayetteville, Ark.	L	5-6

SOUTHEAST OKLAHOMA STATE

Overall Series Record: 6-0
 Record in Fayetteville, Ark.: 6-0

DATE	SITE	W/L	SCORE
3/5/85	Fayetteville, Ark.	W	15-6
4/28/87	Fayetteville, Ark.	W	14-10
4/25/88	Fayetteville, Ark.	W	10-5
4/26/88	Fayetteville, Ark.	W	15-13
4/9/89	Fayetteville, Ark.	W	11-1
3/4/94	Fayetteville, Ark.	W	13-6

SOUTHERN CALIFORNIA

Overall Series Record: 0-1
 Record at Neutral Sites: 0-1

DATE	SITE	W/L	SCORE
5/24/96	Lubbock, Texas+	L	5-15

SOUTHERN ILLINOIS

Overall Series Record: 3-6
 Record in Fayetteville, Ark.: 3-6

DATE	SITE	W/L	SCORE
5/5/66	Fayetteville, Ark.	L	0-7
3/4/79	Fayetteville, Ark.	L	2-3
3/4/79	Fayetteville, Ark.	L	5-18
3/9/80	Fayetteville, Ark.	W	6-5
3/9/80	Fayetteville, Ark.	L	4-8
3/2/82	Fayetteville, Ark.	L	0-3
3/2/82	Fayetteville, Ark.	W	2-1
3/1/83	Fayetteville, Ark.	L	3-7
3/1/83	Fayetteville, Ark.	W	6-2

SOUTHERN MISS

Overall Series Record: 4-8
 Record in Fayetteville, Ark.: 2-1
 Record in Hattiesburg, Miss.: 2-7

DATE	SITE	W/L	SCORE
4/12/63	Hattiesburg, Miss.	L	4-5
4/13/63	Hattiesburg, Miss.	L	0-4
4/16/65	Hattiesburg, Miss.	L	1-4
4/17/65	Hattiesburg, Miss.	L	9-15
4/13/66	Hattiesburg, Miss.	L	0-13
4/14/66	Hattiesburg, Miss.	L	0-19
3/11/94	Hattiesburg, Miss.	W	4-2
3/12/94	Fayetteville, Ark.	W	16-9
3/13/94	Fayetteville, Ark.	L	8-9 (10)
3/10/95	Hattiesburg, Miss.	W	10-1
3/11/95	Hattiesburg, Miss.	L	3-4 (12)
3/12/95	Hattiesburg, Miss.	W	8-2

SOUTHWEST BAPTIST

Overall Series Record: 18-0
 Record in Fayetteville, Ark.: 18-0

DATE	SITE	W/L	SCORE
3/13/76	Fayetteville, Ark.	W	9-1
3/13/76	Fayetteville, Ark.	W	6-1
3/5/79	Fayetteville, Ark.	W	5-0
3/5/79	Fayetteville, Ark.	W	9-2
3/12/80	Fayetteville, Ark.	W	10-3
3/12/80	Fayetteville, Ark.	W	11-1
3/17/81	Fayetteville, Ark.	W	20-9
3/17/81	Fayetteville, Ark.	W	8-3
2/26/83	Fayetteville, Ark.	W	10-1
2/26/83	Fayetteville, Ark.	W	8-2
3/21/84	Fayetteville, Ark.	W	21-0
3/21/84	Fayetteville, Ark.	W	33-4
4/18/88	Fayetteville, Ark.	W	16-3
3/21/89	Fayetteville, Ark.	W	12-1
2/22/93	Fayetteville, Ark.	W	21-5
2/22/94	Fayetteville, Ark.	W	15-6
2/21/95	Fayetteville, Ark.	W	10-1
2/23/98	Fayetteville, Ark.	W	20-2

SOUTHWESTERN (OKLA.) STATE

Overall Series Record: 1-3
 Record in Fayetteville, Ark.: 1-3

DATE	SITE	W/L	SCORE
4/6/72	Fayetteville, Ark.	L	2-6
4/8/75	Fayetteville, Ark.	L	7-8
4/8/75	Fayetteville, Ark.	L	4-7
3/1/77	Fayetteville, Ark.	W	2-0

STANFORD

Overall Series Record: 1-3
 Record in Palo Alto, Calif.: 0-1
 Record at Neutral Sites: 1-2

DATE	SITE	W/L	SCORE
6/6/85	Omaha, Neb.+	W	10-4
5/24/86	Stillwater, Okla.+	L	0-1
5/27/95	Wichita, Kan.+	L	3-10
5/31/08	Palo Alto, Calif.+	L	1-5

ST. CLOUD STATE

Overall Series Record: 2-0-1
 Record in Fayetteville, Ark.: 2-0-1

DATE	SITE	W/L	SCORE
1971	Fayetteville, Ark.	W	8-7
3/20/72	Fayetteville, Ark.	W	9-6
3/19/73	Fayetteville, Ark.	T	17-17

ST. EDWARDS

Overall Series Record: 1-1
 Record in Austin, Texas: 0-1
 Record at Neutral Sites: 1-0

DATE	SITE	W/L	SCORE
3/31/67	San Antonio, Texas	W	8-6
1970	Austin, Texas	L	7-8

STEPHEN F. AUSTIN

Overall Series Record: 5-0
Record in Fayetteville, Ark.: 4-0
Record at Neutral Sites: 1-0

DATE	SITE	W/L	SCORE
3/13/89	Fayetteville, Ark.	W	9-1
2/18/06	Edinburg, Texas	W	15-7
4/17/12	Fayetteville, Ark.	W	8-3
4/17/12	Fayetteville, Ark.	W	4-3
4/15/14	Fayetteville, Ark.	W	7-2

ST. JOHN'S

Overall Series Record: 3-0
Record in Fayetteville, Ark.: 3-0

DATE	SITE	W/L	SCORE
2/20/04	Fayetteville, Ark.	W	14-7
2/21/04	Fayetteville, Ark.	W	6-5
2/22/04	Fayetteville, Ark.	W	14-3

ST. MARY'S (TEXAS)

Overall Series Record: 2-2
Record in San Antonio, Texas: 2-2

DATE	SITE	W/L	SCORE
3/25/68	San Antonio, Texas	W	3-2
1970	San Antonio, Texas	W	8-1
3/26/70	San Antonio, Texas	L	0-1
3/29/71	San Antonio, Texas	L	2-4

ST. OLAF

Overall Series Record: 2-0
Record in Fayetteville, Texas: 2-0

DATE	SITE	W/L	SCORE
3/27/73	Fayetteville, Ark.	W	4-0
3/27/89	Fayetteville, Ark.	W	11-3

TCU

Overall Series Record: 45-19
Record in Fayetteville, Ark.: 25-2
Record in Fort Worth, Texas: 19-17
Record at Neutral Sites: 1-0

DATE	SITE	W/L	SCORE
4/3/61	Fort Worth, Texas	W	7-4
3/22/66	Fort Worth, Texas	L	3-9
4/21/69	Fort Worth, Texas	L	13-14
4/12/74	Fort Worth, Texas	L	2-8
4/13/74	Fort Worth, Texas	L	5-6
4/13/74	Fort Worth, Texas	L	3-5
4/11/75	Fort Worth, Texas	L	8-9
4/12/75	Fort Worth, Texas	L	1-13
4/12/75	Fort Worth, Texas	L	2-4
4/2/76	Fayetteville, Ark.	W	7-5
4/3/76	Fayetteville, Ark.	L	5-6
4/3/76	Fayetteville, Ark.	W	7-6
4/1/77	Fort Worth, Texas	L	2-5
4/2/77	Fort Worth, Texas	W	3-0
4/2/77	Fort Worth, Texas	W	6-5
3/24/78	Fayetteville, Ark.	W	6-3
3/25/78	Fayetteville, Ark.	W	4-3
3/25/78	Fayetteville, Ark.	W	7-2
3/23/79	Fort Worth, Texas	W	7-1
3/24/79	Fort Worth, Texas	W	10-1
3/24/79	Fort Worth, Texas	W	9-4
4/25/80	Fayetteville, Ark.	W	5-1
4/26/80	Fayetteville, Ark.	W	3-2
4/26/80	Fayetteville, Ark.	W	18-17
3/13/81	Fort Worth, Texas	W	4-1
3/14/81	Fort Worth, Texas	L	5-6
3/14/81	Fort Worth, Texas	L	5-6
3/13/82	Fayetteville, Ark.	W	3-1
3/13/82	Fayetteville, Ark.	W	2-1
3/13/82	Fayetteville, Ark.	W	8-4
4/23/83	Fort Worth, Texas	W	4-3
4/23/83	Fort Worth, Texas	W	10-5
4/24/83	Fort Worth, Texas	W	9-3
4/28/84	Fayetteville, Ark.	W	6-5
4/28/84	Fayetteville, Ark.	W	8-5
4/29/84	Fayetteville, Ark.	W	6-5 (10)
4/19/85	Fort Worth, Texas	W	19-7
4/20/85	Fort Worth, Texas	L	3-4
4/20/85	Fort Worth, Texas	W	12-6
4/18/86	Fayetteville, Ark.	W	13-3
4/20/86	Fayetteville, Ark.	W	7-6
4/20/86	Fayetteville, Ark.	W	6-5 (10)
4/10/87	Fort Worth, Texas	W	9-7

4/11/87	Fort Worth, Texas	L	6-7
4/11/87	Fort Worth, Texas	W	13-7
4/15/88	Fayetteville, Ark.	W	3-2
4/16/88	Fayetteville, Ark.	L	1-3
4/16/88	Fayetteville, Ark.	W	3-2
4/7/89	Fort Worth, Texas	W	5-4
4/8/89	Fort Worth, Texas	W	8-6
4/8/89	Fort Worth, Texas	W	11-3
4/6/90	Fayetteville, Ark.	W	10-3
4/7/90	Fayetteville, Ark.	W	4-3
4/7/90	Fayetteville, Ark.	W	7-3
4/12/91	Fort Worth, Texas	L	1-4
4/13/91	Fort Worth, Texas	W	12-2
4/14/91	Fort Worth, Texas	W	12-6
2/11/94	Fort Worth, Texas	L	3-7
2/12/94	Fort Worth, Texas	L	4-21
2/13/94	Fort Worth, Texas	L	4-6 (13)
3/4/95	Fayetteville, Ark.	W	9-7
3/5/95	Fayetteville, Ark.	W	8-4
3/5/95	Fayetteville, Ark.	W	3-2
2/17/06	Edinburg, Texas	W	5-2

TENNESSEE

Overall Series Record: 30-25
Record in Fayetteville, Ark.: 15-9
Record in Knoxville, Tenn.: 13-15
Record at Neutral Sites: 2-1

DATE	SITE	W/L	SCORE
3/14/92	Seattle, Wash.	W	1-0
3/25/94	Fayetteville, Ark.	L	4-8
3/26/94	Fayetteville, Ark.	L	11-12 (10)
3/27/94	Fayetteville, Ark.	W	17-11
3/24/95	Knoxville, Tenn.	L	0-7
3/25/95	Knoxville, Tenn.	L	4-5 (12)
3/26/95	Knoxville, Tenn.	L	4-5
3/9/96	Fayetteville, Ark.	L	3-9
3/9/96	Fayetteville, Ark.	L	3-4
3/10/96	Fayetteville, Ark.	W	15-3
3/7/97	Knoxville, Tenn.	L	3-5
3/8/97	Knoxville, Tenn.	L	10-13
3/9/97	Knoxville, Tenn.	L	12-13
4/17/98	Knoxville, Tenn.	W	11-8
3/26/99	Fayetteville, Ark.	W	10-6
3/27/99	Fayetteville, Ark.	W	7-3
3/28/99	Fayetteville, Ark.	W	13-12
3/10/00	Knoxville, Tenn.	W	10-5
3/11/00	Knoxville, Tenn.	W	14-5
3/12/00	Knoxville, Tenn.	L	0-14
4/20/01	Knoxville, Tenn.	L	7-8
4/21/01	Knoxville, Tenn.	L	3-6
4/22/01	Knoxville, Tenn.	W	14-1
4/19/02	Fayetteville, Ark.	L	9-14
4/20/02	Fayetteville, Ark.	W	7-6 (12)
4/21/02	Fayetteville, Ark.	W	9-2
5/9/03	Knoxville, Tenn.	L	0-1 (12)
5/10/03	Knoxville, Tenn.	L	1-8
5/11/03	Knoxville, Tenn.	L	3-4 (11)
4/30/04	Fayetteville, Ark.	L	3-9
5/1/04	Fayetteville, Ark.	W	4-1
5/2/04	Fayetteville, Ark.	W	5-3
5/26/04	Hoover, Ala.!	L	6-8
5/28/04	Hoover, Ala.!	W	4-1
4/15/05	Knoxville, Tenn.	W	4-1
4/16/05	Knoxville, Tenn.	L	2-8
4/17/05	Knoxville, Tenn.	L	3-4
3/31/06	Fayetteville, Ark.	W	6-1
4/1/06	Fayetteville, Ark.	L	6-11
4/2/06	Fayetteville, Ark.	W	13-11
3/30/07	Knoxville, Tenn.	W	6-2
3/31/07	Knoxville, Tenn.	W	4-3
4/1/07	Knoxville, Tenn.	W	11-7
4/18/08	Fayetteville, Ark.	W	5-4
4/19/08	Fayetteville, Ark.	W	5-4 (10)
4/20/08	Fayetteville, Ark.	L	6-7 (10)
4/24/09	Knoxville, Tenn.	W	9-3
4/25/09	Knoxville, Tenn.	L	4-5
4/26/09	Knoxville, Tenn.	W	15-8
5/17/12	Knoxville, Tenn.	W	8-0
5/18/12	Knoxville, Tenn.	W	10-3
5/19/12	Knoxville, Tenn.	W	8-2
5/10/13	Fayetteville, Ark.	L	3-8
5/11/13	Fayetteville, Ark.	W	11-1
5/12/13	Fayetteville, Ark.	W	10-2

TEXAS

Overall Series Record: 28-54
Record in Fayetteville, Ark.: 12-15
Record in Austin, Texas: 13-28
Record at Neutral Sites: 3-11

DATE	SITE	W/L	SCORE
3/29/74	Fayetteville, Ark.	L	4-19
3/30/74	Fayetteville, Ark.	L	2-3
3/30/74	Fayetteville, Ark.	W	8-5
3/29/75	Austin, Texas	L	1-6
3/29/75	Austin, Texas	L	1-5
3/29/75	Austin, Texas	L	2-3
4/23/76	Austin, Texas	L	1-10
4/24/76	Austin, Texas	L	3-6
4/24/76	Austin, Texas	W	5-2
4/22/77	Fayetteville, Ark.	L	1-5
4/23/77	Fayetteville, Ark.	L	1-7
4/23/77	Fayetteville, Ark.	W	1-0
5/14/77	Austin, Texas!	L	1-8
3/3/78	Austin, Texas	W	5-4
3/4/78	Austin, Texas	W	2-1
3/4/78	Austin, Texas	L	3-8
3/2/79	Fayetteville, Ark.	W	2-0
3/3/79	Fayetteville, Ark.	L	2-3
3/3/79	Fayetteville, Ark.	L	0-1
5/13/79	Austin, Texas!	L	2-6
5/14/79	Austin, Texas!	L	6-12
6/5/79	Omaha, Neb.+	W	9-4
4/4/80	Austin, Texas	W	2-1
4/5/80	Austin, Texas	L	3-15
4/5/80	Austin, Texas	W	8-6
5/8/80	College Station, Texas!	L	4-6
5/9/80	College Station, Texas!	W	8-7
5/10/80	College Station, Texas!	L	4-9
4/3/81	Fayetteville, Ark.	W	7-0
4/4/81	Fayetteville, Ark.	L	4-5
4/4/81	Fayetteville, Ark.	L	6-8
5/18/81	Austin, Texas!	L	1-11
4/2/82	Austin, Texas	W	8-1
4/3/82	Austin, Texas	L	5-11
4/3/82	Austin, Texas	L	2-5
5/15/82	College Station, Texas!	L	0-8
3/27/83	Little Rock, Ark.	L	4-9
3/27/83	Little Rock, Ark.	L	1-6
3/27/83	Little Rock, Ark.	L	9-11
5/14/83	Austin, Texas!	L	2-9
5/15/83	Austin, Texas!	W	5-4
5/16/83	Austin, Texas!	L	0-14
3/30/84	Austin, Texas	L	2-5
3/31/84	Austin, Texas	L	5-7
3/31/84	Austin, Texas	W	13-4
5/11/84	Austin, Texas!	L	1-8
3/22/85	Fayetteville, Ark.	W	5-4
3/23/85	Fayetteville, Ark.	W	2-1
3/23/85	Fayetteville, Ark.	L	3-13
5/18/85	Fayetteville, Ark.!	W	9-5
5/19/85	Fayetteville, Ark.!	W	10-6
6/8/85	Omaha, Neb.+	L	7-8
3/21/86	Austin, Texas	L	0-8
3/22/86	Austin, Texas	W	3-0
3/22/86	Austin, Texas	L	3-12
5/1/87	Fayetteville, Ark.	L	5-9
5/2/87	Fayetteville, Ark.	W	9-3
5/2/87	Fayetteville, Ark.	L	1-4
5/17/87	Austin, Texas!	L	3-10
5/18/87	Austin, Texas!	L	2-3
5/30/87	Omaha, Neb.+	L	6-13
5/7/88	Austin, Texas	W	5-0
5/8/88	Austin, Texas	L	1-8
5/8/88	Austin, Texas	L	2-15
5/20/88	Fayetteville, Ark.!	L	1-7
4/28/89	Fayetteville, Ark.	L	4-5
4/29/89	Fayetteville, Ark.	W	8-4
4/29/89	Fayetteville, Ark.	W	14-7
5/18/89	College Station, Texas!	L	3-8
5/20/89	College Station, Texas!	L	1-9
4/27/90	Austin, Texas	W	13-11
4/28/90	Austin, Texas	L	3-4
4/28/90	Austin, Texas	W	6-5
5/18/90	Austin, Texas!	L	4-11
5/3/91	Fayetteville, Ark.	L	2-4
5/4/91	Fayetteville, Ark.	L	2-3
5/4/91	Fayetteville, Ark.	W	4-2
6/18/04	Omaha, Neb.+	L	2-13
6/4/05	Austin, Texas+	W	9-2
6/5/05	Austin, Texas+	L	8-19
6/6/05	Austin, Texas+	L	2-5
3/4/12	Houston, Texas	W	7-3



II SERIES HISTORY

ARKANSAS BASEBALL

TEXAS A&M

Overall Series Record: 34-37
Record in Fayetteville, Ark.: 15-18
Record in College Station, Texas: 16-17
Record at Neutral Sites: 3-2

DATE	SITE	W/L	SCORE
3/22/74	College Station, Texas	L	2-5
3/23/74	College Station, Texas	L	1-15
3/23/74	College Station, Texas	L	0-15
3/21/75	Fayetteville, Ark.	W	4-1
3/22/75	Fayetteville, Ark.	L	2-3
3/22/75	Fayetteville, Ark.	L	0-5
4/30/76	Fayetteville, Ark.	L	6-7
5/1/76	Fayetteville, Ark.	L	1-3
5/1/76	Fayetteville, Ark.	L	5-7
2/25/77	College Station, Texas	L	0-6
2/26/77	College Station, Texas	L	3-4
2/26/77	College Station, Texas	L	0-4
5/13/77	Austin, Texas!	L	2-5
4/28/78	Fayetteville, Ark.	L	1-6
4/29/78	Fayetteville, Ark.	L	0-5
4/29/78	Fayetteville, Ark.	W	6-5
5/13/78	Austin, Texas!	L	0-5
4/27/79	College Station, Texas	L	0-6
4/28/79	College Station, Texas	W	2-0 (11)
4/28/79	College Station, Texas	W	9-1
5/14/79	Austin, Texas!	W	6-2
3/28/80	Fayetteville, Ark.	W	4-2
3/28/80	Fayetteville, Ark.	L	5-8
5/7/80	College Station, Texas!	W	19-10
4/10/81	College Station, Texas	W	4-0
4/11/81	College Station, Texas	L	2-9
4/11/81	College Station, Texas	W	19-6
4/9/82	Fayetteville, Ark.	W	6-5
4/10/82	Fayetteville, Ark.	L	2-5
4/10/82	Fayetteville, Ark.	W	16-9
4/1/83	College Station, Texas	W	10-8
4/2/83	College Station, Texas	W	3-0
4/2/83	College Station, Texas	W	10-9
4/6/84	Fayetteville, Ark.	L	8-10
4/7/84	Fayetteville, Ark.	W	1-0
4/7/84	Fayetteville, Ark.	W	4-0
3/29/85	College Station, Texas	L	2-6
3/31/85	College Station, Texas	W	6-4
3/31/85	College Station, Texas	W	15-4
3/28/86	Fayetteville, Ark.	L	0-6
3/29/86	Fayetteville, Ark.	W	10-0
3/29/86	Fayetteville, Ark.	L	2-5
5/16/86	College Station, Texas!	L	0-4
3/20/87	College Station, Texas	W	17-10
3/21/87	College Station, Texas	W	8-2
3/21/87	College Station, Texas	W	7-3
5/15/87	Austin, Texas!	W	4-3
3/25/88	Fayetteville, Ark.	W	5-0
3/26/88	Fayetteville, Ark.	L	1-6
3/26/88	Fayetteville, Ark.	L	6-8
5/19/88	Fayetteville, Ark.!	L	3-4
5/5/89	College Station, Texas	W	11-9 (16)
5/6/89	College Station, Texas	L	2-3
5/7/89	College Station, Texas	L	0-9
5/5/90	Fayetteville, Ark.	L	3-4
5/5/90	Fayetteville, Ark.	W	6-2
5/6/90	Fayetteville, Ark.	W	13-4
3/22/91	College Station, Texas	L	3-9
3/23/91	College Station, Texas	L	0-2
3/23/91	College Station, Texas	W	7-4
2/27/04	College Station, Texas	L	5-7
2/28/04	College Station, Texas	W	6-4
2/29/04	College Station, Texas	L	7-9
3/1/08	College Station, Texas	L	7-15
4/19/13	Fayetteville, Ark.	L	3-5
4/20/13	Fayetteville, Ark.	W	12-2
4/21/13	Fayetteville, Ark.	W	2-1
5/9/14	Fayetteville, Ark.	W	3-2
5/10/14	Fayetteville, Ark.	W	7-3
5/11/14	Fayetteville, Ark.	L	5-6 (10)
5/20/14	Hoover, Ala.!	W	4-0

TEXAS-ARLINGTON

Overall Series Record: 7-1
Record in Arlington, Texas: 4-1
Record at Neutral Sites: 3-0

DATE	SITE	W/L	SCORE
2/16/97	Arlington, Texas	W	11-1
2/19/00	Arlington, Texas	L	5-8
2/17/02	Arlington, Texas	W	7-1
2/13/05	Arlington, Texas	W	2-1

2/13/05	Arlington, Texas	W	4-1 (12)
3/1/06	Honolulu, Hawaii	W	12-4
3/3/06	Honolulu, Hawaii	W	5-3
3/4/06	Honolulu, Hawaii	W	7-1

TEXAS LUTHERAN

Overall Series Record: 1-2
Record in Seguin, Texas: 1-1
Record at Neutral Sites: 0-1

DATE	SITE	W/L	SCORE
3/27/67	San Antonio, Texas	L	1-2
3/25/70	Seguin, Texas	L	5-11
3/31/71	Seguin, Texas	W	6-1

TEXAS-PAN AMERICAN

Overall Series Record: 5-15
Record in Fayetteville, Ark.: 1-0
Record in Edinburg, Texas: 4-11
Record at Neutral Sites: 0-4

DATE	SITE	W/L	SCORE
3/28/67	San Antonio, Texas	L	0-4
3/29/67	San Antonio, Texas	L	4-10
3/29/67	San Antonio, Texas	L	1-2
3/28/68	Edinburg, Texas	L	2-7
3/29/68	Edinburg, Texas	L	5-10
3/23/70	Edinburg, Texas	L	6-8
3/28/70	Edinburg, Texas	W	4-3
4/1/71	Edinburg, Texas	L	0-10
4/1/71	Edinburg, Texas	L	0-5
5/28/73	Arlington, Texas+	L	2-4
2/15/80	Edinburg, Texas	W	9-3
2/15/80	Edinburg, Texas	L	0-2
2/16/80	Edinburg, Texas	L	1-3
2/16/80	Edinburg, Texas	L	0-5
2/17/80	Edinburg, Texas	W	4-2
2/17/80	Edinburg, Texas	L	2-3
3/6/04	Edinburg, Texas	L	1-4
3/7/04	Edinburg, Texas	L	4-11
5/11/04	Fayetteville, Ark.	W	13-2
2/19/06	Edinburg, Texas	W	13-2

TEXAS-SAN ANTONIO

Overall Series Record: 10-3
Record in Fayetteville, Ark.: 4-1
Record in San Antonio, Texas: 6-2

DATE	SITE	W/L	SCORE
2/10/96	San Antonio, Texas	W	9-6
2/10/96	San Antonio, Texas	W	10-7
2/11/96	San Antonio, Texas	W	18-1
2/22/97	Fayetteville, Ark.	W	8-4
2/22/97	Fayetteville, Ark.	W	13-5
2/23/97	Fayetteville, Ark.	L	2-7
2/14/98	San Antonio, Texas	W	4-1
2/15/98	San Antonio, Texas	W	10-5
2/19/99	Fayetteville, Ark.	W	12-2
2/21/99	Fayetteville, Ark.	W	5-3
2/9/01	San Antonio, Texas	L	6-7
2/10/01	San Antonio, Texas	L	2-4
2/11/01	San Antonio, Texas	W	4-1

TEXAS STATE

Overall Series Record: 1-0
Record in Fayetteville, Ark.: 1-0

DATE	SITE	W/L	SCORE
4/6/11	Fayetteville, Ark.	W	6-5

TEXAS TECH

Overall Series Record: 43-14
Record in Fayetteville, Ark.: 21-6
Record in Lubbock, Texas: 20-7
Record at Neutral Sites: 2-1

DATE	SITE	W/L	SCORE
4/19/74	Fayetteville, Ark.	W	9-3
4/20/74	Fayetteville, Ark.	W	15-6
4/20/74	Fayetteville, Ark.	W	7-6
4/18/75	Lubbock, Texas	W	6-4
4/19/75	Lubbock, Texas	L	5-14
4/19/75	Lubbock, Texas	L	11-13
3/19/76	Fayetteville, Ark.	W	5-4
3/20/76	Fayetteville, Ark.	W	4-3
3/20/76	Fayetteville, Ark.	W	10-2
3/18/77	Lubbock, Texas	W	13-10
3/19/77	Lubbock, Texas	L	4-7
3/19/77	Lubbock, Texas	W	14-7

4/7/78	Fayetteville, Ark.	W	6-1
4/8/78	Fayetteville, Ark.	W	13-2
4/8/78	Fayetteville, Ark.	W	2-1
4/6/79	Lubbock, Texas	L	8-9
4/7/79	Lubbock, Texas	W	6-2
4/7/79	Lubbock, Texas	W	12-9
3/7/80	Fayetteville, Ark.	W	2-1
3/8/80	Fayetteville, Ark.	L	3-5
3/8/80	Fayetteville, Ark.	W	9-2
5/9/80	College Station, Texas!	W	6-5
4/24/81	Lubbock, Texas	W	13-4
4/25/81	Lubbock, Texas	W	8-5
4/25/81	Lubbock, Texas	L	5-7
4/23/82	Fayetteville, Ark.	W	7-6
4/24/82	Fayetteville, Ark.	L	3-4
4/24/82	Fayetteville, Ark.	L	8-11
4/16/83	Lubbock, Texas	W	7-1
4/16/83	Lubbock, Texas	W	8-7
4/17/83	Lubbock, Texas	L	9-10
4/20/84	Fayetteville, Ark.	L	6-8
4/21/84	Fayetteville, Ark.	L	8-9
4/21/84	Fayetteville, Ark.	W	9-7
4/12/85	Lubbock, Texas	W	14-4
4/13/85	Lubbock, Texas	W	14-11
4/13/85	Lubbock, Texas	W	22-5
4/11/86	Fayetteville, Ark.	W	20-3
4/12/86	Fayetteville, Ark.	W	9-4
4/12/86	Fayetteville, Ark.	W	8-3
4/3/87	Lubbock, Texas	W	2-0
4/4/87	Lubbock, Texas	W	8-6
4/4/87	Lubbock, Texas	W	9-0
4/8/88	Fayetteville, Ark.	W	7-6 (10)
4/9/88	Fayetteville, Ark.	L	8-11
4/9/88	Fayetteville, Ark.	W	5-4
3/31/89	Lubbock, Texas	W	12-0
4/1/89	Lubbock, Texas	W	3-2
4/1/89	Lubbock, Texas	W	6-5
3/30/90	Fayetteville, Ark.	W	6-5
3/31/90	Fayetteville, Ark.	W	7-6
3/31/90	Fayetteville, Ark.	W	12-4
4/5/91	Lubbock, Texas	L	1-4
4/6/91	Lubbock, Texas	W	18-10
4/6/91	Lubbock, Texas	W	6-2
5/28/95	Wichita, Kan.+	L	10-14
3/2/12	Houston, Texas	W	3-1

TEXAS WESLEYAN

Overall Series Record: 6-1
Record in Fayetteville, Ark.: 6-1

DATE	SITE	W/L	SCORE
2/18/83	Fayetteville, Ark.	W	8-7
2/19/83	Fayetteville, Ark.	L	0-2
2/19/83	Fayetteville, Ark.	W	11-5
2/17/84	Fayetteville, Ark.	W	6-2
2/18/84	Fayetteville, Ark.	W	9-8
2/18/84	Fayetteville, Ark.	W	13-5
3/23/88	Fayetteville, Ark.	W	13-5

TRINITY

Overall Series Record: 2-2
Record in San Antonio, Texas: 2-1
Record at Neutral Sites: 0-1

DATE	SITE	W/L	SCORE
4/1/67	San Antonio, Texas	W	11-9
3/30/68	San Antonio, Texas	L	7-19
3/29/71	San Antonio, Texas	W	3-2
5/27/73	Arlington, Texas+	L	0-6

TROY

Overall Series Record: 5-1
Record in Fayetteville, Ark.: 3-0
Record in Troy, Ala.: 2-1

DATE	SITE	W/L	SCORE
2/9/07	Troy, Ala.	W	13-1
2/10/07	Troy, Ala.	L	8-13
2/11/07	Troy, Ala.	W	16-2
2/26/10	Fayetteville, Ark.	W	10-1
2/27/10	Fayetteville, Ark.	W	10-8
2/28/10	Fayetteville, Ark.	W	7-6

2015 RAZORBACKS

FACILITIES

2014 REVIEW

HISTORY

THE UNIVERSITY



TRUMAN STATE

Overall Series Record: 2-0
Record in Fayetteville, Ark.: 1-0
Record at Neutral Sites: 1-0

DATE	SITE	W/L	SCORE
1970	San Antonio, Texas	W	10-5
3/4/85	Fayetteville, Ark.	W	18-8

TULANE

Overall Series Record: 2-1
Record in New Orleans, La.: 1-1
Record at Neutral Sites: 1-0

DATE	SITE	W/L	SCORE
2/24/86	New Orleans, La.	L	0-3
2/27/98	New Orleans, La.	W	9-0
3/8/14	Berkeley, Calif.	W	4-0

TULSA

Overall Series Record: 20-21
Record in Fayetteville, Ark.: 13-7
Record in Tulsa, Okla.: 7-14

DATE	SITE	W/L	SCORE
3/28/61	Tulsa, Okla.	W	9-6
3/28/61	Tulsa, Okla.	L	2-8
4/25/61	Fayetteville, Ark.	W	12-2
4/25/61	Fayetteville, Ark.	W	12-3
4/23/63	Fayetteville, Ark.	W	3-1
4/23/63	Fayetteville, Ark.	W	9-4
4/10/64	Fayetteville, Ark.	W	9-4
4/10/64	Fayetteville, Ark.	L	4-6
4/24/64	Tulsa, Okla.	W	18-9
4/24/64	Tulsa, Okla.	W	16-5
4/27/65	Tulsa, Okla.	L	4-5
4/27/65	Tulsa, Okla.	W	7-1
4/19/66	Tulsa, Okla.	L	6-12
4/19/66	Tulsa, Okla.	L	4-14
4/11/70	Tulsa, Okla.	L	7-8
3/3/71	Tulsa, Okla.	L	3-4
3/3/71	Tulsa, Okla.	L	2-18
1972	Fayetteville, Ark.	L	3-15
1972	Fayetteville, Ark.	L	3-4
3/30/72	Tulsa, Okla.	L	2-3
4/1/72	Tulsa, Okla.	L	0-3
4/2/72	Tulsa, Okla.	L	3-5
3/18/73	Tulsa, Okla.	L	0-10
4/24/73	Fayetteville, Ark.	W	2-0
4/24/73	Fayetteville, Ark.	L	2-7
3/15/76	Fayetteville, Ark.	W	1-0
3/15/76	Fayetteville, Ark.	W	1-0
3/15/77	Tulsa, Okla.	L	1-2
3/15/77	Tulsa, Okla.	L	4-6
4/19/77	Fayetteville, Ark.	L	3-6
4/19/77	Fayetteville, Ark.	L	1-6
2/25/78	Fayetteville, Ark.	W	9-4
2/25/78	Fayetteville, Ark.	L	0-10
4/25/78	Tulsa, Okla.	W	8-6
5/3/78	Tulsa, Okla.	L	2-3
3/6/79	Fayetteville, Ark.	W	4-1
3/6/79	Fayetteville, Ark.	W	8-1
2/23/80	Fayetteville, Ark.	W	10-0
2/23/80	Fayetteville, Ark.	W	12-0
4/15/80	Tulsa, Okla.	W	8-3
4/15/80	Tulsa, Okla.	W	17-6

UCLA

Overall Series Record: 0-2
Record in Fayetteville, Ark.: 0-2

DATE	SITE	W/L	SCORE
4/6/99	Fayetteville, Ark.	L	3-6
4/7/99	Fayetteville, Ark.	L	4-5

ULM

Overall Series Record: 7-7
Record in Fayetteville, Ark.: 2-1
Record in Monroe, La.: 5-5
Record at Neutral Sites: 0-1

DATE	SITE	W/L	SCORE
1960	Monroe, La.	W	11-8
4/20/62	Monroe, La.	L	2-3
4/21/62	Monroe, La.	W	5-4
4/23/62	Monroe, La.	W	10-7
4/23/62	Monroe, La.	W	6-1
4/1/64	Monroe, La.	L	0-1
4/2/64	Monroe, La.	L	5-7

4/20/65	Monroe, La.	L	10-11
4/20/65	Monroe, La.	L	1-2
2/9/97	Fayetteville, Ark.	W	10-6
2/13/99	Lafayette, La.	L	6-8
3/17/99	Monroe, La.	W	10-8
4/14/09	Fayetteville, Ark.	L	2-3
4/15/09	Fayetteville, Ark.	W	10-9 (10)

UNION

Overall Series Record: 1-3
Record in Fayetteville, Ark.: 1-1
Record in Jackson, Tenn.: 0-2

DATE	SITE	W/L	SCORE
5/15/71	Fayetteville, Ark.	W	5-2
5/15/71	Fayetteville, Ark.	L	2-6
4/22/72	Jackson, Tenn.	L	2-4
4/22/72	Jackson, Tenn.	L	2-6

UNLV

Overall Series Record: 1-4
Record in Las Vegas, Nev.: 0-3
Record in Fayetteville, Ark.: 1-1

DATE	SITE	W/L	SCORE
3/19/94	Las Vegas, Nev.	L	3-9
3/20/94	Las Vegas, Nev.	L	4-7 (11)
3/21/94	Las Vegas, Nev.	L	7-8
4/8/14	Fayetteville, Ark.	L	7-10
4/9/14	Fayetteville, Ark.	W	9-2

UPPER IOWA

Overall Series Record: 2-1
Record in Fayetteville, Ark.: 2-1

DATE	SITE	W/L	SCORE
4/5/69	Fayetteville, Ark.	L	5-12
4/5/69	Fayetteville, Ark.	W	7-4
4/5/69	Fayetteville, Ark.	W	4-1

UTAH

Overall Series Record: 3-0
Record in Fayetteville, Ark.: 3-0

DATE	SITE	W/L	SCORE
2/25/11	Fayetteville, Ark.	W	3-2
2/26/11	Fayetteville, Ark.	W	5-4
2/27/11	Fayetteville, Ark.	W	10-1

UT MARTIN

Overall Series Record: 1-0
Record in Fayetteville, Ark.: 1-0

DATE	SITE	W/L	SCORE
5/17/11	Fayetteville, Ark.	W	6-2

VALPARAISO

Overall Series Record: 3-1
Record in Fayetteville, Ark.: 3-1

DATE	SITE	W/L	SCORE
3/3/09	Fayetteville, Ark.	W	7-3
2/24/12	Fayetteville, Ark.	W	7-3
2/25/12	Fayetteville, Ark.	W	4-3
2/26/12	Fayetteville, Ark.	L	9-10 (10)

VANDERBILT

Overall Series Record: 29-23
Record in Fayetteville, Ark.: 16-10
Record in Nashville, Tenn.: 13-8
Record at Neutral Sites: 0-5

DATE	SITE	W/L	SCORE
5/8/70	Covington, Tenn.	L	6-9
4/1/94	Nashville, Tenn.	W	6-0
4/2/94	Nashville, Tenn.	W	12-7
4/3/94	Nashville, Tenn.	W	7-5
3/31/95	Fayetteville, Ark.	W	10-7
4/1/95	Fayetteville, Ark.	W	15-5
4/2/95	Fayetteville, Ark.	L	6-7 (10)
3/15/96	Fayetteville, Ark.	L	2-5
3/16/96	Fayetteville, Ark.	W	6-3
3/17/96	Fayetteville, Ark.	W	16-11
3/14/97	Nashville, Tenn.	W	13-4
3/15/97	Nashville, Tenn.	L	10-13 (12)
3/16/97	Nashville, Tenn.	W	18-5
3/13/98	Fayetteville, Ark.	W	5-3
3/14/98	Fayetteville, Ark.	W	10-4

3/15/98	Fayetteville, Ark.	L	4-9
4/16/99	Nashville, Tenn.	L	5-6
4/17/99	Nashville, Tenn.	W	5-2
4/18/99	Nashville, Tenn.	W	10-7
3/30/02	Nashville, Tenn.	L	3-4
4/11/03	Fayetteville, Ark.	L	4-6
4/12/03	Fayetteville, Ark.	W	17-7
4/13/03	Fayetteville, Ark.	W	8-5
4/16/04	Nashville, Tenn.	W	6-3
4/17/04	Nashville, Tenn.	W	9-4
4/18/04	Nashville, Tenn.	L	8-14
4/8/05	Fayetteville, Ark.	W	6-5
4/9/05	Fayetteville, Ark.	W	5-4 (10)
4/10/05	Fayetteville, Ark.	W	3-0
4/7/06	Nashville, Tenn.	L	1-7
4/8/06	Nashville, Tenn.	W	5-3
4/9/06	Nashville, Tenn.	W	4-3
3/23/07	Fayetteville, Ark.	W	8-7 (10)
3/24/07	Fayetteville, Ark.	L	3-6
3/25/07	Fayetteville, Ark.	W	8-3
5/27/07	Hoover, Ala.!	L	4-7
3/29/08	Nashville, Tenn.	L	5-6 (12)
3/30/08	Nashville, Tenn.	L	2-6
4/10/09	Fayetteville, Ark.	L	0-9
4/11/09	Fayetteville, Ark.	L	6-13
5/23/09	Hoover, Ala.!	L	1-11 (7)
5/20/10	Nashville, Tenn.	L	3-4
5/21/10	Nashville, Tenn.	W	4-3
5/22/10	Nashville, Tenn.	W	7-5
5/26/10	Hoover, Ala.!	L	0-2
3/25/11	Fayetteville, Ark.	W	2-1
3/26/11	Fayetteville, Ark.	L	1-4
3/27/11	Fayetteville, Ark.	L	1-2
5/28/11	Hoover, Ala.!	L	2-3
4/18/14	Fayetteville, Ark.	W	6-2
4/19/14	Fayetteville, Ark.	L	1-2
4/20/14	Fayetteville, Ark.	W	3-1

VILLANOVA

Overall Series Record: 3-0
Record in Fayetteville, Ark.: 3-0

DATE	SITE	W/L	SCORE
2/17/12	Fayetteville, Ark.	W	11-5
2/18/12	Fayetteville, Ark.	W	13-1
2/19/12	Fayetteville, Ark.	W	17-1

VIRGINIA

Overall Series Record: 1-2
Record at Neutral Sites: 1-0
Record in Charlottesville, Va.: 3-0

DATE	SITE	W/L	SCORE
6/17/09	Omaha, Neb.+	W	4-3 (12)
5/31/14	Charlottesville, Va.+	L	0-3
6/1/14	Charlottesville, Va.+	L	2-9

WASHINGTON

Overall Series Record: 0-1
Record at Neutral Sites: 0-1

DATE	SITE	W/L	SCORE
2/28/06	Honolulu, Hawaii	L	2-5

WASHINGTON STATE

Overall Series Record: 7-3
Record in Fayetteville, Ark.: 5-2
Record at Neutral Sites: 2-1

DATE	SITE	W/L	SCORE
3/15/87	Fayetteville, Ark.	L	5-11
3/13/92	Seattle, Wash.	L	4-8
2/18/00	Arlington, Texas	W	1-0
2/20/09	Fayetteville, Ark.	W	4-2
2/20/09	Fayetteville, Ark.	W	7-5 (10)
2/22/09	Fayetteville, Ark.	W	4-3
5/29/09	Norman, Okla.+	W	10-3
6/5/10	Fayetteville, Ark.+	W	6-4
6/6/10	Fayetteville, Ark.+	L	7-10
6/7/10	Fayetteville, Ark.+	W	7-2

WESTERN ILLINOIS

Overall Series Record: 6-1
Record in Fayetteville, Ark.: 6-1

DATE	SITE	W/L	SCORE
3/17/86	Fayetteville, Ark.	W	12-5
3/18/86	Fayetteville, Ark.	W	7-2



II SERIES HISTORY

ARKANSAS BASEBALL

5/19/08	Fayetteville, Ark.	W	12-6
2/27/09	Fayetteville, Ark.	W	8-7 (10)
2/15/13	Fayetteville, Ark.	W	9-1
2/16/13	Fayetteville, Ark.	W	7-2
2/17/13	Fayetteville, Ark.	L	5-7

WESTERN KENTUCKY

Overall Series Record: 2-0
Record in Fayetteville, Ark.: 2-0

DATE	SITE	W/L	SCORE
3/14/87	Fayetteville, Ark.	W	8-3
3/15/87	Fayetteville, Ark.	W	5-2

WESTERN MICHIGAN

Overall Series Record: 7-2
Record in Fayetteville, Ark.: 2-0
Record at Neutral Sites: 5-2

DATE	SITE	W/L	SCORE
2/28/81	Lakeland, Fla.	W	25-5
3/7/81	Lakeland, Fla.	W	15-11
2/26/84	Lakeland, Fla.	L	10-15
3/1/84	Lakeland, Fla.	W	13-8
3/2/84	Lakeland, Fla.	W	9-4
3/2/89	Lakeland, Fla.	L	2-6
3/4/89	Lakeland, Fla.	W	15-0
3/4/03	Fayetteville, Ark.	W	6-2
3/5/03	Fayetteville, Ark.	W	4-3

WEST TEXAS STATE

Overall Series Record: 0-2
Record at Neutral Sites: 0-2

DATE	SITE	W/L	SCORE
3/28/72	Tulsa, Okla.	L	4-5
4/1/72	Tulsa, Okla.	L	3-4

WEST VIRGINIA

Overall Series Record: 1-0
Record at Neutral Sites: 1-0

DATE	SITE	W/L	SCORE
5/22/87	Huntsville, Ala.+	W	7-2

WICHITA STATE

Overall Series Record: 21-22
Record in Fayetteville, Ark.: 13-2
Record in Wichita, Kan.: 7-17
Record at Neutral Sites: 1-3

DATE	SITE	W/L	SCORE
1960	Fayetteville, Ark.	W	7-6
1960	Fayetteville, Ark.	W	9-5
4/17/61	Wichita, Kan.	L	2-7
4/18/61	Wichita, Kan.	L	4-5
4/7/65	Wichita, Kan.	W	3-0
4/7/65	Wichita, Kan.	L	0-2
5/9/67	Wichita, Kan.	L	3-6
1979	Wichita, Kan.	L	6-7
1979	Wichita, Kan.	L	4-5
5/4/80	Wichita, Kan.	L	2-6
5/4/80	Wichita, Kan.	L	0-14
5/27/83	Stillwater, Okla.+	L	3-6
3/8/86	Fayetteville, Ark.	W	6-5 (10)
5/11/86	Wichita, Kan.	W	12-3
2/19/89	Fayetteville, Ark.	W	5-1
6/2/89	Omaha, Neb.+	L	1-3
6/6/89	Omaha, Neb.+	L	4-8
5/12/90	Wichita, Kan.	W	6-4
5/13/90	Wichita, Kan.	L	0-3
5/26/90	Wichita, Kan.+	L	6-7
5/11/91	Fayetteville, Ark.	W	10-1
5/12/91	Fayetteville, Ark.	W	6-5
4/7/92	Wichita, Kan.	W	5-4
4/8/92	Wichita, Kan.	L	4-22
3/30/93	Fayetteville, Ark.	W	4-3
4/5/93	Wichita, Kan.	L	1-9
4/5/95	Wichita, Kan.	L	1-5
3/13/96	Fayetteville, Ark.	W	5-0
4/29/97	Wichita, Kan.	L	7-9 (10)
4/28/98	Fayetteville, Ark.	W	16-5
5/22/98	Wichita, Kan.+	W	3-2 (11)
4/27/99	Wichita, Kan.	L	4-5 (14)
4/25/00	Wichita, Kan.	W	15-14
3/13/01	Wichita, Kan.	L	0-5
4/23/02	Fayetteville, Ark.	L	2-3
4/22/03	Wichita, Kan.	L	5-6 (10)
3/30/04	Fayetteville, Ark.	W	10-4

2015 RAZORBACKS

FACILITIES

2014 REVIEW

HISTORY

THE UNIVERSITY

6/5/04	Fayetteville, Ark.+	L	1-4
6/6/04	Fayetteville, Ark.+	W	11-9
6/6/04	Fayetteville, Ark.+	W	4-3
3/28/06	Wichita, Kan.	W	4-3 (11)
4/25/07	Fayetteville, Ark.	W	10-2
6/1/13	Manhattan, Kan.+	W	3-1

WILLIAM CAREY

Overall Series Record: 0-1
Record in Hattiesburg, Miss.: 0-1

DATE	SITE	W/L	SCORE
1969	Hattiesburg, Miss.	L	0-1

WILLIAM JEWELL

Overall Series Record: 10-3
Record in Fayetteville, Ark.: 10-3

DATE	SITE	W/L	SCORE
4/8/67	Fayetteville, Ark.	W	8-5
4/8/67	Fayetteville, Ark.	L	2-8
4/30/69	Fayetteville, Ark.	W	12-1
4/30/69	Fayetteville, Ark.	L	0-4
4/8/70	Fayetteville, Ark.	W	7-2
4/8/70	Fayetteville, Ark.	L	2-3
3/10/72	Fayetteville, Ark.	W	12-4
3/11/72	Fayetteville, Ark.	W	3-2
3/14/76	Fayetteville, Ark.	W	6-4
3/10/77	Fayetteville, Ark.	W	5-1
3/10/77	Fayetteville, Ark.	W	2-0
2/23/79	Fayetteville, Ark.	W	7-1
2/23/79	Fayetteville, Ark.	W	13-2

WISCONSIN

Overall Series Record: 8-1
Record in Fayetteville, Ark.: 7-1
Record at Neutral Sites: 1-0

DATE	SITE	W/L	SCORE
3/25/67	San Antonio, Texas	W	5-3
3/15/80	Fayetteville, Ark.	W	9-0
3/15/80	Fayetteville, Ark.	W	3-0
3/16/80	Fayetteville, Ark.	W	9-0
3/16/80	Fayetteville, Ark.	W	9-0
3/9/90	Fayetteville, Ark.	W	8-1
3/9/90	Fayetteville, Ark.	L	4-6
3/10/90	Fayetteville, Ark.	W	9-0
3/10/90	Fayetteville, Ark.	W	16-2

WISCONSIN-MILWAUKEE

Overall Series Record: 9-0
Record in Fayetteville, Ark.: 9-0

DATE	SITE	W/L	SCORE
2/18/07	Fayetteville, Ark.	W	8-3
2/18/07	Fayetteville, Ark.	W	28-2
2/19/07	Fayetteville, Ark.	W	8-1
3/12/10	Fayetteville, Ark.	W	14-6
3/13/10	Fayetteville, Ark.	W	7-0
3/14/10	Fayetteville, Ark.	W	3-2 (10)
3/4/11	Fayetteville, Ark.	W	15-6
3/5/11	Fayetteville, Ark.	W	13-9
3/6/11	Fayetteville, Ark.	W	7-3

WISCONSIN-OSH KOSH

Overall Series Record: 9-1
Record in Fayetteville, Ark.: 9-1

DATE	SITE	W/L	SCORE
3/19/86	Fayetteville, Ark.	W	14-3
3/19/86	Fayetteville, Ark.	W	4-3
3/16/88	Fayetteville, Ark.	W	16-3
3/14/89	Fayetteville, Ark.	W	13-4
3/15/89	Fayetteville, Ark.	W	9-4
3/19/90	Fayetteville, Ark.	W	7-5
3/20/90	Fayetteville, Ark.	W	13-2
3/18/91	Fayetteville, Ark.	W	3-0
3/18/92	Fayetteville, Ark.	L	2-3
3/15/95	Fayetteville, Ark.	W	7-4

WRIGHT STATE

Overall Series Record: 3-0
Record in Fayetteville, Ark.: 3-0

DATE	SITE	W/L	SCORE
2/22/08	Fayetteville, Ark.	W	9-4
2/23/08	Fayetteville, Ark.	W	5-4
2/24/08	Fayetteville, Ark.	W	7-3

YANKTON

Overall Series Record: 5-0
Record in Fayetteville, Ark.: 5-0

DATE	SITE	W/L	SCORE
1968	Fayetteville, Ark.	W	4-3
1968	Fayetteville, Ark.	W	7-2
1968	Fayetteville, Ark.	W	4-3
4/8/69	Fayetteville, Ark.	W	5-2
4/8/69	Fayetteville, Ark.	W	6-1

! - Conference Tournament Game
+ - NCAA Tournament Game
Records since the 1960 season



ARKANSAS BASEBALL


2015 RAZORBACKS

FACILITIES

2014 REVIEW

HISTORY

THE UNIVERSITY



Bill "Groundhog" Ferrell coached Arkansas from 1950-65 and compiled a 139-149 record.

1960 (14-9)
Bill Ferrell

Date	Result	Opponent	Location
W, 7-6		Wichita State	Fayetteville
W, 9-5		Wichita State	Fayetteville
3/28 W, 11-6		Kansas	Fayetteville
3/29 W, 18-0		Kansas	Fayetteville
W, 19-11		Emporia State	Fayetteville
W, 11-4		Emporia State	Fayetteville
L, 8-21		Missouri	Fayetteville
W, 9-8		Missouri	Fayetteville
W, 10-4		Buena Vista	Fayetteville
L, 1-3		Buena Vista	Fayetteville
W, 17-2		Colorado	Fayetteville
W, 8-2		Colorado	Fayetteville
4/14 W, 8-0		Baylor	Monroe, La.
L, 1-5		LSU	Fayetteville
W, 4-3		Northwestern St.	Natchitoches, La.
L, 2-3		Mississippi State	Fayetteville
W, 11-8		Louisiana-Monroe	Monroe, La.
L, 6-11		Loyola (La.)	New Orleans, La.
L, 5-9		Loyola (La.)	New Orleans, La.
W, 11-5		LSU	Baton Rouge, La.
L, 5-12		Louisiana College	Pineville, La.
L, 12-13		Centenary	Shreveport, La.
L, 2-3		Centenary	Shreveport, La.

1961 (9-8)
Bill Ferrell

Date	Result	Opponent	Location
3/27 L, 6-10		Buena Vista	Fayetteville
3/28 W, 9-6		Tulsa	Tulsa, Okla.
3/28 L, 2-8		Tulsa	Tulsa, Okla.
3/29 W, 2-0		Buena Vista	Fayetteville
4/3 W, 7-4		TCU	Fort Worth, Texas
4/4 L, 1-7		SMU	Dallas, Texas
4/5 W, 11-7		SMU	Dallas, Texas
4/6 L, 2-16		Baylor	Waco, Texas
4/6 L, 1-5		Baylor	Waco, Texas
4/7 W, 9-2		Oklahoma City	Oklahoma City
4/14 W, 10-2		Centenary	Fayetteville
4/17 L, 2-7		Wichita State	Wichita, Kan.
4/18 L, 4-5		Wichita State	Wichita, Kan.
4/19 L, 2-4		Emporia State	Emporia, Kan.
4/20 W, 15-10		Emporia State	Chanute, Kan.
4/25 W, 12-2		Tulsa	Fayetteville
4/25 W, 12-3		Tulsa	Fayetteville

1962 (13-7)
Bill Ferrell

Date	Result	Opponent	Location
3/26 L, 4-8		Buena Vista	Fayetteville
3/27 L, 7-8		Buena Vista	Fayetteville
3/28 W, 5-4		Buena Vista	Fayetteville
4/3 L, 7-15		Missouri	Columbia, Mo.
4/4 L, 4-10		Missouri	Columbia, Mo.
4/7 W, 5-1		Pittsburg State	Fayetteville
4/7 W, 11-3		Pittsburg State	Fayetteville
4/13 W, 6-2		Emporia State	Fayetteville
4/14 W, 12-3		Emporia State	Fayetteville
4/19 L, 0-5		Baylor	Monroe, La.
4/20 L, 2-3		Louisiana-Monroe	Monroe, La.
4/20 W, 13-8		Northwestern State	Monroe, La.
4/21 W, 5-4		Louisiana-Monroe	Monroe, La.
4/21 W, 8-4		Northwestern State	Monroe, La.
4/23 W, 10-7		Louisiana-Monroe	Monroe, La.
4/23 W, 6-1		Louisiana-Monroe	Monroe, La.
4/25 L, 2-4		Northwestern St.	Natchitoches, La.
4/26 W, 2-1		Northwestern St.	Natchitoches, La.
4/27 W, 6-2		Centenary	Shreveport, La.
4/28 W, 7-2		Centenary	Shreveport, La.

1963 (13-10)
Bill Ferrell

Date	Result	Opponent	Location
3/25 W, 9-1		Buena Vista	Fayetteville
3/25 W, 8-7		Buena Vista	Fayetteville
3/26 W, 11-10		Buena Vista	Fayetteville
3/30 L, 6-10		Missouri	Fayetteville
3/30 W, 6-5		Missouri	Fayetteville
4/1 W, 15-7		Kansas	Lawrence, Kan.
4/2 L, 1-9		Kansas	Lawrence, Kan.
4/3 W, 12-8		Emporia State	Emporia, Kan.
4/3 L, 2-18		Emporia State	Emporia, Kan.
4/8 L, 6-7		Centenary	Fayetteville
4/9 W, 3-2		Centenary	Fayetteville
4/12 L, 4-5		Southern Miss.	Hattiesburg, Miss.
4/13 L, 0-4		Southern Miss.	Hattiesburg, Miss.
4/15 L, 5-10		LSU	Baton Rouge, La.
4/16 L, 2-10		LSU	Baton Rouge, La.
4/17 W, 7-3		Miss. College	Clinton, Miss.
4/18 L, 0-3		Miss. College	Clinton, Miss.
4/19 W, 5-2		Delta State	Cleveland, Miss.
4/20 L, 2-10		Delta State	Cleveland, Miss.

4/23 W, 3-1		Tulsa	Fayetteville
4/23 W, 9-4		Tulsa	Fayetteville
4/30 W, 9-4		Pittsburg State	Pittsburg, Kan.
4/30 W, 2-1		Pittsburg State	Pittsburg, Kan.

1964 (8-10)
Bill Ferrell

Date	Result	Opponent	Location
3/23 L, 5-6		Buena Vista	Fayetteville
3/24 L, 13-16		Buena Vista	Fayetteville
3/27 L, 3-5		Memphis	Little Rock, Ark.
3/28 L, 6-13		Memphis	Little Rock, Ark.
3/30 L, 0-6		Memphis	Memphis, Tenn.
3/31 W, 4-0		Memphis	Memphis, Tenn.
4/1 L, 0-1		Louisiana-Monroe	Monroe, La.
4/2 L, 5-7		Louisiana-Monroe	Monroe, La.
4/3 W, 8-4		Centenary	Shreveport, La.
4/4 L, 7-8		Centenary	Shreveport, La.
4/10 W, 9-4		Tulsa	Fayetteville
4/10 L, 4-6		Tulsa	Fayetteville
4/13 W, 8-3		Emporia State	Fayetteville
4/13 L, 6-10		Emporia State	Fayetteville
4/24 W, 18-9		Tulsa	Tulsa, Okla.
4/24 W, 16-5		Tulsa	Tulsa, Okla.
4/29 W, 7-5		Central Missouri St.	Fayetteville
4/29 W, 10-9		Central Missouri St.	Fayetteville

1965 (3-14)
Bill Ferrell

Date	Result	Opponent	Location
4/6 L, 4-8		Emporia State	Emporia, Kan.
4/7 W, 3-0		Wichita State	Wichita, Kan.
4/7 L, 0-2		Wichita State	Wichita, Kan.
4/10 L, 7-10		Centenary	Fayetteville
4/10 L, 4-8		Centenary	Fayetteville
4/13 L, 7-9		Omaha	Fayetteville
4/13 L, 3-6		Omaha	Fayetteville
4/16 L, 1-4		Southern Miss	Hattiesburg, Miss.
4/17 L, 9-15		Southern Miss	Hattiesburg, Miss.
4/20 L, 10-11		Louisiana-Monroe	Monroe, La.
4/20 L, 1-2		Louisiana-Monroe	Monroe, La.
4/21 L, 1-5		Delta State	Cleveland, Miss.
4/22 L, 7-12		Delta State	Cleveland, Miss.
4/23 L, 4-6		Memphis	Fayetteville
4/23 W, 4-2		Memphis	Fayetteville
4/27 L, 4-5		Tulsa	Tulsa, Okla.
4/27 W, 7-1		Tulsa	Tulsa, Okla.

1966 (4-16)
Wayne Robbins

Date	Result	Opponent	Location
3/21 L, 7-13		Baylor	Waco, Texas
3/22 L, 3-9		TCU	Fort Worth, Texas
3/26 W, 7-5		SMS	Fayetteville
3/31 L, 0-3		Buena Vista	Fayetteville
4/1 W, 16-13		Buena Vista	Fayetteville
4/4 L, 3-12		Kansas State	Fayetteville
4/4 L, 2-6		Kansas State	Fayetteville
4/9 L, 8-9		Memphis	Memphis, Tenn.
4/9 L, 1-6		Memphis	Memphis, Tenn.
4/11 L, 3-9		Mississippi State	Starkville, Miss.
4/12 L, 0-18		Mississippi State	Starkville, Miss.
4/13 L, 0-13		Southern Miss	Hattiesburg, Miss.
4/14 L, 0-19		Southern Miss	Hattiesburg, Miss.
4/16 W, 4-2		Centenary	Shreveport, La.
4/16 W, 3-2		Centenary	Shreveport, La.
4/19 L, 6-12		Tulsa	Tulsa, Okla.
4/19 L, 4-14		Tulsa	Tulsa, Okla.
5/5 L, 0-7		Southern Illinois	Fayetteville

1967 (15-14)
Wayne Robbins

Date	Result	Opponent	Location
3/21 W, 6-1		Buena Vista	Fayetteville
3/21 W, 4-3		Buena Vista	Fayetteville
3/22 L, 3-6		Buena Vista	Fayetteville

3/25 W, 5-3		Wisconsin	San Antonio
3/27 L, 1-2		Texas Lutheran	San Antonio
3/28 L, 3-13		Indiana	San Antonio
3/28 L, 0-4		Texas-Pan American	San Antonio
3/29 L, 4-10		Texas-Pan American	San Antonio
3/29 L, 1-2		Texas-Pan American	San Antonio
3/31 W, 8-6		St. Edwards	San Antonio
4/1 W, 11-9		Trinity	San Antonio
4/4 W, 4-1		SMU	Fayetteville
4/4 W, 8-7		SMU	Fayetteville
4/8 W, 8-5		William Jewell	Fayetteville
4/8 L, 2-8		William Jewell	Fayetteville
4/15 L, 1-8		Memphis	Memphis, Tenn.
4/15 W, 4-0		Memphis	Memphis, Tenn.
4/17 W, 12-9		Delta State	Cleveland, Miss.
W, 8-1		Pittsburg State	Fayetteville
W, 6-2		Pittsburg State	Fayetteville
4/22 L, 5-6		SMS	Springfield, Mo.
4/22 L, 3-4		SMS	Springfield, Mo.
4/29 W, 2-1		Oklahoma Baptist	Fayetteville
4/29 W, 6-0		Oklahoma Baptist	Fayetteville
5/8 L, 2-13		Kansas State	Manhattan, Kan.
5/8 L, 2-3		Kansas State	Manhattan, Kan.
5/9 L, 3-6		Wichita State	Wichita, Kan.
W, 8-5		Emporia State	Emporia, Kan.
L, 4-5		Emporia State	Emporia, Kan.

1968 (13-11)
Wayne Robbins

Date	Result	Opponent	Location
3/23 L, 0-4		East Texas Baptist	Marshall, Texas
3/23 L, 1-2		East Texas Baptist	Marshall, Texas
3/25 W, 1-2		St. Mary's (Texas)	San Antonio
3/26 L, 0-1		Air Force	San Antonio
3/27 L, 4-8		Missouri	San Antonio
3/28 L, 2-7		Texas-Pan Am.	Edinburg, Texas
3/29 L, 5-10		Texas-Pan Am.	Edinburg, Texas
3/30 L, 7-19		Trinity	San Antonio, Texas
4/5 L, 12-13		Morningside	Fayetteville
4/6 W, 29-4		Morningside	Fayetteville
W, 4-3		Yankton	Fayetteville
W, 7-2		Yankton	Fayetteville
4/9 W, 12-3		Oklahoma City	Fayetteville
W, 4-3		Yankton	Fayetteville
4/12 L, 11-9		Mississippi State	Starkville, Miss.
4/15 L, 4-7		Memphis	Fayetteville
4/15 W, 13-7		Memphis	Fayetteville
4/22 L, 0-12		Oklahoma Baptist	Fayetteville
4/22 W, 4-3		Oklahoma Baptist	Fayetteville
4/27 W, 8-4		Pittsburg State	Pittsburg, Kan.
4/27 W, 3-0		Pittsburg State	Pittsburg, Kan.
W, 12-9		SMS	Springfield, Mo.
W, 3-1		Evangel	Fayetteville
W, 2-1		Evangel	Fayetteville

1969 (18-10)
Wayne Robbins

Date	Result	Opponent	Location
3/22 W, 13-3		Mississippi College	Clinton, Miss.
3/24 L, 0-1		Mississippi College	Clinton, Miss.
3/25 L, 2-7		Belhaven	Jackson, Miss.
3/26 W, 4-2		Belhaven	Jackson, Miss.
3/27 W, 4-2		Belhaven	Jackson, Miss.
L, 0-1		William Carey	Hattiesburg, Miss.
4/1 W, 16-4		Buena Vista	Fayetteville
4/1 W, 14-1		Buena Vista	Fayetteville
4/5 L, 5-12		Upper Iowa	Fayetteville
4/5 W, 7-4		Upper Iowa	Fayetteville
4/5 W, 4-1		Upper Iowa	Fayetteville
4/8 W, 5-2		Yankton	Fayetteville
4/8 W, 6-1		Yankton	Fayetteville
4/12 L, 0-6		Memphis	Memphis, Tenn.
4/12 W, 10-3		Memphis	Memphis, Tenn.
4/18 W, 5-2		Okla. Baptist	Shawnee, Okla.
4/19 W, 2-0		Oklahoma City	Oklahoma City


4/21 L, 13-14		TCU	Fort Worth, Texas
4/22 L, 3-8		SMU	Dallas, Texas
4/26 W, 10-6		Kansas State	Fayetteville
4/26 L, 4-6		Kansas State	Fayetteville
4/30 W, 12-1		William Jewell	Fayetteville
4/30 L, 0-4		William Jewell	Fayetteville
5/3 W, 3-0		Evangel	Springfield, Mo.
5/3 W, 18-0		Evangel	Springfield, Mo.
5/6 W, 3-2		SMS	Fayetteville
5/6 L, 0-2		SMS	Fayetteville

1970 (19-13)
Norm DeBrynn

Date	Result	Opponent	Location
W, 8-1		St. Mary's (Tx)	San Antonio
3/23 L, 6-8		Texas-Pan Am.	Edinburg, Texas
L, 7-8		St. Edwards	Austin, Texas
W, 10-5		NE Missouri St.	San Antonio
3/25 L, 5-11		Texas Lutheran	Seguin, Texas
3/26 L, 0-1		St. Mary's (Texas)	San Antonio
3/28 L, 1-10		Minnesota	San Antonio, Texas
3/28 W, 8-7		Minnesota	San Antonio, Texas
3/28 W, 4-3		Texas-Pan Am.	Edinburg, Texas
4/4 W, 5-0		Nebraska-Kearney	Fayetteville
4/4 L, 0-4		Nebraska-Kearney	Fayetteville
4/8 W, 7-2		William Jewell	Fayetteville
4/8 L, 2-3		William Jewell	Fayetteville
4/11 L, 7-8		Tulsa	Tulsa, Okla.
4/13 W, 9-6		Oklahoma Baptist	Fayetteville
4/13 L, 4-9		Oklahoma Baptist	Fayetteville
4/15 W, 5-3		Oklahoma State	Fayetteville
4/15 W, 3-1		Oklahoma State	Fayetteville
4/18 W, 6-4		SMS	Springfield, Mo.
4/21 W, 9-4		Oklahoma City	Fayetteville
4/21 W, 9-3		Oklahoma City	Fayetteville
4/29 W, 7-0		Oral Roberts	Fayetteville
4/29 W, 8-0		Oral Roberts	Fayetteville
5/2 W, 7-6		Memphis	Memphis, Tenn.
5/2 W, 7-3		Memphis	Memphis, Tenn.
5/4 L, 0-6		Mississippi State	Starkville, Miss.
5/4 L, 0-1		Mississippi State	Starkville, Miss.
5/8 L, 6-9		Vanderbilt	Covington, Tenn.
5/11 L, 1-2		Oklahoma	Fayetteville
5/11 W, 5-2		Oklahoma	Fayetteville
5/12 W, 10-0		Evangel	Springfield, Mo.
5/12 W, 6-0		Evangel	Springfield, Mo.

1971 (23-18)
Norm DeBrynn

Date	Result	Opponent	Location
3/3 L, 3-4		Tulsa	Tulsa, Okla.
3/3 L, 2-18		Tulsa	Tulsa, Okla.
3/17 W, 6-2		Drake	Fayetteville
3/17 L, 6-7		Drake	Fayetteville



The 1912 Razorback baseball team went 7-8 on the season under head coach Hugo Bezdek.

ALL-TIME RESULTS

ARKANSAS BASEBALL

3/20	W, 13-3	Okla. Baptist	Shawnee, Okla.
3/20	L, 2-4	Okla. Baptist	Shawnee, Okla.
	W, 8-7	St. Cloud State	Fayetteville
3/25	W, 5-1	Buena Vista	Fayetteville
3/25	W, 3-2	Buena Vista	Fayetteville
3/29	W, 3-2	Trinity	San Antonio, Texas
3/29	L, 2-4	St. Mary's (Texas)	San Antonio
3/31	W, 6-1	Texas Lutheran	Seguin, Texas
4/1	L, 0-10	Texas-Pan Am.	Edinburg, Texas
4/1	L, 0-5	Texas-Pan Am.	Edinburg, Texas
4/2	L, 2-5	Rice	Edinburg, Texas
4/3	L, 3-4	Rice	Edinburg, Texas
4/6	W, 4-3	Abeline Christian	Fayetteville
4/6	W, 11-1	Abeline Christian	Fayetteville
W, 8-1		Carthage	Fayetteville
T, 2-2		Carthage	Fayetteville
4/13	W, 6-2	SMS	Fayetteville
4/13	L, 2-3	SMS	Fayetteville
4/17	W, 6-0	Pittsburg State	Fayetteville
4/17	W, 11-1	Pittsburg State	Fayetteville
4/19	W, 11-0	Oklahoma City	Oklahoma City
4/19	W, 13-1	Oklahoma City	Oklahoma City
4/21	L, 4-6	Oklahoma St.	Stillwater, Okla.
4/21	L, 4-7	Oklahoma St.	Stillwater, Okla.
4/24	W, 6-5	Memphis	Fayetteville
4/24	W, 4-3	Memphis	Fayetteville
4/27	W, 6-1	Oral Roberts	Tulsa, Okla.
4/27	L, 4-6	Oral Roberts	Tulsa, Okla.
5/4	W, 12-11	Oral Roberts	Fayetteville
5/4	L, 2-5	Oral Roberts	Fayetteville
5/5	W, 12-1	Evangel	Springfield, Mo.
5/5	W, 13-0	Evangel	Springfield, Mo.
5/7	L, 4-6	Creighton	Omaha, Neb.
5/7	W, 2-0	Creighton	Omaha, Neb.
5/8	L, 2-3	Creighton	Omaha, Neb.
5/8	L, 1-2	Creighton	Omaha, Neb.
5/15	W, 5-2	Union	Fayetteville
5/15	L, 2-6	Union	Fayetteville

1972 (16-16)

Norm DeBrynn

Date	Result	Opponent	Location
3/8	W, 8-2	Lincoln	Fayetteville
3/8	W, 10-0	Lincoln	Fayetteville
3/10	W, 12-4	William Jewell	Fayetteville
3/11	W, 3-2	William Jewell	Fayetteville
	L, 3-15	Tulsa	Fayetteville
	L, 3-4	Tulsa	Fayetteville
	L, 4-5	Northeastern St.	Fayetteville
	W, 2-0	Northeastern St.	Fayetteville
3/18	W, 9-4	Drake	Fayetteville
3/18	W, 4-2	Drake	Fayetteville
3/20	W, 9-6	St. Cloud State	Fayetteville
3/22	W, 9-6	Missouri	Columbia, Mo.
3/22	L, 1-3	Missouri	Columbia, Mo.
3/25	L, 4-8	Oral Roberts	Tulsa, Okla.
3/25	W, 2-1	Oral Roberts	Tulsa, Okla.
3/28	L, 4-5	West Texas State	Tulsa, Okla.
3/30	L, 2-3	Tulsa	Tulsa, Okla.
3/31	W, 1-0	Buena Vista	Tulsa, Okla.
4/1	L, 0-3	Tulsa	Tulsa, Okla.
4/1	L, 3-4	West Texas State	Tulsa, Okla.
4/2	L, 3-5	Tulsa	Tulsa, Okla.
4/6	L, 2-6	Southwestern St.	Fayetteville
4/7	W, 8-5	Missouri Western	Fayetteville
4/7	W, 4-3	Missouri Western	Fayetteville
4/11	W, 5-0	Pittsburg State	Fayetteville
4/11	W, 9-0	Pittsburg State	Fayetteville

4/18	L, 2-7	SMS	Springfield, Mo.
4/18	W, 8-7	SMS	Springfield, Mo.
4/22	L, 2-4	Union	Jackson, Tenn.
4/22	L, 2-6	Union	Jackson, Tenn.
5/2	L, 2-3	Oklahoma	Norman, Okla.
5/2	L, 3-4	Oklahoma	Norman, Okla.

1973 (23-7)

Norm DeBrynn

Date	Result	Opponent	Location
	W, 3-1	SMU	Dallas, Texas
	W, 4-3	SMU	Dallas, Texas
3/14	W, 9-7	Kansas State	Fayetteville
3/14	W, 8-2	Kansas State	Fayetteville
3/17	W, 6-5	Notre Dame	Las Cruces, N.M.
3/17	W, 8-4	New Mexico St.	Las Cruces, N.M.
3/18	L, 0-10	Tulsa	Tulsa, Okla.
3/19	T, 17-17	St. Cloud State	Fayetteville
3/22	W, 11-10	Drake	Fayetteville
3/22	W, 3-2	Drake	Fayetteville
3/27	W, 4-0	St. Olaf	Fayetteville
	W, 6-1	Oklahoma City	Oklahoma City
	W, 10-0	Oklahoma City	Oklahoma City
	W, 7-5	SMS	Fayetteville
	W, 13-4	SMS	Fayetteville
4/14	W, 1-0	Memphis	Fayetteville
4/14	L, 0-3	Memphis	Fayetteville
	W, 5-4	Evangel	Fayetteville
	W, 11-0	Evangel	Fayetteville
	W, 5-4	Oral Roberts	Tulsa, Okla.
	L, 0-2	Oral Roberts	Tulsa, Okla.
4/21	W, 8-2	Oklahoma City	Fayetteville
4/21	W, 3-2	Oklahoma City	Fayetteville
4/24	W, 2-0	Tulsa	Fayetteville
4/24	L, 2-7	Tulsa	Fayetteville
4/27	W, 5-1	Creighton	Omaha, Neb.
4/27	W, 11-2	Creighton	Omaha, Neb.
4/28	W, 3-1	Creighton	Omaha, Neb.
4/28	L, 2-6	Creighton	Omaha, Neb.
5/27	L, 0-6	Trinity+	Arlington, Texas
5/28	L, 2-4	Texas-Pan Am+	Arlington, Texas

1974 (22-21; 9-15 7th SWC)

Norm DeBrynn

Date	Result	Opponent	Location
3/2	W, 8-4	Northeastern (Okla.) St	Fayetteville
3/2	W, 4-1	Northeastern (Okla.) St	Fayetteville
3/5	W, 4-0	Missouri Western	Fayetteville
3/5	W, 5-2	Missouri Western	Fayetteville
3/6	L, 1-12	Creighton	Fayetteville
3/6	W, 12-4	Creighton	Fayetteville
3/8	L, 6-7	Baylor*	Waco, Texas
3/9	L, 2-7	Baylor*	Waco, Texas
3/9	L, 0-9	Baylor*	Waco, Texas
3/12	L, 1-2	Kansas State	Fayetteville
3/12	L, 1-2	Kansas State	Fayetteville
3/15	W, 4-2	SMU*	Fayetteville
3/16	W, 11-3	SMU*	Fayetteville
3/16	W, 6-2	SMU*	Fayetteville
3/18	W, 4-2	Mankato State	Fayetteville
3/18	L, 3-9	Mankato State	Fayetteville
3/22	L, 2-5	Texas A&M*	College Station
3/23	L, 1-15	Texas A&M*	College Station
3/23	L, 0-15	Texas A&M*	College Station
3/25	W, 5-4	Lamar	Fayetteville
3/27	W, 1-0	Oral Roberts	Tulsa, Okla.
3/27	L, 0-1	Oral Roberts	Tulsa, Okla.
3/29	L, 4-19	Texas*	Fayetteville
3/30	L, 2-3	Texas*	Fayetteville
3/30	W, 8-5	Texas*	Fayetteville
4/2	L, 4-5	Oklahoma City	Oklahoma City
4/2	W, 9-0	Oklahoma City	Oklahoma City
4/6	L, 5-6	Rice*	Fayetteville
4/6	W, 6-3	Rice*	Fayetteville
4/6	W, 9-7	Rice*	Fayetteville
4/9	W, 9-5	SMS	Springfield, Mo.
4/9	W, 10-8	SMS	Springfield, Mo.
4/12	L, 2-8	TCU*	Fort Worth, Texas
4/13	L, 5-6	TCU*	Fort Worth, Texas
4/13	L, 3-5	TCU*	Fort Worth, Texas
4/15	W, 6-4	Evangel	Springfield, Mo.
4/15	W, 5-3	Evangel	Springfield, Mo.
4/19	W, 9-3	Texas Tech*	Fayetteville
4/20	W, 15-6	Texas Tech*	Fayetteville
4/20	W, 7-6	Texas Tech*	Fayetteville
4/27	L, 0-8	Houston*	Houston, Texas
4/27	L, 5-6	Houston*	Houston, Texas
4/27	L, 3-8	Houston*	Houston, Texas

* - SWC Game

1975 (20-22; 8-14 7th SWC)

Norm DeBrynn

Date	Result	Opponent	Location
3/1	L, 0-3	Kansas State	Fayetteville
3/1	W, 6-1	Kansas State	Fayetteville
3/2	L, 4-5	Kansas State	Fayetteville
3/2	W, 1-1	Kansas State	Fayetteville
3/4	W, 7-6	Northeastern St.	Fayetteville
3/4	W, 8-6	Northeastern St.	Fayetteville
3/7	L, 2-11	Baylor*	Fayetteville
3/8	W, 5-4	Baylor*	Fayetteville
3/8	W, 7-4	Baylor*	Fayetteville
	W, 4-1	SMU*	Dallas, Texas
3/17	W, 3-2	Baker	Fayetteville
3/17	L, 0-2	Baker	Fayetteville
3/21	W, 4-1	Texas A&M*	Fayetteville
3/22	L, 2-3	Texas A&M*	Fayetteville
3/22	L, 0-5	Texas A&M*	Fayetteville
3/24	W, 15-6	Nebraska	Fayetteville
3/24	W, 10-4	Nebraska	Fayetteville
3/25	L, 4-5	Nebraska	Fayetteville
3/25	W, 4-2	Nebraska	Fayetteville
3/29	L, 1-6	Texas*	Austin, Texas
3/29	L, 1-5	Texas*	Austin, Texas
3/29	L, 2-3	Texas*	Austin, Texas
3/29	W, 9-2	Northeastern St.	Fayetteville
3/3	W, 4-0	Northeastern St.	Fayetteville
4/4	W, 5-0	Rice*	Houston, Texas
4/5	L, 1-5	Rice*	Houston, Texas
4/5	L, 0-9	Rice*	Houston, Texas
4/8	L, 7-8	Southwestern St.	Fayetteville
4/8	L, 4-7	Southwestern St.	Fayetteville
4/11	L, 1-9	TCU*	Fort Worth, Texas
4/12	L, 8-3	TCU*	Fort Worth, Texas
4/12	L, 2-4	TCU*	Fort Worth, Texas
4/15	W, 5-1	Oral Roberts	Fayetteville
4/15	W, 4-2	Oral Roberts	Fayetteville
4/18	W, 6-4	Texas Tech*	Lubbock, Texas
4/19	L, 5-14	Texas Tech*	Lubbock, Texas
4/19	L, 11-13	Texas Tech*	Lubbock, Texas
4/21	L, 0-6	American Christian	Fayetteville
4/21	L, 1-2	American Christian	Fayetteville
4/25	W, 5-1	Houston*	Houston, Texas
4/26	W, 3-0	Houston*	Houston, Texas
4/26	L, 3-10	Houston*	Houston, Texas

* - SWC Game

1976 (31-15-1; 12-12 5th SWC)

Norm DeBrynn

Date	Result	Opponent	Location
2/28	W, 2-0	Northeastern (Okla.) St	Fayetteville
2/28	W, 7-6	Northeastern (Okla.) St	Fayetteville
3/5	L, 4-9	Houston*	Houston, Texas
3/6	L, 0-1	Houston*	Houston, Texas
3/6	L, 2-3	Houston*	Houston, Texas
3/10	W, 11-0	Baker	Fayetteville
3/11	W, 9-7	Baker	Fayetteville
3/12	W, 7-0	Missouri Southern	Fayetteville
3/12	T, 0-0 (12)	Missouri Southern	Fayetteville
3/13	W, 9-1	Southwest Baptist	Fayetteville
3/13	W, 6-1	Southwest Baptist	Fayetteville
3/14	W, 6-4	William Jewell	Fayetteville
3/15	W, 1-0	Tulsa	Fayetteville
3/15	W, 1-0	Tulsa	Fayetteville
3/19	W, 5-4	Texas Tech*	Fayetteville
3/20	W, 4-3	Texas Tech*	Fayetteville
3/20	W, 10-2	Texas Tech*	Fayetteville
3/22	W, 6-5	Luther	Fayetteville
3/22	W, 13-3	Luther	Fayetteville
3/23	W, 2-0	Mankato State	Fayetteville
3/23	W, 2-0	Mankato State	Fayetteville
3/26	W, 17-2	SMU*	Dallas, Texas
3/27	W, 10-1	SMU*	Dallas, Texas
3/27	W, 2-1	SMU*	Dallas, Texas
3/29	L, 2-5	Illinois-Edwardsville	Fayetteville
3/29	W, 7-3	Illinois-Edwardsville	Fayetteville
3/30	W, 6-5	Oral Roberts	Tulsa, Okla.
3/30	L, 3-6	Oral Roberts	Tulsa, Okla.
4/2	W, 7-5	TCU*	Fayetteville
4/3	L, 5-6	TCU*	Fayetteville
4/3	W, 7-6	TCU*	Fayetteville
4/6	W, 11-3	SMS	Fayetteville
4/6	W, 8-5	SMS	Fayetteville
4/9	L, 0-5	Baylor*	Waco, Texas
4/10	L, 0-2	Baylor*	Waco, Texas
4/10	L, 2-5	Baylor*	Waco, Texas
4/16	W, 4-1	Rice*	Fayetteville
4/17	W, 4-1	Rice*	Fayetteville
4/17	W, 1-0	Rice*	Fayetteville
4/23	L, 1-10	Texas*	Austin, Texas
4/24	L, 3-6	Texas*	Austin, Texas
4/24	W, 5-2	Texas*	Austin, Texas
4/27	W, 2-0	American Christian	Fayetteville
4/27	L, 0-1	American Christian	Fayetteville
4/30	L, 6-7	Texas A&M*	Fayetteville

5/1	L, 1-3	Texas A&M*	Fayetteville
5/1	L, 5-7	Texas A&M*	Fayetteville

* - SWC Game

S - Game called after 12 innings

1977 (33-18; 14-10 4th SWC)

Norm DeBrynn

Date	Result	Opponent	Location
2/19	W, 11-2	Northeastern (Okla.) St	Fayetteville
2/19	W, 5-0	Northeastern (Okla.) St	Fayetteville
2/22	W, 7-0	Oral Roberts	Fayetteville
2/22	L, 0-2	Oral Roberts	Fayetteville
2/25	L, 0-6	Texas A&M*	College Station
2/26	L, 3-4	Texas A&M*	College Station
2/26	L, 0-4	Texas A&M*	College Station
3/1	W, 2-0	Southwestern St.	Fayetteville
3/2	W, 11-0	Northeastern St.	Fayetteville
3/4	W, 5-3	Houston*	Fayetteville
3/5	W, 2-0	Houston*	Fayetteville
3/5	L, 0-5	Houston*	Fayetteville
3/7	W, 6-0	Baker	Fayetteville
3/7	W, 11-1	Baker	Fayetteville
3/9	W, 6-0	Missouri Southern	Fayetteville
3/9	W, 7-6	Missouri Southern	Fayetteville
3/10	W, 5-1	William Jewell	Fayetteville
3/10	W, 2-0	William Jewell	Fayetteville
3/13	W, 8-0	Creighton	Fayetteville
3/14	W, 4-1	Iowa State	Fayetteville
3/14	W, 2-0	Iowa State	Fayetteville
3/15	L, 1-2	Tulsa	Tulsa, Okla.
3/15	L, 4-6	Tulsa	Tulsa, Okla.
3/18	W, 13-10	Texas Tech*	Lubbock, Texas
3/19	L, 4-7	Texas Tech*	Lubbock, Texas
3/19	W, 14-7	Texas Tech*	Lubbock, Texas
3/23	W, 4-3	Eastern Michigan	Fayetteville
3/23	W, 8-1	Eastern Michigan	Fayetteville
3/25	W, 1-0	SMU*	Fayetteville
3/26	W, 4-1	SMU*	Fayetteville
3/26	W, 3-1	SMU*	Fayetteville
4/1	L, 2-5	TCU*	Fort Worth, Texas
4/2	W, 3-0	TCU*	Fort Worth, Texas
4/2	W, 6-5	TCU*	Fort Worth, Texas
4/5	W, 4-3	SMS	Fayetteville
4/5	W, 6-3	SMS	Fayetteville
4/8	L, 3-5	Baylor*	Fayetteville
4/9	W, 5-2	Baylor*	Fayetteville
4/9	W, 6-1	Baylor*	Fayetteville
4/11	W, 5-2	Oklahoma	Norman, Okla.
4/11	L, 3-4	Oklahoma	Norman, Okla.
4/15	L, 3-8	Rice*	Houston, Texas
4/16	W, 7-1	Rice*	Houston, Texas
4/16	W, 9-4	Rice*	Houston, Texas



4/13	W, 4-0	North Texas	Fayetteville
4/13	W, 12-0	North Texas	Fayetteville
4/14	W, 9-0	North Texas	Fayetteville
4/14	W, 6-0	North Texas	Fayetteville
4/21	W, 6-5	Houston*	Houston, Texas
4/22	W, 5-1	Houston*	Houston, Texas
4/22	L, 4-14	Houston*	Houston, Texas
4/25	W, 8-6	Tulsa	Tulsa, Okla.
4/28	L, 1-6	Texas A&M*	Fayetteville
4/29	L, 0-5	Texas A&M*	Fayetteville
4/29	W, 6-5	Texas A&M*	Fayetteville
5/3	L, 2-3	Tulsa	Tulsa, Okla.
5/12	L, 0-1	Baylor!	Austin, Texas
5/13	L, 0-5	Texas A&M!	Austin, Texas

* - SWC Game
! - SWC Tournament

1979 (49-15; 19-5 2nd SWC)

Date	Result	Opponent	Location
2/23	W, 7-1	William Jewell	Fayetteville
2/23	W, 13-2	William Jewell	Fayetteville
2/27	W, 5-0	Missouri Southern	Fayetteville
2/27	W, 3-2	Missouri Southern	Fayetteville
3/2	W, 2-0	Texas*	Fayetteville
3/3	L, 2-3	Texas*	Fayetteville
3/3	L, 0-1	Texas*	Fayetteville
3/4	L, 2-3	Southern Illinois	Fayetteville
3/4	L, 5-18	Southern Illinois	Fayetteville
3/5	W, 5-0	Southwest Baptist	Fayetteville
3/5	W, 9-2	Southwest Baptist	Fayetteville
3/6	W, 4-1	Tulsa	Fayetteville
3/6	W, 8-1	Tulsa	Fayetteville
3/9	W, 6-3	Rice*	Houston, Texas
3/10	W, 7-2	Rice*	Houston, Texas
3/10	W, 12-3	Rice*	Houston, Texas
3/16	W, 12-1	Baylor*	Fayetteville
3/17	W, 5-1	Baylor*	Fayetteville
3/17	L, 0-4	Baylor*	Fayetteville
3/19	W, 13-0	Missouri Western	Fayetteville
3/19	W, 7-6 (11)	Missouri Western	Fayetteville
3/23	W, 7-1	TCU*	Fort Worth, Texas
3/24	W, 10-1	TCU*	Fort Worth, Texas
3/24	W, 9-4	TCU*	Fort Worth, Texas
3/26	W, 6-2	Eastern Michigan	Fayetteville
3/26	W, 1-0	Eastern Michigan	Fayetteville
3/27	W, 7-4	Iowa	Fayetteville
3/27	W, 6-0	Eastern Michigan	Fayetteville
3/30	W, 3-1	SMU*	Fayetteville
3/31	W, 3-1	SMU*	Fayetteville
3/31	W, 9-2	SMU*	Fayetteville
4/3	W, 5-1	SMS	Fayetteville
4/3	W, 4-3	SMS	Fayetteville
4/6	L, 8-9	Texas Tech*	Lubbock, Texas
4/7	W, 6-2	Texas Tech*	Lubbock, Texas
4/7	W, 12-9	Texas Tech*	Lubbock, Texas
4/13	W, 4-0	South Dakota	Fayetteville
4/13	W, 7-0	South Dakota	Fayetteville
4/14	W, 7-1	South Dakota	Fayetteville
4/14	W, 8-1	South Dakota	Fayetteville
4/17	L, 2-5	Oral Roberts	Tulsa, Okla.
4/20	W, 5-3	Houston*	Fayetteville
4/21	W, 3-0	Houston*	Fayetteville
4/21	W, 11-0 (8)	Houston*	Fayetteville
4/27	L, 0-6	Texas A&M*	College Station
4/28	W, 2-0 (11)	Texas A&M*	College Station
4/28	W, 9-1	Texas A&M*	College Station
L, 8-9	Missouri Southern	Joplin, Mo.	
L, 6-5	Missouri Southern	Joplin, Mo.	
L, 6-7	Wichita State	Wichita, Kan.	
L, 4-5	Wichita State	Wichita, Kan.	
5/12	W, 6-1	Baylor!	Austin, Texas
5/13	L, 2-6	Texas!	Austin, Texas
5/14	W, 6-2	Texas A&M!	Austin, Texas
5/14	L, 6-12	Texas!	Austin, Texas
5/25	W, 12-11	George Wash+	Tallahassee, Fla.
5/26	W, 9-1	Florida+	Tallahassee, Fla.
5/26	W, 8-6	Delaware+	Tallahassee, Fla.




Arkansas' 1979 team made the school's first appearance in the College World Series and finished second.

5/27	W, 4-3	Delaware+	Tallahassee, Fla.
6/1	W, 5-4	Pepperdine#	Omaha, Neb.
6/3	W, 10-3	Arizona#	Omaha, Neb.
6/5	W, 9-4	Texas#	Omaha, Neb.
6/6	L, 10-13	Cal St. Fullerton#	Omaha, Neb.
6/8	L, 1-2	Cal St. Fullerton#	Omaha, Neb.

* - SWC Game
! - SWC Tournament
+ - NCAA East Regional
- College World Series

1980 (44-22; 15-8 3rd SWC)

Date	Result	Opponent	Location
2/15	W, 9-3	Texas-Pan Am	Edinburg, Texas
2/15	L, 0-2	Texas-Pan Am	Edinburg, Texas
2/16	L, 1-3	Texas-Pan Am	Edinburg, Texas
2/16	L, 0-5	Texas-Pan Am	Edinburg, Texas
2/17	W, 4-2	Texas-Pan Am	Edinburg, Texas
2/17	L, 2-3	Texas-Pan Am	Edinburg, Texas
2/22	W, 15-0	Missouri Southern	Fayetteville
2/22	W, 7-0	Missouri Southern	Fayetteville
2/23	W, 10-0	Tulsa	Fayetteville
2/23	W, 12-0	Tulsa	Fayetteville
2/29	W, 2-0	SMU*	Dallas, Texas
3/1	L, 1-2	SMU*	Dallas, Texas
3/1	L, 1-9	SMU*	Dallas, Texas
3/7	W, 2-1	Texas Tech*	Fayetteville
3/8	L, 3-5	Texas Tech*	Fayetteville
3/8	W, 9-2	Texas Tech*	Fayetteville
3/9	W, 6-5	Southern Illinois	Fayetteville
3/9	L, 4-8	Southern Illinois	Fayetteville
3/10	W, 11-6	Northwestern Mo. St.	Fayetteville
3/10	W, 7-1	Northwestern Mo. St.	Fayetteville
3/11	L, 3-7	Oral Roberts	Fayetteville
3/11	L, 0-5	Oral Roberts	Fayetteville
3/12	W, 10-3	Southwest Baptist	Fayetteville
3/12	W, 11-1	Southwest Baptist	Fayetteville
3/13	W, 16-2	Baker	Fayetteville
3/13	W, 9-4	Baker	Fayetteville
3/14	W, 8-4	Kansas State	Fayetteville
3/14	W, 8-3	Kansas State	Fayetteville
3/15	W, 9-0	Wisconsin	Fayetteville
3/15	W, 3-0	Wisconsin	Fayetteville
3/16	W, 9-0	Wisconsin	Fayetteville
3/16	W, 9-0	Wisconsin	Fayetteville
3/21	W, 13-6	Houston*	Houston, Texas
3/22	W, 4-2	Houston*	Houston, Texas
3/22	L, 6-11	Houston*	Houston, Texas
3/28	W, 4-2	Texas A&M*	Fayetteville
3/28	L, 5-8	Texas A&M*	Fayetteville
4/1	W, 2-1	Centenary	Fayetteville
4/1	W, 7-5	Centenary	Fayetteville
4/4	W, 2-1	Texas*	Austin, Texas
4/5	L, 3-15	Texas*	Austin, Texas
4/5	W, 8-6	Texas*	Austin, Texas
4/11	W, 14-6	Rice*	Fayetteville
4/12	W, 5-2	Rice*	Fayetteville
4/12	L, 8-9	Rice*	Fayetteville
4/15	W, 8-3	Tulsa	Tulsa, Okla.
4/15	W, 17-6	Tulsa	Tulsa, Okla.
4/18	L, 1-2	Baylor*	Waco, Texas
4/19	W, 3-2	Baylor*	Waco, Texas
4/19	W, 7-6	Baylor*	Waco, Texas
4/23	L, 6-7 (11)	Mississippi St.	Greenville, Miss.
4/25	W, 5-1	TCU*	Fayetteville
4/26	W, 3-2	TCU*	Fayetteville
4/26	W, 18-17	TCU*	Fayetteville
4/29	W, 7-6	Oklahoma State	Tulsa, Okla.
5/3	W, 4-2	Oral Roberts	Tulsa, Okla.
5/4	L, 2-6	Wichita State	Wichita, Kan.
5/4	L, 0-14	Wichita State	Wichita, Kan.
5/7	W, 19-10	Texas A&M!	College Station
5/8	L, 4-6	Texas!	College Station, Texas
5/9	W, 6-5	Texas Tech!	College Station
5/9	W, 8-7	Texas!	College Station, Texas
5/10	L, 4-9	Texas!	College Station, Texas



Kevin McReynolds was the Southwest Conference's first triple crown winner in 1980. He was drafted No. 6 overall by the Padres in 1981 and ended his career at Arkansas leading 12 offensive categories.

5/22	W, 3-2	Oral Roberts+	Tulsa, Okla.
5/23	L, 0-6	Missouri+	Tulsa, Okla.
5/24	L, 1-7	California+	Tulsa, Okla.

* - SWC Game
! - SWC Tournament
+ - NCAA Midwest Regional

1981 (31-21; 12-9 2nd SWC)

Date	Result	Opponent	Location
2/21	L, 4-5 (11)	Oklahoma State	Fayetteville
2/24	W, 8-2	Missouri Southern	Fayetteville
2/24	W, 7-4	Missouri Southern	Fayetteville
2/28	W, 25-5	Western Michigan	Lakeland, Fla.
3/1	W, 17-10	Eastern Michigan	Lakeland, Fla.
3/2	W, 7-5	Missouri	Lakeland, Fla.
3/3	L, 5-7	Eastern Michigan	Lakeland, Fla.
3/3	L, 6-8	Missouri	Lakeland, Fla.
3/4	L, 3-5	Florida Southern	Lakeland, Fla.
3/5	W, 13-3	Florida Southern	Lakeland, Fla.
3/6	W, 6-2	Eastern Michigan	Lakeland, Fla.
3/6	W, 9-8	Eastern Michigan	Lakeland, Fla.
3/7	W, 15-11	Western Michigan	Lakeland, Fla.
3/10	L, 3-6	Oral Roberts	Fayetteville
3/10	L, 6-11	Oral Roberts	Fayetteville
3/13	W, 4-1	TCU*	Fort Worth, Texas
3/14	L, 5-6	TCU*	Fort Worth, Texas
3/14	L, 5-6	TCU*	Fort Worth, Texas
3/16	W, 15-2	Missouri Western	Fayetteville
3/16	W, 10-0	Missouri Western	Fayetteville
3/17	W, 20-9	Southwest Baptist	Fayetteville
3/17	W, 8-3	Southwest Baptist	Fayetteville
3/20	W, 11-3	Baylor*	Fayetteville
3/21	W, 3-1	Baylor*	Fayetteville
3/21	W, 12-0	Baylor*	Fayetteville
3/27	W, 3-2	Rice*	Houston, Texas
3/28	L, 4-5	Rice*	Houston, Texas
3/28	L, 3-4	Rice*	Houston, Texas
4/3	W, 7-0	Texas*	Fayetteville
4/4	L, 4-5	Texas*	Fayetteville
4/4	L, 6-8	Texas*	Fayetteville
4/10	W, 4-0	Texas A&M*	College Station
4/11	L, 2-9	Texas A&M*	College Station
4/11	W, 19-6	Texas A&M*	College Station
4/17	L, 3-5	Houston*	Fayetteville
4/18	W, 15-4	Houston*	Fayetteville
4/18	W, 2-1	Houston*	Fayetteville
4/24	W, 13-4	Texas Tech*	Lubbock, Texas
4/25	W, 8-5	Texas Tech*	Lubbock, Texas
4/25	L, 5-7	Texas Tech*	Lubbock, Texas
4/27	W, 6-4	SMS	Fayetteville
4/27	L, 3-4	SMS	Fayetteville
4/29	L, 6-11	Mississippi St.	Greenville, Miss.
5/1	W, 8-6	Oral Roberts	Tulsa, Okla.
5/2	L, 1-5	Oral Roberts	Tulsa, Okla.
5/2	L, 2-8	Oral Roberts	Tulsa, Okla.
5/15	L, 2-7	Houston!	Austin, Texas
5/16	W, 5-4	Rice!	Austin, Texas
5/17	W, 9-3	Houston!	Austin, Texas
5/18	L, 1-11	Texas!	Austin, Texas

* - SWC Game
! - SWC Tournament

1982 (40-15-2; 13-8 3rd SWC)

Date	Result	Opponent	Location
2/20	W, 7-2	Missouri Southern	Fayetteville
2/20	W, 14-2	Missouri Southern	Fayetteville
2/26	W, 5-0	Northeastern (Okla.) St	Fayetteville
2/26	W, 7-1	Northeastern (Okla.) St	Fayetteville
3/2	L, 0-3	Southern Illinois	Fayetteville

3/2	W, 2-1	Southern Illinois	Fayetteville
3/7	W, 3-1	Northwest Missouri St	Fayetteville
3/7	W, 4-1	Northwest Missouri St	Fayetteville
3/8	W, 3-0	Northwest Missouri St	Fayetteville
3/8	T, 7-7	Northwest Missouri St	Fayetteville
3/9	W, 12-4	South Dakota	Fayetteville
3/9	W, 10-0	South Dakota	Fayetteville
3/13	W, 3-1	TCU*	Fayetteville
3/13	W, 2-1	TCU*	Fayetteville
3/13	W, 8-4	TCU*	Fayetteville
3/14	W, 11-1	Missouri Western	Fayetteville
3/15	W, 11-0	Missouri Western	Fayetteville
3/15	W, 7-0	Missouri Western	Fayetteville
3/16	W, 5-1	Evangel	Fayetteville
3/16	W, 4-1	Evangel	Fayetteville
3/17	W, 10-2	North Dakota State	Fayetteville
3/17	W, 10-1	North Dakota State	Fayetteville
3/19	W, 8-2	Baylor*	Waco, Texas
3/20	W, 8-7	Baylor*	Waco, Texas
3/20	L, 4-5 (10)	Baylor*	Waco, Texas
3/21	W, 5-3	Indiana	Fayetteville
3/26	T, 4-4 (11)	Rice*	Fayetteville
3/27	W, 2-1	Rice*	Fayetteville
3/27	W, 17-2	Rice*	Fayetteville
3/28	W, 6-1	Rice*	Fayetteville
4/2	W, 8-1	Texas*	Austin, Texas
4/3	L, 5-11	Texas*	Austin, Texas
4/3	L, 2-5	Texas*	Austin, Texas
4/9	W, 6-5	Texas A&M*	Fayetteville
4/10	L, 2-5	Texas A&M*	Fayetteville
4/10	W, 16-9	Texas A&M*	Fayetteville
4/11	W, 7-2	Ole Miss	Fayetteville
4/16	L, 3-7	Houston*	Houston, Texas
4/17	L, 0-2	Houston*	Houston, Texas
4/17	W, 10-1 (10)	Houston*	Houston, Texas
4/20	W, 9-8	SMS	Fayetteville
4/20	W, 6-2	SMS	Fayetteville
4/23	W, 7-6	Texas Tech*	Fayetteville
4/24	L, 3-4	Texas Tech*	Fayetteville
4/24	L, 8-11	Texas Tech*	Fayetteville
4/28	L, 7-8	Mississippi St.	Greenville, Miss.
4/30	W, 4-2	Dallas Baptist	Fayetteville
4/30	W, 6-1	Dallas Baptist	Fayetteville
5/1	L, 1-3	Dallas Baptist	Fayetteville
5/1	W, 7-2	Dallas Baptist	Fayetteville
5/8	W, 10-3	Oral Roberts	Fayetteville
5/8	L, 1-9	Oral Roberts	Fayetteville
5/9	L, 4-9	Oral Roberts	Tulsa, Okla.
5/9	W, 10-4	Oral Roberts	Tulsa, Okla.
5/14	W, 9-6	Houston!	College Station, Texas
5/15	L, 0-8	Texas!	College Station, Texas
5/16	L, 8-9	Houston!	College Station, Texas

* - SWC Game
! - SWC Tournament

1983 (44-21; 13-8 2nd SWC)

Date	Result	Opponent	Location
2/18	W, 8-7	Texas Wesleyan	Fayetteville
2/19	L, 0-2	Texas Wesleyan	Fayetteville
2/19	W, 11-5	Texas Wesleyan	Fayetteville
2/22	W, 19-3	Northeastern (Okla.) St	Fayetteville
2/25	W, 11-3	Missouri Southern	Fayetteville
2/25	W, 8-6	Missouri Southern	Fayetteville
2/26	W, 10-1	Southwest Baptist	Fayetteville
2/26	W, 8-2	Southwest Baptist	Fayetteville
3/1	L, 3-7	Southern Illinois	Fayetteville
3/1	W, 6-2	Southern Illinois	Fayetteville
3/5	L, 4-11	Oklahoma	Norman, Okla.
3/5	W, 14-3	Oklahoma	Norman, Okla.
3/6	W, 13-4	Oklahoma City	Oklahoma City

ALL-TIME RESULTS

ARKANSAS BASEBALL

3/6	W, 7-2	Oklahoma	Norman, Okla.
3/11	W, 8-5	Baylor*	Fayetteville
3/12	W, 5-3	Baylor*	Fayetteville
3/12	L, 2-3	Baylor*	Fayetteville
3/13	W, 12-1	Kansas State	Fayetteville
3/14	W, 9-4	Missouri Western	Fayetteville
3/14	W, 13-2	Missouri Western	Fayetteville
3/15	W, 7-5	Central Mo. State	Fayetteville
3/15	W, 5-0	Central Mo. State	Fayetteville
3/16	W, 12-3	Central Mo. State	Fayetteville
3/16	W, 8-1	Central Mo. State	Fayetteville
3/17	W, 5-0	Notre Dame	Fayetteville
3/19	L, 1-6	Rice*	Houston, Texas
3/19	L, 2-3 (12)	Rice*	Houston, Texas
3/20	W, 7-4 (10)	Rice*	Houston, Texas
3/27	L, 4-9	Texas*	Little Rock, Ark.
3/27	L, 1-6	Texas*	Little Rock, Ark.
3/27	L, 9-11	Texas*	Little Rock, Ark.
4/1	W, 10-8	Texas A&M*	College Station
4/2	W, 3-0	Texas A&M*	College Station
4/2	W, 10-9	Texas A&M*	College Station
4/3	W, 8-5	Minnesota	Fayetteville
4/10	W, 1-0	Houston*	Fayetteville
4/10	L, 8-12	Houston*	Fayetteville
4/11	W, 9-1	Houston*	Fayetteville
4/16	W, 7-1	Texas Tech*	Lubbock, Texas
4/16	W, 8-7	Texas Tech*	Lubbock, Texas
4/17	L, 9-10	Texas Tech*	Lubbock, Texas
4/19	W, 6-3	SMS	Springfield, Mo.
4/19	L, 2-3	SMS	Springfield, Mo.
4/23	W, 4-3	TCU*	Fort Worth, Texas
4/23	W, 10-5	TCU*	Fort Worth, Texas
4/24	W, 9-3	TCU*	Fort Worth, Texas
4/26	L, 2-9	Mississippi St.	Greenville, Miss.
4/27	W, 5-3	Mississippi State	Helena, Ark.
4/29	L, 9-19	Dallas Baptist	Fort Smith, Ark.
4/30	W, 8-4	Dallas Baptist	Fayetteville
4/30	W, 8-7	Dallas Baptist	Fayetteville
5/6	W, 6-3	Oral Roberts	Fayetteville
5/6	W, 11-3	Oral Roberts	Fayetteville
5/7	L, 3-8	Oral Roberts	Tulsa, Okla.
5/7	W, 4-1	Oral Roberts	Tulsa, Okla.
5/13	W, 4-3	Houston!	Austin, Texas
5/14	L, 2-9	Texas!	Austin, Texas
5/15	W, 9-7	Houston!	Austin, Texas
5/15	W, 5-4	Texas!	Austin, Texas
5/16	L, 0-14	Texas!	Austin, Texas
5/20	L, 3-5	Coastal Carolina	Fayetteville
5/21	L, 7-13	Coastal Carolina	Fayetteville
5/21	W, 6-4	Coastal Carolina	Fayetteville
5/26	L, 6-7	Oral Roberts+	Stillwater, Okla.
5/27	L, 3-6	Wichita State+	Stillwater, Okla.

* - SWC Game
! - SWC Tournament
+ - NCAA Midwest Regional

2015 RAZORBACKS

1984 (40-16; 12-9 4th SWC)			
Date	Result	Opponent	Location
2/17	W, 6-2	Texas Wesleyan	Fayetteville
2/18	W, 9-8	Texas Wesleyan	Fayetteville
2/18	W, 13-5	Texas Wesleyan	Fayetteville
2/25	W, 3-2	Eastern Michigan	Lakeland, Fla.
2/26	L, 10-15	Western Michigan	Lakeland, Fla.
2/27	L, 0-4	Missouri	Lakeland, Fla.
2/29	W, 8-1	Eastern Michigan	Lakeland, Fla.
3/1	W, 13-8	Western Michigan	Lakeland, Fla.
3/1	W, 5-1	Florida Southern	Lakeland, Fla.
3/2	W, 9-4	Western Michigan	Lakeland, Fla.
3/2	W, 4-1	Eastern Michigan	Lakeland, Fla.
3/10	W, 3-2	Indiana State	Fayetteville
3/10	W, 7-3	Indiana State	Fayetteville
3/11	W, 6-3	Indiana State	Fayetteville
3/13	W, 18-5	Illinois	Fayetteville
3/14	W, 6-5	Illinois	Fayetteville
3/16	W, 10-9	Baylor*	Waco, Texas
3/17	L, 7-8	Baylor*	Waco, Texas
3/17	W, 10-3	Baylor*	Waco, Texas
3/19	W, 8-2	Dallas Baptist	Fayetteville
3/20	L, 3-6	Dallas Baptist	Fayetteville
3/20	W, 3-0	Dallas Baptist	Fayetteville
3/21	W, 21-0	Southwest Baptist	Fayetteville
3/21	W, 33-4	Southwest Baptist	Fayetteville
3/22	W, 6-0	Eastern Illinois	Fayetteville
3/22	W, 16-2	Eastern Illinois	Fayetteville
3/23	W, 6-2	School of Ozarks	Fayetteville
3/25	W, 5-3	Rice*	Fayetteville
3/25	W, 6-3	Rice*	Fayetteville
3/26	L, 2-7	Rice*	Fayetteville
3/30	L, 2-5	Texas*	Austin, Texas
3/31	L, 5-7	Texas*	Austin, Texas
3/31	W, 13-4	Texas*	Austin, Texas
4/6	L, 8-10	Texas A&M*	Fayetteville
4/7	W, 1-0	Texas A&M*	Fayetteville

HISTORY


THE UNIVERSITY

4/7	W, 4-0	Texas A&M*	Fayetteville
4/9	W, 12-1	Missouri Southern	Fayetteville
4/14	L, 5-6	Houston*	Houston, Texas
4/14	W, 17-4	Houston*	Houston, Texas
4/15	L, 3-4	Houston*	Houston, Texas
4/17	W, 9-5	SMS	Fayetteville
4/17	W, 5-1	SMS	Fayetteville
4/20	L, 6-8	Texas Tech*	Fayetteville
4/21	L, 8-9	Texas Tech*	Fayetteville
4/21	W, 9-7	Texas Tech*	Fayetteville
4/24	L, 8-9	Mississippi St.	Greenville, Miss.
4/25	W, 10-9 (10)	Mississippi St.	Little Rock, Ark.
4/28	W, 6-5	TCU*	Fayetteville
4/28	W, 8-5	TCU*	Fayetteville
4/29	W, 6-5 (10)	TCU*	Fayetteville
5/4	W, 13-1	Oral Roberts	Fayetteville
5/4	W, 12-4	Oral Roberts	Fayetteville
5/5	L, 8-9	Oral Roberts	Tulsa, Okla.
5/5	W, 3-1	Oral Roberts	Tulsa, Okla.
5/11	L, 1-8	Texas!	Austin, Texas
5/12	L, 1-8	Rice!	Austin, Texas

* - SWC Game
! - SWC Tournament

1985 (51-15; 13-7 3rd SWC)			
Date	Result	Opponent	Location
2/9	L, 2-5	Miami (Fla.)	Coral Gables, Fla.
2/9	L, 1-2	Miami (Fla.)	Coral Gables, Fla.
2/10	L, 0-4	Miami (Fla.)	Coral Gables, Fla.
2/16	W, 4-0	Oklahoma City	Fayetteville
2/16	W, 20-13	Oklahoma City	Fayetteville
2/17	W, 5-2	Oklahoma City	Fayetteville
2/22	W, 5-1	Kansas State	Fayetteville
2/25	W, 12-1	Missouri Southern	Fayetteville
2/25	W, 8-3	Missouri Southern	Fayetteville
3/1	W, 15-4	Lubbock Christian	Fayetteville
3/2	W, 15-1	Lubbock Christian	Fayetteville
3/2	W, 4-1	Lubbock Christian	Fayetteville
3/3	W, 11-3	Northwest Missouri St	Fayetteville
3/4	W, 18-8	Northeast Missouri St	Fayetteville
3/5	W, 15-6	Southeast Okla. St.	Fayetteville
3/8	W, 9-7	Indiana State	Fayetteville
3/9	W, 7-2	Indiana State	Fayetteville
3/9	W, 3-1	Indiana State	Fayetteville
3/17	W, 8-4	Rice*	Houston, Texas
3/17	L, 2-13	Rice*	Houston, Texas
3/18	W, 10-0	Missouri Western	Fayetteville
3/18	W, 4-0	Missouri Western	Fayetteville
3/19	W, 4-3	School of Ozarks	Fayetteville
3/19	W, 6-0	School of Ozarks	Fayetteville
3/22	W, 5-4	Texas*	Fayetteville
3/23	W, 2-1	Texas*	Fayetteville
3/23	L, 3-13	Texas*	Fayetteville
3/26	L, 1-3	Oklahoma St.	Stillwater, Okla.
3/29	L, 2-6	Texas A&M*	College Station
3/31	W, 6-4	Texas A&M*	College Station
3/31	W, 15-4	Texas A&M*	College Station
4/2	L, 6-14	Oklahoma State	Fayetteville
4/5	W, 16-12	Houston*	Fayetteville
4/6	W, 5-4	Houston*	Fayetteville
4/6	L, 9-10	Houston*	Fayetteville
4/12	W, 14-4	Texas Tech*	Lubbock, Texas
4/13	W, 14-11	Texas Tech*	Lubbock, Texas
4/13	W, 22-5	Texas Tech*	Lubbock, Texas
4/16	W, 6-5	SMS	Fayetteville
4/19	W, 19-7	TCU*	Fort Worth, Texas
4/20	L, 3-4	TCU*	Fort Worth, Texas
4/20	W, 12-6	TCU*	Fort Worth, Texas
4/26	L, 6-7	Baylor*	Fayetteville
4/27	W, 5-4	Baylor*	Fayetteville
4/27	L, 8-11	Baylor*	Fayetteville
4/30	L, 2-16	Mississippi St.	Greenville, Miss.
5/1	W, 13-1	Mississippi St.	Little Rock, Ark.
5/3	W, 10-4	Kansas	Fayetteville
5/4	W, 6-5	Kansas	Fayetteville
5/4	W, 6-2	Kansas	Fayetteville
5/6	W, 14-4	Oklahoma Christian	Fayetteville
5/9	W, 6-4	Oral Roberts	Fayetteville
5/10	W, 5-1	Oral Roberts	Fayetteville
5/11	W, 9-5	Oral Roberts	Tulsa, Okla.
5/15	W, 11-2	Louisiana-Lafayette!	Fayetteville
5/17	W, 6-4	Baylor!	Fayetteville
5/18	W, 9-5	Texas!	Fayetteville
5/19	W, 10-6	Texas!	Fayetteville
5/23	W, 20-13	Eastern Kent.+	Tallahassee, Fla.
5/24	W, 13-9	George Mason+	Tallahassee, Fla.
5/25	W, 7-6	Florida State+	Tallahassee, Fla.
5/26	W, 7-5	Georgia Tech+	Tallahassee, Fla.
5/31	W, 1-0	South Carolina#	Omaha, Neb.
6/3	L, 4-5	Mississippi State#	Omaha, Neb.
6/6	W, 10-4	Stanford#	Omaha, Neb.
6/8	L, 7-8	Texas#	Omaha, Neb.

* - SWC Game



Jeff King was the heart of a dangerous Razorback lineup in the mid-1980s. He finished his career as the all-time leader in home runs, RBI, runs scored and total bases. King was the No. 1 overall pick of the Pirates in the 1986 MLB Draft.

! - SWC Tournament
+ - NCAA South II Regional
- College World Series

1986 (43-17; 15-6 3rd SWC)			
Date	Result	Opponent	Location
2/15	W, 10-0	North Texas	Fayetteville
2/15	W, 9-0	North Texas	Fayetteville
2/16	W, 26-1	North Texas	Fayetteville
2/20	L, 7-8	Kansas State	Fayetteville
2/22	L, 7-8	LSU	Baton Rouge, La.
2/23	W, 7-6	LSU	Baton Rouge, La.
2/24	L, 0-3	Tulane	New Orleans, La.
2/25	L, 3-5	Nicholls State	Thibodaux, La.
2/26	L, 3-5	La-Lafayette	Lafayette, La.
2/27	W, 12-2	Louisiana Tech	Ruston, La.
3/1	W, 6-2	Memphis	Little Rock, Ark.
3/8	W, 6-5 (10)	Wichita State	Fayetteville
3/9	L, 1-5	Indiana State	Fayetteville
3/9	W, 2-1	Indiana State	Fayetteville
3/10	W, 12-3	Indiana State	Fayetteville
3/11	W, 12-0	Missouri Western	Fayetteville
3/15	W, 6-0	Rice*	Fayetteville
3/15	W, 10-5	Rice*	Fayetteville
3/15	W, 15-7	Rice*	Fayetteville
3/16	W, 4-0	Iowa State	Fayetteville
3/17	W, 12-5	Western Illinois	Fayetteville
3/18	W, 7-2	Western Illinois	Fayetteville
3/19	W, 14-3	Wisconsin-Osh Kosh	Fayetteville
3/19	W, 4-3	Wisconsin-Osh Kosh	Fayetteville
3/21	L, 0-8	Texas*	Austin, Texas
3/22	W, 3-0	Texas*	Austin, Texas
3/22	L, 3-12	Texas*	Austin, Texas
3/23	W, 18-8	Evansville	Fayetteville
3/24	W, 4-0	Evansville	Fayetteville
3/25	W, 9-8	Evansville	Fayetteville
3/28	L, 0-6	Texas A&M*	Fayetteville
3/29	W, 10-0	Texas A&M*	Fayetteville
3/29	L, 2-5	Texas A&M*	Fayetteville
4/1	L, 9-11	Oklahoma State	Fayetteville
4/4	W, 15-6	Houston*	Houston, Texas
4/5	W, 3-2	Houston*	Houston, Texas
4/5	W, 10-6	Houston*	Houston, Texas
4/8	W, 6-2	SMS	Fayetteville
4/11	W, 20-3	Texas Tech*	Fayetteville
4/12	W, 9-4	Texas Tech*	Fayetteville
4/12	W, 8-3	Texas Tech*	Fayetteville
4/15	L, 7-8	Oklahoma State	Stillwater, Okla.
4/18	W, 13-3	TCU*	Fayetteville
4/20	W, 7-6	TCU*	Fayetteville
4/20	W, 6-5 (10)	TCU*	Fayetteville
4/21	W, 15-4	Northeastern (Okla.) St	Fayetteville
4/25	L, 8-10	Baylor*	Waco, Texas
4/26	L, 4-6	Baylor*	Waco, Texas
4/26	W, 10-7	Baylor*	Waco, Texas
4/30	W, 4-1	Missouri Southern	Fayetteville
5/2	W, 9-3	Murray State	Fayetteville
5/3	W, 2-2	Murray State	Fayetteville
5/8	W, 7-5	Oral Roberts	Fayetteville
5/9	W, 15-6	Oral Roberts	Tulsa, Okla.
5/11	W, 12-3	Wichita State	Wichita, Kan.
5/12	W, 9-8 (12)	Oral Roberts	Tulsa, Okla.
5/16	L, 0-4	Texas A&M!	College Station
5/22	W, 4-3	Oregon State+	Stillwater, Okla.

5/23 L, 0-2 Stanford+ Stillwater, Okla.
5/24 L, 0-1 Oregon State+ Stillwater, Okla.
* - SWC Game
! - SWC Tournament
+ - NCAA Midwest Regional

1987 (51-16-1; 17-4 2nd SWC)			
Date	Result	Opponent	Location
2/14	W, 3-1	Memphis	Memphis, Tenn.
2/14	T, 2-2	Memphis	Memphis, Tenn.
2/21	W, 21-5	Memphis	Fayetteville
2/22	W, 14-7	Memphis	Fayetteville
2/23	W, 4-3	Missouri Southern	Fayetteville
2/23	W, 13-10	Missouri Southern	Fayetteville
2/25	L, 4-6	Hawaii Pacific	Honolulu, Hawaii
2/26	W, 10-7	Hawaii Pacific	Honolulu, Hawaii
2/27	L, 4-8	Hawaii	Honolulu, Hawaii
2/28	L, 5-6 (10)	Hawaii	Honolulu, Hawaii
3/1	W, 9-7 (10)	Hawaii	Honolulu, Hawaii
3/2	W, 7-4	Hawaii	Honolulu, Hawaii
3/6	L, 3-4	Kansas State	Fayetteville
3/7	W, 12-7	Kansas State	Fayetteville
3/8	W, 13-4	North Texas	Fayetteville
3/9	W, 13-3	Lubbock Christian	Fayetteville
3/10	W, 20-10	Saint Louis	Fayetteville
3/11	W, 9-0	Saint Louis	Fayetteville
3/11	W, 15-5	Saint Louis	Fayetteville
3/13	W, 10-3	Northern Iowa	Fayetteville
3/14	W, 8-3	Western Kentucky	Fayetteville
3/15	W, 5-2	Western Kentucky	Fayetteville
3/15	L, 5-11	Washington State	Fayetteville
3/20	W, 17-10	Texas A&M*	College Station
3/21	W, 8-2	Texas A&M*	College Station
3/21	W, 7-3	Texas A&M*	College Station
3/25	L, 1-8	Oklahoma State	Stillwater, Okla.
3/27	L, 3-4	Houston*	Fayetteville
3/28	W, 10-3	Houston*	Fayetteville
3/28	W, 12-6	Houston*	Fayetteville
3/31	W, 11-2	Missouri-St. Louis	Fayetteville
3/31	W, 14-2	Missouri-St. Louis	Fayetteville
4/3	W, 2-0	Texas Tech*	Lubbock, Texas
4/4	W, 8-6	Texas Tech*	Lubbock, Texas
4/4	W, 9-0	Texas Tech*	Lubbock, Texas
4/7	W, 16-2	Evangel	Fayetteville
4/10	W, 9-7	TCU*	Fort Worth, Texas
4/11	L, 6-7	TCU*	Fort Worth, Texas
4/11	W, 13-7	TCU*	Fort Worth, Texas
4/15	W, 12-11	Oklahoma	Fayetteville
4/17	W, 5-3	Baylor*	Fayetteville
4/18	W, 8-0	Baylor*	Fayetteville
4/18	W, 6-5	Baylor*	Fayetteville
4/20	W, 12-1	School of Ozarks	Fayetteville
4/21	W, 9-8	Oklahoma State	Fayetteville
4/24	W, 4-3	Rice*	Houston, Texas
4/25	W, 5-1	Rice*	Houston, Texas
4/25	W, 3-0	Rice*	Houston, Texas



3/5	W, 9-5	Kansas State	Fayetteville
3/6	W, 10-1	North Texas	Fayetteville
3/7	W, 5-4	North Texas	Fayetteville
3/7	W, 6-5	North Texas	Fayetteville
3/9	W, 9-0	Benedictine	Fayetteville
3/12	L, 9-11	Indiana State	Fayetteville
3/12	L, 9-13	Indiana State	Fayetteville
3/13	W, 7-4	Nebraska	Fayetteville
3/13	L, 5-8	Nebraska	Fayetteville
3/16	W, 16-3	Wisconsin-Osh Kosh	Fayetteville
3/18	W, 4-2	Louisiana Tech	Shreveport, La.
3/19	L, 4-5	Oklahoma State	Shreveport, La.
3/20	W, 12-2	Centenary	Shreveport, La.
3/21	W, 6-0	Northern Iowa	Fayetteville
3/22	W, 17-0	Northern Iowa	Fayetteville
3/22	W, 15-2	Northern Iowa	Fayetteville
3/23	W, 13-5	Texas Wesleyan	Fayetteville
3/25	W, 5-0	Texas A&M*	Fayetteville
3/26	L, 1-6	Texas A&M*	Fayetteville
3/26	L, 6-8	Texas A&M*	Fayetteville
3/28	L, 6-9	Dallas Baptist	Fayetteville
4/1	L, 2-8	Houston*	Houston, Texas
4/2	W, 16-7	Houston*	Houston, Texas
4/2	L, 5-6 (10)	Houston*	Houston, Texas
4/5	W, 13-8	Evangel	Fayetteville
4/8	W, 7-6 (10)	Texas Tech*	Fayetteville
4/9	L, 8-11	Texas Tech*	Fayetteville
4/9	W, 5-4	Texas Tech*	Fayetteville
4/11	W, 6-5	Oklahoma State	Stillwater, Okla.
4/12	L, 3-11	Oklahoma	Norman, Okla.
4/15	W, 3-2	TCU*	Fayetteville
4/16	L, 1-3	TCU*	Fayetteville
4/16	W, 3-2	TCU*	Fayetteville
4/18	W, 16-3	Southwest Baptist	Fayetteville
4/22	W, 4-2	Baylor*	Waco, Texas
4/23	L, 5-7	Baylor*	Waco, Texas
4/23	W, 11-10	Baylor*	Waco, Texas
4/25	W, 10-5	Southeastern St.	Fayetteville
4/26	W, 15-13	Southeastern St.	Fayetteville
4/27	W, 8-6	Missouri	Fayetteville
5/7	W, 5-0	Texas*	Austin, Texas
5/8	L, 1-8	Texas*	Austin, Texas
5/8	L, 2-15	Texas*	Austin, Texas
5/10	L, 5-9	SMS	Springfield, Mo.
5/13	W, 6-1	Rice*	Fayetteville
5/14	W, 10-1	Rice*	Fayetteville
5/14	W, 9-8	Rice*	Fayetteville
5/15	W, 18-7	Oral Roberts	Fayetteville
5/16	L, 3-11	Oral Roberts	Tulsa, Okla.
5/19	L, 3-4	Texas A&M!	Fayetteville
5/20	L, 1-7	Texas!	Fayetteville
5/27	L, 3-8	Loyola Marymount+	Stillwater
5/28	L, 7-13	Oklahoma State+	Stillwater

4/8	W, 8-6	TCU*	Fort Worth, Texas
4/8	W, 11-3	TCU*	Fort Worth, Texas
4/9	W, 11-1	Southeastern (Okla.) St	Fayetteville
4/10	L, 8-10	Dallas Baptist	Fayetteville
4/11	W, 7-4	Missouri	Columbia, Mo.
4/14	W, 8-4	Baylor*	Fayetteville
4/15	W, 9-1	Baylor*	Fayetteville
4/15	W, 10-3	Baylor*	Fayetteville
4/19	W, 9-8	Northeastern (Okla.) St	Fayetteville
4/21	W, 10-2	Rice*	Houston, Texas
4/22	L, 1-3	Rice*	Houston, Texas
4/22	W, 8-4	Rice*	Houston, Texas
4/26	L, 2-3	Oklahoma	Fayetteville
4/28	L, 4-5	Texas*	Fayetteville
4/29	W, 8-4	Texas*	Fayetteville
4/29	W, 14-7	Texas*	Fayetteville
4/30	W, 9-4	Kansas State	Fayetteville
5/1	L, 2-7	Kansas State	Fayetteville
5/5	W, 11-9 (16)	Texas A&M*	College Station
5/6	L, 2-3	Texas A&M*	College Station
5/7	L, 0-9	Texas A&M*	College Station
5/10	W, 10-6	Oklahoma State	Fayetteville
5/18	L, 3-8	Texas!	College Station, Texas
5/19	W, 5-4	Houston!	College Station, Texas
5/20	L, 1-9	Texas!	College Station, Texas
5/25	L, 5-7	Le Moyne+	Waterbury, Conn.
5/26	W, 8-2	George Wa.+	Waterbury, Conn.
5/28	W, 9-2	Illinois+	Waterbury, Conn.
5/29	W, 1-0	Arizona St.+	Waterbury, Conn.
5/29	W, 6-5	Le Moyne+	Waterbury, Conn.
6/2	L, 1-3	Wichita State#	Omaha, Neb.
6/4	W, 7-3	North Carolina#	Omaha, Neb.
6/6	L, 4-8	Wichita State#	Omaha, Neb.

1990 (47-15; 16-5 1st SWC)
Norm DeBryin

Date	Result	Opponent	Location
2/16	W, 12-6	Missouri Southern	Fayetteville
2/17	W, 2-1	Kansas State	Fayetteville
2/17	W, 5-1	Kansas State	Fayetteville
2/18	L, 4-5	Kansas State	Fayetteville
2/24	L, 4-10	Kansas	Fayetteville
2/25	W, 3-2	Kansas	Fayetteville
3/2	W, 12-11	SMS	Fayetteville
3/3	W, 14-4	Saint Louis	Fayetteville
3/3	W, 10-7	Saint Louis	Fayetteville
3/4	W, 9-1	Northwood Inst.	Fayetteville
3/8	W, 17-9	Northwest Mo. St.	Fayetteville
3/9	W, 8-1	Wisconsin	Fayetteville
3/9	L, 4-6	Wisconsin	Fayetteville
3/10	W, 9-0	Wisconsin	Fayetteville
3/10	W, 16-2	Wisconsin	Fayetteville
3/12	W, 5-1	George Washington	Fresno, Calif.
3/13	L, 5-6	BYU	Fresno, Calif.
3/14	W, 7-4	Gonzaga	Fresno, Calif.
3/15	W, 14-0	Maine	Fresno, Calif.
3/16	W, 9-2	Eastern Michigan	Fresno, Calif.
3/17	W, 6-4	Fresno State	Fresno, Calif.
3/19	W, 7-5	Wisconsin-Osh Kosh	Fayetteville
3/20	W, 13-2	Wisconsin-Osh Kosh	Fayetteville
3/21	W, 6-3	Louisiana Tech	Fayetteville
3/21	W, 4-1	Louisiana Tech	Fayetteville
3/21	W, 6-1	Houston*	Houston, Texas
3/24	W, 6-4	Houston*	Houston, Texas
3/24	L, 0-6	Houston*	Houston, Texas
3/27	W, 8-3	Evangel	Fayetteville
3/30	W, 6-5	Texas Tech*	Fayetteville
3/31	W, 7-6	Texas Tech*	Fayetteville
3/31	W, 12-4	Texas Tech*	Fayetteville
4/1	W, 4-2	Indiana State	Fayetteville
4/4	L, 1-5	School of Ozarks	Fayetteville
4/6	W, 10-3	TCU*	Fayetteville
4/7	W, 4-3	TCU*	Fayetteville
4/7	W, 7-3	TCU*	Fayetteville
4/8	W, 9-5	Centenary	Fayetteville
4/13	W, 13-3	Baylor*	Waco, Texas
4/14	L, 1-2	Baylor*	Waco, Texas
4/14	W, 3-2	Baylor*	Waco, Texas
4/16	W, 10-6	Dallas Baptist	Fayetteville
4/17	W, 12-5	Northeastern State	Fayetteville
4/18	W, 7-2	SMS	Fayetteville
4/20	W, 9-1	Rice*	Fayetteville
4/21	L, 1-2 (11)	Rice*	Fayetteville
4/21	W, 6-5	Rice*	Fayetteville
4/23	W, 10-3	Oral Roberts	Fayetteville
4/24	W, 7-5	Oklahoma St.	Stillwater, Okla.
4/27	W, 13-11	Texas*	Austin, Texas
4/28	L, 3-4	Texas*	Austin, Texas
4/28	W, 6-5	Texas*	Austin, Texas
5/5	L, 3-4	Texas A&M*	Fayetteville

1991 (40-22; 10-11 T-4th SWC)
Norm DeBryin

Date	Result	Opponent	Location
2/12	W, 6-2	Northeastern (Okla.) St	Fayetteville
2/15	W, 7-5	Missouri Southern	Fayetteville
2/16	L, 0-6	Kansas State	Fayetteville
2/16	W, 3-2	Kansas State	Fayetteville
2/17	W, 3-2 (10)	Kansas State	Fayetteville
2/19	W, 15-5	School of Ozarks	Fayetteville
2/21	W, 2-1	Oral Roberts	Fayetteville
2/22	W, 8-1	Kansas	Fayetteville
2/23	W, 6-5	Kansas	Fayetteville
2/24	W, 17-3	Kansas	Fayetteville
2/27	W, 12-2	Hawaii Pacific	Honolulu, Hawaii
2/28	W, 5-4	Hawaii Pacific	Honolulu, Hawaii
3/1	L, 3-9	Hawaii	Honolulu, Hawaii
3/2	W, 17-9	Hawaii	Honolulu, Hawaii
3/2	L, 1-2	Hawaii	Honolulu, Hawaii
3/6	W, 4-3	Nebraska	Fayetteville
3/6	L, 3-5	Nebraska	Fayetteville
3/8	L, 3-4	Rice*	Houston, Texas
3/9	W, 8-4	Rice*	Houston, Texas
3/9	L, 8-9	Rice*	Houston, Texas
3/11	W, 6-5	Eastern Michigan	Fayetteville
3/12	W, 12-4	Eastern Michigan	Fayetteville
3/13	W, 7-5	Northwest Missouri St	Fayetteville
3/14	W, 8-3	New Mexico St.	Shreveport, La.
3/15	L, 2-3	New Orleans	Shreveport, La.
3/16	L, 2-11	La-Lafayette	Shreveport, La.
3/17	W, 7-1	Centenary	Shreveport, La.
3/18	W, 3-0	Wisconsin-Osh Kosh	Fayetteville
3/19	L, 5-9	Oklahoma State	Stillwater, Okla.
3/20	W, 11-2	Oklahoma	Norman, Okla.
3/22	L, 3-9	Texas A&M*	College Station
3/23	L, 0-2	Texas A&M*	College Station
3/23	W, 7-4	Texas A&M*	College Station
3/27	W, 14-2	Lamar	Fayetteville
3/28	W, 6-5	Lamar	Fayetteville
3/29	L, 3-4	Houston*	Fayetteville
3/30	W, 6-2	Houston*	Fayetteville
3/30	L, 5-6	Houston*	Fayetteville
4/2	W, 10-0	Evangel	Fayetteville
4/5	L, 1-4	Texas Tech*	Lubbock, Texas
4/6	W, 18-10	Texas Tech*	Lubbock, Texas
4/6	W, 6-2	Texas Tech*	Lubbock, Texas
4/8	W, 6-2	Central Oklahoma	Fayetteville
4/9	W, 9-4	Oklahoma State	Fayetteville
4/12	L, 1-4	TCU*	Fort Worth, Texas
4/13	W, 12-2	TCU*	Fort Worth, Texas
4/14	W, 12-6	TCU*	Fort Worth, Texas
4/16	L, 3-11	Missouri	Columbia, Mo.
4/19	W, 13-5	Baylor*	Fayetteville
4/20	W, 7-6	Baylor*	Fayetteville
4/20	L, 6-7	Baylor*	Fayetteville
4/22	L, 4-7	Dallas Baptist	Fayetteville
4/24	W, 1-0	SMS	Fayetteville
4/26	L, 3-7	Indiana State	Terre Haute, Ind.
4/27	W, 6-5	Indiana State	Terre Haute, Ind.
4/27	W, 8-3	Indiana State	Terre Haute, Ind.
4/30	L, 4-6	SMS	Springfield, Mo.
5/3	L, 2-4	Texas*	Fayetteville
5/4	L, 2-3	Texas*	Fayetteville
5/4	W, 4-2	Texas*	Fayetteville
5/11	W, 10-1	Wichita State	Fayetteville
5/12	W, 6-5	Wichita State	Fayetteville


1992 (31-26; 10-13 3rd SEC West)
Norm DeBryin

Date	Result	Opponent	Location
2/14	W, 12-1	Missouri Southern	Fayetteville
2/15	L, 13-18	Kansas State	Fayetteville
2/15	W, 13-0	Kansas State	Fayetteville
2/16	W, 19-9	Kansas State	Fayetteville
2/21	L, 13-5	Kansas	Fayetteville
2/22	L, 4-7	Kansas	Fayetteville
2/23	L, 1-4	Kansas	Fayetteville
2/28	W, 9-1	Central Missouri St	Fayetteville
2/29	W, 6-5 (11)	Northwestern State	Fayetteville
3/1	W, 7-2	Northwestern State	Fayetteville
3/4	W, 15-8	SMS	Fayetteville

5/5	W, 6-2	Texas A&M*	Fayetteville
5/6	W, 13-4	Texas A&M*	Fayetteville
5/12	W, 6-4	Wichita State	Wichita, Kan.
5/13	L, 0-3	Wichita State	Wichita, Kan.
5/17	W, 7-5	Rice!	Austin, Texas
5/18	L, 4-11	Texas!	Austin, Texas
5/19	L, 1-7	Houston!	Austin, Texas
5/25	L, 5-8	Fordham+	Wichita, Kan.
5/26	L, 6-7	Wichita State+	Wichita, Kan.

1991 (40-22; 10-11 T-4th SWC)
Norm DeBryin

Date	Result	Opponent	Location
2/12	W, 6-2	Northeastern (Okla.) St	Fayetteville
2/15	W, 7-5	Missouri Southern	Fayetteville
2/16	L, 0-6	Kansas State	Fayetteville
2/16	W, 3-2	Kansas State	Fayetteville
2/17	W, 3-2 (10)	Kansas State	Fayetteville
2/19	W, 15-5	School of Ozarks	Fayetteville
2/21	W, 2-1	Oral Roberts	Fayetteville
2/22	W, 8-1	Kansas	Fayetteville
2/23	W, 6-5	Kansas	Fayetteville
2/24	W, 17-3	Kansas	Fayetteville
2/27	W, 12-2	Hawaii Pacific	Honolulu, Hawaii
2/28	W, 5-4	Hawaii Pacific	Honolulu, Hawaii
3/1	L, 3-9	Hawaii	Honolulu, Hawaii
3/2	W, 17-9	Hawaii	Honolulu, Hawaii
3/2	L, 1-2	Hawaii	Honolulu, Hawaii
3/6	W, 4-3	Nebraska	Fayetteville
3/6	L, 3-5	Nebraska	Fayetteville
3/8	L, 3-4	Rice*	Houston, Texas
3/9	W, 8-4	Rice*	Houston, Texas
3/9	L, 8-9	Rice*	Houston, Texas
3/11	W, 6-5	Eastern Michigan	Fayetteville
3/12	W, 12-4	Eastern Michigan	Fayetteville
3/13	W, 7-5	Northwest Missouri St	Fayetteville
3/14	W, 8-3	New Mexico St.	Shreveport, La.
3/15	L, 2-3	New Orleans	Shreveport, La.
3/16	L, 2-11	La-Lafayette	Shreveport, La.
3/17	W, 7-1	Centenary	Shreveport, La.
3/18	W, 3-0	Wisconsin-Osh Kosh	Fayetteville
3/19	L, 5-9	Oklahoma State	Stillwater, Okla.
3/20	W, 11-2	Oklahoma	Norman, Okla.
3/22	L, 3-9	Texas A&M*	College Station
3/23	L, 0-2	Texas A&M*	College Station
3/23	W, 7-4	Texas A&M*	College Station
3/27	W, 14-2	Lamar	Fayetteville
3/28	W, 6-5	Lamar	Fayetteville
3/29	L, 3-4	Houston*	Fayetteville
3/30	W, 6-2	Houston*	Fayetteville
3/30	L, 5-6	Houston*	Fayetteville
4/2	W, 10-0	Evangel	Fayetteville
4/5	L, 1-4	Texas Tech*	Lubbock, Texas
4/6	W, 18-10	Texas Tech*	Lubbock, Texas
4/6	W, 6-2	Texas Tech*	Lubbock, Texas
4/8	W, 6-2	Central Oklahoma	Fayetteville
4/9	W, 9-4	Oklahoma State	Fayetteville
4/12	L, 1-4	TCU*	Fort Worth, Texas
4/13	W, 12-2	TCU*	Fort Worth, Texas
4/14	W, 12-6	TCU*	Fort Worth, Texas
4/16	L, 3-11	Missouri	Columbia, Mo.
4/19	W, 13-5	Baylor*	Fayetteville
4/20	W, 7-6	Baylor*	Fayetteville
4/20	L, 6-7	Baylor*	Fayetteville
4/22	L, 4-7	Dallas Baptist	Fayetteville
4/24	W, 1-0	SMS	Fayetteville
4/26	L, 3-7	Indiana State	Terre Haute, Ind.
4/27	W, 6-5	Indiana State	Terre Haute, Ind.
4/27	W, 8-3	Indiana State	Terre Haute, Ind.
4/30	L, 4-6	SMS	Springfield, Mo.
5/3	L, 2-4	Texas*	Fayetteville
5/4	L, 2-3	Texas*	Fayetteville
5/4	W, 4-2	Texas*	Fayetteville
5/11	W, 10-1	Wichita State	Fayetteville
5/12	W, 6-5	Wichita State	Fayetteville



Phillip Stidham was a dominating player for the Razorbacks in the late '80s and early '90s. He was a freshman All-American in 1989 and three-time All-SWC selection.

3/6	W, 14-3	Illinois State	Fayetteville
3/7	W, 6-5 (10)	Illinois State	Fayetteville
3/8	W, 15-4	Illinois State	Fayetteville
3/12	L, 1-6	Gonzaga	Seattle, Wash.
3/13	L, 4-8	Washington State	Seattle, Wash.</

ALL-TIME RESULTS


ARKANSAS BASEBALL

3/27	W, 7-2	Georgia*	Fayetteville
3/27	W, 11-1	Georgia*	Fayetteville
3/28	W, 5-4 (10)	Georgia*	Fayetteville
3/30	W, 4-3	Wichita State	Fayetteville
3/31	W, 13-5	Oral Roberts	Fayetteville
4/3	L, 11-18	South Carolina*	Columbia, S.C.
4/3	L, 1-8	South Carolina*	Columbia, S.C.
4/4	L, 3-5	South Carolina*	Columbia, S.C.
4/5	L, 1-9	Wichita State	Wichita, Kan.
4/9	W, 1-0	Kentucky*	Fayetteville
4/10	L, 3-9	Kentucky*	Fayetteville
4/10	W, 8-4	Kentucky*	Fayetteville
4/17	W, 8-7	Auburn*	Auburn, Ala.
4/17	L, 1-6	Auburn*	Auburn, Ala.
4/18	L, 3-8	Auburn*	Auburn, Ala.
4/19	W, 4-1	Oklahoma State	Fayetteville
4/20	W, 16-1	Oral Roberts	Tulsa, Okla.
4/21	L, 7-9	Northeastern (Okla.) St	Fayetteville
4/24	L, 0-3	LSU*	Fayetteville
4/24	L, 2-4	LSU*	Fayetteville
4/25	L, 2-8	LSU*	Fayetteville
4/26	L, 1-4	Oklahoma State	Stillwater, Okla.
4/28	L, 10-11	SMS	Springfield, Mo.
5/1	L, 3-5	Mississippi State*	Fayetteville
5/1	L, 4-6	Mississippi State*	Fayetteville
5/2	W, 8-3	Mississippi State*	Fayetteville
5/8	L, 2-4	Alabama*	Tuscaloosa, Ala.
5/8	W, 8-1	Alabama*	Tuscaloosa, Ala.
5/9	L, 1-10	Alabama*	Tuscaloosa, Ala.
5/12	W, 5-1	Lamar	Fayetteville
5/13	W, 12-10	Lamar	Fayetteville
5/13	L, 7-14	Lamar	Fayetteville
5/15	W, 8-7	Ole Miss*	Oxford, Miss.
5/15	W, 5-1	Ole Miss*	Oxford, Miss.
5/16	L, 1-3	Ole Miss*	Oxford, Miss.
5/20	W, 5-2	Mississippi St.!	Baton Rouge, La.
5/21	L, 1-3	Auburn!	Baton Rouge, La.
5/22	L, 7-13	LSU!	Baton Rouge, La.

* - SEC Game
! - SEC Tournament

1994 (30-27; 13-13 4th SEC West)

Date	Result	Opponent	Location
2/11	L, 3-7	TCU	Fort Worth, Texas
2/12	L, 4-21	TCU	Fort Worth, Texas
2/13	L, 4-6 (13)	TCU	Fort Worth, Texas
2/18	L, 3-5	Kansas	Fayetteville
2/19	L, 2-4	Kansas	Fayetteville
2/20	W, 5-3	Kansas	Fayetteville
2/22	W, 15-6	Southwest Baptist	Fayetteville
2/25	W, 22-4	Kansas State	Fayetteville
2/26	L, 10-11	Kansas State	Fayetteville
2/27	W, 4-1	Kansas State	Fayetteville
3/2	W, 10-3	Missouri Southern	Fayetteville
3/4	W, 13-6	Southwestern (Okla.) State	Fayetteville
3/5	W, 11-5	Centenary	Fayetteville
3/6	W, 13-1	Centenary	Fayetteville
3/11	W, 4-2	Southern Miss	Fayetteville
3/12	W, 16-9	Southern Miss	Fayetteville
3/13	L, 8-9 (10)	Southern Miss	Fayetteville
3/15	W, 10-5	Oklahoma State	Fayetteville
3/16	W, 7-1	Memphis	Fayetteville
3/17	W, 6-3	Memphis	Fayetteville
3/19	L, 3-9	UNLV	Las Vegas, Nev.
3/20	L, 4-7 (11)	UNLV	Las Vegas, Nev.
3/21	L, 7-8	UNLV	Las Vegas, Nev.
3/23	W, 13-9	Oklahoma State	Stillwater, Okla.



Allen Williams was Arkansas' first All-SEC performer, earning the honor in 1992 and 1994.

2015 RAZORBACKS

2014 REVIEW

THE UNIVERSITY

3/25	L, 4-8	Tennessee*	Fayetteville
3/26	L, 11-12 (10)	Tennessee*	Fayetteville
3/27	W, 17-11	Tennessee*	Fayetteville
3/30	L, 7-8	Oral Roberts	Tulsa, Okla.
3/31	W, 7-4	Oral Roberts	Fayetteville
4/1	W, 6-0	Vanderbilt*	Nashville, Tenn.
4/2	W, 12-7	Vanderbilt*	Nashville, Tenn.
4/3	W, 7-5	Vanderbilt*	Nashville, Tenn.
4/6	L, 2-11	Oklahoma	Norman, Okla.
4/8	L, 2-5	Florida*	Gainesville, Fla.
4/9	L, 7-8	Florida*	Gainesville, Fla.
4/10	L, 2-3 (11)	Florida*	Gainesville, Fla.
4/12	L, 1-3	Oral Roberts	Tulsa, Okla.
4/15	W, 7-6	Auburn*	Fayetteville
4/16	L, 3-6	Auburn*	Fayetteville
4/17	W, 10-0	Auburn*	Fayetteville
4/19	W, 16-7	SMS	Springfield, Mo.
4/20	L, 2-12	Oral Roberts	Fayetteville
4/23	L, 3-11	LSU*	Baton Rouge, La.
4/23	L, 4-16	LSU*	Baton Rouge, La.
4/24	W, 6-5	LSU*	Baton Rouge, La.
4/27	W, 4-0	Northeastern (Okla.) State	Fayetteville
4/29	L, 9-10	Mississippi St.*	Starkville, Miss.
4/30	W, 12-11	Mississippi St.*	Starkville, Miss.
5/1	W, 14-4	Mississippi St.*	Starkville, Miss.
5/6	W, 6-5	Alabama*	Fayetteville
5/7	W, 14-6	Alabama*	Fayetteville
5/8	W, 7-3	Alabama*	Fayetteville
5/13	L, 6-12	Ole Miss*	Fayetteville
5/14	L, 2-7	Ole Miss*	Fayetteville
5/15	W, 8-5	Ole Miss*	Fayetteville
5/19	L, 1-3	Auburn!	Oxford, Miss.
5/20	L, 4-6	LSU!	Oxford, Miss.

* - SEC Game
! - SEC Western Division Tournament

1995 (38-23; 13-15 5th SEC West)

Date	Result	Opponent	Location
2/10	W, 5-4	Missouri Southern	Fayetteville
2/17	W, 12-10	Kansas	Fayetteville
2/18	W, 8-2	Kansas	Fayetteville
2/19	W, 8-6	Kansas	Fayetteville
2/21	W, 10-1	Southwest Baptist	Fayetteville
2/24	W, 8-5	Evansville	Fayetteville
2/25	W, 6-5	Evansville	Fayetteville
2/26	L, 2-3	Evansville	Fayetteville
3/4	W, 9-7	TCU	Fayetteville
3/5	W, 8-4	TCU	Fayetteville
3/5	W, 3-2	TCU	Fayetteville
3/8	W, 9-8	Central Missouri St	Fayetteville
3/10	W, 10-1	Southern Miss.	Hattiesburg, Miss.
3/11	L, 3-4 (12)	Southern Miss.	Hattiesburg, Miss.
3/12	W, 8-2	Southern Miss.	Hattiesburg, Miss.
3/15	W, 7-4	Wisconsin-Osh Kosh	Fayetteville
3/17	W, 5-4	Oregon State	San Jose, Calif.
3/17	W, 10-3	Santa Clara	San Jose, Calif.
3/18	W, 12-8	San Jose State	San Jose, Calif.
3/19	W, 7-4	San Jose State	San Jose, Calif.
3/20	L, 6-18	Oklahoma State	Stillwater, Okla.
3/21	W, 7-0	Oral Roberts	Tulsa, Okla.
3/22	L, 9-22	Oklahoma State	Fayetteville
3/24	L, 0-7	Tennessee*	Knoxville, Tenn.
3/25	L, 4-5 (12)	Tennessee*	Knoxville, Tenn.
3/26	L, 4-5	Tennessee*	Knoxville, Tenn.
3/29	W, 11-0	Northeastern (Okla.) St	Fayetteville
3/31	W, 10-7	Vanderbilt*	Fayetteville
4/1	W, 15-5	Vanderbilt*	Fayetteville
4/2	L, 6-7 (10)	Vanderbilt*	Fayetteville
4/4	W, 8-2 (11)	Oral Roberts	Tulsa, Okla.
4/5	L, 1-5	Wichita State	Wichita, Kan.
4/7	W, 5-4	Florida*	Fayetteville
4/8	W, 13-5	Florida*	Fayetteville
4/9	L, 2-5	Florida*	Fayetteville
4/12	W, 10-6	Southeast Mo. St.	Fayetteville
4/14	L, 1-7	Auburn*	Auburn, Ala.
4/15	L, 1-3	Auburn*	Auburn, Ala.
4/16	L, 7-11	Auburn*	Auburn, Ala.
4/21	L, 3-10	LSU*	Fayetteville
4/23	L, 7-13	LSU*	Fayetteville
4/23	W, 5-3	LSU*	Fayetteville
4/25	L, 0-5	Oral Roberts	Tulsa, Okla.
4/26	W, 9-1	Oral Roberts	Fayetteville
4/28	W, 16-1	Mississippi State*	Fayetteville
4/29	W, 10-9	Mississippi State*	Fayetteville
4/30	W, 12-7	Mississippi State*	Fayetteville
5/2	W, 5-2	Northwestern State	Fayetteville
5/5	W, 12-4	Alabama*	Tuscaloosa, Ala.
5/6	W, 9-3	Alabama*	Tuscaloosa, Ala.
5/7	L, 4-7	Alabama*	Tuscaloosa, Ala.
5/12	L, 1-3	Ole Miss*	Oxford, Miss.
5/13	L, 2-11	Ole Miss*	Oxford, Miss.
5/14	W, 5-4	Ole Miss*	Oxford, Miss.
5/15	W, 1-0	Memphis	Memphis, Tenn.

5/18	W, 5-2	Ole Miss!	Starkville, Miss.
5/19	W, 5-2	Alabama!	Starkville, Miss.
5/20	L, 7-8	Alabama!	Starkville, Miss.
5/21	L, 6-7	LSU!	Starkville, Miss.
5/27	L, 3-10	Stanford+	Wichita, Kan.
5/28	L, 10-14	Texas Tech+	Wichita, Kan.

W - SEC Game
! - SEC Western Division Tournament
+ - NCAA Midwest I Regional


1996 (39-20; 15-15 4th SEC West)

Date	Result	Opponent	Location
2/7	W, 15-2	Missouri Southern	Fayetteville
2/10	W, 9-6	Texas-San Antonio	San Antonio
2/10	W, 10-7	Texas-San Antonio	San Antonio
2/11	W, 18-1	Texas-San Antonio	San Antonio
2/13	W, 11-9	Oklahoma City	Fayetteville
2/16	W, 13-6	N. Western St.	Natchitoches, La.
2/17	W, 14-5	N. Western St.	Natchitoches, La.
2/18	W, 10-5	N. Western St.	Natchitoches, La.
2/20	W, 19-7	Oral Roberts	Fayetteville
2/21	W, 6-0	SMS	Springfield, Mo.
2/23	W, 7-6 (10)	Kansas State	Fayetteville
2/24	W, 9-5	Kansas State	Fayetteville
2/25	W, 11-3	Kansas State	Fayetteville
2/27	W, 9-8	Oklahoma	Fayetteville
3/1	W, 14-0	Iowa State	Fayetteville
3/2	W, 21-5	Iowa State	Fayetteville
3/3	W, 12-2	Iowa State	Fayetteville
3/5	W, 10-5	Pittsburg State	Fayetteville
3/9	L, 3-9	Tennessee*	Fayetteville
3/9	L, 3-4	Tennessee*	Fayetteville
3/10	W, 15-3	Tennessee*	Fayetteville
3/13	W, 5-0	Wichita State	Fayetteville
3/15	L, 2-5	Vanderbilt*	Fayetteville
3/16	W, 6-3	Vanderbilt*	Fayetteville
3/17	W, 16-11	Vanderbilt*	Fayetteville
3/18	L, 3-8	Kansas	Lawrence, Kan.
3/23	W, 16-9	Kentucky*	Lexington, Ky.
3/23	L, 5-6	Kentucky*	Lexington, Ky.
3/24	W, 7-5	Kentucky*	Lexington, Ky.
3/26	W, 8-3	Southeast Mo. St.	Fayetteville
3/29	W, 8-1	South Carolina*	Fayetteville
3/30	W, 2-1	South Carolina*	Fayetteville
3/31	L, 2-13	South Carolina*	Fayetteville
4/2	W, 3-2	Oral Roberts	Tulsa, Okla.
4/5	L, 3-7	Georgia*	Athens, Ga.
4/6	W, 4-3	Georgia*	Athens, Ga.
4/7	L, 6-7	Georgia*	Athens, Ga.
4/10	L, 7-8 (10)	Oral Roberts	Tulsa, Okla.
4/13	W, 9-2	Auburn*	Fayetteville
4/13	W, 9-6	Auburn*	Fayetteville
4/14	L, 2-4	Auburn*	Fayetteville
4/16	W, 4-2	Missouri Southern	Fayetteville
4/19	W, 3-2	LSU*	Baton Rouge, La.
4/20	L, 4-11	LSU*	Baton Rouge, La.
4/21	L, 4-9	LSU*	Baton Rouge, La.
4/24	W, 18-5	Oral Roberts	Fayetteville
4/26	L, 6-8	Mississippi St.*	Starkville, Miss.
4/27	W, 6-10	Mississippi St.*	Starkville, Miss.
4/28	L, 6-2	Mississippi St.*	Starkville, Miss.
5/1	W, 7-3	Northeastern (Okla.) St	Fayetteville
5/3	W, 9-3	Alabama*	Fayetteville
5/4	L, 3-7	Alabama*	Fayetteville
5/5	L, 2-3	Alabama*	Fayetteville
5/10	W, 18-4	Ole Miss*	Oxford, Miss.
5/11	L, 2-3	Ole Miss*	Oxford, Miss.
5/12	W, 8-3	Ole Miss*	Oxford, Miss.
5/15	L, 5-7	Kentucky!	Birmingham, Ala.
5/23	L, 5-6	Oklahoma St.+	Lubbock, Texas
5/24	L, 5-15	Southern Cal+	Lubbock, Texas

W - SEC Game
! - SEC Tournament
+ - NCAA Central II Regional

1997 (36-20; 15-14 5th SEC West)

Date	Result	Opponent	Location
2/9	W, 10-6	Louisiana-Monroe	Fayetteville
2/11	W, 24-1	Missouri Southern	Fayetteville
2/14	W, 26-6	Iowa	Arlington, Texas
2/15	L, 6-7	Kansas State	Arlington, Texas
2/16	W, 11-1	Texas-Arlington	Arlington, Texas
2/19	W, 14-6	Oklahoma City	Fayetteville
2/22	W, 8-4	Texas-San Antonio	Fayetteville
2/22	W, 13-5	Texas-San Antonio	Fayetteville
2/23	L, 2-7	Texas-San Antonio	Fayetteville
2/28	W, 6-4	Navy	Millington, Texas
2/28	L, 5-8	Notre Dame	Millington, Texas
3/4	W, 22-6	Central Mo. State	Fayetteville
3/7	L, 3-5	Tennessee*	Knoxville, Tenn.
3/8	L, 10-13	Tennessee*	Knoxville, Tenn.
3/9	L, 12-13	Tennessee*	Knoxville, Tenn.
3/10	W, 21-11	Iowa State	Fayetteville




Ryan Lundquist is Arkansas' single-season home run leader with 24 in 1997.

3/14	W, 13-4	Vanderbilt*	Nashville, Tenn.
3/15	L, 10-13 (12)	Vanderbilt*	Nashville, Tenn.
3/16	W, 18-5	Vanderbilt*	Nashville, Tenn.
3/18	W, 8-5	Kansas	Fayetteville
3/19	L, 2-8	Kansas	Fayetteville
3/21	L, 5-11	Kentucky*	Fayetteville
3/22	W, 9-8 (10)	Kentucky*	Fayetteville
3/23	W, 11-4	Kentucky*	Fayetteville
3/25	W, 5-4	Northwestern State	Fayetteville
3/26	W, 13-8	Northwestern State	Fayetteville
3/28	W, 11-8	South Carolina*	Columbia, S.C.
3/29	L, 9-14	South Carolina*	Columbia, S.C.
3/30	W, 30-7	South Carolina*	Columbia, S.C.
4/1	W, 4-3	Missouri	Fayetteville
4/2	W, 12-8	Missouri Southern	Fayetteville
4/5	W, 11-2	Georgia*	Fayetteville
4/5	W, 15-6	Georgia*	Fayetteville
4/6	W, 17-8	Georgia*	Fayetteville
4/9	W, 8-0	Louisiana Tech	Fayetteville
4/9	W, 3-2	Louisiana Tech	Fayetteville
4/11	W, 14-13 (10)	Ole Miss*	Fayetteville
4/12	W, 12-7	Ole Miss*	Fayetteville
4/13	W, 8-6	Ole Miss*	Fayetteville
4/15	W, 8-6	Missouri	Columbia, Mo.
4/16	W, 24-3	Northeastern St.	Fayetteville
4/18	L, 4-11	Auburn*	Auburn, Ala.
4/19	W, 9-5	Auburn*	Auburn, Ala.
4/20	L, 3-12	Auburn*	Auburn, Ala.
4/22	W, 11-6	Oral Roberts	Tulsa, Okla.
4/23	W, 15-5	Oral Roberts	Fayetteville
4/25	L, 10-11	Alabama*	Tuscaloosa, Ala.
4/26	L, 2-13	Alabama*	Tuscaloosa, Ala.
4/29	L, 7-9 (10)	Wichita State	Wichita, Kan.
5/2	L, 8-13	LSU*	Fayetteville
5/3	L, 5-11	LSU*	Fayetteville
5/4	W, 16-1	LSU*	Fayetteville
5/9	W, 8-5	Mississippi State*	Fayetteville
5/10	L, 5-13	Mississippi State*	Fayetteville
5/11	L, 10-17	Mississippi State*	Fayetteville
5/14	L, 3-7	Auburn!	Columbus, Ga.

* - SEC Game
! - SEC Tournament

1998 (38-21; 13-14 5th SEC West)

Date



Norm DeBrynn accepting the 1999 SEC Championship trophy after his Razorbacks posted a 22-8 record in conference play for their first SEC crown.

3/18	W, 12-7	Kansas	Lawrence, Kan.
3/20	L, 5-9	LSU*	Baton Rouge, La.
3/21	L, 3-6	LSU*	Baton Rouge, La.
3/22	L, 6-27	LSU*	Baton Rouge, La.
3/24	W, 4-2	Central Michigan	Fayetteville
3/25	W, 7-2	Central Michigan	Fayetteville
3/27	W, 12-10	Ole Miss*	Oxford, Miss.
3/28	W, 16-8	Ole Miss*	Oxford, Miss.
3/29	L, 10-13	Ole Miss*	Oxford, Miss.
3/31	W, 19-8	Louisiana Tech	Fayetteville
4/1	L, 3-7	Oklahoma State	Tulsa, Okla.
4/3	W, 11-8	Alabama*	Fayetteville
4/4	L, 1-9	Alabama*	Fayetteville
4/5	L, 3-5	Alabama*	Fayetteville
4/7	W, 5-3	Long Beach State	Fayetteville
4/8	W, 12-9	Long Beach State	Fayetteville
4/10	L, 2-11	Auburn*	Fayetteville
4/11	L, 5-6	Auburn*	Fayetteville
4/12	W, 4-2	Auburn*	Fayetteville
4/15	W, 19-7	Oral Roberts	Fayetteville
4/17	W, 11-8	Tennessee*	Knoxville, Tenn.
4/21	W, 11-2	Missouri Southern	Fayetteville
4/22	W, 8-5	Oral Roberts	Tulsa, Okla.
4/24	W, 17-1	Kentucky*	Lexington, Ky.
4/25	L, 5-15	Kentucky*	Lexington, Ky.
4/26	L, 3-4	Kentucky*	Lexington, Ky.
4/28	W, 16-5	Wichita State	Fayetteville
5/1	L, 6-7	Florida*	Fayetteville
5/2	L, 9-13	Florida*	Fayetteville
5/3	W, 4-3	Florida*	Fayetteville
5/8	W, 14-10 (10)	Mississippi St.*	Starkville, Miss.
5/9	L, 3-17	Mississippi St.*	Starkville, Miss.
5/10	W, 8-3	Mississippi St.*	Starkville, Miss.
5/13	W, 8-4	LSU!	Hoover, Ala.
5/14	W, 10-3	Mississippi State!	Hoover, Ala.
5/16	W, 7-3	Mississippi State!	Hoover, Ala.
5/17	L, 5-7	Auburn!	Hoover, Ala.
5/21	L, 4-8	Arizona State+	Wichita, Kan.
5/22	W, 3-2 (11)	Wichita State+	Wichita, Kan.
5/23	L, 0-2	Georgia Tech+	Wichita, Kan.

* - SEC Game
! - SEC Tournament
+ - NCAA Midwest Regional

1999 (42-23; 22-8 SEC Champs)

Date	Result	Opponent	Location
2/6	W, 7-6	Missouri Southern	Fayetteville
2/12	L, 2-6	La-Lafayette	Lafayette, La.
2/13	L, 6-8	Louisiana-Monroe	Lafayette, La.
2/14	L, 8-10	Dallas Baptist	Lafayette, La.
2/19	W, 12-2	Texas-San Antonio	Fayetteville
2/20	W, 10-4	Iowa State	Fayetteville
2/21	W, 5-3	Texas-San Antonio	Fayetteville
2/21	W, 18-7	Iowa State	Fayetteville
2/23	W, 10-8	Oklahoma City	Fayetteville
2/26	W, 8-3	Eastern Illinois	Fayetteville
2/27	W, 17-2	Eastern Illinois	Fayetteville
2/28	W, 10-3	Eastern Illinois	Fayetteville
3/2	L, 3-9	SMS	Springfield, Mo.
3/5	L, 4-5 (12)	Long Beach St.	Long Beach, Calif.
3/6	W, 11-4	Long Beach St.	Long Beach, Calif.
3/7	L, 0-8	Long Beach St.	Long Beach, Calif.
3/12	L, 4-11	Auburn*	Auburn, Ala.
3/13	W, 20-9	Auburn*	Auburn, Ala.
3/14	L, 12-13	Auburn*	Auburn, Ala.
3/16	W, 10-3	Louisiana Tech	Ruston, La.

3/17	W, 10-8	Louisiana-Monroe	Monroe, La.
3/19	W, 11-4	LSU*	Fayetteville
3/20	L, 4-10	LSU*	Fayetteville
3/21	W, 7-6	LSU*	Fayetteville
3/23	W, 7-6	Kansas	Fayetteville
3/24	L, 6-9	Kansas	Fayetteville
3/26	W, 10-6	Tennessee*	Fayetteville
3/27	W, 7-3	Tennessee*	Fayetteville
3/28	W, 13-12	Tennessee*	Fayetteville
3/31	W, 18-2	Centenary	Fayetteville
4/2	W, 8-1	Florida*	Gainesville, Fla.
4/3	W, 6-5	Florida*	Gainesville, Fla.
4/4	W, 10-5	Florida*	Gainesville, Fla.
4/6	L, 3-6	UCLA	Fayetteville
4/7	L, 4-5	UCLA	Fayetteville
4/9	W, 15-2	Kentucky*	Fayetteville
4/10	W, 10-1	Kentucky*	Fayetteville
4/11	W, 9-5	Kentucky*	Fayetteville
4/14	W, 15-6	Oral Roberts	Tulsa, Okla.
4/16	L, 5-6	Vanderbilt*	Nashville, Tenn.
4/17	W, 5-2	Vanderbilt*	Nashville, Tenn.
4/18	W, 10-7	Vanderbilt*	Nashville, Tenn.
4/21	L, 5-12	Oral Roberts	Fayetteville
4/23	L, 3-8	Alabama*	Tuscaloosa, Ala.
4/24	L, 8-15	Alabama*	Tuscaloosa, Ala.
4/25	L, 8-9	Alabama*	Tuscaloosa, Ala.
4/27	L, 4-5 (14)	Wichita State	Wichita, Kan.
4/30	W, 6-4	Mississippi State*	Fayetteville
5/1	W, 7-4	Mississippi State*	Fayetteville
5/2	W, 7-5	Mississippi State*	Fayetteville
5/7	W, 8-1	Ole Miss*	Fayetteville
5/8	W, 9-4	Ole Miss*	Fayetteville
5/9	W, 7-4	Ole Miss*	Fayetteville
5/14	W, 8-2	South Carolina*	Columbia, S.C.
5/15	L, 6-16	South Carolina*	Columbia, S.C.
5/16	W, 13-5	South Carolina*	Columbia, S.C.
5/19	W, 6-4	Kentucky!	Hoover, Ala.
5/20	L, 2-3 (11)	Auburn!	Hoover, Ala.
5/21	W, 9-8	LSU!	Hoover, Ala.
5/22	W, 9-5	Auburn!	Hoover, Ala.
5/22	W, 9-6	Auburn!	Hoover, Ala.
5/23	L, 3-9	Alabama!	Hoover, Ala.
5/28	W, 10-6	Delaware+	Fayetteville
5/29	L, 8-9 (10)	SMS+	Fayetteville
5/29	L, 4-12	Clemson+	Fayetteville

* - SEC Game
! - SEC Tournament
+ - NCAA Fayetteville Regional

2000 (24-30; 8-20 6th SEC West)

Date	Result	Opponent	Location
2/5	W, 18-5	Missouri Southern	Fayetteville
2/11	W, 4-3	Southeast Mo. St	Fayetteville
2/12	W, 3-1	Southeast Mo. St	Fayetteville
2/13	L, 7-8	Southeast Mo. St	Fayetteville
2/18	W, 1-0	Washington St.	Arlington, Texas
2/19	L, 5-8	Texas-Arlington	Arlington, Texas
2/20	L, 2-13	Nebraska	Arlington, Texas
2/22	W, 7-3	Oklahoma City	Fayetteville
2/25	L, 8-9	Long Beach State	Fayetteville
2/26	L, 3-16	Long Beach State	Fayetteville
2/27	L, 6-8	Long Beach State	Fayetteville
2/29	W, 7-6 (10)	Centenary	Fayetteville
3/1	W, 21-9	Centenary	Fayetteville
3/4	W, 15-5	Miami (Ohio)	Fayetteville
3/5	W, 5-1	Miami (Ohio)	Fayetteville
3/7	W, 7-4	Saint Louis	Fayetteville

3/8	W, 14-4	Saint Louis	Fayetteville
3/10	W, 10-5	Tennessee*	Knoxville, Tenn.
3/11	W, 14-5	Tennessee*	Knoxville, Tenn.
3/12	L, 0-14	Tennessee*	Knoxville, Tenn.
3/14	L, 4-10	Nebraska	Fayetteville
3/15	L, 3-10	Nebraska	Fayetteville
3/17	L, 6-11	Auburn*	Fayetteville
3/18	L, 7-10	Auburn*	Fayetteville
3/19	L, 11-21	Auburn*	Fayetteville
3/21	W, 10-8	Oklahoma State	Stillwater, Okla.
3/22	W, 10-3	Kansas	Lawrence, Kan.
3/24	L, 7-8 (11)	Florida*	Fayetteville
3/25	L, 7-8 (10)	Florida*	Fayetteville
3/26	L, 4-7	Florida*	Fayetteville
3/28	L, 1-2	Oklahoma State	Fayetteville
3/31	L, 2-3	Mississippi St.*	Starkville, Miss.
4/7	L, 3-12	LSU*	Baton Rouge, La.
4/8	L, 5-12	LSU*	Baton Rouge, La.
4/9	L, 11-17	LSU*	Baton Rouge, La.
4/11	W, 5-4	Oral Roberts	Tulsa, Okla.
4/14	L, 5-6	Alabama*	Fayetteville
4/15	L, 7-8	Alabama*	Fayetteville
4/16	L, 8-9	Alabama*	Fayetteville
4/18	L, 4-8	Oral Roberts	Fayetteville
4/21	L, 2-10	Georgia*	Athens, Ga.
4/22	L, 8-14	Georgia*	Athens, Ga.
4/23	L, 5-15	Georgia*	Athens, Ga.
4/25	W, 15-14	Wichita State	Wichita, Kan.
4/28	L, 6-7	Kentucky*	Fayetteville
4/29	W, 12-10	Kentucky*	Fayetteville
4/30	W, 8-5	Kentucky*	Fayetteville
5/2	W, 7-2	SMS	Fayetteville
5/5	L, 2-8	South Carolina*	Fayetteville
5/6	W, 11-0	South Carolina*	Fayetteville
5/7	W, 9-3	South Carolina*	Fayetteville
5/12	W, 6-1	Ole Miss*	Oxford, Miss.
5/13	L, 5-12	Ole Miss*	Oxford, Miss.
5/14	W, 8-1	Ole Miss*	Oxford, Miss.

2001 (27-29; 11-19 6th SEC West)

Date	Result	Opponent	Location
2/4	W, 25-6	Missouri Southern	Fayetteville
2/9	L, 6-7	Texas-San Antonio	San Antonio
2/10	L, 2-4	Texas-San Antonio	San Antonio
2/11	W, 4-1	Texas-San Antonio	San Antonio
2/17	W, 12-4	Long Beach State	Fayetteville
2/18	W, 6-3	Long Beach State	Fayetteville
2/21	W, 14-4	Oklahoma City	Fayetteville
2/23	W, 6-2	Eastern Illinois	Fayetteville
2/25	W, 10-4	Eastern Illinois	Fayetteville
2/25	W, 17-4	Eastern Illinois	Fayetteville
2/27	L, 4-8	Northwestern State	Fayetteville
3/2	L, 0-6	Minnesota	Minneapolis, Minn.
3/3	W, 4-4	San Diego St.	Minneapolis
3/4	L, 2-8	Miami (Fla.)	Minneapolis, Minn.
3/6	L, 1-4	Evansville	Fayetteville
3/7	W, 5-1	Evansville	Fayetteville
3/9	L, 5-16	South Carolina*	Columbia, S.C.
3/10	L, 4-7	South Carolina*	Columbia, S.C.
3/11	L, 3-9	South Carolina*	Columbia, S.C.
3/13	L, 0-5	Wichita State	Wichita, Kan.
3/16	W, 8-5	Georgia*	Fayetteville
3/17	W, 20-3	Georgia*	Fayetteville
3/18	L, 2-7	Georgia*	Fayetteville
3/20	W, 6-0	Kansas State	Shreveport, La.
3/20	L, 1-12	Louisiana Tech	Shreveport, La.
3/21	W, 5-0	Centenary	Shreveport, La.
3/23	L, 4-7	Florida*	Gainesville, Fla.
3/24	L, 4-8	Florida*	Gainesville, Fla.
3/25	L, 1-4	Florida*	Gainesville, Fla.
3/27	W, 6-5	Kansas	Fayetteville
3/30	W, 6-5	Mississippi State*	Fayetteville
3/31	L, 3-9	Mississippi State*	Fayetteville
4/1	L, 2-10	Mississippi State*	Fayetteville
4/3	L, 9-10	SMS	Springfield, Mo.
4/6	W, 3-2	Ole Miss*	Fayetteville
4/7	L, 6-11	Ole Miss*	Fayetteville
4/8	W, 10-3	Ole Miss*	Fayetteville
4/10	W, 5-4	Oklahoma	Norman, Okla.
4/13	L, 1-10	Auburn*	Auburn, Ala.
4/14	L, 4-11	Auburn*	Auburn, Ala.
4/15	L, 5-10	Auburn*	Auburn, Ala.
4/17	W, 4-2	Oral Roberts	Tulsa, Okla.
4/20	L, 7-8	Tennessee*	Knoxville, Tenn.
4/21	L, 3-6	Tennessee*	Knoxville, Tenn.
4/22	W, 14-1	Tennessee*	Knoxville, Tenn.
4/24	L, 5-6	Oklahoma State	Tulsa, Okla.
4/27	L, 4-5	Kentucky*	Lexington, Ky.
4/28	W, 16-11	Kentucky*	Lexington, Ky.
4/29	W, 9-5	Kentucky*	Lexington, Ky.
5/1	W, 10-0	Oral Roberts	Fayetteville
5/4	W, 8-1	LSU*	Fayetteville
5/5	W, 5-4	LSU*	Fayetteville
5/6	W, 4-3	LSU*	Fayetteville


5/11	L, 6-11	Alabama*	Tuscaloosa, Ala.
5/12	L, 9-10	Alabama*	Tuscaloosa, Ala.
5/13	L, 6-8	Alabama*	Tuscaloosa, Ala.

* - SEC Game

2002 (35-28; 13-14 5th SEC West)

Date	Result	Opponent	Location
2/11	W, 13-1	Missouri Southern	Fayetteville
2/12	W, 5-4	Oklahoma City	Fayetteville
2/15	W, 18-1	Air Force	Arlington, Texas
2/16	L, 2-3	SMS	Arlington, Texas
2/17	W, 7-1	Texas-Arlington	Arlington, Texas
2/22	L, 1-7	Long Beach St.	Long Beach, Calif.
2/23	L, 0-4	Long Beach St.	Long Beach, Calif.
2/24	W, 5-3	Long Beach St.	Long Beach, Calif.
2/27	W, 7-1	Missouri Valley	Fayetteville
3/5	W, 10-1	SMS	Fayetteville
3/8	W, 5-2	McNeese State	Fayetteville
3/9	L, 9-14	McNeese State	Fayetteville
3/10	L, 1-4	McNeese State	Fayetteville
3/12	L, 1-7	Oklahoma	Norman, Okla.
3/15	L, 3-10	Georgia*	Athens, Ga.
3/16	L, 4-8	Georgia*	Athens, Ga.
3/17	W, 16-12 (10)	Georgia*	Athens, Ga.
3/19	W, 11-10	Missouri	Columbia, Mo.
3/20	W, 6-4	Saint Louis	St. Louis, Mo.
3/22	L, 5-9	Alabama*	Fayetteville
3/23	W, 10-0	Alabama*	Fayetteville
3/24	L, 1-4	Alabama*	Fayetteville
3/26	W, 16-4	Centenary	Fayetteville
3/27	W, 10-2	Centenary	Fayetteville
3/30	L, 3-4	Vanderbilt*	Nashville, Tenn.
4/3	W, 7-4	SMS	Springfield, Mo.
4/5	W, 7-4	South Carolina*	Fayetteville
4/6	W, 8-7 (15)	South Carolina*	Fayetteville
4/9	W, 9-6	Oklahoma	Fayetteville
4/12	L, 4-17	Mississippi St.*	Starkville, Miss.
4/13	W, 7-3	Mississippi St.*	Starkville, Miss.
4/14	L, 4-6	Mississippi St.*	Starkville, Miss.
4/16	W, 14-0	Oral Roberts	Tulsa, Okla.
4/17	W, 5-1	Pittsburg State	Fayetteville
4/19	L, 9-14	Tennessee*	Fayetteville
4/20	W, 7-6 (12)	Tennessee*	Fayetteville
4/21	W, 9-2	Tennessee*	Fayetteville
4/23	L, 2-3	Wichita State	Fayetteville
4/26	L, 0-3	LSU*	Baton Rouge, La.
4/27	L, 0-8	LSU*	Baton Rouge, La.
4/28	L, 5-13	LSU*	Baton Rouge, La.
4/30	W, 6-3	Oral Roberts	Fayetteville
5/1	L, 7-10	SMS	Fayetteville
5/3	W, 5-1	Kentucky*	Fayetteville
5/4	L, 2-5	Kentucky*	Fayetteville
5/5	L, 0-1	Kentucky*	Fayetteville
5/10	W, 5-4	Ole Miss*	Oxford, Miss.
5/11	W, 11-5	Ole Miss*	Oxford, Miss.
5/12	W, 10-8	Ole Miss*	Oxford, Miss.
5/14	L, 1-5	Southeast Mo. St.	Fayetteville
5/15	L, 4-5	Southeast Mo. St.	Fayetteville
5/17	W, 18-5	Auburn*	Fayetteville
5/18	L, 3-7	Auburn*	Fayetteville
5/19	W, 4-1	Auburn*	Fayetteville
5/22	L, 1-10	South Carolina!	Hoover, Ala.
5/23	W, 7-3	Auburn!	Hoover, Ala.
5/24	L, 1-4	South Carolina!	Hoover, Ala.
5/31	W, 8-5	Oklahoma+	Wichita, Kan.
6/1	W, 7-6	Oral Roberts+	Wichita, Kan.
6/2	W, 11-6	Oral Roberts+	Wichita, Kan.
6/7	W, 9-6	Clemson\$	Clemson, S.C.
6/8	L, 7-8	Clemson\$	Clemson, S.C.
6/9	L, 4-7	Clemson\$	Clemson, S.C.

* - SEC Game



Charlie Isaac

ARKANSAS RAZORBACKS

ALL-TIME RESULTS

I - SEC Tournament
 + - NCAA Wichita Regional
 S - NCAA Clemson Super Regional

2003 (35-22; 14-16 6th SEC West)

Date	Result	Opponent	Location
2/11	W, 9-5	Creighton	Fayetteville
2/14	W, 5-1	Eastern Illinois	Fayetteville
2/15	W, 17-3	Eastern Illinois	Fayetteville
2/21	W, 8-1	Navy	Memphis, Tenn.
2/23	W, 10-9	Memphis	Memphis, Tenn.
3/1	W, 8-7 (11)	Illinois-Chicago	Fayetteville
3/1	W, 6-4	Illinois-Chicago	Fayetteville
3/2	W, 13-2	Illinois-Chicago	Fayetteville
3/4	W, 6-2	Western Michigan	Fayetteville
3/5	W, 4-3	Western Michigan	Fayetteville
3/7	L, 8-9	Kansas State	Manhattan, Kan.
3/9	W, 12-4	Kansas State	Fayetteville
3/10	W, 4-3	Kansas State	Fayetteville
3/10	W, 18-5	Kansas State	Fayetteville
3/11	W, 2-1	Kansas	Fayetteville
3/14	L, 2-7	South Carolina*	Columbia, S.C.
3/16	W, 2-1	South Carolina*	Columbia, S.C.
3/16	W, 4-1	South Carolina*	Columbia, S.C.
3/19	W, 14-9	Centenary	Shreveport, La.
3/19	W, 19-7	Louisiana Tech	Shreveport, La.
3/21	L, 3-4 (10)	Mississippi State*	Fayetteville
3/22	L, 3-8	Mississippi State*	Fayetteville
3/23	L, 1-5	Mississippi State*	Fayetteville
3/25	W, 5-4	SMS	Fayetteville
3/28	W, 9-2	Kentucky*	Lexington, Ky.
3/29	W, 2-1	Kentucky*	Lexington, Ky.
3/30	W, 10-9	Kentucky*	Lexington, Ky.
4/1	W, 9-3	Oral Roberts	Fayetteville
4/4	W, 9-4	Georgia*	Fayetteville
4/5	W, 14-3	Georgia*	Fayetteville
4/6	L, 4-10	Georgia*	Fayetteville
4/11	L, 4-6	Vanderbilt*	Fayetteville
4/12	W, 17-7	Vanderbilt*	Fayetteville
4/13	W, 8-5	Vanderbilt*	Fayetteville
4/15	W, 8-2	Oral Roberts	Tulsa, Okla.
4/18	W, 9-7	Auburn*	Auburn, Ala.
4/19	W, 11-6	Auburn*	Auburn, Ala.
4/20	L, 2-5	Auburn*	Auburn, Ala.
4/22	L, 5-6 (10)	Wichita State	Wichita, Kan.
4/25	L, 2-10	Alabama*	Tuscaloosa, Ala.
4/26	L, 3-6	Alabama*	Tuscaloosa, Ala.
4/27	L, 2-14	Alabama*	Tuscaloosa, Ala.
4/29	W, 7-3	Missouri Southern	Fayetteville
5/2	L, 2-5	Ole Miss*	Fayetteville
5/3	W, 7-6	Ole Miss*	Fayetteville
5/4	W, 6-3	Ole Miss*	Fayetteville
5/9	L, 0-1 (12)	Tennessee*	Knoxville, Tenn.
5/10	L, 1-8	Tennessee*	Knoxville, Tenn.
5/11	L, 3-4 (11)	Tennessee*	Knoxville, Tenn.
5/16	L, 3-11	LSU*	Fayetteville
5/17	W, 6-5 (10)	LSU*	Fayetteville
5/18	L, 2-6	LSU*	Fayetteville
5/22	L, 4-5	LSU!	Hoover, Ala.
5/23	L, 7-8 (11)	Ole Miss!	Hoover, Ala.
5/30	L, 2-3	Lamar+	Austin, Texas
5/31	W, 10-7	Bucknell+	Austin, Texas
5/31	L, 6-7 (11)	Lamar+	Austin, Texas

* - SEC Game
 I - SEC Tournament
 + - NCAA Austin Regional

2004 (45-24; 19-11 SEC Champs)

Date	Result	Opponent	Location
2/13	W, 2-0	Louisiana Tech	Fayetteville
2/14	W, 22-2	Louisiana Tech	Fayetteville
2/15	W, 13-2	Louisiana Tech	Fayetteville
2/20	W, 14-7	St. John's	Fayetteville
2/21	W, 6-5	St. John's	Fayetteville
2/22	W, 14-3	St. John's	Fayetteville
2/24	W, 7-1	McNeese State	Fayetteville
2/25	W, 7-2	McNeese State	Fayetteville
2/27	L, 1-3	New Mexico	College Station
2/27	L, 5-7	Texas A&M	College Station
2/28	W, 13-3	New Mexico	College Station
2/28	W, 6-4	Texas A&M	College Station
2/29	L, 7-9	Texas A&M	College Station
2/29	W, 5-2	New Mexico	College Station
3/6	L, 1-4	Texas-Pan Am	Edinburg, Texas
3/7	L, 4-11	Texas-Pan Am	Edinburg, Texas
3/12	W, 4-3	Illinois-Chicago	Fayetteville
3/14	L, 1-9	Illinois-Chicago	Fayetteville
3/16	W, 10-9	Centenary	Fayetteville
3/17	W, 15-3	Centenary	Fayetteville
3/19	L, 1-11	Florida*	Gainesville, Fla.
3/20	W, 8-2	Florida*	Gainesville, Fla.
3/21	L, 6-7 (10)	Florida*	Gainesville, Fla.
3/26	W, 5-3	South Carolina*	Fayetteville
3/27	W, 5-4	South Carolina*	Fayetteville
3/28	L, 2-10	South Carolina*	Fayetteville
3/30	W, 10-4	Wichita State	Fayetteville
4/2	L, 3-6	Alabama*	Fayetteville
4/3	W, 7-2	Alabama*	Fayetteville
4/4	W, 11-6	Alabama*	Fayetteville
4/6	L, 5-6 (16)	SMS	Fayetteville
4/9	W, 11-8	LSU*	Baton Rouge, La.
4/10	W, 11-10	LSU*	Baton Rouge, La.
4/11	W, 7-5	LSU*	Baton Rouge, La.
4/13	L, 4-6	Oral Roberts	Fayetteville
4/16	W, 6-3	Vanderbilt*	Nashville, Tenn.
4/17	W, 9-4	Vanderbilt*	Nashville, Tenn.
4/18	L, 8-14	Vanderbilt*	Nashville, Tenn.
4/20	W, 5-2	Oklahoma State	Fayetteville
4/23	W, 9-4	Kentucky*	Fayetteville
4/24	W, 5-4	Kentucky*	Fayetteville
4/25	W, 11-10	Kentucky*	Fayetteville
4/27	W, 8-4	Oral Roberts	Tulsa, Okla.
4/30	L, 3-9	Tennessee*	Fayetteville
5/1	W, 4-1	Tennessee*	Fayetteville
5/2	W, 5-3	Tennessee*	Fayetteville
5/7	L, 0-1	Ole Miss*	Oxford, Miss.
5/8	W, 3-1	Ole Miss*	Oxford, Miss.
5/9	L, 3-5	Ole Miss*	Oxford, Miss.
5/11	W, 13-2	Texas-Pan American	Fayetteville
5/15	L, 2-3	Mississippi State*	Starkville, Miss.
5/16	L, 4-5	Mississippi State*	Starkville, Miss.
5/16	W, 4-2	Mississippi State*	Starkville, Miss.
5/21	W, 9-7	Auburn*	Fayetteville
5/22	L, 4-7	Auburn*	Fayetteville
5/23	W, 15-3	Auburn*	Fayetteville
5/26	L, 6-8	Tennessee!	Hoover, Ala.
5/27	W, 4-3	Ole Miss!	Hoover, Ala.
5/28	W, 4-1	Tennessee!	Hoover, Ala.
5/29	L, 2-3	South Carolina!	Hoover, Ala.
6/4	W, 4-1	Le Moyne+	Fayetteville
6/5	L, 1-4	Wichita State+	Fayetteville
6/5	W, 10-7	Missouri+	Fayetteville
6/6	W, 11-9	Wichita State+	Fayetteville
6/6	W, 4-3	Wichita State+	Fayetteville
6/11	W, 7-5	Florida State\$	Fayetteville
6/12	W, 4-2	Florida State\$	Fayetteville
6/18	L, 2-13	Texas#	Omaha, Neb.
6/19	L, 2-7	Arizona#	Omaha, Neb.

* - SEC Game
 I - SEC Tournament
 + - NCAA Fayetteville Regional
 S - NCAA Fayetteville Super Regional
 # - College World Series

2005 (39-22; 13-17 T-5th SEC West)

Date	Result	Opponent	Location
2/11	W, 13-3	Dallas Baptist	Dallas, Texas
2/12	W, 8-1	Dallas Baptist	Arlington, Texas
2/13	W, 2-1	Texas-Arlington	Arlington, Texas
2/13	W, 4-1 (12)	Texas-Arlington	Arlington, Texas
2/18	W, 5-2	Louisiana Tech	Ruston, La.
2/19	L, 8-10	Louisiana Tech	Ruston, La.
2/20	W, 9-4	Louisiana Tech	Ruston, La.
2/25	W, 5-4	Minnesota	Fayetteville
2/26	W, 12-3	Minnesota	Fayetteville
2/27	W, 4-3	Minnesota	Fayetteville
3/3	W, 7-4	Illinois-Chicago	Fayetteville



Jess Todd was an integral part of Arkansas' stellar pitching staff in 2007. He was one of three pitchers to be drafted in the first two rounds of the MLB Draft.

3/5	W, 15-4	Illinois-Chicago	Fayetteville
3/6	W, 9-2	Illinois-Chicago	Fayetteville
3/8	W, 11-7	Oklahoma State	Stillwater, Okla.
3/11	W, 17-2	Eastern Illinois	Fayetteville
3/12	W, 12-1	Eastern Illinois	Fayetteville
3/13	W, 6-0	Eastern Illinois	Fayetteville
3/18	W, 9-1	South Carolina*	Columbia, S.C.
3/19	L, 3-12	South Carolina*	Columbia, S.C.
3/20	W, 5-3	South Carolina*	Columbia, S.C.
3/22	W, 10-1	Centenary	Shreveport, La.
3/23	W, 14-1	Centenary	Shreveport, La.
3/25	L, 3-5	Mississippi State*	Fayetteville
3/26	L, 4-13	Mississippi State*	Fayetteville
3/27	W, 10-5	Mississippi State*	Fayetteville
4/1	L, 1-5	Auburn*	Auburn, Ala.
4/2	L, 7-8	Auburn*	Auburn, Ala.
4/3	W, 8-6	Auburn*	Auburn, Ala.
4/5	W, 9-3	Northern Colorado	Fayetteville
4/6	W, 7-4	Northern Colorado	Fayetteville
4/8	W, 6-5	Vanderbilt*	Fayetteville
4/9	W, 5-4 (10)	Vanderbilt*	Fayetteville
4/10	W, 3-0	Vanderbilt*	Fayetteville
4/12	W, 15-8	Oral Roberts	Tulsa, Okla.
4/13	W, 14-5	SMS	Fayetteville
4/15	W, 4-1	Tennessee*	Knoxville, Tenn.
4/16	L, 2-8	Tennessee*	Knoxville, Tenn.
4/17	L, 3-4	Tennessee*	Knoxville, Tenn.
4/19	W, 9-4	SMS	Springfield, Mo.
4/22	L, 7-10	LSU*	Fayetteville
4/23	L, 0-7	LSU*	Fayetteville
4/24	L, 0-6	LSU*	Fayetteville
4/26	W, 5-2	Oral Roberts	Fayetteville
4/30	W, 8-5	Kentucky*	Lexington, Ky.
4/30	L, 8-11	Kentucky*	Lexington, Ky.
5/1	L, 1-7	Kentucky*	Lexington, Ky.
5/6	W, 4-1	Florida*	Fayetteville
5/7	W, 3-2 (10)	Florida*	Fayetteville
5/8	L, 10-11	Florida*	Fayetteville
5/13	W, 5-4	Alabama*	Tuscaloosa, Ala.
5/14	L, 2-5	Alabama*	Tuscaloosa, Ala.
5/15	W, 3-2	Alabama*	Tuscaloosa, Ala.
5/20	L, 3-5	Ole Miss*	Fayetteville
5/21	L, 2-10	Ole Miss*	Fayetteville
5/22	L, 1-9	Ole Miss*	Fayetteville
5/25	L, 8-9	Florida!	Hoover, Ala.
5/26	L, 4-5	Alabama!	Hoover, Ala.
6/3	W, 9-5	Miami (Ohio)+	Austin, Texas
6/4	W, 9-2	Texas+	Austin, Texas
6/5	L, 8-19	Texas+	Austin, Texas
6/6	L, 2-5	Texas+	Austin, Texas
2/18	W, 15-7	SF Austin%	Edinburg, Texas
2/19	W, 13-2	Texas-Pan Am%	Edinburg, Texas
2/24	W, 10-9	Louisiana Tech	Fayetteville
2/24	W, 13-2	Louisiana Tech	Fayetteville
2/25	W, 10-2	Louisiana Tech	Fayetteville
2/28	L, 2-5	Washington\$	Honolulu, Hawaii
3/1	W, 12-4	Texas-Arlington\$	Honolulu
3/2	W, 5-1	Hawaii\$	Honolulu
3/3	W, 5-3	Texas-Arlington\$	Honolulu
3/4	W, 7-1	Texas-Arlington\$	Honolulu
3/10	W, 6-5	Cal State Northridge	Fayetteville
3/11	W, 8-1	Cal State Northridge	Fayetteville
3/12	W, 8-6	Cal State Northridge	Fayetteville
3/17	L, 3-6	Florida*	Gainesville, Fla.
3/18	W, 4-2	Florida*	Gainesville, Fla.
3/19	L, 7-8	Florida*	Gainesville, Fla.
3/21	W, 10-2	Centenary	Fayetteville
3/22	W, 8-5	Centenary	Fayetteville
3/24	L, 0-2	Georgia*	Fayetteville
3/25	L, 7-8	Georgia*	Fayetteville
3/26	W, 5-4 (10)	Georgia*	Fayetteville
3/28	W, 4-3 (11)	Wichita State	Wichita, Kan.
3/31	W, 6-1	Tennessee*	Fayetteville
4/1	L, 6-11	Tennessee*	Fayetteville
4/2	W, 13-11	Tennessee*	Fayetteville
4/4	L, 5-10	Missouri State	Fayetteville
4/7	L, 1-7	Vanderbilt*	Nashville, Tenn.
4/8	W, 5-3	Vanderbilt*	Nashville, Tenn.
4/9	W, 4-3	Vanderbilt*	Nashville, Tenn.
4/11	L, 2-4	Missouri State	Springfield, Mo.
4/14	W, 10-9	Kentucky*	Fayetteville
4/15	W, 10-6	Kentucky*	Fayetteville
4/16	L, 5-7	Kentucky*	Fayetteville
4/18	W, 2-1	Northern Colorado	Fayetteville
4/19	L, 2-4	Northern Colorado	Fayetteville
4/22	W, 6-2	Mississippi State*	Starkville, Miss.
4/22	L, 8-9	Mississippi State*	Starkville, Miss.
4/23	W, 6-4	Mississippi State*	Starkville, Miss.
4/28	L, 6-7	LSU*	Baton Rouge, La.
4/29	W, 4-2	LSU*	Baton Rouge, La.
4/30	L, 5-7	LSU*	Baton Rouge, La.
5/2	L, 4-5	Oral Roberts	Tulsa, Okla.
5/5	W, 4-3 (11)	Alabama*	Fayetteville
5/6	W, 13-6	Alabama*	Fayetteville
5/7	W, 5-3	Alabama*	Fayetteville
5/12	W, 12-3	Ole Miss*	Oxford, Miss.
5/13	L, 3-7	Ole Miss*	Oxford, Miss.
5/14	L, 4-5	Ole Miss*	Oxford, Miss.
5/18	W, 6-3	Auburn*	Fayetteville
5/19	W, 10-5	Auburn*	Fayetteville
5/20	W, 11-2	Auburn*	Fayetteville
5/24	L, 4-9	Ole Miss!	Hoover, Ala.
5/25	L, 3-4	Alabama!	Hoover, Ala.
6/2	L, 3-4 (11)	Oral Roberts+	Fayetteville
6/3	W, 6-2	Princeton+	Fayetteville
6/4	L, 5-6	Oklahoma State+	Fayetteville
^ - Jaguar Invitational			
% - Al Oglethorpe Classic			
\$ - Rainbow Baseball Tournament			
* - SEC Game			
! - SEC Tournament			
+ - NCAA Fayetteville Regional			

ARKANSAS BASEBALL


2015 RAZORBACKS

FACILITIES

2014 REVIEW

HISTORY

THE UNIVERSITY



Scott Hode hit .293 with seven home runs and a team-leading 53 RBI to lead Arkansas to the College World Series in 2004.



2007 (43-21; 18-12 1st SEC West)

Dave Van Horn

Date	Result	Opponent	Location
2/2	W, 4-2	Louisiana Tech	Ruston, La.
2/3	L, 2-9	Louisiana Tech	Ruston, La.
2/4	W, 6-2	Louisiana Tech	Ruston, La.
2/9	W, 13-1	Troy	Troy, Ala.
2/10	L, 8-13	Troy	Troy, Ala.
2/11	W, 16-2	Troy	Troy, Ala.
2/18	W, 8-3	Wisc.-Milwaukee	Fayetteville
2/18	W, 28-2	Wisc.-Milwaukee	Fayetteville
2/19	W, 8-1	Wisc.-Milwaukee	Fayetteville
2/23	W, 12-1	Illinois State	Fayetteville
2/24	L, 10-12	Illinois State	Fayetteville
2/25	W, 9-8 (10)	Illinois State	Fayetteville
3/2	L, 4-5	Ole Miss*	Minneapolis
3/4	W, 5-1	Minnesota*	Minneapolis
3/4	L, 5-10	Minnesota*	Minneapolis
3/9	W, 8-7	Kansas	Fayetteville
3/10	W, 4-0	Kansas	Fayetteville
3/11	W, 5-2	Kansas	Fayetteville
3/13	W, 10-2	Oral Roberts	Fayetteville
3/16	W, 10-2	Kentucky*	Lexington, Ky.
3/17	L, 5-7	Kentucky*	Lexington, Ky.
3/18	W, 14-5	Kentucky*	Lexington, Ky.
3/21	W, 16-14	Centenary	Shreveport, La.
3/23	W, 8-7 (10)	Vanderbilt	Fayetteville
3/24	L, 3-6	Vanderbilt	Fayetteville
3/25	W, 8-3	Vanderbilt	Fayetteville
3/27	L, 3-5	Oral Roberts	Tulsa, Okla.
3/30	W, 6-2	Tennessee*	Knoxville, Tenn.
3/31	W, 4-3	Tennessee*	Knoxville, Tenn.
4/1	W, 11-7	Tennessee*	Knoxville, Tenn.
4/3	W, 14-6	Northern Colorado	Fayetteville
4/4	W, 9-7	Northern Colorado	Fayetteville
4/6	L, 9-11	Mississippi State*	Fayetteville
4/7	L, 1-2	Mississippi State*	Fayetteville
4/8	W, 9-3	Mississippi State*	Fayetteville
4/11	W, 2-0	Missouri State	Fayetteville
4/14	W, 14-3	Florida*	Fayetteville
4/14	W, 7-1	Florida*	Fayetteville
4/15	W, 10-7	Florida*	Fayetteville
4/18	W, 16-2	Missouri State	Springfield, Mo.
4/20	L, 1-6	Georgia*	Athens, Ga.
4/21	W, 7-6 (10)	Georgia*	Athens, Ga.
4/22	W, 9-3	Georgia*	Athens, Ga.
4/25	W, 10-2	Wichita State	Fayetteville
4/27	W, 12-1	Auburn*	Auburn, Ala.
4/28	L, 9-11	Auburn*	Auburn, Ala.
4/29	W, 8-1	Auburn*	Auburn, Ala.
5/4	L, 5-6	LSU*	Fayetteville
5/5	W, 5-0	LSU*	Fayetteville
5/6	L, 3-5	LSU*	Fayetteville
5/11	L, 0-10	Alabama*	Tuscaloosa, Ala.
5/12	W, 12-5	Alabama*	Tuscaloosa, Ala.
5/13	L, 5-9	Alabama*	Tuscaloosa, Ala.
5/17	L, 4-5	Ole Miss*	Fayetteville
5/18	W, 4-3 (10)	Ole Miss*	Fayetteville
5/19	L, 0-5	Ole Miss*	Fayetteville
5/23	W, 6-0	Alabama*	Hoover, Ala.
5/24	W, 6-0	South Carolina!	Hoover, Ala.
5/26	W, 3-2	South Carolina!	Hoover, Ala.
5/27	L, 4-7	Vanderbilt!	Hoover, Ala.
6/1	W, 9-0	Albany*	Fayetteville
6/2	L, 3-14	Oklahoma State*	Fayetteville
6/3	W, 6-0	Creighton+	Fayetteville
6/3	L, 6-7	Oklahoma State*	Fayetteville

* - Dairy Queen Classic
 ! - SEC Game
 ! - SEC Tournament
 + - NCAA Fayetteville Regional

2008 (34-24; 14-15 4th SEC West)

Dave Van Horn

Date	Result	Opponent	Location
2/22	W, 9-4	Wright State	Fayetteville
2/23	W, 5-4	Wright State	Fayetteville
2/24	W, 7-3	Wright State	Fayetteville
2/27	W, 2-1	Kansas	Fayetteville
2/29	W, 9-8	La Tech*	College Station, Texas
3/1	L, 7-15	Texas A&M*	College Station
3/2	W, 8-6	Ohio State*	College Station
3/5	W, 13-1	South Dakota State	Fayetteville
3/5	W, 20-4	South Dakota State	Fayetteville
3/7	W, 14-5	Siena	Fayetteville
3/8	W, 17-2	Siena	Fayetteville
3/9	W, 10-4	Siena	Fayetteville
3/11	L, 5-6	Arizona State	Tempe, Ariz.
3/12	L, 4-7	Arizona State	Tempe, Ariz.
3/14	W, 5-1	Georgia*	Fayetteville
3/15	L, 11-15	Georgia*	Fayetteville
3/16	L, 2-13	Georgia*	Fayetteville
3/18	L, 1-6	Nebraska	Lincoln, Neb.
3/19	W, 9-4	Nebraska	Lincoln, Neb.
3/21	L, 7-8 (11)	LSU*	Baton Rouge, La.
3/22	W, 14-13 (10)	LSU*	Baton Rouge, La.

3/23	L, 2-4	LSU*	Baton Rouge, La.
3/25	W, 9-0	Centenary	Fayetteville
3/26	L, 1-5	Centenary	Fayetteville
3/29	L, 5-6 (12)	Vanderbilt*	Nashville, Tenn.
3/30	L, 2-6	Vanderbilt*	Nashville, Tenn.
4/1	W, 7-6 (10)	Missouri State	Springfield, Mo.
4/4	L, 2-5	Auburn*	Fayetteville
4/5	W, 5-4	Auburn*	Fayetteville
4/6	L, 10-12 (10)	Auburn*	Fayetteville
4/8	L, 4-9	Oral Roberts	Fayetteville
4/11	W, 2-1	Florida*	Gainesville, Fla.
4/12	L, 1-6	Florida*	Gainesville, Fla.
4/13	W, 10-4	Florida*	Gainesville, Fla.
4/15	L, 2-12	Oral Roberts	Tulsa, Okla.
4/16	W, 9-1	Alcorn State	Fayetteville
4/18	W, 5-4	Tennessee*	Fayetteville
4/19	W, 5-4 (10)	Tennessee*	Fayetteville
4/20	L, 6-7 (10)	Tennessee*	Fayetteville
4/22	W, 9-2	Northern Colorado	Fayetteville
4/23	W, 9-1	Northern Colorado	Fayetteville
4/25	L, 4-12	Ole Miss*	Oxford, Miss.
4/26	W, 13-11 (10)	Ole Miss*	Oxford, Miss.
4/27	W, 12-4	Ole Miss*	Oxford, Miss.
4/30	W, 14-6	Missouri State	Fayetteville
5/2	L, 7-11	Alabama*	Fayetteville
5/3	L, 6-11	Alabama*	Fayetteville
5/4	W, 5-4	Alabama*	Fayetteville
5/9	W, 12-11	South Carolina*	Fayetteville
5/10	W, 6-3	South Carolina*	Fayetteville
5/11	W, 4-2	South Carolina*	Fayetteville
5/12	W, 12-3	Mississippi Valley St	Fayetteville
5/15	L, 5-6	Mississippi State*	Starkville, Miss.
5/16	L, 5-6	Mississippi State*	Starkville, Miss.
5/17	W, 15-10	Mississippi State*	Starkville, Miss.
5/19	W, 12-6	Western Illinois	Fayetteville
5/30	L, 3-4	Pepperdine+	Palo Alto, Calif.
5/31	L, 1-5	Stanford+	Palo Alto, Calif.

2009 (41-24; 14-15 4th SEC West)

Dave Van Horn

Date	Result	Opponent	Location
2/20	W, 4-2	Washington State	Fayetteville
2/20	W, 7-5 (10)	Washington State	Fayetteville
2/22	W, 4-3	Washington State	Fayetteville
2/24	L, 3-9	Kansas	Fayetteville
2/25	W, 9-8 (10)	Kansas	Fayetteville
2/27	W, 8-7 (10)	Western Illinois	Fayetteville
3/3	W, 7-3	Valparaiso	Fayetteville
3/6	W, 5-4 (10)	California	Fayetteville
3/7	L, 6-12	California	Fayetteville
3/8	W, 13-3	California	Fayetteville
3/10	L, 3-8	Centenary	Shreveport, La.
3/13	W, 11-4	Florida*	Fayetteville
3/14	W, 8-4	Florida*	Fayetteville
3/15	W, 4-2	Florida*	Fayetteville
3/17	W, 7-3	Nebraska	Fayetteville
3/18	L, 4-7	Nebraska	Fayetteville
3/20	W, 3-2	Auburn*	Auburn, Ala.
3/21	W, 10-6	Auburn*	Auburn, Ala.
3/22	W, 12-6	Auburn*	Auburn, Ala.
3/25	W, 10-0	Missouri State	Fayetteville
3/27	W, 20-9	Mississippi State*	Fayetteville
3/29	W, 5-1	Mississippi State*	Fayetteville
3/29	L, 4-12	Mississippi State*	Fayetteville
3/31	W, 2-0	Missouri State	Springfield, Mo.
4/3	W, 6-4	South Carolina*	Columbia, S.C.
4/4	L, 1-9	South Carolina*	Columbia, S.C.
4/5	W, 7-4	South Carolina*	Columbia, S.C.
4/7	W, 7-3	Arizona State	Fayetteville
4/8	W, 8-7	Arizona State	Fayetteville
4/10	L, 0-9	Vanderbilt*	Fayetteville
4/11	L, 6-13	Vanderbilt*	Fayetteville
4/14	L, 2-3	ULM	Fayetteville
4/15	W, 10-9 (10)	ULM	Fayetteville
4/17	L, 3-4	Georgia*	Athens, Ga.
4/18	L, 3-4	Georgia*	Athens, Ga.
4/19	W, 2-0	Georgia*	Athens, Ga.
4/21	W, 9-6	Oral Roberts	Tulsa, Okla.
4/24	W, 9-3	Tennessee*	Knoxville, Tenn.
4/25	L, 4-5	Tennessee*	Knoxville, Tenn.
4/26	W, 15-8	Tennessee*	Knoxville, Tenn.
4/28	W, 8-7 (10)	Oklahoma	Fayetteville
5/2	W, 11-4	LSU*	Fayetteville
5/2	L, 0-5	LSU*	Fayetteville
5/3	L, 3-4	LSU*	Fayetteville
5/8	L, 1-2	Alabama*	Tuscaloosa, Ala.
5/9	L, 6-8	Alabama*	Tuscaloosa, Ala.
5/10	L, 5-6	Alabama*	Tuscaloosa, Ala.
5/12	W, 3-2	Oral Roberts	Fayetteville
5/14	L, 5-7	Ole Miss*	Fayetteville
5/15	L, 3-9	Ole Miss*	Fayetteville
5/16	L, 3-16	Ole Miss*	Fayetteville
5/20	W, 8-5	Florida!	Hoover, Ala.

* - SEC Game
 ! - SEC Tournament
 + - NCAA Fayetteville Regional

5/21	L, 1-2 (10)	Georgia!	Hoover, Ala.
5/22	W, 10-7	Florida!	Hoover, Ala.
5/23	L, 1-11 (7)	Washington St. +	Norman, Okla.
5/29	W, 10-3	Washington St. +	Norman, Okla.
5/30	W, 17-6	Oklahoma+	Norman, Okla.
5/31	W, 11-0	Oklahoma+	Norman, Okla.
6/5	W, 7-2	Florida State\$	Tallahassee, Fla.
6/6	W, 9-8	Florida State\$	Tallahassee, Fla.
6/13	W, 10-6	Cal St. Fullerton#	Omaha, Neb.
6/15	L, 1-9	LSU#	Omaha, Neb.
6/17	W, 4-3 (12)	Virginia#	Omaha, Neb.
6/19	L, 5-14	LSU#	Omaha, Neb.

* - SEC Game
 ! - SEC Tournament
 + - NCAA Norman Regional
 \$ - NCAA Tallahassee Super Regional
 # - College World Series

2010 (43-21; 18-12 2nd SEC West)

Dave Van Horn

Date	Result	Opponent	Location
2/19	W, 10-2	Ball State	Fayetteville
2/20	L, 2-5	Ball State	Fayetteville
2/21	W, 9-3	Ball State	Fayetteville
2/26	W, 10-1	Troy	Fayetteville
2/27	W, 10-8	Troy	Fayetteville
2/28	W, 7-6	Troy	Fayetteville
3/2	W, 15-3	Kansas	Fayetteville
3/5	W, 7-3	California	Berkeley, Calif.
3/6	W, 9-5	California	Berkeley, Calif.
3/7	L, 0-6	California	Berkeley, Calif.
3/9	L, 2-3	South Dakota State	Fayetteville
3/10	W, 2-2	South Dakota State	Fayetteville
3/12	W, 14-6	Wisc.-Milwaukee	Fayetteville
3/13	W, 7-0	Wisc.-Milwaukee	Fayetteville
3/14	W, 3-2 (10)	Wisc.-Milwaukee	Fayetteville
3/19	W, 6-3	LSU*	Baton Rouge, La.
3/20	L, 7-8	LSU*	Baton Rouge, La.
3/21	L, 1-5	LSU*	Baton Rouge, La.
3/23	W, 3-2	McNeese State	Lake Charles, La.
3/24	W, 7-6	McNeese State	Lake Charles, La.
3/26	W, 9-8	Alabama*	Fayetteville
3/27	W, 4-3	Alabama*	Fayetteville
3/28	W, 10-5	Alabama*	Fayetteville
3/30	W, 18-2	Centenary	Fayetteville
3/31	W, 9-4	Centenary	Fayetteville
4/2	L, 8-12	Kentucky*	Fayetteville
4/3	W, 10-1	Kentucky*	Fayetteville
4/4	W, 17-16	Kentucky*	Fayetteville
4/7	W, 32-8	Saint Louis	Fayetteville
4/9	W, 8-3	Mississippi State*	Starkville, Miss.
4/10	W, 8-5	Mississippi State*	Starkville, Miss.
4/11	W, 13-3	Mississippi State*	Starkville, Miss.
4/13	W, 4-3 (11)	New Mexico	Fayetteville
4/14	W, 5-4	New Mexico	Fayetteville
4/16	W, 10-2	Georgia*	Fayetteville
4/17	W, 10-2	Georgia*	Fayetteville
4/18	W, 13-5	Georgia*	Fayetteville
4/20	W, 9-5	Oral Roberts	Fayetteville
4/23	W, 8-3	Florida*	Gainesville, Fla.
4/24	L, 2-8	Florida*	Gainesville, Fla.
4/25	L, 1-2	Florida*	Gainesville, Fla.
4/28	W, 5-4	Missouri State	Fayetteville
4/30	W, 9-4	Auburn*	Fayetteville
5/1	L, 7-8	Auburn*	Fayetteville
5/2	L, 2-13	Auburn*	Fayetteville
5/7	W, 11-4	Ole Miss*	Oxford, Miss.
5/8	L, 2-3	Ole Miss*	Oxford, Miss.
5/9	W, 7-0	Ole Miss*	Oxford, Miss.



In three years at Arkansas, Nick Schmidt went 22-8 with a 2.83 ERA. The southpaw was the No. 23 pick of the San Diego Padres in the 2007 MLB Draft, Arkansas' highest pick since Jeff King went No. 1 in 1986.

ARKANSAS BASEBALL

2015 RAZORBACKS

FACILITIES

2014 REVIEW

HISTORY

THE UNIVERSITY

ALL-TIME RESULTS

ARKANSAS BASEBALL

5/5	W, 4-3	Florida*	Fayetteville
5/6	W, 5-3	Florida*	Fayetteville
5/7	L, 3-5	Florida*	Fayetteville
5/13	W, 6-2	South Carolina*	Columbia, S.C.
5/14	L, 5-6	South Carolina*	Columbia, S.C.
5/15	L, 1-7	South Carolina*	Columbia, S.C.
5/17	W, 6-2	UT Martin	Fayetteville
5/19	L, 1-2	Ole Miss*	Fayetteville
5/21	W, 2-0	Ole Miss*	Fayetteville
5/21	W, 5-3	Ole Miss*	Fayetteville
5/25	L, 4-7	Alabama!	Hoover, Ala.
5/26	W, 7-2	Mississippi State!	Hoover, Ala.
5/27	W, 4-1	Alabama!	Hoover, Ala.
5/28	L, 2-3	Vanderbilt!	Hoover, Ala.
6/3	L, 2-3	Charlotte+	Tempe, Ariz.
6/4	W, 3-0	New Mexico+	Tempe, Ariz.
6/5	W, 11-3	Charlotte+	Tempe, Ariz.
6/5	L, 4-13	Arizona State+	Tempe, Ariz.

* - SEC Game
 % - Game played at Dickey-Stephens Park
 ! - SEC Tournament
 + - NCAA Tempe Regional

2012 (46-22; 16-14 T-2nd SEC West)

Dave Van Horn

Date	Result	Opponent	Location
2/17	W, 11-5	Villanova	Fayetteville
2/18	W, 13-1	Villanova	Fayetteville
2/19	W, 17-1	Villanova	Fayetteville
2/21	W, 8-7	Northwestern State	Fayetteville
2/22	W, 6-2	Northwestern State	Fayetteville
2/24	W, 7-3	Valparaiso	Fayetteville
2/25	W, 4-3	Valparaiso	Fayetteville
2/26	L, 9-10 (10)	Valparaiso	Fayetteville
2/28	W, 5-0	BYU	Fayetteville
2/29	W, 8-1	BYU	Fayetteville
3/2	W, 3-1	Texas Tech^	Houston, Texas
3/3	L, 1-4	Houston^	Houston, Texas
3/4	W, 7-3	Texas^	Houston, Texas
3/9	W, 4-0	Binghamton	Fayetteville
3/10	W, 5-3	Binghamton	Fayetteville
3/10	W, 6-0	Binghamton	Fayetteville
3/13	W, 1-0	Gonzaga	Fayetteville
3/14	W, 5-3	Gonzaga	Fayetteville
3/16	W, 4-3 (12)	Alabama*	Fayetteville
3/17	W, 8-4	Alabama*	Fayetteville
3/18	W, 7-4	Alabama*	Fayetteville
3/21	W, 10-2	Nevada	Fayetteville
3/23	L, 2-11	Mississippi St.*	Starkville, Miss.
3/24	W, 8-0	Mississippi St.*	Starkville, Miss.
3/25	W, 8-5 (11)	Mississippi St.*	Starkville, Miss.
3/30	L, 6-10	LSU*	Baton Rouge, La.
3/31	L, 1-2	LSU*	Baton Rouge, La.
4/1	L, 2-3 (11)	LSU*	Baton Rouge, La.
4/6	L, 2-4	Georgia*	Fayetteville
4/7	W, 8-3	Georgia*	Fayetteville
4/8	W, 8-0	Georgia*	Fayetteville
4/10	L, 0-4	Oklahoma	Norman, Okla.
4/13	W, 8-7	Kentucky*	Fayetteville
4/14	L, 4-5	Kentucky*	Fayetteville

4/14	L, 1-2	Kentucky*	Fayetteville
4/17	W, 8-3	Stephen F. Austin	Fayetteville
4/17	W, 4-3	Stephen F. Austin	Fayetteville
4/21	L, 2-8	Ole Miss*	Oxford, Miss.
4/21	L, 0-1	Ole Miss*	Oxford, Miss.
4/22	W, 11-3	Ole Miss*	Oxford, Miss.
4/24	W, 6-1	Oral Roberts	Fayetteville
4/27	L, 2-3	Florida*	Gainesville, Fla.
4/28	W, 5-1	Florida*	Gainesville, Fla.
4/29	W, 3-1 (10)	Florida*	Gainesville, Fla.
5/1	W, 6-3	Missouri	Fayetteville
5/2	W, 2-0	Missouri	Fayetteville
5/4	L, 6-8 (10)	South Carolina*	Fayetteville
5/5	W, 7-6	South Carolina*	Fayetteville
5/6	L, 7-10	South Carolina*	Fayetteville
5/10	L, 2-3 (10)	Auburn*	Fayetteville
5/11	W, 5-4	Auburn*	Fayetteville
5/12	L, 5-12	Auburn*	Fayetteville
5/15	W, 6-5 (10)	La Tech%	N. Little Rock, Ark.
5/17	W, 8-0	Tennessee*	Knoxville, Tenn.
5/18	W, 10-3	Tennessee*	Knoxville, Tenn.
5/19	W, 8-2	Tennessee*	Knoxville, Tenn.
5/22	L, 1-9	Mississippi State!	Hoover, Ala.
5/23	L, 0-2	Ole Miss!	Hoover, Ala.
6/1	W, 5-4	Sam Houston St+	Houston
6/2	W, 1-0	Rice+	Houston, Texas
6/3	W, 5-1	Sam Houston St+	Houston
6/9	L, 1-8	Baylor\$	Waco, Texas
6/10	W, 5-4	Baylor\$	Waco, Texas
6/11	W, 1-0 (10)	Baylor\$	Waco, Texas
6/16	W, 8-1	Kent State#	Omaha, Neb.
6/18	W, 2-1	South Carolina#	Omaha, Neb.
6/21	L, 0-2	South Carolina#	Omaha, Neb.
6/22	L, 2-3	South Carolina#	Omaha, Neb.

2013 (39-22; 18-11 2nd SEC West)

Dave Van Horn

Date	Result	Opponent	Location
2/15	W, 9-1	Western Illinois	Fayetteville
2/16	W, 7-2	Western Illinois	Fayetteville
2/17	L, 5-7	Western Illinois	Fayetteville
2/19	W, 14-0 (7)	New Orleans	Fayetteville
2/19	W, 3-0	New Orleans	Fayetteville
2/22	W, 10-4	Evansville	Fayetteville
2/23	W, 5-2	Evansville	Fayetteville
2/24	W, 10-2	Evansville	Fayetteville
2/28	L, 2-3	vs. Arizona State^	Surprise, Ariz.
3/1	L, 0-3	vs. Gonzaga^	Surprise, Ariz.
3/2	L, 1-3	vs. Arizona State^	Surprise, Ariz.
3/3	L, 3-4	vs. Pacific^	Surprise, Ariz.
3/7	W, 2-0	San Diego State	Fayetteville
3/8	W, 4-3	San Diego State	Fayetteville
3/9	W, 8-2	San Diego State	Fayetteville

2015 RAZORBACKS

FACILITIES

2014 REVIEW

HISTORY

THE UNIVERSITY



Arkansas advanced to the College World Series for the seventh time in program history in 2012 after winning two of three games over No. 4 Baylor in the Waco Super Regional.

3/9	W, 4-1	San Diego State	Fayetteville
3/12	W, 20-2	Alabama A&M	Fayetteville
3/13	W, 13-0	Alabama A&M	Fayetteville
3/15	L, 1-7	Ole Miss*	Oxford, Miss.
3/16	W, 10-1	Ole Miss*	Oxford, Miss.
3/17	L, 4-6 (13)	Ole Miss*	Oxford, Miss.
3/22	W, 15-3	South Carolina*	Columbia, S.C.
3/23	W, 4-2	South Carolina*	Columbia, S.C.
3/24	W, 5-3 (11)	South Carolina*	Columbia, S.C.
3/26	W, 6-0	Miss. Valley St.	Fayetteville
3/27	W, 2-1	Miss. Valley St%	N. Little Rock, Ark.
3/29	W, 5-4	Mississippi St.*	Fayetteville
3/30	L, 1-4	Mississippi St.*	Fayetteville
3/31	W, 3-1	Mississippi St.*	Fayetteville
4/4	W, 3-1	at Alabama*	Tuscaloosa, Ala.
4/5	W, 6-0	at Alabama*	Tuscaloosa, Ala.
4/6	L, 0-5	at Alabama*	Tuscaloosa, Ala.
4/9	L, 0-3	New Mexico	Fayetteville
4/9	W, 4-3	New Mexico	Fayetteville
4/12	L, 2-6	LSU*	Fayetteville
4/13	W, 8-3	LSU*	Fayetteville
4/14	L, 3-5 (10)	LSU*	Fayetteville
4/16	L, 0-3	at Nebraska	Lincoln, Neb.
4/16	L, 2-4	at Nebraska	Lincoln, Neb.
4/19	L, 3-5	Texas A&M*	Fayetteville
4/20	W, 12-2	Texas A&M*	Fayetteville
4/21	W, 2-1	Texas A&M*	Fayetteville
4/26	W, 2-0	at Georgia*	Athens, Ga.
4/27	W, 2-1	at Georgia*	Athens, Ga.
4/30	W, 6-3	Missouri State	Fayetteville
5/3	W, 2-1	at Kentucky*	Lexington, Ky.
5/4	W, 5-3	at Kentucky*	Lexington, Ky.
5/4	L, 3-4	at Kentucky*	Lexington, Ky.
5/10	L, 3-8	Tennessee*	Fayetteville
5/11	W, 11-1	Tennessee*	Fayetteville
5/12	W, 10-2	Tennessee*	Fayetteville
5/16	L, 0-3	at Auburn*	Auburn, Ala.
5/17	W, 1-0	at Auburn*	Auburn, Ala.
5/18	L, 6-11	at Auburn*	Auburn, Ala.
5/22	W, 2-1 (10)	vs. Ole Miss!	Hoover, Ala.
5/23	W, 4-1	vs. LSU!	Hoover, Ala.
5/25	L, 1-3	vs. LSU!	Hoover, Ala.
5/31	L, 1-4	vs. Bryant+	Manhattan, Kan.
6/1	W, 3-1	vs. Wichita St+	Manhattan, Kan.
6/2	W, 12-3	vs. Bryant+	Manhattan, Kan.
6/2	L, 3-4	at Kansas St+	Manhattan, Kan.


2014 (40-25; 16-14 4th SEC West)

Dave Van Horn

Date	Result	Opponent	Location
2/14	W, 12-2	Appalachian St.	Fayetteville
2/15	W, 7-6	Appalachian St.	Fayetteville
2/16	W, 8-3	Appalachian St.	Fayetteville
2/21	W, 6-2	Eastern Illinois	Fayetteville
2/22	W, 8-3	Eastern Illinois	Fayetteville
2/23	W, 8-3	Eastern Illinois	Fayetteville
2/28	W, 12-1	South Alabama	Fayetteville
3/1	L, 1-2	South Alabama	Fayetteville
3/1	L, 3-5	South Alabama	Fayetteville
3/7	L, 1-2	San Francisco	Berkeley, Calif.
3/8	W, 4-0	Tulane	Berkeley, Calif.
3/9	L, 3-4	California	Berkeley, Calif.
3/9	L, 1-2	California	Berkeley, Calif.
3/14	L, 1-2	Florida*	Gainesville, Fla.
3/15	L, 0-1	Florida*	Gainesville, Fla.
3/16	W, 9-3	Florida*	Gainesville, Fla.
3/18	W, 4-3	Grambling St.	Fayetteville
3/19	W, 8-0	Grambling St.	Fayetteville
3/21	L, 9-17	Alabama*	Fayetteville
3/22	W, 2-1	Alabama*	Fayetteville
3/23	W, 1-0	Alabama*	Fayetteville
3/25	W, 6-0	Miss. Valley St.	Fayetteville
3/25	W, 12-1	Miss. Valley St.	Fayetteville
3/26	W, 3-0	Miss. Valley St.%	N. Little Rock
3/29	W, 4-0	Mississippi St.*	Starkville, Miss.
3/29	L, 1-5	Mississippi St.*	Starkville, Miss.
3/30	L, 1-5	Mississippi St.*	Starkville, Miss.
4/1	W, 4-3	Nebraska	Fayetteville
4/2	L, 4-6	Nebraska	Fayetteville
4/4	L, 1-2	South Carolina*	Fayetteville
4/4	W, 4-1	South Carolina*	Fayetteville
4/5	W, 7-0	South Carolina*	Fayetteville
4/8	L, 7-10	UNLV	Fayetteville
4/9	W, 9-2	UNLV	Fayetteville
4/11	L, 3-5	LSU*	Baton Rouge, La.
4/12	L, 4-5	LSU*	Baton Rouge, La.
4/13	W, 10-4	LSU*	Baton Rouge, La.
4/15	W, 7-2	Stephen F. Austin	Fayetteville
4/18	W, 6-2	Vanderbilt*	Fayetteville
4/19	L, 1-2	Vanderbilt*	Fayetteville

4/20	W, 3-1	Vanderbilt*	Fayetteville
4/22	W, 8-1	Northwestern St.	Fayetteville
4/23	W, 15-3	Northwestern St.	Fayetteville
4/25	L, 1-2	Auburn*	Fayetteville
4/26	W, 4-3 (10)	Auburn*	Fayetteville
4/26	L, 2-7	Auburn*	Fayetteville
4/29	W, 4-1	Missouri State	Springfield, Mo.
5/2	L, 2-3	Ole Miss*	Oxford, Miss.
5/3	L, 4-7	Ole Miss*	Oxford, Miss.
5/4	W, 11-1	Ole Miss*	Oxford, Miss.
5/9	W, 3-2	Texas A&M*	Fayetteville
5/10	W, 7-3	Texas A&M*	Fayetteville
5/11	L, 5-6 (10)	Texas A&M*	Fayetteville
5/15	W, 9-4	Missouri*	Columbia, Mo.
5/16	W, 4-0	Missouri*	Columbia, Mo.
5/17	W, 7-5 (10)	Missouri*	Columbia, Mo.
5/20	W, 4-0	Texas A&M!	Hoover, Ala.
5/21	W, 2-1	Ole Miss!	Hoover, Ala.
5/22	L, 2-7	LSU!	Hoover, Ala.
5/23	W, 8-7	Ole Miss!	Hoover, Ala.
5/24	L, 1-11	LSU!	Hoover, Ala.
5/30	W, 3-2	Liberty+	Charlottesville, Va.
5/31	L, 0-3	Virginia+	Charlottesville, Va.
6/1	W, 10-0	Bucknell+	Charlottesville, Va.
6/1	L, 2-9	Virginia+	Charlottesville, Va.

* - SEC Game
 % - Game played at Dickey-Stephens Park
 ! - SEC Tournament
 + - NCAA Charlottesville Regional



THE UNIVERSITY

GAME CREDENTIALS

Members of the media should contact David Beall to request individual game credentials for Razorback baseball home games. Credential requests should be made no later than noon (CT) the day before the scheduled contest and should be directed by e-mail to David Beall. Credential requests for away games should be made to the communications contact of the home team. Only fully accredited personnel directly involved in the coverage of the game will be admitted. Credentials are non-transferable.

INTERVIEW POLICY

Please direct all requests for interviews with coaches and players to David Beall. For home SEC weekends, Coach Dave Van Horn will hold his weekly press conference on Thursday with players and assistant coaches available following Thursday's practice. On road SEC weekends, Coach Van Horn will hold his weekly press conference on Wednesday with players and assistant coaches available following Wednesday's practice. Players are not available for interviews on gamedays, except for post-game interviews. Post-game press conferences are held in the indoor batting cages located down the third base line. Coach Van Horn will address the media first, followed by the two or three most requested Razorback players. In the event of a doubleheader, the only Arkansas player available between games for interviews is the starting pitcher of game one. The Arkansas clubhouse is off limits to the media at all times.

E-MAIL UPDATES

Members of the media may request to be added to the Arkansas communications baseball e-mail group. Subscribers will receive game notes, game stories and other information. To subscribe, send a request to David Beall. Please identify yourself and your organization in your request as this service is only available to members of the media.

GAMEDAY MEDIA SERVICES

The Arkansas communications staff provides scorecards, rosters, updated statistics and results for each team in the Baum Stadium press box prior to home games. Box scores, play-by-play and any postgame notes are disseminated approximately 10 minutes after the conclusion of the game. An Associated Press-style game story is also produced by the communications office. Members of the media may request these stories be sent to their organization via e-mail by contacting a member of the communications office.

WIRELESS INTERNET

The Baum Stadium press box is equipped with wireless internet for use by the media. Media members should log on to the "UA Wireless" network, open their internet browser and enter their email address to gain access to the network.

GAMEDAY LIVE STATS

Live in-game stats will be provided for the media at <http://arkansas.statbroadcast.com>.

IP-BASED STREAMING

The Arkansas Athletics Department retains all streaming rights for its home events. Shared streams may be provided to opponents on a reciprocating basis. Please contact Director of Razorback Sports Network Michelle Glover (mlglover@uark.edu) for any requests for IP-based data, audio or video streaming.

FACILITIES/PARKING



David Beall (University of North Georgia, 2004)

Assistant Director of Communications

Office 479-575-3114

Cell 479-445-5336

Email jdb048@uark.edu

Twitter @Beall_SID

ARKANSAS ATHLETIC COMMUNICATIONS

The University of Arkansas athletic communications office is located on the north side of Barnhill Arena with office hours from 8 a.m. to 5 p.m., Monday through Friday. You can often reach us at Barnhill after hours, but if not, please leave a message on our voice mail system.

Office: 479-575-2751

Fax: 479-575-7481

Press Row: 479-575-6622

Mailing Address

Razorbacks Communications

P.O. Box 7777

Fayetteville, AR 72702-7777

Overnight Address

University of Arkansas

Razorbacks Communications

131 Barnhill Arena

Fayetteville AR 72701

The Arkansas baseball team conducts all practices and all games at Baum Stadium at George Cole Field. Baum Stadium is located just off Razorback Road south of Martin Luther King, Jr., Boulevard. There is space for media parking on game day. Only cars with a parking credential will be allowed access to the parking lot.

PHOTOGRAPHERS

No cameras are allowed on the Baum Stadium playing surface during games. Photographers are encouraged to use the photo wells at the end of each dugout and behind home plate.

ON THE WEB

Daily information regarding the Arkansas baseball team is just a click away. To keep up with all the baseball action throughout the season with athlete and coach bios, statistics, game notes, releases, records and more, visit the online home of Razorback baseball at ArkansasRazorbacks.com.



RAZORBACK SPORTS PROPERTIES

For the 24th consecutive season, every pitch of the Arkansas baseball season can be heard on the Razorback Sports Network from IMG College. The network spans the state of Arkansas and can also be heard in neighboring states as well as across the globe via the internet.


The Razorback Baseball Radio Network is one of the largest collegiate baseball radio networks in the nation. With more than 20 affiliates, Razorback baseball games are never more than a dial away no matter where an Arkansas fan resides.

Replacing legendary broadcaster Chuck Barrett, **Phil Elson** begins his first season as the play-by-play announcer for the Razorbacks during the 2015 season. Named the 2009 Arkansas Sportscaster of the Year, Elson has 17 years of professional baseball broadcasting experience, including spending the last 14 seasons as the Director of Broadcasting and Media Relations for the Arkansas Travelers, the AA affiliate of the Los Angeles Angels.

Rick Schaeffer, who returned to Razorback baseball broadcasts in 2001 after a five-year absence, handles color analyst during all home games. He worked in the UA sports information department for 24 years, 21 of those year serving as the director. Schaeffer is currently the communications director for the Springdale School District and the co-host of DriveTime.



Phil Elson
Play-by-Play



Rick Schaeffer
Analyst



David Shoemaker
RSP General Manager



sports · entertainment · media

2015 RAZORBACK BASEBALL SPORTS NETWORK AFFILIATES

Arkadelphia	KYXK-FM	106.9
Conway	KASR-FM	92.7
Crossett	KAGH-FM	104.9
El Dorado	KELD-FM	106.5
Fayetteville	KQSM-FM	92.1
Forrest City	KXJK-AM	950
Fort Smith	KHGG-FM	103.1
Fort Smith	KHGG-AM	1580
Glenwood	KWXI-FM	98.9
Glenwood	KWXI-AM	670
Helena	KFFA-AM	1360
Helena	KFFA-FM	103.1
Hope	KXAR-AM	(SEC Games) 1490
Little Rock	KABZ-FM	103.7
Little Rock	KHLR-FM	106.7
Marshall	KBCN-FM	104.3
Mena	KTTG-FM	96.3
Prescott	KTPA-AM	(SEC Games) 1370
Rogers	KURM-AM	790
Rogers	KURM-FM	100.3
Russellville	KARV-AM	610
Russellville	KARV-FM	101.3
Stuttgart	KWAK-FM	105.5
Texarkana, TX	KKTK-AM	1400

ARKANSAS BASEBALL

2015 RAZORBACKS


FACILITIES

2014 REVIEW

HISTORY

THE UNIVERSITY





MIKE SLIVE
Commissioner



SEAN CARTELL
Assistant Director of
Communications

The Southeastern Conference, with its storied 81-year history of athletic achievements and academic excellence, has built perhaps the greatest tradition of intercollegiate competition in baseball of any league in the country since its inception in 1933.

The SEC posted another tremendous season in 2014 as the conference had a NCAA-record 10 teams receive bids for NCAA postseason play, with Vanderbilt and Ole Miss advancing to the College World Series. A SEC squad has now appeared in the College World Series 29 of the last 30 years. Vanderbilt won the national championship, marking the 10th time since 2000 a SEC team played for the national championship in Omaha and seventh in a row. LSU won the SEC tournament title 2-0 over Florida on national television in front of over 10,000 fans. Florida won the SEC regular-season title with a 21-9 conference record, while Ole Miss won the Western Division with a 19-11 record.

The Southeastern Conference boasts 13 former National Players of the Year (Kentucky's A.J. Reed won in 2014), 12 Baseball America Coach of the Year and 11 Collegiate Baseball Coach of the Year honors. Also, 166 student-athletes have been named first-team All-American, five of which came in 2014.

SEC Members

- University of Alabama
- University of Arkansas
- Auburn University
- University of Florida
- University of Georgia
- University of Kentucky
- Louisiana State University
- University of Mississippi
- Mississippi State University
- University of Missouri
- University of South Carolina
- University of Tennessee
- Texas A&M University
- Vanderbilt University

Two SEC players were taken in the first round of the 2014 Major League Baseball Amateur Draft, held in June in New York City. LSU's Aaron Nola was selected seventh overall by the Philadelphia Phillies. Vanderbilt's Tyler Beede was chosen 14th by the San Francisco Giants. With those two selections this year, the SEC has now had a first round selection in each year since 1991 and 98 total in the first round during that time. The SEC drew a record of more than 2.3 million fans to its on-campus ballparks in 2014, the eighth year in a row to draw more than 1.6 million. Ten SEC teams drew in excess of 100,000 fans to their parks in 2014. The SEC averaged nearly 5,000 fans per game in 2014, the eighth straight year to exceed the 4,000 mark.

The SEC Baseball Tournament drew more than 120,000 fans in 2014, better than 7,000 per game. The event has become the Birmingham metro's highest attended sporting event annually, second in the state only to NASCAR races at Talladega. Birmingham Magazine recently named it the top sporting event annually in the Birmingham area. The SEC Championship Game was broadcast nationally on ESPN2, with the semifinals airing nation-wide on ESPNNews.

- The SEC has sent 50 teams to the College World Series since 1990. That was accomplished despite no SEC teams making the field in 1992. LSU has been to Omaha 13 times, Florida eight times, South Carolina six times, Georgia and Mississippi State five times, while Alabama, Arkansas and Tennessee have been three times each. Auburn and Vanderbilt have been twice.

Conference Office

2201 Richard Arrington Blvd. North
Birmingham, AL 35203

Switchboard: 205-458-3000
Media Relations: 205-458-3010
Baseball Contact: Sean Cartell
Fax: 205-458-3030
Web site: www.secsports.com

- SEC teams have won 10 of the last 25 national championships, with LSU winning six (1991, 1993, 1996, 1997, 2000, 2009), South Carolina winning two (2010, 2011), Vanderbilt taking home the title in 2014 and Georgia claiming the 1990 title. The SEC has finished runner up seven times in that span, 1997, 2002, 2005, 2008, 2011, 2012 and 2013.

- SEC teams are 105-89 since 1990 in Omaha, a 54.1 winning percentage. Not counting games against each other, the SEC has posted an 80-64 record in the College World Series since 1990, a 55.6 winning percentage.

- The SEC has played 49 games in the "Final Four" of the College World Series since 1990, an average of over 1.5 per year. Only five times, 1992, 1994, 2003, 2006 and 2007 has the SEC failed to get a team to the "Final Four" of the CWS.



- The SEC has averaged over eight games played per year in the College World Series since 1990. In 2004, 12 of the 15 games played in Omaha involved a SEC team. In 1997, the SEC had a team in 13 of the 14 games played in the CWS. Since 1990, an SEC team has played in 169 of the 360 games in the College World Series, an amazing 47 percent of games. SEC teams played in 11 of the 16 in 2014.

- The SEC has sent 11 of its 14 schools to the College World Series since 1990 - Alabama, Arkansas, Auburn, Florida, Georgia, LSU, Ole Miss, Mississippi State, South Carolina, Tennessee and Vanderbilt. Texas A&M also advanced three times since 1990 prior to joining SEC.

- Since 1990, 172 SEC squads have been invited to the NCAA Tournament, an average of better than seven per season. The SEC set yet another NCAA record in 2010 with 10 teams earning postseason berths. The SEC also had a NCAA-record five teams earn regional host sites in 2004 and 2006.

- The SEC has had an NCAA-high 11 different teams compete in the 68-year history of the College World Series. In those appearances, the conference has registered a 127-127 record, a .500 winning percentage.

- Since 1990, 32 SEC squads have posted 50+ wins, while 123 have won 40+ games in a season.

- The SEC posted a 288-102 record against non-conference foes in 2014, a 73.8 winning percentage.

- SEC teams have also been strong in the polls. Since 1990, 121 conference teams have appeared in the final ESPN/USA Today Coaches poll.



ARKANSAS BASEBALL

2015 RAZORBACKS

FACILITIES

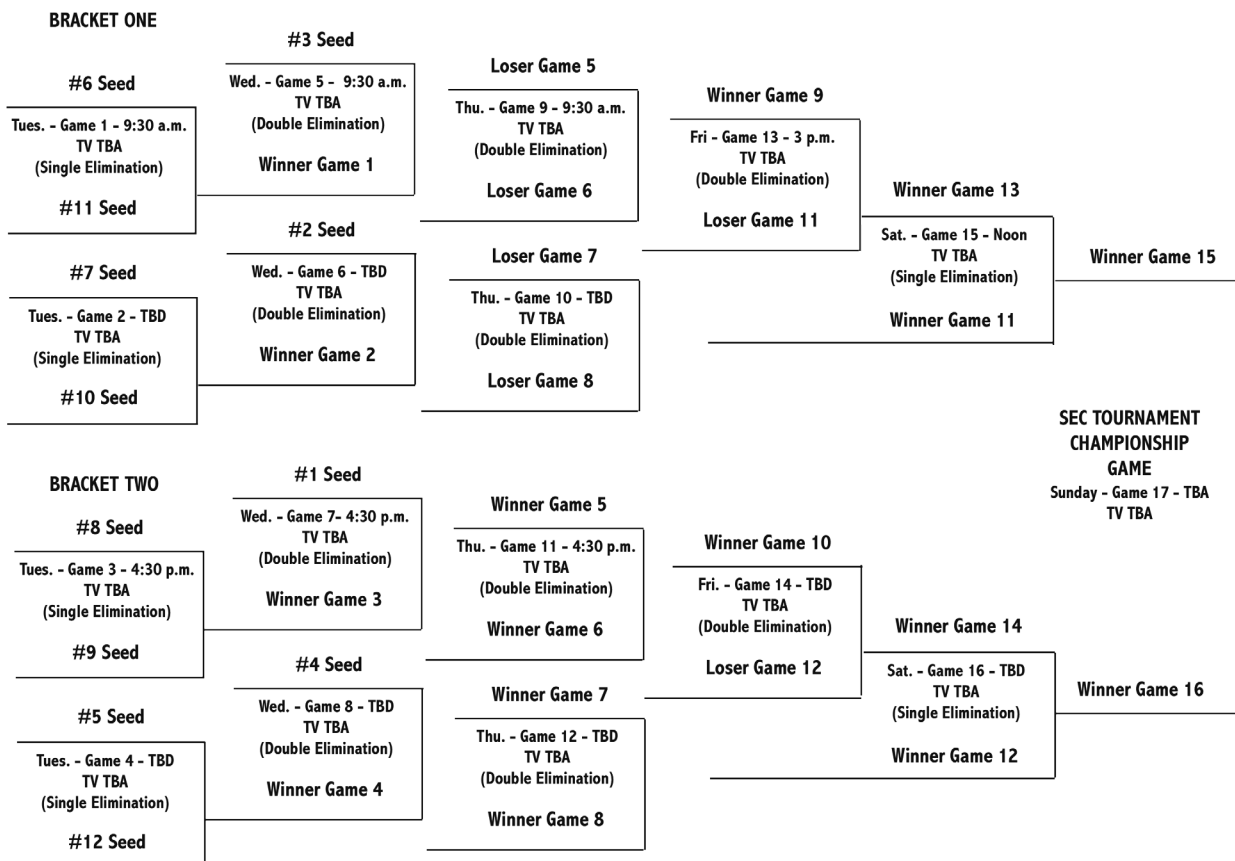
2014 REVIEW

HISTORY

THE UNIVERSITY

2015 SEC TOURNAMENT

May 19-24 | Hoover Metropolitan Stadium | Hoover, Ala.





UNIVERSITY OF
ARKANSAS

Transforming the Flagship

Amazing things are happening at the University of Arkansas. The university has reached numerous new milestones and records over the last several years, and has set an ambitious goal of becoming a top 50 public research university by 2021. We would like to share some of our recent accomplishments with you.

We think you'll agree great things are happening here.

The Campus

Honors College Moves Into New Home

The Honors College has taken a large step towards building a more cohesive honors community on campus and recruiting top students with the completion of its new home on campus, the 21,000-square-foot addition to historic Ozark Hall, and the renovation of Hotz Honors Hall. In the first national study of leading public honors programs, the Honors College tied for third in "Excellence Impact or Value Added" and ranked 17th in "Overall Excellence."

Renovated Vol Walker Opens for Classes

The Fay Jones School of Architecture celebrated the completion of the renovated Vol Walker Hall and its new addition, the Steven L. Anderson Design Center, a \$36.6 million project that brings together the departments of architecture, landscape architecture and interior design for the first time in school history.

Biomedical Engineering's New Home

Recent renovations to the John A. White, Jr. Engineering Hall created office, classroom and lab space for the department of biomedical engineering.

Alumni Association Sets Record

The Arkansas Alumni Association's scholarship program awarded \$1 million to 442 University of Arkansas students last year – a milestone for the program, which began in 1990.

Coming Attraction: Jim and Joyce Faulkner Performing Arts Center

Plans are in place to renovate the historic old Field House on campus and transform it into the Jim and Joyce Faulkner Performing Arts Center, a venue that will offer seating for almost 600 patrons.

Cost Savings Keep Tuition Low

A cost-savings and containment program was implemented in 2008. This program has now resulted in almost \$62 million in cost reduction and savings for our campus and has been put back toward academic programs to help keep the cost of tuition low.

Faculty Achievements, Innovations & Research

Picasolar Recognized as 'Most Promising'

Picasolar Inc., a start-up firm affiliated with the university, recently received a 2013 Energy & Clean Technology Award

for its patent-pending process to improve the efficiency of solar cells. The company won more than \$300,000 in cash while competing for the U of A at graduate business plan competitions.

Top 10 World Changing Ideas

Scientific American ranked The Sustainability Consortium, which is jointly administered by the University of Arkansas and Arizona State University, among the top 10 World Changing Ideas for 2012.

Study Looks at Broad Effects of Museum Field Trips

Researchers in the doctoral program in education policy conducted the first large-scale, randomized-control trial designed to measure what students learn from school field trips to a museum, in this case the Crystal Bridges Museum of American Art in Bentonville. They found that students demonstrated stronger critical thinking skills, displayed higher levels of tolerance, had more historical empathy and developed a taste for being a cultural consumer in the future.



Enrollment: **26,237**

(Fall 2014)



Record \$32 Million Grant

The U.S. Department of Education awarded a \$32 million, five-year grant to the College of Education and Health Professions and the Arkansas Department of Education to fund a program aimed at improving the education and career outcomes of low-income Arkansas teenagers with disabilities. The federal research grant is believed to be the largest the university has received in its history.

Transformative Contributions

Anthropology professor Peter S. Ungar has been named a fellow of the American Association for the Advancement of Science for “extensive and transformative contributions to understanding human evolution, particularly the evolution of diet and paleoecology, and for education and service to his university and discipline.”

Adams Honored for Excellence in STEM Research and Mentoring

Paul Adams, an associate professor of chemistry and biochemistry in the J. William Fulbright College of Arts and Sciences, received the 2013 Presidential Award for Excellence in STEM Research and Mentoring from the National Organization for the Professional Advancement of Black Chemists and Chemical Engineers (NOBCChE).

Students First

Razorback Bridge Program Going Strong

Last fall, we welcomed our largest class of 47 Razorback Bridge Scholars, a scholarship program targeting diversity by ethnicity, gender, geography, and first-generation status and supporting student college success and persistence through academic retention resources. The Razorback Bridge Scholarship program is in its fourth year and has so far served 151 scholars.

Graduation Rates Best in State

Graduation rates recently exceeded 60 percent - top in the state among all public universities. Our goal is to reach 70 percent by 2021.

Freshman GPA Rises

The percentage of new students with a high school GPA of 3.75 or higher is at a record high and the percentage of our freshmen classes with ACT scores of 30 or

higher also continues to set new records for the university.

ACT Academy Helping Drive Diversity Growth

College Access Initiative served a record 230 students last summer in its ACT Academy, an intensive college readiness program overwhelmingly serving minority students from east, central and south Arkansas. Since the inaugural academy in 2010, one-third of participants have enrolled at the U of A.

Business Plan Teams Create Jobs, Receive National Recognition

Since 2009, U of A entrepreneurial teams have won 20 national business plan competitions, two times more than the next competitor, and over \$2.3 million in cash prizes. In the past six years, student startup teams have founded 12 high-growth businesses, raised over \$25 million in grants and investments and employed more than 100 Arkansans in high-wage jobs.

7th fastest growing public research university in the nation by *The Chronicle of Higher Education*





Student-Athletes Set GPA Record

Razorback student-athletes set a new record with a 3.18 cumulative GPA for the 2013-14 academic year, continuing a streak of nine consecutive semesters with an average cumulative GPA of 3.0 or more.

National Reputation

School of Law Best Value in Country

The National Jurist ranked the School of Law the “Best Value” among American law schools. The School of Law is also ranked in the top tier of law schools for the fifth consecutive year and continues its steady climb in the rankings, now at 36th place among public law schools.

Bumpers College No. 22 Nationally

The Dale Bumpers College of Agricultural, Food and Life Sciences was tied for No. 22 among all United States institutions listed and tied for No. 51 in the world according to the QS World University Rankings by Subject published by TopUniversities.com.

Full Circle Campus Food Pantry Honored as Champion of Change

The Full Circle Campus Food Pantry was recognized by President Obama as one of five winners in the White House Campus Champions of Change Challenge. Four students and one staff member traveled to Washington, D.C. to be honored for their work.

Top Ranking for Programs in Creative Writing

In its “2013 MFA Index,” *Poets & Writers* magazine ranked the J. William Fulbright College of Arts and Sciences’ creative writing and translation program 39th, including eighth in job placement for its graduates.

Architecture Program Ranked 8th in Nation Among Public Institutions

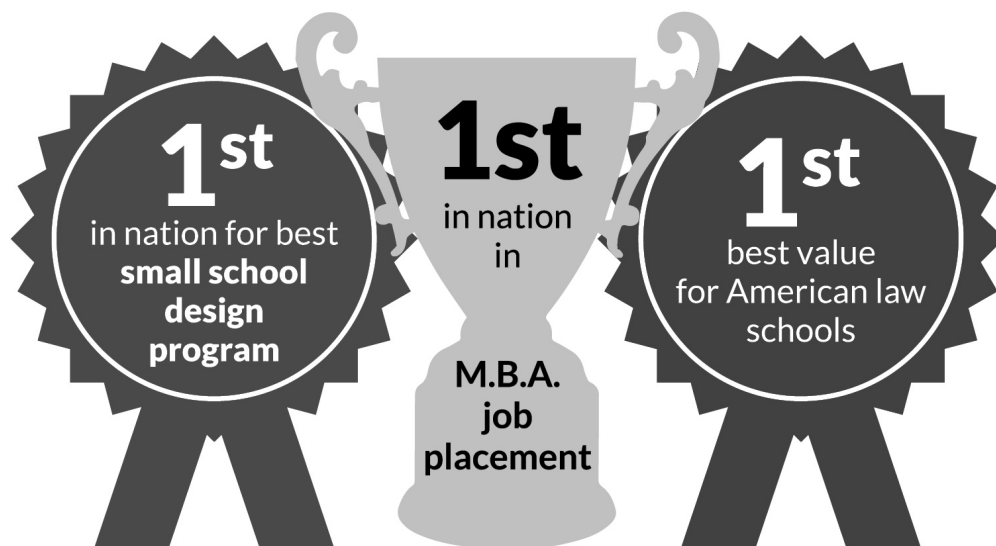
The Fay Jones School’s architecture program ranked 19th in the nation, and the eighth-best program among public universities, in the 13th Annual Survey of America’s Best Architecture and Design Schools, a study conducted by the Design Futures Council, which also twice ranked the School of Architecture No. 1 nationally for “Best Small School Design Program” and “Top for Regional Respect and Admiration.”


Walton College First in M.B.A. Job Placement

The Sam M. Walton College of Business tied for 27th among the nation’s top public undergraduate business schools, according to the *U.S. News & World Report’s* America’s Best Colleges 2014, and was 47th overall among public and private business colleges. The full-time Walton M.B.A. program is ranked No. 1 in the nation in the percentage of students with jobs the day they graduate.

Rehabilitation Counseling Program Among Top 20

In *U.S. News & World Report’s* 2014 Best Graduate School Rankings, the rehabilitation counseling program in the College of Education and Health Professions was ranked 16th nationally. It is also ranked No. 8 in the nation for scholarly productivity by faculty members.





The Silas Hunt Memorial Sculpture is a tribute to the first African American student to integrate a major Southern university since Reconstruction. A veteran of World War II, Hunt was admitted to the University of Arkansas School of Law in 1948.

CHANCELLOR DR. G. DAVID GEARHART

ARKANSAS BASEBALL

2015 RAZORBACKS



Dr. G. David Gearhart became the chancellor of the University of Arkansas on July 1, 2008, following 10 as vice chancellor for University Advancement. Earlier this year, Gearhart, who has served a total of 20 years at university, announced his upcoming retirement, set for July 31, 2015.

Prior to being appointed chancellor, Gearhart oversaw the Campaign for the Twenty-First Century, the most successful capital campaign in Arkansas history, which raised more than \$1 billion for academic programs. That campaign included a \$300 million gift to found an Honors College and endow the Graduate School. In every imaginable way, the university was transformed by this campaign.

"The impact of the \$300 million investment from The Walton Family Charitable Support Foundation and the success of the \$1 billion campaign have been monumental," Gearhart said. "They have given us the means and the momentum to create and nurture a culture of excellence within every college and school, to become a catalyst for growth of the state's knowledge-based economy, and the confidence to know that we can become one of the country's very best land-grant, flagship universities."

As chancellor, Gearhart instituted the first tuition freeze in 24 years and implemented a \$350 million campus building renovation and refurbishment plan, as well as a campuswide energy savings plan. He has also undertaken a renewed emphasis on the arts on campus, including the establishment of the "All Steinway Campus" and the Jim and Joyce Faulkner Performing Arts Center, scheduled to open in 2015. He is well known for his emphasis on "Students First," a philosophy which has resonated across campus and beyond.

In 2010, the Carnegie Foundation awarded the university its highest research classification; in August 2011, the Chronicle of Higher Education named the University of Arkansas to its list of "Great Colleges to Work For"; and most recently, U.S. News and World Report recognized the university as one of 10 "up-and-comers."

FACILITIES

During his tenure, the university has undertaken a dramatic marketing program and has promoted transparency and accountability. Gearhart implemented a major cost savings program that has already resulted in almost \$62 million in cost reduction and savings. Campus enrollment has also grown dramatically to almost 26,000 students. At the same time, diversity in the student body has increased significantly. Gearhart has been heavily involved in the promotion and advocacy of the Dream Act on both the national and state levels.

In addition to his responsibilities as chancellor, Gearhart is a tenured member of the faculty in the College of Education and Health Professions, holding the rank of professor. A nationally respected expert in capital campaigns, he is the author of two books, *The Capital Campaign in Higher Education and Philanthropy*, *Fund Raising and the Capital Campaign*, as well as numerous articles.

Among his current professional affiliations, Gearhart serves as vice president of the University of Arkansas Fayetteville Campus Foundation, is a member of the board of advisors for the Arkansas World Trade Center, is a member of the Northwest Arkansas Council, and is a member of the advisory board of the Pryor Center for Arkansas Oral and Visual History. He also is a licensed attorney in the state of Arkansas.

2014 REVIEW

His Bachelor of Arts degree is from Westminster College where he was named a distinguished alumnus in 1992. Both his law degree and his Doctor of Education degree are from the University of Arkansas. He is a native of Fayetteville.

He and his wife of 40 years, Jane, have two children, three grandchildren and another on the way as the season begins.

DR. SHARON HUNT (FACULTY ATHLETICS REPRESENTATIVE)

HISTORY



Chancellor G. David Gearhart appointed Dr. Sharon Hunt to be the faculty athletics representative (FAR) for the University of Arkansas in August 2010.

Dr. Hunt is the first woman and non-lawyer to hold the post. Dr. Hunt has been on the University of Arkansas faculty since 1990, and she served as the department head of the recently renamed Department of Health, Human Performance and Recreation from July 1, 1990, until June 30, 2011, except for the 2000-01 academic year, when she served as the interim dean of the College of Education and Health Professions. On June 30, 2011 Dr. Hunt stepped down as department head and returned to the faculty at the rank of Professor giving her more time to devote to the FAR position.

A high school athlete, Hunt's involvement with collegiate athletics dates back to her own college days at the University of Arkansas when she played extramural sports with the women's basketball and tennis teams prior to the enactment of Title IX. After receiving her bachelor's and master's degrees in physical education from the university, she went on to earn a Doctor of Education degree from the University of Georgia, where she taught a variety of undergraduate courses as a graduate assistant. Upon the completion of her doctoral degree, she joined the faculty of the University of Kentucky for 13 years, where she taught both undergraduate and graduate courses and served as the graduate coordinator for the Department of Health, Physical Education and Recreation. In 1990, she and her family returned to Fayetteville.

The FAR's responsibilities lie in three broad areas: academic integrity within the athletics program, student-athlete well-being, and institutional control of the athletics program. Dr. Hunt is involved in the student-athlete advisory council on campus and chairs the Academic Credential Review Committee and Athletic's Academic Integrity Committee, and serves as an ex-officio member of the Faculty Athletics Committee. In addition, she travels to represent the University of Arkansas at various SEC and NCAA meetings.

THE UNIVERSITY

Dr. Hunt was instrumental in establishing the graduate athletic training education program in the College of Education and Health Professions, and she has worked closely with athletics on that program. The athletics department provides support to students in the athletic training education program in the form of a stipend, books and travel to the Arkansas Athletic Trainers' Association annual meeting. Two endowed scholarships for athletic training students in honor of longtime Razorback trainers Dean Weber and the late Bill Ferrell were established through the athletics department.

Dr. Hunt has been married to David Hunt since 1973, and they have a son and daughter as well as one grandson and granddaughter.



UNIVERSITY OF ARKANSAS LEADERSHIP

The Board of Trustees of the University of Arkansas serve as the institution's governing body. The board is comprised of 10 trustees representing each of the state's four congressional districts. The president is the chief executive officer of the University of Arkansas

System and reports to the Board of Trustees. Each campus has a chancellor as its chief executive officer, reporting directly to the president.

Board of Trustees



Donald R. Bobbitt
System President



G. David Gearhart
Chancellor



Jim von Grep
Chairman
Rogers




Ben Hyneman
Vice Chairman
Jonesboro



Jane Rogers
Secretary
Little Rock



Stephen Broughton, MD
Asst. Secretary
Pine Bluff



David Pryor
Fayetteville



Mark Waldrip
Moro



John Goodson
Texarkana



Reynie Rutledge
Searcy



C.C. "Cliff" Gibson III
Monticello



Morrill Harriman
Little Rock

A Message from Chancellor Gearhart

Baum Stadium at George Cole Field is one of the nation's best college baseball facilities, but your support is what makes it special. The Razorbacks finished second in attendance nationally last year and have been ranked in the top five in attendance for each of the last 10 years. Your support has helped Coach Van Horn's teams advance to NCAA Tournament play for 13 years in a row, only one of a handful of teams to do so.

At the University of Arkansas, we are very proud of Razorback Athletics and our student-athletes. They are impressive not just on the field or on the court, but in the classroom as well. Our student-athletes set a new record with a 3.18 cumulative GPA for the 2013-14 academic year and have a streak of 10-consecutive semesters with an average cumulative GPA of 3.0 or more. Our student-athletes are also generous when it comes to volunteering on campus and in the community.

On behalf of the university, thank you for your support of them and all of our students, faculty and staff.

Go Hogs!
G. David Gearhart
Chancellor

University of Arkansas Campus Leadership
Fayetteville Executive Committee

G. David Gearhart
Chancellor

Jeff Long
Vice Chancellor for Intercollegiate Athletics

Charles Robinson
Vice Chancellor for Diversity and Community

Sharon Gaber
Provost and Vice Chancellor for Academic Affairs

Tim O'Donnell
Interim Vice Chancellor for Finance & Administration

Judy Schwab
Associate Vice Chancellor for Administration

Randy Massanelli
Vice Chancellor for Governmental Relations

Daniel Pugh
Vice Provost for Student Affairs/Dean of Students

Chris Wyrick
Vice Chancellor for University Advancement

ARKANSAS BASEBALL

2015 RAZORBACKS

FACILITIES

2014 REVIEW

HISTORY

THE UNIVERSITY



JEFF LONG || VICE CHANCELLOR & DIRECTOR OF ATHLETICS

In his seventh full year as Vice Chancellor and Director of Athletics, Jeff Long has helped transform the University of Arkansas' Department of Intercollegiate Athletics into one of the most successful and nationally respected programs in the country. Along the way, Long has gained national attention and earned numerous awards for his progressive leadership of a program encompassing 19 sports and more than 460 student-athletes.

Long's appointment as the first ever chairman of the College Football Playoff Selection committee provided further evidence that he is already one of the most respected and influential leaders within intercollegiate athletics.

Long chairs a committee of 13 individuals that collectively features more than 230 years of college football experience two former top-level university administrators, five current athletics directors, three members of the College Football Hall of Fame, three former college football head coaches, a former United States Secretary of State, a former member of Congress, and a retired three-star general. As the playoff's selection committee's first chairman, Long will not only lead the distinguished group in selecting the best four college football teams for the inaugural playoff in 2014, but will help the committee define the parameters for selections for years to come.

Even before his appointment as the College Football Playoff Selection Committee's Chairman, Long's leadership and unwavering commitment to the student-athletes and maintaining integrity within intercollegiate athletics has not gone unnoticed. In 2013, Long was named as an Under Armour Athletics Director of the Year for the Football Bowl Subdivision. In 2012, Long was named a finalist for the *SportsBusiness Journal* and *SportsBusiness Daily* Athletic Director of the Year. In the spring of 2012, the Donald W. Reynolds Foundation and longtime chairman Fred W. Smith made a combined gift of more than \$1.25 million to the program in recognition of Long's leadership of Razorback Athletics.

Long leads a comprehensive athletics program committed to the development of student-athletes academically, athletically and socially. A member of Chancellor G. David Gearhart's Executive Committee, Long is helping to chart the course for the future of higher education at the University of Arkansas while integrating Razorback Athletics into the campus community.

In each of the past five years, Razorback Athletics has transferred funds totaling more than \$1 million to support the university's academic mission. For 2014-15, the department's total support of university and student programs and initiatives will include \$2.25 million in direct funding of academic programs including financial support for a new classroom and laboratory building to serve the entire University of Arkansas student population.

In Long's tenure, Arkansas has captured 19 conference championships and advanced to 94 post-season competitions, including the school's first Bowl Championship Series appearance in football and a national title at the 2013 NCAA Men's Indoor Track and Field Championships. In the Learfield Sports Directors Cup, a year-long competition ranking the nation's most successful intercollegiate athletic programs, Arkansas has finished in the top 30 programs nationally six times in the past seven years.

In the classroom, the Razorbacks continue to set new standards including posting a school record student-athlete grade point average of 3.18 in 2013-14. It marked the sixth consecutive year Razorback student-athletes posted a GPA exceeding 3.0. In 2014, for the second consecutive year, Arkansas exceeded the national APR multi-year rate in all 19 sports and had three teams earn NCAA Public Recognition awards. Graduation success rates continue to rise with a total of 112 current or former Razorback student-athletes graduating in 2013-14.

Student-athlete development has also been a priority including the establishment of the Razorback Leadership Academy, the first of its kind





in the Southeastern Conference. In the community, Razorback student-athletes are more active than ever volunteering more than 6,500 hours of time for more various agencies, organizations and schools around the state.

One of the nation's most active athletic directors on Twitter, Long embraces the opportunity to interact with members of the Razorback Nation whether in person or through social media. He currently has more followers than any other athletics director.

Long was selected to replace legendary athletic director and former Razorback football coach Frank Broyles and even before he officially took the reins on Jan. 1, 2008, Arkansas announced that it would combine its previously independent men's and women's athletic programs into one combined athletic program. Long adeptly blended the men's and women's athletic departments into one unified department and established a new administrative structure.

Under Long's leadership, the program has fortified its financial standing ensuring more support for the development of student-athletes. According to USA Today, Arkansas is one of only 23 financially self-sustaining Division I-A athletic programs in the nation. As economic indicators were beginning to point toward challenging economic times, Long signed Arkansas to a deal with IMG College to form Razorback Sports Properties that guarantees the Razorback program \$73 million during the course of the decade-long agreement.

Long also negotiated an extensive all sports apparel and footwear agreement with NIKE, Inc. that will outfit all 19 Razorback sports programs through the 2014-15 season. In December 2012, Forbes Magazine estimated the value of the Razorback Football program at \$83 million, ranking the University of Arkansas in the top 10 nationally for the second consecutive year.

In 2010, Long moved to help meet the growing financial needs of fielding a nationally competitive all sports program. The athletic department launched the "Answer the Call" campaign through the Razorback Foundation which resulted in more than 2,600 new members and helped generate more than \$6.5 million in additional support for Razorback student-athletes. In 2012, Long guided the program to a record breaking fundraising year further bolstering Arkansas' financial strength.

With an eye towards the future, Long commissioned a comprehensive plan to assess the future facility needs of the program. Unveiled in October 2011, the Razorback Athletic Facilities Master Plan provided a vision and the road map for \$320 million of facility renovations and additions that will help all 19 Razorback sports remain competitive in the Southeastern

Conference and nationally over the next 30 years. The first major project from the master plan, the \$40 million Fred W. Smith Football Center, opened in the summer of 2013. In the summer of 2014, the baseball and track indoor training center was completed. In addition, a Basketball Performance Center and Student-athlete Success Center are currently under construction.

According to a recent economic impact study, Razorback Athletics will have an estimated economic impact of more than \$1 billion in the next five years. The study estimated that Razorback Athletics generates \$153.6 million annually to the region's economy including the benefits of drawing more than a million fans annually to campus to cheer on the Razorbacks. Planned athletic construction during the course of the next five years will generate another \$239.7 million.

A veteran administrator with a track record of the highest commitment to the concept of "student-athlete," Long has had more than two decades experience in athletic administration at the Division I level including at the University of Pittsburgh, University of Oklahoma, University of Michigan, Virginia Tech University, Eastern Kentucky University and Rice University. Long also understands the coach's perspective from time spent in coaching staff positions at Duke University, University of Michigan and North Carolina State University.

His experience as an athletic director and administrator in five of the six Bowl Championship Series conferences - the Big 12, Big Ten, Big East, Atlantic Coast and SEC - gives Long a uniquely informed perspective on intercollegiate athletics.

On the forefront of NCAA governance, Long has served on the NCAA Management Council, the NCAA's Sports Wagering Task Force and as a member of the Executive Committee of the Division I-A Athletic Directors' Association. Long served on the NCAA Championships/Sports Management Cabinet.

Prior to assuming his current roles at Arkansas, Long served for four years as the athletic director at the University of Pittsburgh. Long redefined Pitt athletics, most notably through the "Quest for Excellence" campaign that raised nearly \$34 million to enhance the student-athlete experience. During his tenure the Panthers' were selected as the No. 17 overall program in the nation in the December 2006 Sports Illustrated on Campus' All-Sport Rankings.

Before arriving at Pitt, Long was senior associate athletic director at Oklahoma for two and a half years overseeing external affairs for the Sooners. In addition, Long was the primary administrator for the Sooners' highly successful football and men's basketball programs, along with sport supervision of baseball, wrestling and both golf teams.

Long's first appointment as a director of athletics was at Eastern Kentucky where he served for two and a half years. Prior to Eastern, Long had a brief stay with Virginia Tech as an associate athletics director.

He began his career in college athletic administration at Michigan, hired by legendary coach and athletics director, the late Bo Schembechler. During his seasons with the Wolverines, Long was promoted through a series of posts to the position of associate athletics director.

A former two-sport athlete at Ohio Wesleyan, Long earned seven varsity letters for the Bishops in football and baseball before completing his degree in economics in 1982. He started his post-graduate career in athletics working on head coach Tom Reed's staff as a graduate assistant football coach at the cradle of coaches, Miami University of Ohio. Long earned his master's in education at Miami in 1983, moving on to football staff positions at Rice, Duke and N.C. State prior to joining Michigan.

An Ohio native from Kettering, Long is married to the former Fanny Gellrich of Ann Arbor, Mich. The Longs have two daughters, Stephanie and Christina.

ARKANSAS BASEBALL



JEFF LONG
Vice Chancellor
and Director of Athletics



JON FAGG
Senior Associate AD
Administration &
Governance



MATT TRANTHAM
Senior Associate AD
Internal Operations



CLAYTON HAMILTON
Senior Associate AD
Business Operations & CFO

2015 RAZORBACKS



JULIE CROMER
Senior Associate AD
Admin. & Sports Programs/
Senior Woman Administrator



CHRIS FREET
Senior Associate AD
External Operations
& Strategic Communications



BYRON HATCH
Associate AD
Business



JUSTIN MALAND
Associate AD
Facilities



ELVIS MOYA
Associate AD
Marketing &
Fan Development

FACILITIES

2014 REVIEW



CHRIS POHL
Associate AD
Event Management &
Sport Administration



TRACEY MAYS STEHLIK
Associate AD
Compliance



KEVIN TRAINOR
Associate AD
Public Relations



ERIC A. WOOD
Associate AD
Student-Athlete Services

HISTORY

THE UNIVERSITY



KALE GOBER
Assistant AD
Development



MARK SCOBEY
Assistant AD
Tickets



MARK TAURISANI
Assistant AD
Football Operations



DAVE VAN HORN
Baseball



MIKE ANDERSON
Men's Basketball



JIMMY DYKES
Women's Basketball



CHRIS BUCKNAM
Men's Cross Country/
Track & Field



LANCE HARTER
Women's Cross Country/
Track & Field



BRET BIELEMA
Football



BRAD MCMAKIN
Men's Golf



SHAUNA ESTES-TAYLOR
Women's Golf



MARK COOK
Gymnastics



COLBY HALE
Soccer



MIKE LARABEE
Softball



SEAN SCHIMMEL
Swimming & Diving



ANDY JACKSON
Men's Tennis



MICHAEL HEGARTY
Women's Tennis



ROBERT PULLIZA
Volleyball

ARKANSAS BASEBALL

2015 RAZORBACKS

FACILITIES

2014 REVIEW

HISTORY

THE UNIVERSITY

ARKANSAS BASEBALL

2015 RAZORBACKS

FACILITIES

2014 REVIEW

HISTORY

THE UNIVERSITY



COREY WOOD
Athletic Trainer



MIKE STROUHAL
Strength & Conditioning



KELLY MOORE
Administrative Assistant
Camp Coordinator



DAVID BEALL
Communications



MARK TAYLOR
Equipment



CHRIS ARNOLD
Orthopedic Physician



AL GORDON
Team Physician



JAMES PULIDO
Academics



BLAKE ANDERSON
Sports Turf Operations



TAYLOR MCGILLIS
Digital Strategist



JT GEREN
Marketing



GLORIA CAPLES
Marketing



ABOUT THE FOUNDATION

As the primary fundraising organization for Arkansas Athletics, the mission of the Razorback Foundation Inc. is to support the athletic endeavors of the University of Arkansas. The Foundation assists our student-athletes by providing financial support for scholarships, facilities and various programs that enable them to realize their dreams of achieving a quality college education while participating in athletics on a nationally competitive level.

WHY WE NEED YOUR HELP

Through contributions from our members who understand the need and cost of maintaining a premier athletic program, we are able to provide scholarship support, funding for facility enhancements and financial assistance to other programs designed to elevate student-athletes and Arkansas Athletics.

Being an active member of the Razorback Foundation is not only an investment in the athletic program and the University of Arkansas, it also unlocks many special benefits to you. These include priority access to season tickets and parking for athletic events, priority points, membership thank you packet, invitations to exclusive member-only events plus more!

JOIN TODAY!

There is no better way to support Razorback Athletics than to contribute to the Razorback Foundation Annual Fund. Your gift, no matter the size, will significantly impact the lives of more than 460 student-athletes.

Several membership levels are available and you may designate your gift(s) to football, men's basketball, baseball, men's Olympic sports and/or women's sports. Gifts may be made outright or via automatic payment plans. The Foundation also offers a Collegiate Membership for current University of Arkansas students as well as a Young Alumni Program for recent graduates.

For more information about membership levels, benefits and other giving opportunities, please contact us at 877-436-0013 or gohogs@razorbackfoundation.com. More information may be found at razorbackfoundation.com.



SEAN ROCHELLE
Executive Director




BILLYE HAWKINS-VETEO
Chief Financial Officer



JOHN MATSKO
Senior Associate
Director



NORM DeBRIYN
Associate Director



MARVIN CASTON
Associate Director



ELIZABETH SULLIVAN
Assistant Director



DEAN WEBER
Assistant Director



TERRY PRENTICE
Assistant Director



CHARLOTTE FAUCETTE
Member Relations



JACKIE ROLLINS
Member Relations



DEBBIE SCOGGIN
Member Relations



JULIA WOODS
Member Relations



CASSY FRITZ
Member Relations



HUNTER SAGELY
Special Initiatives
Coordinator



HAROLD HORTON
Executive Director
Emeritus



@RazorFoundation



/RazorbackFoundation



/RazorbackFoundation