

Yearly Leaders

Scoring Leaders

YEAR	NAME, POS.	POINTS
1933	Abe Mickal, B	38
1934	Walter Sullivan, B	36
1935	Bill Crass, B	36
1936	Gaynell Tinsley, E	48
1937	Pinky Rohm, B; Jabbo Stell, B	54
1938	Ken Kavanaugh, Sr., E	31
1939	Ken Kavanaugh, Sr., E	54
1940	Adrian Dodson, B	42
1941	Sulcer Harris, B	36
1942	Walter Gorinski, B	36
1943	Steve Van Buren, B	98
1944	Elwyn Rowan, FB	18
1945	Gene Knight, FB	51
1946	Al Heroman, HB	30
1947	Zollie Toth, FB; Rip Collins, FB	30
1948	Six Players Tied	12
1949	Carroll Griffith, QB	39
1950	Ken Konz, HB	45
1951	Leroy Labat, HB	30
1952	Jerry Marchand, FB	42
1953	Jerry Marchand, FB	48
1954	Vince Gonzales, HB Chuck Jones, HB	24
1955	Vince Gonzales, HB	32
1956	Jimmy Taylor, FB	59
1957	Jimmy Taylor, FB	86
1958	Billy Cannon, FB	74
1959	Billy Cannon, HB	44
1960	Wendell Harris, HB	34
1961	Wendell Harris, HB	94
1962	Jerry Stovall, HB	66
1963	Donald Schwab, FB	36
1964	Doug Moreau, FL	73

1965	Doug Moreau, SE	59
1966	Tommy Allen, TB	31
1967	Roy Hurd, K	31
1968	Mark Lumpkin, K	40
1969	Mark Lumpkin, K	62
1970	Mark Lumpkin, K	53
1971	Jay Michaelson, TE	72
1972	Rusty Jackson, K	46
1973	Rusty Jackson, K	46
1974	Brad Davis, B	54
1975	Terry Robiskie, B	62
1976	Terry Robiskie, B	72
1977	Charles Alexander, B	104
1978	Charles Alexander, B	98
1979	Don Barthel, K David Woodley, QB	42
1980	David Johnston, K	42
1981	David Johnston, K	47
1982	Dalton Hilliard, TB	96
1983	Juan Betanzos, K	67
1984	Dalton Hilliard, RB	84
1985	Dalton Hilliard, RB	84
1986	Wendell Davis, WR	66
1987	David Brownndyke, PK	83
1988	David Brownndyke, PK	77
1989	David Brownndyke, PK	71
1990	Pedro Suarez, PK	59
1991	Pedro Suarez, PK	59
1992	Robert Toomer, FB	32
1993	André Lafleur, PK	59
1994	André Lafleur, PK	57
1995	André Lafleur, PK	73
1996	Kevin Faulk, TB	84
1997	Kevin Faulk, TB	90
1998	Kevin Faulk, TB	102
1999	Rondell Mealey, TB	54
2000	John Corbello, PK	63
2001	LaBrandon Toefield, TB	114

Leading Tacklers (SINCE 1962)


YEAR	PLAYER	POSITION	TACKLES
1962	Dennis Gaubatz	Linebacker	59
1963	Robbie Hucklebridge	Guard	51
1964	Mike Vincent	Linebacker	60
1965	Mike Vincent	Linebacker	54
1966	George Bevan	Linebacker	81
1967	Benny Griffin	Linebacker	74
1968	Mike Anderson	Linebacker	89
1969	George Bevan	Linebacker	72
1970	Mike Anderson	Linebacker	74
1971	Ronnie Estay	Tackle	73
1972	Warren Capone	Linebacker	71
1973	Warren Capone	Linebacker	70
1974	Steve Cassidy	Tackle	79
1975	Steve Cassidy	Tackle	83
1976	Jon Streete Dan Alexander	Linebacker Tackle	74 74
1977	John Adams	End	62
1978	Lyman White	End	91
1979	Lyman White	End	109
1980	Al Richardson	Linebacker	129
1981	Al Richardson	Linebacker	150
1982	Lawrence Williams	Linebacker	123
1983	Shawn Burks	Linebacker	98
1984	Shawn Burks	Linebacker	108
1985	Shawn Burks	Linebacker	113
1986	Toby Caston	Linebacker	97
1987	Nicky Hazard	Linebacker	107
1988	Verge Ausberry	Linebacker	96
1989	Verge Ausberry	Linebacker	89
1990	Anthony Marshall	Safety	90
1991	Reggie Walker	Linebacker	108
1992	Anthony Williams David Walkup	Linebacker Linebacker	69 69
1993	Ricardo Washington	Linebacker	76
1994	Rodney Young	Cornerback	80
1995	Allen Stansberry	Linebacker	109
1996	Allen Stansberry	Linebacker	95
1997	Joe Wesley	Linebacker	105
1998	Joe Wesley	Linebacker	93
1999	Ryan Clark	Safety	110
2000	Trev Faulk	Linebacker	113
2001	Trev Faulk	Linebacker	119



Charles Alexander ranks second in LSU history in single-season scoring with 104 points in 1977.



André Lafleur made 37 field goals in his career and is seventh all-time total points.



Al Richardson's 150 tackles in 1981 still stands as the LSU record.

NCAA Leaders from LSU

NCAA Annual Leaders from LSU



RECEIVING

Ken Kavanaugh

1939 , 30 catches (467 yards)



SCORING

Steve Van Buren

1943,98 points (14 TD, 14 PAT)



FIELD GOALS

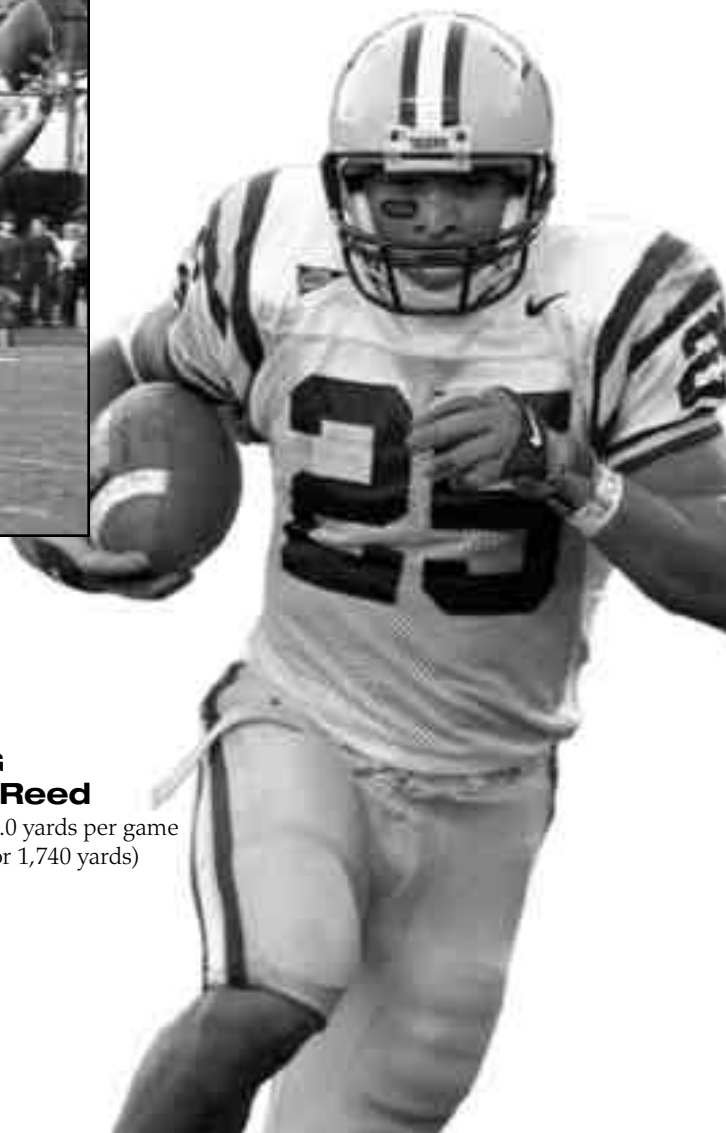
Doug Moreau

1964,.650 (13 of 20)

RECEIVING

Josh Reed

2002, 145.0 yards per game
(94 rec. for 1,740 yards)



NCAA Record Holders



PUNTING - ANNUAL CHAMPION

Chad Kessler

1997,50.3 (39 for 1,961)

PUNTING - NCAA RECORD

HIGHEST AVERAGE PER PUNT - SEASON (MIN.36-39 PUNTS)

50.3,1997 (39 for 1,961)



TOTAL KICK RETURNS

MOST TOUCHDOWNS SCORED

ON KICK RETURNS - SEASON

Pinky Rohm

5 1937,(3 punts, 2 kickoffs)
(tied with Robert Woods, Grambling, 1997)

SEC Leaders from LSU



Kevin Faulk



LaBrandon Toefield

Southeastern Conference Record Holders

RUSHING

YARDS PER RUSH - GAME (MIN.10 RUSHES)

19.6 Harvey Williams,vs.Rice,1987 (196 on 10 att)

ALL-PURPOSE YARDS - SEASON

2,109 Kevin Faulk,1998 (1,279 rush,287 rec.,265 PR,278 KOR)

ALL-PURPOSE YARDS - SEASON AVERAGE

191.7 Kevin Faulk,1998 (2,109 in 11 games)

ALL-PURPOSE YARDS - CAREER

6,833 Kevin Faulk,1995-98 (4,557 rush,600 rec.,832,PR,844 KOR)

RECEIVING

RECEIVING YARDS - CAREER

3,001 JoshReed,1999-2001 (167 for 3,001)

RECEIVING YARDS - SEASON

1,740 Josh Reed,2001 (94 for 1,740)

RECEIVING YARDS - GAME

293 Josh Reed vs.Alabama,2001

RECEPTIONS - GAME

19 Josh Reed vs.Alabama,2001

YARD PER GAME

145.0 Josh Reed,2001 (94 for 1,740)

YARDS PER CATCH - SEASON (MIN.50 CATCHES)

20.5 Eric Martin,1983 (52 for 1,064)

YARDS PER CATCH - SEASON (MIN.75 CATCHES)

18.5 Josh Reed,2001 (94 for 1,740)

TOUCHDOWN CATCHES - GAME

5 Carlos Carson vs.Rice,1977

TOTAL YARDS - GAME

540 Rohan Davey vs.Alabama,2001 (12 rush,528 pass)

SCORING

RUSHING TOUCHDOWNS - SEASON

19 LaBrandon Toefield,2001

FIELD GOAL PERCENTAGE - SEASON (MIN.10 MADE)

100.0 David Browndyke,1989 (14 of 14)

MOST POINTS BY NON-KICKER - CAREER

318 Kevin Faulk,1995-98 (46 rush,4 rec,2 PR,1 KOR)

PUNTING

PUNTING AVERAGE - SEASON (MIN.30 PUNTS)

50.3 Chad Kessler, 1997 (39 for 1,961)

PUNT RETURNS

PUNT RETURN TOUCHDOWNS - GAME

2 Tommy Casanova,vs.Ole Miss,1970 (tied with 3 others)

PUNT RETURN TOUCHDOWNS - SEASON

3 Pinky Rohm,1937
(tied with 4 others)

TOTAL KICK RETURNS

KICK RETURN TOUCHDOWNS - SEASON

5 Pinky Rohm,1937
(3 punts,2 kickoffs)

SEC Annual Leaders from LSU

RUSHING

(Based on per game average beginning in 1970)

1953 Jerry Marchand,696 yards (137 att.)
1957 Jimmy Taylor, 767 yards (162 att.)
1958 Billy Cannon,686 (115 att.)
1964 Don Schwab, 683 (160 att.)
1976 Terry Robiskie,101.5 (1,117 on 224 att.)
1977 Charles Alexander, 153.3 (1,686 on 311 att.)
1997 Kevin Faulk,127.1 (1,144 on 205 att.)
1998 Kevin Faulk,116.3 (1,279 on 229 att.)

PASSING EFFICIENCY

1971 Bert Jones,141.43 (119 att,66 cmp, 945 yds)
1972 Bert Jones,129.00 (199 att,103 cmp, 1,446 yds)
1982 Alan Risher, 146.00 (234 att,149 cmp, 1,834 yds)
1986 Tommy Hodson,142.90 (288 att,175 cmp, 2,261 yds)
1989 Tommy Hodson,143.41 (317 att,183 cmp, 2,655 yds)

RECEIVING

(Based on receptions per game beginning in 1970)

1986 Wendell Davis,7.3 (80 rec.for 1,244 yds)
1987 Wendell Davis,6.6 (72 rec.for 993 yards)
1991 Todd Kinchen,4.8 (53 rec.for 855 yards)
2001 Josh Reed,7.83 (94 rec.for 1,740 yards)

TOTAL OFFENSE

(Based on average yards per game beginning in 1970)

1977 Charles Alexander, 162.1 (1,783 yards in 11 games)
1989 Tommy Hodson,236.7 (2,604 yards in 11 games)

SCORING

(Based on points per game beginning in 1970)

1938 Pinky Rohm,54 points
1943 Steve Van Buren,98 points
1956 Jimmy Taylor, 59 points
1957 Jimmy Taylor, 86 points
1958 Billy Cannon,74 points
1961 Wendell Harris,94 points
1964 Doug Moreau,73 points
1976 Terry Robiskie,6.5 (72 points)
1977 Charles Alexander, 9.5 (104 points)
1997 Kevin Faulk,10.0 (90 points)
1998 Kevin Faulk,9.27 (102 points)

PUNTING

1948 Rip Collins,41.3
1967 Eddie Ray, 42.8
1987 Matt DeFrank,41.6
1989 Rene' Bourgeois,43.9
1995 Chad Kessler, 44.1
1997 Chad Kessler, 50.3
1999 Corey Gibbs,43.0



Todd Kinchen



Harvey Williams

Early Day Records

Individual Records

POINTS SCORED

GAME:34 by Tom Dutton vs. Tulane (11-28-12)

SEASON:125 by G.E.(Doc) Fenton (1908)

CAREER:269 by G.E.(Doc) Fenton (1907-1909)

TOUCHDOWNS

GAME:6 by Tom Dutton vs. Tulane (11-28-12)

SEASON:15 by L.H.(Dutch) Dupont (1913)

CAREER:36 by G.E.(Doc) Fenton (1907-1909)

TOUCHDOWNS BY RECEIVING

GAME:3 by Gaynell Tinsley vs. Tulane (11-28-36)

SEASON:NOT AVAILABLE

CAREER:NOT AVAILABLE

PATS BY KICKING

GAME:10 by O.W. McNeese vs.Millsaps (11-11-00)

SEASON:36 by G.E.(Doc) Fenton (1908)

CAREER:NOT AVAILABLE

CONSECUTIVE PATS BY KICKING

GAME:8 by G.E.(Doc) Fenton vs.Baylor (11-30-07)

SEASON:NOT AVAILABLE

CAREER:18 by Abe Mickal (1933-34)

FIELD GOALS

GAME:NOT AVAILABLE

SEASON:6 by G.E.(Doc) Fenton (1908)

CAREER:NOT AVAILABLE

LONGEST PLAYS

TOUCHDOWN BY RUSHING: 94 yards by Jesse Fatherree vs. Georgia (11-16-35)

TOUCHDOWN BY PUNT RETURN: 100 yards by Jesse Fatherree (opponent unavailable,1935); by Mike Lally (opponent unavailable,1908)

FIELD GOAL: 45 yards by G.E.(Doc) Fenton (opponent unavailable,1908); by H.E.Landry (opponent unavailable,1902)

PUNT: 93 yards (73 yards in the air) by Bill Pitcher (opponent unavailable,1924)

Team Records

POINTS SCORED

GAME:93 vs.Southwestern Louisiana (11-21-36)

SEASON:442 (1908)

TOUCHDOWNS

GAME:15 vs.Baylor (11-10-08)

TOUCHDOWNS BY RUSHING

GAME:11 vs.Southwestern Louisiana (11-21-36)

SEASON:NOT AVAILABLE

PATS BY KICKING

GAME:10 vs.Millspas (11-11-00)

SEASON:36 (1908)

RUSHING YARDS

GAME:726 vs. Tulane (12-14-98)

SEASON:NOT AVAILABLE

POINTS ALLOWED

GAME:0 vs.many opponents,most recently vs. Tulane (11-28-36)

SEASON:11 (1908)

TOUCHDOWNS ALLOWED

GAME:0 vs.many opponents,most recently vs. Tulane (11-28-36)

SEASON:1 (1908)

TOP SCHOLARS

G. Ellwood "Doc" Fenton

G. Ellwood "Doc" Fenton, nicknamed "Kandy Kid" was one of the early great players in LSU football history and a leader on the Tigers' first truly great football team that went 10-0 in 1908.

Coached by Edgar R. Wingard (below), the Tigers were dubbed the "point a minute" team as they ran up 442 points in 450 minutes of play.

Fenton's exploits, including 125 points scored, led LSU to the 1908 championship of the Southern Intercollegiate Association.



Edgar R. Wingard coached LSU to an undefeated season in 1908.

Yearly Records

The Southeastern Conference, of which LSU is a charter member, was founded in 1933. Since that time, LSU has fashioned a 229-181-22 (.558) record against the league schools, for the conference's fourth-highest all time winning percentage. From 1923-32, LSU was affiliated with the 22-member Southern Intercollegiate Conference (SIC) and posted an 18-21-3 (.464) record. Prior to 1923, the Tigers were members of the much larger Southern Intercollegiate Athletic Association (SIAA) and logged a 37-38-5 (.494) record.

SEASON	OVERALL			CONFERENCE			PCT.	COACH	HIGHLIGHTS	
	W	L	T	PCT.	W	L				T
1893	0	1	0	.000	0	1	0	.000	C.E Coates	
1894	2	1	0	.667	0	1	0	.000	A.P. Simmons	
1895	3	0	0	1.000	2	0	0	1.000	A.P. Simmons	First Undefeated Season
1896	6	0	0	1.000	3	0	0	1.000	A.W. Jeardeau	SIAA Co-Champion
1897	1	1	0	.500	0	0	0	---	A.W. Jeardeau	
1898	1	0	0	1.000	1	0	0	1.000	E.A. Chavanne	
1899	1	4	0	.250	1	2	0	.333	J.P. Gregg	
1900	2	2	0	.500	0	1	0	.000	E.A. Chavanne	
1901	5	1	0	.834	2	1	0	.667	W.S. Borland	
1902	6	1	0	.857	4	1	0	.800	W.S. Borland	SIAA Co-Champion
1903	4	5	0	.445	0	4	0	.000	W.S. Borland	
1904	3	4	0	.429	1	2	0	.333	D.A. Killian	
1905	3	0	0	1.000	2	0	0	1.000	D.A. Killian	
1906	2	2	2	.500	0	1	1	.000	D.A. Killian	
1907	7	3	0	.700	2	1	0	.667	Edgar R. Wingard	
1908	10	0	0	1.000	2	0	0	1.000	Edgar R. Wingard	SIAA Champion, First 10-Win Season
1909	6	2	0	.750	3	1	0	.750	J.G. Pritchard/J.W. Mayhew	
1910	1	5	0	.167	0	3	0	.000	J.W. Mayhew	
1911	6	3	0	.667	1	1	0	.500	J.K. Dwyer	
1912	4	3	0	.571	1	3	0	.250	J.K. Dwyer	
1913	6	1	2	.857	1	1	1	.500	J.K. Dwyer	
1914	4	4	1	.500	0	1	1	.000	E.T. McDonald	
1915	6	2	0	.750	3	1	0	.750	E.T. McDonald	
1916	7	1	2	.785	2	1	1	.667	E.T. McDonald/I.R. Pray/D.X. Bible	
1917	3	5	0	.375	1	3	0	.275	W. Sutton	
1918				No Games, World War I						
1919	6	2	0	.750	2	2	0	.500	Irving R. Pray	
1920	5	3	1	.625	0	3	0	.000	Branch Bocock	
1921	6	1	1	.857	2	1	1	.667	Branch Bocock	
1922	3	7	0	.300	1	2	0	.333	Irving R. Pray	
1923	3	5	1	.375	0	3	0	.000	Mike Donahue	
1924	5	4	0	.556	0	3	0	.000	Mike Donahue	
1925	5	3	1	.625	0	2	1	.000	Mike Donahue	
1926	6	3	0	.667	3	3	0	.500	Mike Donahue	
1927	4	4	1	.500	2	3	1	.400	Mike Donahue	
1928	6	2	1	.750	3	1	1	.750	Russ Cohen	
1929	6	3	0	.667	3	1	0	.750	Russ Cohen	
1930	6	4	0	.600	2	3	0	.400	Russ Cohen	
1931	5	4	0	.556	2	2	0	.500	Russ Cohen	
1932	6	3	1	.667	3	0	0	1.000	Biff Jones	SIC Co-Champion
1933	7	0	3	.850	3	0	2	.800	Biff Jones	
1934	7	2	2	.800	4	2	0	.667	Biff Jones	
1935	9	2	0	.818	5	0	0	1.000	Bernie Moore	SEC Champion, Sugar Bowl
1936	9	1	1	.864	6	0	0	1.000	Bernie Moore	SEC Champion, Sugar Bowl
1937	9	2	0	.818	5	1	0	.833	Bernie Moore	Sugar Bowl
1938	6	4	0	.600	2	4	0	.333	Bernie Moore	
1939	4	5	0	.444	1	5	0	.167	Bernie Moore	
1940	6	4	0	.600	3	3	0	.500	Bernie Moore	
1941	4	4	2	.500	2	2	2	.500	Bernie Moore	
1942	7	3	0	.700	3	2	0	.600	Bernie Moore	
1943	6	3	0	.667	2	2	0	.500	Bernie Moore	Orange Bowl
1944	2	5	1	.313	2	3	1	.417	Bernie Moore	
1945	7	2	0	.778	5	2	0	.714	Bernie Moore	
1946	9	1	1	.864	5	1	0	.833	Bernie Moore	Cotton Bowl
1947	5	3	1	.611	2	3	1	.417	Bernie Moore	
1948	3	7	0	.300	1	5	0	.167	Gaynell Tinsley	
1949	8	3	0	.727	4	2	0	.667	Gaynell Tinsley	Sugar Bowl
1950	4	5	2	.455	2	3	2	.429	Gaynell Tinsley	
1951	7	3	1	.682	4	2	1	.643	Gaynell Tinsley	
1952	3	7	0	.300	2	5	0	.286	Gaynell Tinsley	
1953	5	3	3	.590	2	3	3	.438	Gaynell Tinsley	
1954	5	6	0	.455	2	5	0	.286	Gaynell Tinsley	
1955	3	5	2	.400	2	3	1	.417	Paul Dietzel	
1956	3	7	0	.300	1	5	0	.167	Paul Dietzel	
1957	5	5	0	.500	4	4	0	.500	Paul Dietzel	
1958	11	0	0	1.000	6	0	0	1.000	Paul Dietzel	SEC & National Champion, Sugar Bowl
1959	9	2	0	.818	5	1	0	.833	Paul Dietzel	Sugar Bowl

Yearly Records

MILESTONES

FIRSTS AND LASTS

First Game:1893 vs. Tulane (0-34) at New Orleans
 First Victory:1894 vs.Natchez AC (36-0) at Natchez, Miss.
 First Loss:1893 vs. Tulane (0-34) at New Orleans
 First Perfect Season:1895, record was 3-0-0
 Last Perfect Season:1958, record was 11-0 (NATIONAL CHAMPION)
 First Bowl Game:Jan.1,1936 (Sugar Bowl) vs.TCU (2-3) at New Orleans
 Last Bowl Game:Jan.1,2002 (Sugar Bowl) vs.Illinois (47-34) at New Orleans, La.(ABC)
 First TV Game:Jan.1,1959 (Sugar Bowl) vs.Clemson (7-0) at New Orleans (NBC)
 Last TV Game:Jan.1,2002 (Sugar Bowl) vs.Illinois (47-34) at New Orleans, La.(ABC)

GAMES

50th Game:1904 vs.Shreveport AC (0-16) at Shreveport, La.
 100th Game:1911 vs.Louisiana Normal (46-0) at Baton Rouge
 200th Game:1923 vs.Miss.State (7-14) at Starkville, Miss.
 300th Game:1934 vs.George Washington (6-0) at Washington, D.C.
 400th Game:1944 vs.Georgia (15-7) at Atlanta
 500th Game:1954 vs.Georgia Tech (20-30) at Atlanta
 600th Game:1963 vs.Miss.State (6-7) at Jackson, Miss.
 700th Game:1972 vs.Miss.State (28-14) at Baton Rouge
 800th Game:1981 vs.Florida (10-24) at Baton Rouge
 900th Game:1989 vs. Tulane (27-7) at New Orleans
 1000th Game:1998 vs.Alabama (16-22) at Baton Rouge

VICTORIES

1st Win:1894 vs.Natchez AC (36-0) at Natchez, Miss.
 50th Win:1908 vs.Southwestern (Tenn.) (55-0) at Baton Rouge
 100th Win:1919 vs.Southwestern La.(39-0) at Baton Rouge
 150th Win:1929 vs.Southwestern La.(58-0) at Baton Rouge
 200th Win:1936 vs.Miss.State (12-0) at Baton Rouge
 250th Win:1945 vs.Georgia (32-0) at Athens, Ga.
 300th Win:1954 vs.Florida (20-7) at Baton Rouge
 350th Win:1962 vs. Texas A&M (21-0) at Baton Rouge
 400th Win:1968 vs. Tulane (34-10) at New Orleans
 450th Win:1974 vs. Tulane (24-22) at Baton Rouge
 500th Win:1982 vs.Kentucky (34-10) at Lexington, Ky.
 550th Win:1988 vs.Alabama (19-18) at Tuscaloosa, Ala.
 600th Win:1997 vs.Kentucky (63-28) at Lexington, Ky.
 628th Win:2002 vs.Illinois (47-34) at New Orleans, La.(Sugar Bowl)

LOSSES

50th Loss:1917 vs.Miss.State (0-9) at Baton Rouge
 100th Loss:1934 vs. Tulane (12-13) at Baton Rouge
 150th Loss:1950 vs.Oklahoma (Sugar Bowl) (0-35) at New Orleans
 200th Loss:1963 vs.Rice (12-21) at Houston, Texas
 250th Loss:1977 vs.Stanford (Sun Bowl) (14-24) at El Paso, Texas
 300th Loss:1990 vs.Florida (8-34) at Gainesville, Fla.
 363rd Loss:2001 vs.Ole Miss (24-35) at Baton Rouge

SEASON	OVERALL			CONFERENCE				PCT.	COACH	HIGHLIGHTS
	W	L	T	PCT.	W	L	T			
1960	5	4	1	.550	2	3	1	.417	Paul Dietzel	
1961	10	1	0	.909	6	0	0	1.000	Paul Dietzel	SEC Co-Champion, Orange Bowl
1962	9	1	1	.864	5	1	0	.833	Charles McClendon	Cotton Bowl
1963	7	4	0	.636	4	2	0	.667	Charles McClendon	Bluebonnet Bowl
1964	8	2	1	.772	4	2	1	.643	Charles McClendon	Sugar Bowl
1965	8	3	0	.727	3	3	0	.500	Charles McClendon	Cotton Bowl
1966	5	4	1	.550	3	3	0	.500	Charles McClendon	
1967	7	3	1	.682	3	2	1	.583	Charles McClendon	Sugar Bowl
1968	8	3	0	.727	4	2	0	.667	Charles McClendon	Peach Bowl
1969	9	1	0	.900	4	1	0	.800	Charles McClendon	
1970	9	3	0	.750	5	0	0	1.000	Charles McClendon	SEC Champion, Orange Bowl
1971	9	3	0	.750	3	2	0	.600	Charles McClendon	Sun Bowl
1972	9	2	1	.792	4	1	1	.750	Charles McClendon	Astro-Bluebonnet Bowl
1973	9	3	0	.750	5	1	0	.833	Charles McClendon	Orange Bowl
1974	5	5	1	.500	2	4	0	.250	Charles McClendon	
1975	5	6	0	.454	2	4	0	.250	Charles McClendon	
1976	7	3	1	.682	3	3	0	.500	Charles McClendon	
1977	8	4	0	.667	4	2	0	.667	Charles McClendon	Sun Bowl
1978	8	4	0	.667	3	3	0	.500	Charles McClendon	Liberty Bowl
1979	7	5	0	.583	4	2	0	.667	Charles McClendon	Tangerine Bowl
1980	7	4	0	.636	4	2	0	.667	Jerry Stovall	
1981	3	7	1	.318	1	4	1	.250	Jerry Stovall	
1982	8	3	1	.708	4	1	1	.750	Jerry Stovall	Orange Bowl
1983	4	7	0	.364	0	6	0	.000	Jerry Stovall	
1984	8	3	1	.708	4	1	1	.750	Bill Arnsparger	Sugar Bowl
1985	9	2	1	.792	4	1	1	.750	Bill Arnsparger	Liberty Bowl
1986	9	3	0	.750	5	1	0	.833	Bill Arnsparger	SEC Champion, USF&G Sugar Bowl
1987	10	1	1	.875	5	1	0	.833	Mike Archer	Mazda Gator Bowl
1988	8	4	0	.667	6	1	0	.857	Mike Archer	SEC Co-Champion, Hall of Fame Bowl
1989	4	7	0	.364	2	5	0	.286	Mike Archer	
1990	5	6	0	.455	2	5	0	.286	Mike Archer	
1991	5	6	0	.455	3	4	0	.429	Curley Hallman	
1992	2	9	0	.182	1	7	0	.125	Curley Hallman	
1993	5	6	0	.455	3	5	0	.375	Curley Hallman	
1994	4	7	0	.364	3	5	0	.375	Curley Hallman	
1995	7	4	1	.625	4	3	1	.563	Gerry DiNardo	Independence Bowl
1996	10	2	0	.833	6	2	0	.750	Gerry DiNardo	SEC West Co-Champion, Peach Bowl
1997	9	3	0	.750	6	2	0	.750	Gerry DiNardo	SEC West Co-Champion, Independence Bowl
1998	4	7	0	.364	2	6	0	.250	Gerry DiNardo	
1999	3	8	0	.273	1	7	0	.125	Gerry DiNardo/Hal Hunter	
2000	8	4	0	.667	5	3	0	.625	Nick Saban	Peach Bowl
2001	10	3	0	.769	5	3	0	.625	Nick Saban	SEC Champions, Sugar Bowl
				SIAA	37	38	5	.494	1893-1922	3 SIAAC CHAMPIONSHIPS
				SIC	18	21	3	.464	1923-1932	1 SICC CHAMPIONSHIP
				SEC	229	181	22	.558	1933-PRESENT	7 SEC CHAMPIONSHIPS
TOTALS	628	363	47	.628	289	243	30	.541	1893-PRESENT	33 BOWL APPEARANCES

vs. All Opponents

OPPONENT	SERIES RECORD	FIRST, LAST GAME
Akron	1-0-0	1997
Alabama	18-42-5	1895, 2001
Alabama-Birmingham	0-1-0	2000
Arizona	1-0-0	1984
Arkansas	29-16-2	1901, 2001
Arkansas State	2-0-0	1991, 1998
Army	0-1-0	1931
Auburn	19-16-1	1901, 2001
Baylor	8-3-0	1907, 1985
Boston College	2-0-0	1947, 1953
Cal State Fullerton	1-0-0	1987
Centenary	3-1-1	1895, 1933
Chattanooga	1-0-0	1954
Cincinnati	0-1-0	1897
Citadel	First Meeting	
Clemson	2-0-0	1959, 1996
Colorado	5-1-0	1962, 1980
Colorado State	1-1-0	1985, 1992
Cumberland	0-1-0	1903
Duke	1-1-0	1929, 1958
East Carolina	1-0-0	1985
Florida	19-26-3	1937, 2001
Florida State	2-7-0	1968, 1991
Fordham	2-0-0	1942, 1946
George Washington	1-0-0	1934
Georgia	12-9-1	1928, 1999
Georgia Tech	6-12-0	1915, 2000
Hardin-Simmons	1-0-0	1958
Haskell	1-1-0	1908, 1914
Havana University	1-0-0	1907
Holy Cross	2-1-0	1939, 1941
Houston	2-1-0	1996, 2000
Howard	1-0-0	1907
Idaho	1-0-0	1998
Illinois	1-0-0	2002
Indiana	2-1-0	1924, 1978
Iowa State	1-0-0	1971
Jefferson College	6-0-0	1913, 1920
Kansas State	1-0-0	1980
Kentucky	36-15-1	1949, 2001
Louisiana College	2-0-0	1928, 1929
Louisiana-Lafayette	19-0-0	1902, 1938
La. Normal (NW State)	10-0-0	1911, 1942
Louisiana Tech	15-1-0	1901, 1941
Loyola (New Orleans)	4-1-0	1922, 1939
Manhattan	1-0-0	1935
Maryland	0-3-0	1951, 1955
Mercer	1-0-0	1940
Miami (Fla.)	8-3-0	1946, 1988
Miami (Ohio)	1-1-0	1986, 1990
Michigan State	1-0-0	1995
Middle Tennessee	1-0-0	2001
Millsaps	2-1-0	1900, 1933
Mississippi	49-37-4	1894, 2001
Mississippi College	9-0-1	1910, 1923
Mississippi State	59-33-3*	1896, 2001
Missouri	0-1-0	1978
Nebraska	0-5-1	1971, 1987
New Mexico State	1-0-0	1996
North Carolina	5-1-0	1948, 1986
Notre Dame	4-5-0	1970, 1998

OPPONENT	SERIES RECORD	FIRST, LAST GAME
North Texas	2-0-0	1995, 1999
Ohio	1-0-0	1989, 1989
Ohio State	0-1-1	1987
Oklahoma	0-1-0	1950
Oklahoma State	1-0-0	1956
Oregon	2-1-0	1932, 1977
Oregon State	3-0-0	1976, 1982
Pacific	3-0-0	1950, 1972
Penn State	0-1-0	1974
Rice	37-13-5	1915, 1995
Rutgers	0-1-0	1922
San Jose State	1-0-0	1999
Santa Clara	0-2-0	1937, 1938
Sewanee	3-6-0	1899, 1932
SMU	0-1-1	1922, 1934
South Carolina	12-2-1	1930, 1995
S.D. Wesleyan	1-0-0	1930
Southeastern Louisiana	1-0-0	1949
Southern Cal	1-1-0	1979, 1984
Southern Mississippi	1-1-0	1951, 1994
Southwestern (Tenn.)	1-0-0	1908
Southwestern Texas	1-0-0	1911
Spring Hill	8-0-0	1920, 1932
Stanford	0-1-0	1977
Syracuse	1-1-0	1965, 1989
TCU	5-2-1	1931, 1968
Tennessee	5-19-3	1925, 2001
Texas	7-8-1	1896, 1963
Texas A&M	26-20-3	1899, 1995
Texas-El Paso	1-0-0	1997
Texas Tech	2-0-0	1954, 1957
Transylvania	1-0-0	1909
Tulane	65-22-7	1893, 2001
Utah	2-0-0	1974, 1976
Utah State	2-0-0	1993, 2001
Vanderbilt	18-7-1	1902, 1997
Virginia Tech	First Meeting	
Wake Forest	3-0-0	1960, 1979
Washington	1-0-0	1983
Western Carolina	1-0-0	2000
Wichita State	1-0-0	1984
Wisconsin	2-0-0	1971, 1972
Wyoming	3-0-0	1968, 1978

*-1975 and 1976 games forfeited to LSU by NCAA
2002 Opponents in BOLD

LSU's all-time record is 628-363-47. In addition to each of the opponents listed above, LSU has fashioned an 18-4 record against a group of opponents consisting of military and club teams, which balances the all time won-lost record with the aforementioned total.

Year-by-Year Results

1893

RECORD: 0-1-0 **SIAA: 0-1-0**

Coach Dr. Charles E. Coates
Captain: Ruffin G. Pleasant (QB)

Nov. 25 at Tulane L 0-34

1894

RECORD: 2-1-0 **SIAA: 0-1-0**

Coach Albert P. Simmons
Captain: Samuel Marmaduke Dinwiddie Clark (FB)

Nov. 30 at Natchez AC W 26-0
Dec. 3 Ole Miss L 6-26
Dec. 21 Centenary W 30-0

1895

RECORD: 3-0-0 **SIAA: 2-0-0**

Coach Albert P. Simmons
Captain: J.E. Snyder (QB)

Oct. 26 Tulane W 8-4
Nov. 2 at Centenary (1) W 16-6
Nov. 18 Alabama W 12-6

1896

RECORD: 6-0-0 **SIAA: 3-0-0**

Coach Allen W. Jeardeau
Captain: Edwin Allen (Ned) Scott (T)

Oct. 10 Centenary W 46-0
Oct. 24 at Tulane W 6-0
Nov. 13 at Ole Miss (2) W 12-4
Nov. 16 Texas W 14-0
Nov. 20 Mississippi St. W 52-0
Nov. 28 at Southern AC (3) W 6-0

1897

RECORD: 1-1-0 **SIAA: 0-0-0**

Coach Allen W. Jeardeau
Captain: Edwin Allen (Ned) Scott (T)

Dec. 20 Montgomery AC W 28-6
Jan. 8 Cincinnati L 0-26

1898

RECORD: 1-0-0 **SIAA: 1-0-0**

Coach Edmond A. Chavanne
Captain: Edmond A. Chavanne (T)

Dec. 14 Tulane W 37-0

1899

RECORD: 1-4-0 **SIAA: 1-2-0**

Coach John P. Gregg
Captain: Hulette F. Aby (T)

Nov. 3 at Ole Miss (4) L 0-11
Nov. 10 Lake Charles HS* W 48-0
Nov. 12 Sewanee L 0-34
Nov. 30 at Texas L 0-29
Dec. 2 at Texas A&M L 0-52
Dec. 8 Tulane W 38-0

* - exhibition game

1900

RECORD: 2-2-0 **SIAA: 0-1-0**

Coach Edmond A. Chavanne
Captain: I.H. Schwing (QB)

Nov. 11 Millsaps W 70-0

Nov. 17 at Tulane L 0-29
Nov. 30 at Millsaps L 5-6
Dec. 5 LSU Alumni W 10-0

1901

RECORD: 5-1-0 **SIAA: 2-1-0**

Coach W. S. Borland
Captain: E.L. Gorham (HB)

Oct. 28 at Louisiana Tech W 57-0
Nov. 7 Ole Miss W 46-0
Nov. 16 at Tulane W 11-0
Nov. 20 Auburn L 0-28
Nov. 28 YMCA-N.O. W 38-0
Dec. 5 Arkansas W 15-0

1902

RECORD: 6-1-0 **SIAA: 4-1-0**

Coach W.S. Borland
Captain: Henry E. Landry (FB)

Oct. 16 at Southwestern La. W 42-0
Oct. 18 at Texas-San Antonio W 5-0
Oct. 27 Auburn W 5-0
Nov. 8 Ole Miss (3) W 6-0
Nov. 17 Vanderbilt L 5-27
Nov. 27 at Mississippi St. W 6-0
Nov. 29 at Alabama W 11-0

1903

RECORD: 4-5-0 **SIAA: 0-4-0**

Coach W. S. Borland
Captain: J.J. Coleman (HB)

Oct. 14 LSU Alumni W 16-0
Oct. 24 Eagles-N.O. W 33-0
Oct. 30 at Louisiana Tech W 16-0
Oct. 31 at Shreveport AC W 5-0
Nov. 7 at Mississippi St. L 0-11
Nov. 9 at Alabama L 0-18
Nov. 11 at Auburn L 0-12
Nov. 16 Cumberland L 0-41
Nov. 21 Ole Miss (3) L 0-11

1904

RECORD: 3-4-0 **SIAA: 1-2-0**

Coach Dan A. Killian
Captain: E.L. Klock (T)

Oct. 16 Louisiana Tech W 17-0
Oct. 22 at Shreveport AC L 0-16
Oct. 23 at Louisiana Tech L 0-6
Nov. 5 Ole Miss W 5-0
Nov. 10 Nashville Med W 16-0
Nov. 19 at Tulane L 0-5
Dec. 1 Alabama L 0-11

1905

RECORD: 3-0-0 **SIAA: 2-0-0**

Coach Dan A. Killian
Captain: Frank M. Edwards (G)

Nov. 18 Louisiana Tech W 16-0
Nov. 25 at Tulane W 5-0
Dec. 1 Mississippi St. W 15-0

1906

RECORD: 2-2-2
SIAA: 0-1-1
Coach Dan A.Killian
Captain: E.E. Weil (FB)

Oct. 10	Monroe AC	W	5-0
Oct. 20	Ole Miss	L	0-9
Oct. 27	at Mississippi St.	T	0-0
Nov. 9	Louisiana Tech	W	17-0
Nov. 19	Texas A&M	L	12-21
Nov. 29	Arkansas	T	6-6

1907

RECORD: 7-3-0
SIAA: 2-1-0
Coach Edgar R.Wingard
Captain: Solle W. Brannon (QB)

Oct. 11	Louisiana Tech	W	28-0
Oct. 19	at Texas	L	5-12
Oct. 21	at Texas A&M	L	5-11
Oct. 28	Howard	W	57-0
Nov. 6	Arkansas	W	17-12
Nov. 9	Mississippi St.	W	23-11
Nov. 16	at Ole Miss (20)	W	23-0
Nov. 23	at Alabama (5)	L	4-6
Nov. 30	Baylor	W	48-0
Dec. 25	at Havana, Cuba	W	56-0

1908

RECORD: 10-0-0
SIAA: 2-0-0
Coach Edgar R.Wingard
Captain: Marshall H.(Cap) Gandy (T)

Oct. 3	YMGC-N.O.	W	41-0
Oct. 11	Jackson Br.-N.O.	W	81-5
Oct. 17	Texas A&M (3)	W	26-0
Oct. 26	Southwestern, Tenn	W	55-0
Oct. 31	at Auburn	W	10-2
Nov. 7	Mississippi St.	W	50-0
Nov. 10	Baylor	W	89-0
Nov. 16	at Haskell (3)	W	32-0
Nov. 23	at Louisiana Tech	W	22-0
Nov. 26	at Arkansas (6)	W	36-4

1909

RECORD: 6-2-0
SIAA: 3-1-0
Coaches Joe G.Pritchard / John W. Mayhew
Captain: R.L.(Big) Stovall (C)

Oct. 2	Jackson Br.-N.O.	W	70-0
Oct. 9	Ole Miss	W	10-0
Oct. 16	Mississippi St.	W	15-0
Oct. 30	Sewanee (3)	L	6-15
Nov. 4	at Louisiana Tech (7)	W	23-0
Nov. 13	at Arkansas (8)	L	0-16
Nov. 18	Transylvania	W	52-0
Nov. 25	at Alabama (9)	W	12-6

1910

RECORD: 1-5-0
SIAA: 0-3-0
Coach John W. Mayhew
Captain: Bill Seip (E)

Oct. 15	Miss.College	W	40-0
Oct. 21	at Mississippi St.(10)	L	0-3
Oct. 29	Sewanee (3)	L	5-31
Nov. 5	at Vanderbilt	L	0-22
Nov. 19	at Texas	L	0-12
Nov. 24	at Arkansas (6)	L	0-51

1911

RECORD: 6-3-0
SIAA: 1-1-0
Coach James K.(Pat) Dwyer
Captain: Arthur J.(Tommy) Thomas (G)

Oct. 7	Southwestern La.	W	42-0
Oct. 14	Louisiana Normal	W	46-0
Oct. 20	Miss.College	W	40-0
Oct. 28	Meteor AC	W	40-0
Nov. 4	at Baylor	W	6-0
Nov. 12	at Mississippi St.(11)	L	0-6
Nov. 18	at SW Texas (12)	L	6-17
Nov. 30	at Arkansas (6)	L	0-11
Dec. 9	Tulane	W	6-0

1912

RECORD: 4-3-0
SIAA: 1-3-0
Coach James K.(Pat) Dwyer
Captain: Charles S.Reiley (T)

Oct. 5	Southwestern La.	W	85-3
Oct. 11	Miss.College	W	45-0
Oct. 19	Ole Miss	L	7-10
Nov. 2	Mississippi St.	L	0-7
Nov. 9	at Auburn (5)	L	0-7
Nov. 16	at Arkansas (6)	W	7-6
Nov. 28	Tulane	W	21-3

1913

RECORD: 6-1-2
SIAA: 1-1-1
Coach James K.(Pat) Dwyer
Captain: T.W.(Tom) Dutton (C)

Oct. 4	at Louisiana Tech	W	20-2
Oct. 11	at Southwestern La	W	26-0
Oct. 18	Jefferson College	W	45-6
Oct. 23	Baylor	W	50-0
Nov. 1	at Auburn (5)	L	0-7
Nov. 8	Arkansas (13)	W	12-7
Nov. 15	at Mississippi St.	T	0-0
Nov. 22	Tulane	W	40-0
Nov. 27	at Texas A&M (12)	T	7-7

1914

RECORD: 4-4-1
SIAA: 0-1-1
Coach E.T. McDonald
Captain: George B.Spencer (T)

Sept. 27	Southwestern La.	W	54-0
Oct. 3	Louisiana Tech	W	60-0
Oct. 10	Miss.College	W	14-0
Oct. 17	Ole Miss	L	0-21
Oct. 24	Jefferson College	W	14-13
Oct. 31	at Texas A&M (14)	L	9-63
Nov. 7	Arkansas (13)	L	12-20
Nov. 14	at Haskell (3)	L	0-31
Nov. 26	at Tulane	T	0-0

1915

RECORD: RECORD: 6-2-0
SIAA: 3-1-0
Coach E.T. McDonald
Captain: Alfred J.Reid (FB)

Oct. 1	Jefferson College	W	42-0
Oct. 8	Miss.College	W	14-0
Oct. 15	at Ole Miss	W	28-0
Oct. 22	Georgia Tech (3)	L	7-36
Oct. 29	Mississippi St.	W	10-0
Nov. 5	Arkansas (13)	W	13-7
Nov. 17	at Rice	L	0-6
Nov. 25	Tulane	W	12-0

Year-by-Year Results

1916

RECORD: 7-1-2
SIAA: 2-1-1
Coach E.T. McDonald / I.R.Pray / D.X.Bible
Captain: Phillip Cooper (T)

Sept.30	at Southwestern La.	W	24-0
Oct. 7	Jefferson College	W	59-0
Oct. 14	at Texas A&M (15)	W	13-0
Oct. 21	Miss.College	W	50-7
Oct. 28	Sewanee (3)	L	0-7
Nov. 5	at Arkansas (13)	W	17-7
Nov. 12	at Mississippi St.	W	13-3
Nov. 19	Ole Miss	W	41-0
Nov. 24	Rice	T	7-7
Nov. 30	at Tulane	T	14-14

1917

RECORD: 3-5-0
SIAA: 1-3-0
Coach Wayne Sutton
Captain: Arthur (Mickey) O'Quinn (E)

Oct. 6	Southwestern La.	W	20-6
Oct. 13	at Ole Miss	W	52-7
Oct. 20	Sewanee (3)	L	0-3
Oct. 27	at Texas A&M (16)	L	0-27
Nov. 3	at Arkansas (13)	L	0-14
Nov. 10	Miss.College	W	34-0
Nov. 17	Mississippi St.	L	0-9
Nov. 29	Tulane	L	6-28

1918

NOTEAM(WORLD WAR I)

1919

RECORD: 6-2-0
SIAA: 2-2-0
Coach Irving R. Pray
Captain: T.W. Dutton (C)

Oct. 4	Southwestern La.	W	39-0
Oct. 11	Jefferson College	W	38-0
Oct. 18	Ole Miss	W	13-0
Oct. 25	at Arkansas (13)	W	20-0
Nov. 1	at Mississippi St.	L	0-6
Nov. 8	Miss.College	W	24-0
Nov. 15	Alabama	L	0-23
Nov. 22	at Tulane	W	27-6

1920

RECORD: 5-3-1
SIAA: 0-3-0
Coach Branch Bocock
Captain: Roy L.Benoit (QB)

Oct. 2	Jefferson College	W	81-0
Oct. 2	Louisiana Normal	W	34-0
Oct. 9	Spring Hill	W	40-0
Oct. 16	at Texas A&M	T	0-0
Oct. 23	Mississippi St.	L	7-12
Oct. 30	Miss.College	W	41-9
Nov. 6	at Arkansas (13)	W	3-0
Nov. 13	at Alabama	L	0-21
Nov. 25	Tulane	L	0-21

1921

RECORD: 6-1-1
SIAA: 2-1-1
Coach Branch Bocock
Captain: F.L.(Fritz) Spence (E)

Oct. 8	Louisiana Normal	W	78-0
Oct. 15	Texas A&M	W	6-0
Oct. 22	Spring Hill	W	41-7
Oct. 29	Alabama (3)	T	7-7

Nov. 5	at Arkansas (13)	W	10-7
Nov. 12	Ole Miss	W	21-0
Nov. 19	at Tulane	L	0-21
Dec. 3	at Mississippi St.	W	17-14

1922

RECORD: 3-7-0
SIAA: 1-2-0
Coach Irving R.Pray
Captain: E.L.(Tubby) Ewen (E)

Sept.30	Louisiana Normal	W	13-0
Oct. 7	Loyola	L	0-7
Oct. 14	at SMU	L	0-51
Oct. 20	at Texas A&M	L	0-47
Oct. 28	at Arkansas (13)	L	6-40
Nov. 2	Spring Hill	W	25-7
Nov. 7	at Rutgers (17)	L	0-25
Nov. 10	at Alabama	L	3-47
Nov. 18	Mississippi St.	L	0-7
Nov. 30	Tulane	W	25-14

1923

RECORD: 3-5-1
SIC: 0-3-0
Coach Mike Donahue
Captain: E.L.(Tubby) Ewen (E)

Sept.29	Louisiana Normal	W	40-0
Oct. 6	Southwestern,La.	W	7-3
Oct. 13	Spring Hill	W	33-0
Oct. 20	Texas A&M	L	0-28
Oct. 27	at Arkansas (13)	L	13-28
Nov. 2	at Miss.College (2)	T	0-0
Nov. 16	at Alabama (18)	L	3-30
Nov. 24	at Tulane	L	0-20
Dec. 1	at Mississippi St.	L	7-14

1924

RECORD: 5-4-0
SIC: 0-3-0
Coach Mike Donahue
Captain: C.C.(Cliff) Campbell (T)

Sept.27	Spring Hill	W	7-6
Oct. 4	Southwestern La.	W	31-7
Oct. 11	at Indiana (19)	W	20-14
Oct. 18	at Rice	W	12-0
Oct. 25	at Auburn (9)	L	0-3
Nov. 1	at Arkansas (13)	L	7-10
Nov. 8	at Georgia Tech	L	7-28
Nov. 15	Louisiana Normal	W	40-0
Nov. 25	Tulane*	L	0-13

*First game in Tiger Stadium

1925

RECORD: 5-3-1
SIC: 0-2-1
Coach Mike Donahue
Captain: Jonathan Edward Steele (G)

Sept.26	Louisiana Normal	W	27-0
Oct. 3	Southwestern La.	W	38-0
Oct. 10	Alabama	L	0-42
Oct. 17	LSU Freshman	W	6-0
Oct. 24	at Tennessee	T	0-0
Oct. 31	at Arkansas (13)	L	0-12
Nov. 7	Rice	W	6-0
Nov. 14	at Loyola (N.O.)	W	13-0
Nov. 21	Tulane	L	0-16

1926

RECORD: 6-3-0 **SIC: 3-3-0**

Coach Mike Donahue

Captain: L.T. (Babe) Godfrey (HB)

Sept.25	Louisiana Normal	W	47-0
Oct. 2	Southwestern La.	W	34-0
Oct. 9	Tennessee	L	7-14
Oct. 16	at Auburn (18)	W	10-0
Oct. 23	at Mississippi St.(20)	L	6-7
Oct. 30	at Alabama	L	0-24
Nov. 6	at Arkansas (13)	W	14-0
Nov. 13	Ole Miss	W	3-0
Nov. 25	at Tulane	W	7-0

1927

RECORD: 4-4-1 **SIC: 2-3-1**

Coach Mike Donahue

Captain: L.T. (Babe) Godfrey (FB)

Sept.24	Louisiana Tech	W	45-0
Oct. 1	Southwestern La.	W	52-0
Oct. 8	at Alabama (9)	T	0-0
Oct. 15	at Auburn (18)	W	9-0
Oct. 22	at Mississippi St.(20)	W	9-7
Oct. 29	at Arkansas (13)	L	0-28
Nov. 5	at Ole Miss	L	7-12
Nov. 12	at Georgia Tech	L	0-23
Nov. 24	Tulane	L	6-13

1928

RECORD: 6-2-1 **SIC: 3-1-1**

Coach Russ Cohen

Captain: Jess Tinsley (T)

Oct. 6	Southwestern La.	W	46-0
Oct. 13	Louisiana College	W	41-0
Oct. 20	at Mississippi St.(20)	W	31-0
Oct. 27	Spring Hill	W	30-7
Nov. 3	at Arkansas (13)	L	0-7
Nov. 10	Ole Miss	W	19-6
Nov. 17	at Georgia	W	13-12
Nov. 29	at Tulane	T	0-0
Dec. 8	at Alabama (9)	L	0-13

1929

RECORD: 6-3-0 **SIC: 3-1-0**

Coach Russ Cohen

Captain: Frank Ellis (T)

Sept.28	Louisiana College	W	58-0
Oct. 5	Southwestern La.	W	58-0
Oct. 12	Sewanee	W	27-14
Oct. 19	at Mississippi St.(20)	W	31-6
Oct. 26	Louisiana Tech	W	53-7
Nov. 2	at Arkansas (13)	L	0-32
Nov. 9	at Duke	L	6-32
Nov. 16	Ole Miss	W	13-6
Nov. 28	Tulane	L	0-21

1930

RECORD: 6-4-0 **SIC: 2-3-0**

Coach Russ Cohen

Captain: Walter (Dobie) Reeves (HB)

Sept.20	S.D. Wesleyan	W	76-0
Sept.27	Louisiana Tech	W	71-0
Oct. 4	Southwestern La.	W	85-0
Oct. 11	at South Carolina	W	6-7
Oct. 18	at Mississippi St.(20)	L	6-8
Oct. 25	Sewanee	W	12-0
Nov. 1	at Arkansas (13)	W	27-12

Nov. 8	Ole Miss	W	6-0
Nov. 15	at Alabama (18)	L	0-33
Nov. 27	at Tulane	L	7-12

1931

RECORD: 5-4-0 **SIC: 2-2-0**

Coach Russ Cohen

Captain: Edward Khoury (T)

Sept.26	at TCU	L	0-3
Oct. 3	Spring Hill*	W	35-0
Oct. 10	South Carolina	W	19-12
Oct. 17	Mississippi St.	W	31-0
Oct. 24	at Arkansas (13)	W	13-6
Oct. 31	Sewanee	L	6-12
Nov. 7	at Army	L	0-20
Nov. 14	at Ole Miss (20)	W	26-3
Nov. 28	at Tulane	L	7-34

*First night game in Tiger Stadium

1932

RECORD: 6-3-1 **SIC: 3-0-0**

Coach Lawrence M.(Biff) Jones

Captain: Walter Fleming (E)

Sept.24	TCU	T	3-3
Oct. 1	at Rice	L	8-10
Oct. 8	Spring Hill	W	80-0
Oct. 15	at Mississippi St.(21)	W	24-0
Oct. 22	at Arkansas (13)	W	14-0
Oct. 29	Sewanee	W	38-0
Nov. 5	at South Carolina	W	6-0
Nov. 12	at Centenary	L	0-6
Nov. 26	Tulane	W	14-0
Dec.17	Oregon	L	0-12

1933

RECORD: 7-0-3 **SEC: 3-0-2**

Coach Lawrence M.(Biff) Jones

Captain: Jack Torrance (T)

Sept.30	Rice	W	13-0
Oct. 7	Millsaps	W	40-0
Oct. 14	Centenary	T	0-0
Oct. 21	at Arkansas (13)	W	20-0
Oct. 28	Vanderbilt	T	7-7
Nov. 4	South Carolina	W	30-7
Nov. 18	Ole Miss	W	31-0
Nov. 25	at Mississippi St. (21)	W	21-6
Dec. 2	at Tulane	T	7-7
Dec. 9	Tennessee	W	7-0

1934

RECORD: 7-2-2 **SEC: 4-2-0**

Coach Lawrence M.(Biff) Jones

Captain: Bert Yates (HB)

Sept.29	at Rice	T	9-9
Oct. 6	SMU	T	14-14
Oct. 13	Auburn	W	20-6
Oct. 20	at Arkansas (13)	W	16-0
Oct. 27	at Vanderbilt	W	29-0
Nov. 3	Mississippi St.	W	25-3
Nov. 10	at George Washington	W	6-0
Nov. 17	at Ole Miss (20)	W	14-0
Dec. 1	Tulane	L	12-13
Dec. 8	at Tennessee	L	13-19
Dec.15	Oregon	W	14-13

Year-by-Year Results

1935

SEC CHAMPIONS
RECORD: 9-2-0
SEC: 5-0-0
Coach Bernie H. Moore
Captain: W.J. Barrett (E)

Sept. 28	Rice	L	7-10
Oct. 5	Texas	W	18-6
Oct. 12	at Manhattan	W	32-0
Oct. 19	at Arkansas (13)	W	13-7
Oct. 26	at Vanderbilt	W	7-2
Nov. 2	Auburn	W	6-0
Nov. 9	Mississippi St.	W	28-13
Nov. 16	at Georgia	W	13-0
Nov. 23	Southwestern La.	W	56-0
Nov. 30	at Tulane	W	41-0

SUGAR BOWL - NEW ORLEANS, LA.

Jan. 1	TCU	L	2-3	35,000
--------	-----	---	-----	--------

1936

SEC CHAMPIONS
1936 RECORD: 9-1-1
SEC: 6-0-0
Coach Bernie H. Moore
Captain: Bill May (QB-FB)

Sept. 26	Rice	W	20-7
Oct. 3	at Texas	T	6-6
Oct. 10	Georgia	W	47-7
Oct. 17	Ole Miss	W	13-0
#13 Oct. 24	at Arkansas (13)	W	19-7
#8 Oct. 31	at Vanderbilt	W	19-0
#7 Nov. 7	Mississippi St.	W	12-0
#7 Nov. 14	at Auburn (9)	W	19-6
#5 Nov. 21	Southwestern La.	W	93-0
#2 Nov. 28	#19 Tulane	W	33-0

SUGAR BOWL - NEW ORLEANS, LA.

#2 Jan. 1	#6 Santa Clara	L	14-21	38,483
-----------	----------------	---	-------	--------

1937

RECORD: 9-2-0 SEC: 5-1-0
Coach Bernie H. Moore
Captain: Art (Slick) Morton (HB-TB)

Sept. 25	Florida	W	19-0
Oct. 2	Texas	W	9-0
Oct. 9	at Rice	W	13-0
Oct. 16	Ole Miss	W	13-0
#6 Oct. 23	at #20 Vanderbilt	L	6-7
#17 Oct. 30	Loyola	W	52-6
#18 Nov. 6	Mississippi St.	W	41-0
#12 Nov. 13	#14 Auburn	W	9-7
#8 Nov. 20	Louisiana Normal	W	52-0
#10 Nov. 27	at Tulane	W	20-0

SUGAR BOWL - NEW ORLEANS, LA.

#8 Jan. 1	#9 Santa Clara	L	0-6	40,000
-----------	----------------	---	-----	--------

1938

RECORD: 6-4-0
SEC: 2-4-0
Coach Bernie H. Moore
Captain: Ben Friend (T)

Sept. 24	Ole Miss	L	7-20
Oct. 1	at Texas	W	20-0
Oct. 8	Rice	W	3-0
Oct. 15	Loyola	W	47-0
Oct. 22	#16 Vanderbilt	W	7-0
Oct. 29	at #8 Tennessee	L	6-14
Nov. 5	Mississippi St.	W	32-7
Nov. 12	at Auburn (9)	L	6-28
Nov. 19	Southwestern La.	W	32-0
Nov. 26	Tulane	L	0-14

1939

RECORD: 4-5-0
SEC: 1-5-0
Coach Bernie H. Moore
Captain: Young Bussey (HB)

Sept. 30	Ole Miss	L	7-14
Oct. 7	at Holy Cross	W	26-7
Oct. 14	Rice	W	7-0
Oct. 21	Loyola	W	20-0
Oct. 28	at Vanderbilt	W	12-6
#18 Nov. 4	#1 Tennessee	L	0-20
Nov. 11	Mississippi St.	L	12-15
Nov. 18	Auburn	L	7-21
Dec. 2	at #5 Tulane	L	20-33

1940

RECORD: 6-4-0
SEC: 3-3-0
Coach Bernie H. Moore
Captain: Charles Anastasio (HB)

Sept. 21	Louisiana Tech	W	39-7
Sept. 28	Ole Miss	L	6-19
Oct. 5	Holy Cross	W	25-0
Oct. 12	at Rice	L	0-23
Oct. 19	Mercer	W	20-0
Oct. 26	Vanderbilt	W	7-0
Nov. 2	at #7 Tennessee	L	0-28
Nov. 9	#19 Mississippi St.	L	7-22
Nov. 16	at Auburn (9)	W	21-13
Nov. 30	Tulane	W	14-0

1941

RECORD: 4-4-2
SEC: 2-2-2
Coach Bernie H. Moore
Captain: Leo Bird (HB)

Sept. 20	Louisiana Tech	W	25-0
Sept. 27	Holy Cross	L	13-19
Oct. 4	at Texas	L	0-34
Oct. 11	#19 Mississippi St.	T	0-0
Oct. 18	Rice	W	27-0
Oct. 25	Florida	W	10-7
Nov. 1	Tennessee	L	6-13
Nov. 8	#16 Ole Miss	L	12-13
Nov. 15	Auburn	T	7-7
Nov. 29	at Tulane	W	19-0

1942

RECORD: 7-3-0
SEC: 3-2-0
Coach Bernie H. Moore
Captain: Willie Miller (G)

Sept. 19	Louisiana Normal	W	40-0
Sept. 26	Texas A&M	W	16-7
Oct. 3	at Rice	L	14-27
Oct. 10	Mississippi St.	W	16-6
Oct. 17	Ole Miss	W	21-7
Oct. 24	Georgia Navy	W	34-0
#19 Oct. 31	at #20 Tennessee	L	0-26
Nov. 7	at Fordham	W	26-13
Nov. 14	at Auburn (9)	L	7-25
Nov. 26	Tulane	W	18-6

1943

RECORD: 6-3-0
SEC: 2-2-0
Coach Bernie H. Moore
Captain: Steve Van Buren (HB)

Sept. 25	Georgia	W	34-27
Oct. 2	Rice	W	20-7
#17 Oct. 9	Texas A&M	L	13-28
Oct. 16	La. Army (STU)	W	28-7
Oct. 23	at Georgia (22)	W	27-6
Oct. 30	TCU	W	14-0
#20 Nov. 6	at Georgia Tech	L	7-42
Nov. 20	at Tulane	L	0-27

ORANGE BOWL - NEW ORLEANS, LA.

Jan. 1	Texas A&M	W	19-14
--------	-----------	---	-------

1944

RECORD: 2-5-1
SEC: 2-3-1
Coach Bernie H. Moore
Captain: Al Cavigga (G)

Sept. 30	Alabama	T	27-27
Oct. 7	at Rice	L	13-14
Oct. 14	Texas A&M	L	0-7
Oct. 21	Mississippi St.	L	6-13
Oct. 28	at Georgia	W	15-7
Nov. 4	#16 Tennessee	L	0-13
Nov. 18	#9 Georgia Tech	L	6-14
Nov. 30	Tulane	W	25-6

1945

RECORD: 7-2-0
SEC: 5-2-0
Coach Bernie H. Moore
Captain: Andy Kosmac (QB)

Sept. 29	Rice	W	42-0
Oct. 6	Alabama	L	7-26
Oct. 13	#17 Texas A&M	W	31-12
Oct. 20	at #12 Georgia	W	32-0
#13 Oct. 27	Vanderbilt	W	39-7
#17 Nov. 3	Ole Miss	W	32-13
#14 Nov. 10	Mississippi St.	L	20-27
Nov. 17	at Georgia Tech	W	9-7
Dec. 1	at Tulane	W	33-0

1946

RECORD: 9-1-1
SEC: 5-1-0
Coach Bernie H. Moore
Captain: Dilton Richmond (E)

Sept. 28	at Rice	W	7-6
Oct. 5	Mississippi St.	W	13-6
#13 Oct. 12	Texas A&M	W	33-9
#12 Oct. 19	Georgia Tech	L	7-26
Oct. 26	at Vanderbilt	W	14-0
Nov. 2	Ole Miss	W	34-21
#19 Nov. 9	Alabama	W	31-21
#11 Nov. 15	at Miami (Fla.)	W	20-7
#9 Nov. 23	Fordham	W	40-0
#9 Nov. 30	Tulane	W	41-27

COTTON BOWL - DALLAS, TEXAS

#8 Jan. 1	#16 Arkansas	T	0-0
-----------	--------------	---	-----

1947

RECORD: 5-3-1
SEC: 2-3-1
Coach Bernie H. Moore
Captain: Jim Cason (HB)

Sept. 27	Rice	W	21-14
Oct. 4	at Georgia	L	19-35
Oct. 11	Texas A&M	W	19-13
Oct. 17	at Boston College	W	14-13
#18 Oct. 25	#19 Vanderbilt	W	19-13
#17 Nov. 1	Ole Miss	L	18-20
Nov. 15	Mississippi St.	W	21-6
Nov. 22	at #8 Alabama	L	12-41
Dec. 6	at Tulane	T	6-6

1948

RECORD: 3-7-0
SEC: 1-5-0
Coach Gaynell Tinsley
Captain: Ed Claunch (C)

Sept. 18	at Texas	L	0-33	47,500
Oct. 2	Rice	W	26-13	29,000
Oct. 9	Texas A&M	W	14-13	35,000
Oct. 16	#16 Georgia	L	0-22	36,000
Oct. 23	at #3 North Carolina	L	7-34	40,000
Oct. 30	Ole Miss	L	19-49	

Nov. 6	at Vanderbilt	L	7-48	22,000
Nov. 13	Mississippi St.	L	0-7	30,000
Nov. 20	Alabama	W	26-6	
Nov. 27	#14 Tulane	L	0-46	

1949

RECORD: 8-3-0
SEC: 4-2-0
Coach Gaynell Tinsley
Captain: Mel Lyle (E)

Sept. 24	Kentucky	L	0-19	35,000
Oct. 1	Rice	W	14-7	32,000
Oct. 8	Texas A&M	W	34-0	30,000
Oct. 14	at Georgia	L	0-7	22,000
Oct. 22	#6 North Carolina	W	13-7	43,000
#17 Oct. 29	Ole Miss	W	34-7	37,000
#17 Nov. 5	Vanderbilt	W	33-13	34,000
#16 Nov. 12	Mississippi St.	W	34-7	32,000
#13 Nov. 19	SE Louisiana	W	48-7	19,000
#13 Nov. 26	at #10 Tulane	W	21-0	81,000

SUGAR BOWL - NEW ORLEANS, LA.

#9 Jan. 1	#2 Oklahoma	L	0-35	82,000
-----------	-------------	---	------	--------

1950

RECORD: 4-5-2
SEC: 2-3-2
Coach Gaynell Tinsley
Captain: Ebert Van Buren (HB)

Sept. 23	at #13 Kentucky	L	0-14	35,500
Sept. 30	Pacific	W	19-0	30,000
Oct. 7	at Rice	L	20-35	52,000
Oct. 14	Georgia Tech	L	0-13	42,000
Oct. 21	Georgia	T	13-13	25,000
Nov. 4	Ole Miss	W	40-14	30,000
Nov. 11	at Vanderbilt	W	33-7	27,000
Nov. 18	Mississippi St.	L	7-13	33,000
Nov. 24	Villanova	W	13-7	10,000
Dec. 2	at #20 Tulane	T	14-14	74,000
Dec. 9	at #3 Texas	L	6-21	35,000

1951

RECORD: 7-3-1
SEC: 4-2-1
Coach Gaynell Tinsley
Captains: Ray Potter (T), Chester Freeman (RHB)

Sept. 22	Southern Miss.	W	13-0	24,000
Sept. 29	at #9 Alabama (5)	W	13-7	32,000
Oct. 6	Rice	W	7-6	44,000
Oct. 13	at #8 Georgia Tech	L	7-25	30,000
Oct. 20	at Georgia	W	7-0	18,000
Oct. 27	#5 Maryland	L	0-27	38,000
Nov. 3	Ole Miss	T	6-6	40,000
Nov. 10	Vanderbilt	L	13-20	18,000
Nov. 17	Mississippi St.	W	3-0	20,000
Nov. 24	Villanova (13)	W	45-7	13,000
Dec. 1	Tulane	W	14-13	45,000

1952

RECORD: 3-7-0
SEC: 2-5-0
Coach Gaynell Tinsley
Captains: Norm Stevens (QB), Joe Modicut (LG), Bill Lansing (RG), Leroy Labat (HB), Jim Sanford (T), Ralph McLeod (LE)

Sept. 20	#11 Texas	L	14-35	42,000
Sept. 27	Alabama	L	20-21	34,000
Oct. 4	at #17 Rice	W	27-7	45,000
Oct. 11	at Kentucky	W	34-7	28,000
Oct. 18	Georgia	L	14-27	38,000
Oct. 25	at #2 Maryland	L	6-34	30,000
Nov. 1	at Ole Miss	L	0-28	22,500
Nov. 8	#8 Tennessee	L	3-22	35,000
Nov. 15	Mississippi St.	L	14-33	20,000
Nov. 29	at Tulane	W	16-0	55,000

Year-by-Year Results

1953

RECORD: 5-3-3
SEC: 2-3-3
Coach Gaynell Tinsley
Captains: Jerry Marchand (LHB), Charley Oakley (FB)

	Sept.19	#11 Texas	W	20-7	45,000
	Sept.26	at #5 Alabama (5)	T	7-7	33,809
#19	Oct. 3	Boston College	W	42-6	25,000
#14	Oct.10	Kentucky	T	6-6	38,000
	Oct.17	at Georgia	W	14-6	20,000
#14	Oct.24	at Florida	T	21-21	39,000
	Oct.31	#18 Ole Miss	L	16-27	45,000
	Nov. 7	at Tennessee	L	14-32	33,000
	Nov. 14	Mississippi St.	L	13-26	32,000
	Nov. 21	at Arkansas (6)	W	9-8	21,000
	Nov. 28	Tulane	W	32-13	50,000

1954

RECORD: 5-6-0
SEC: 2-5-0
Coach Gaynell Tinsley
Captain: Sid Fournet (LG)

	Sept.18	at #4 Texas	L	6-20	36,000
	Sept.25	Alabama	L	0-12	40,000
	Oct. 2	at Kentucky	L	6-7	33,000
	Oct. 9	at Georgia Tech	L	20-30	28,000
	Oct.16	#20 Texas Tech	W	20-13	25,000
	Oct.23	#18 Florida	W	20-7	25,000
	Oct.30	#12 Ole Miss	L	6-21	46,000
	Nov. 6	Chattanooga	W	26-19	11,000
	Nov. 13	Mississippi St.	L	0-25	20,000
	Nov. 20	#9 Arkansas (13)	W	7-6	33,000
	Nov. 27	Tulane	W	14-13	40,477

1955

RECORD: 3-5-2
SEC: 2-3-1
Coach Paul Dietzel
Captains: Joe Tuminello (E), O.K. Ferguson (FB)

	Sept.17	Kentucky	W	19-7	38,000
#16	Sept.24	at Texas A&M (14)	L	0-28	17,000
	Oct. 1	at #11 Rice	T	20-20	51,000
	Oct. 8	#4 Georgia Tech	L	0-7	60,000
	Oct.15	at Florida	L	14-18	30,000
	Oct.29	Ole Miss	L	26-29	45,000
	Nov. 5	at #1 Maryland	L	0-13	28,000
	Nov. 12	#18 Mississippi St.	W	34-7	40,000
	Nov. 19	at Arkansas (6)	W	13-7	35,000
	Nov. 26	Tulane	T	13-13	58,000

1956

RECORD: 3-7-0
SEC: 1-5-0
Coach Paul Dietzel
Captain: Don Scully (G)

	Sept.29	#11 Texas A&M	L	6-9	
	Oct. 6	at Rice	L	14-23	55,000
	Oct.13	at #3 Georgia Tech	L	7-39	39,500
	Oct.20	at Kentucky	L	0-14	28,000
	Oct.27	Florida	L	6-21	35,000
	Nov. 3	Ole Miss	L	17-46	35,000
	Nov. 10	Oklahoma A&M	W	13-0	25,000
	Nov. 17	Mississippi St.	L	13-32	25,000
	Nov. 24	Arkansas (13)	W	21-7	28,000
	Dec. 1	at Tulane	W	7-6	60,000

1957

RECORD: 5-5-0
SEC: 4-4-0
Coach Paul Dietzel
Captain: Alvin Aucoin (LT)

	Sept.21	Rice	L	14-20	50,912
	Sept.28	Alabama	W	28-0	33,728

	Oct. 5	at Texas Tech	W	19-14	19,278
	Oct.12	#17 Georgia Tech	W	20-13	59,476
#17	Oct.19	Kentucky	W	21-0	53,824
#10	Oct.26	at Florida	L	14-22	27,740
	Nov. 2	at Vanderbilt	L	0-7	18,500
	Nov. 9	at #14 Ole Miss	L	12-14	26,261
	Nov. 16	#12 Mississippi St.	L	6-14	51,213
	Nov. 30	Tulane	W	25-6	48,040

1958

NATIONAL CHAMPION

SEC CHAMPION
RECORD: 11-0-0
SEC: 6-0-0
Coach Paul Dietzel
Captain: Billy Hendrix (E)

	Sept.20	at Rice	W	26-6	45,000
#15	Sept.27	at Alabama (5)	W	13-3	34,000
#13	Oct. 4	Hardin-Simmons	W	20-6	45,000
#11	Oct.10	at Miami (Fla.)	W	41-0	40,614
#9	Oct.18	Kentucky	W	32-7	65,000
#3	Oct.25	Florida	W	10-7	62,000
#1	Nov. 1	#6 Ole Miss	W	14-0	68,000
#1	Nov. 8	Duke	W	50-18	63,000
#1	Nov. 15	at Mississippi St.(20)	W	7-6	
#1	Nov. 22	at Tulane	W	62-0	83,221

SUGAR BOWL - NEW ORLEANS, LA.

#1	Jan. 1	#12 Clemson	W	7-0	80,331	NBC
----	--------	-------------	---	-----	--------	-----

1959

RECORD: 9-2-0
SEC: 5-1-0
Coach Paul Dietzel
Captain: Lynn LeBlanc (T)

#1	Sept.19	Rice	W	26-3	48,613	NBC
#1	Sept.26	#9 TCU	W	10-0	65,694	
#1	Oct. 3	Baylor (13)	W	22-0	32,308	
#1	Oct.10	Miami (Fla.)	W	27-3	64,864	
#1	Oct.17	at Kentucky	W	9-0	33,230	
#1	Oct.24	at Florida	W	9-0	47,578	
#1	Oct.31	#3 Ole Miss	W	7-3	67,327	
#1	Nov. 7	at #13 Tennessee	L	13-14	45,682	
#3	Nov. 14	Mississippi St.	W	27-0	63,272	
#3	Nov. 21	Tulane	W	14-6	65,057	

SUGAR BOWL - NEW ORLEANS, LA.

#3	Jan. 1	#2 Ole Miss	L	0-21	81,141	NBC
----	--------	-------------	---	------	--------	-----



1960

RECORD: 5-4-1
SEC: 2-3-1
Coach Paul Dietzel
Captain: Charles (Bo) Strange (C)

	Sept.17	Texas A&M	W	9-0	58,346	
	Oct. 1	Baylor	L	3-7	57,662	
	Oct. 8	at Georgia Tech	L	2-6	44,176	
	Oct.15	at Kentucky	L	0-3	28,000	
	Oct.22	Florida	L	10-13	51,528	
	Oct.29	at #2 Ole Miss	T	6-6	34,000	ABC
	Nov. 5	South Carolina	W	35-6	52,650	
	Nov. 12	Mississippi St.	W	7-3	48,804	
	Nov. 19	Wake Forest	W	16-0	49,909	
	Nov. 26	at Tulane	W	17-6	74,000	



1961

SEC CHAMPION
RECORD: 10-1-0
SEC: 6-0-0
Coach Paul Dietzel
Captain: Roy (Moonie) Winston (G)

#5	Sept.23	at Rice	L	3-16	73,000
	Sept.30	Texas A&M	W	16-7	63,367

	Oct. 7	#3 Georgia Tech	W	10-0	64,702	
	Oct. 14	at South Carolina	W	42-0	19,275	
#10	Oct. 21	Kentucky	W	24-14	65,208	
#7	Oct. 28	at Florida	W	23-0	47,490	
#6	Nov. 4	#2 Ole Miss	W	10-7	68,071	
#4	Nov. 11	at North Carolina	W	30-0	14,173	ABC
#4	Nov. 18	Mississippi St.	W	14-6	59,341	
#4	Nov. 25	Tulane	W	62-0	60,808	
ORANGE BOWL - MIAMI, FLA.						
#4	Jan. 1	#7 Colorado	W	25-7		NBC



1962

RECORD: 9-1-1

SEC: 5-1-0

Coach Charles McClendon

Captain: Fred Miller (RT)

#5	Sept. 22	Texas A&M	W	21-0	68,618	
#5	Sept. 29	Rice	T	6-6	64,457	
	Oct. 6	at #5 Georgia Tech	W	10-7	45,912	CBS
#6	Oct. 13	Miami (Fla.)	W	17-3	66,175	
#4	Oct. 20	at Kentucky	W	7-0	24,474	
#6	Oct. 27	Florida	W	23-0	66,611	
#4	Nov. 3	#6 Ole Miss	L	7-15	68,571	
#9	Nov. 10	TCU	W	5-0	63,269	
#10	Nov. 17	at Mississippi St. (20)	W	28-0	39,651	
#8	Nov. 24	at Tulane	W	38-3	37,811	
COTTON BOWL - DALLAS, TEXAS						
#7	Jan. 1	#4 Texas	W	13-0		CBS



1963

RECORD: 7-4-0

SEC: 4-2-0

Coach Charles McClendon

Captain: Billy Truax (E)

	Sept. 21	Texas A&M	W	14-6	68,000	
	Sept. 28	at Rice	L	12-21	64,000	
	Oct. 5	#7 Georgia Tech	W	7-6	68,000	
	Oct. 11	at Miami (Fla.)	W	3-0	45,986	
	Oct. 19	Kentucky	W	28-7	68,000	
	Oct. 26	at Florida	W	14-0	48,000	
	Nov. 2	#3 Ole Miss	L	3-37	68,000	CBS
	Nov. 9	TCU	W	28-14	67,000	
	Nov. 16	Mississippi St. (20)	L	6-7	46,500	
	Nov. 23	Tulane	W	20-0	55,000	
BLUEBONNET BOWL - HOUSTON, TEXAS						
	Dec. 21	Baylor	L	7-14		CBS



1964

RECORD: 8-2-1

SEC: 4-2-1

Coach Charles McClendon

Captain: Richard Granier (C)

	Sept. 19	Texas A&M	W	9-6	68,000	
	Sept. 26	at Rice	W	3-0	64,000	
	Oct. 10	North Carolina	W	20-3	63,000	
#9	Oct. 17	at Kentucky	W	27-7	38,000	
#7	Oct. 24	Tennessee	T	3-3	59,000	NBC
#9	Oct. 31	Ole Miss	W	11-10	68,000	
#8	Nov. 7	at #3 Alabama (9)	L	9-17	68,000	
#9	Nov. 14	Mississippi St.	W	14-10	68,000	
#8	Nov. 21	at Tulane	W	13-3	55,000	
#7	Dec. 5	Florida	L	6-20	62,000	
SUGAR BOWL - NEW ORLEANS, LA.						
#7	Jan. 1	Syracuse	W	13-10	60,322	NBC



1965

RECORD: 8-3-0

SEC: 3-3-0

Coach Charles McClendon

Captains: Billy Ezell (QB), John Aaron (RG)

#8	Sept. 18	Texas A&M	W	10-0	68,000	
#7	Sept. 25	Rice	W	42-14	67,500	
#5	Oct. 2	at Florida	L	7-14	47,592	
	Oct. 9	at Miami (Fla.)	W	34-27	43,367	
	Oct. 16	Kentucky	W	31-21	68,000	
#9	Oct. 23	South Carolina	W	21-7	66,000	
#5	Oct. 30	at Ole Miss (20)	L	0-23	46,616	
	Nov. 6	#5 Alabama	L	7-31	58,000	NBC
	Nov. 13	Mississippi St.	W	37-20	60,000	
	Nov. 20	Tulane	W	62-0	65,000	

COTTON BOWL - DALLAS, TEXAS

	Jan. 1	#2 Arkansas	W	14-7		CBS
--	--------	-------------	---	------	--	-----



1966

RECORD: 5-4-1

SEC: 3-3-0

Coach Charles McClendon

Captains: Leonard Neumann (TB), Gawain DiBetta (FB)

	Sept. 17	South Carolina	W	28-12	67,512	
	Sept. 24	at Rice	L	15-17	63,000	
	Oct. 1	Miami (Fla.)	W	10-8	67,500	
	Oct. 8	Texas A&M	T	7-7	67,500	
	Oct. 15	at Kentucky	W	30-0	35,000	
	Oct. 22	#8 Florida	L	7-28	67,500	
	Oct. 29	Ole Miss	L	7-17	67,500	
	Nov. 5	at #4 Alabama (9)	L	0-21	66,500	ABC
	Nov. 12	Mississippi St.	W	17-7	55,000	ABC
	Nov. 19	at Tulane*	W	21-7	82,307	

* designated as a conference game by the SEC



1967

RECORD: 7-3-1

SEC: 3-2-1

Coach Charles McClendon

Captains: Barry Wilson (C), Benny Griffin (LB)

	Sept. 23	Rice	W	20-14	66,000	
	Sept. 30	Texas A&M	W	17-6	66,000	
	Oct. 7	at Florida	W	37-6	59,261	
	Oct. 14	Miami (Fla.)	L	15-17	67,000	
	Oct. 21	Kentucky	W	30-7	66,000	
	Oct. 28	at #4 Tennessee	L	14-17	54,596	
	Nov. 4	at Ole Miss (20)	T	13-13	46,000	ABC
	Nov. 11	Alabama	L	6-7	65,500	
	Nov. 18	Mississippi St.	W	55-0	57,000	
	Nov. 25	Tulane	W	41-27	63,000	

SUGAR BOWL - NEW ORLEANS, LA.

	Jan. 1	#6 Wyoming	W	20-13	78,963	NBC
--	--------	------------	---	-------	--------	-----



1968

RECORD: 8-3-0

SEC: 4-2-0

Coach Charles McClendon

Captains: Barton Frye (CB), Jerry Guillot (RG)

#20	Sept. 21	#13 Texas A&M	W	13-12	68,000	
#14	Sept. 28	at Rice	W	21-7	60,000	
#10	Oct. 5	Baylor	W	48-16	68,000	
#8	Oct. 11	at Miami (Fla.)	L	0-30	40,000	
#20	Oct. 19	Kentucky	W	13-3	66,000	
#18	Oct. 26	TCU*	W	10-7	66,000	
#14	Nov. 2	Ole Miss	L	24-27	69,000	
#20	Nov. 9	at Alabama (9)	L	7-16	67,000	
	Nov. 16	Mississippi St.	W	20-16	58,000	
	Nov. 23	at Tulane*	W	34-10	55,000	

PEACH BOWL - ATLANTA, GA.

	Dec. 30	#19 Florida State	W	31-27	35,545	TVS
--	---------	-------------------	---	-------	--------	-----

* designated as a conference game by the SEC

Year-by-Year Results



1969

RECORD: 9-1-0
SEC: 4-1-0
Coach Charles McClendon
Captains: George Bevan (LB), Robert (Red) Ryder (OT)

	Sept.20	Texas A&M	W	35-6	67,478	
	Sept.27	at Rice	W	42-0	55,219	
#16	Oct. 4	Baylor	W	63-8	64,151	
#14	Oct.10	at Miami (Fla.)	W	20-0	41,972	
#9	Oct.18	at Kentucky	W	37-10	37,500	
#9	Oct.25	#14 Auburn	W	21-20	63,516	ABC
#8	Nov. 1	at Ole Miss (20)	L	23-26	46,332	ABC
#12	Nov. 8	Alabama	W	20-15	67,590	
#12	Nov. 15	Mississippi St.	W	61-6	59,746	
#10	Nov. 22	Tulane	W	27-0	65,980	



1970

SEC CHAMPION
RECORD: 9-3-0
SEC: 5-0-0
Coach Charles McClendon
Captains: Buddy Lee (QB), John Sage (T)

#12	Sept.19	Texas A&M	L	18-20	67,590	
	Sept.26	Rice	W	24-0	65,000	
	Oct. 3	Baylor	W	31-10	60,000	
#19	Oct.10	Pacific	W	34-0	48,000	
#15	Oct.17	Kentucky	W	14-7	67,508	
#14	Oct.24	at #6 Auburn	W	17-9	62,301	
#11	Nov. 7	at #19 Alabama (9)	W	14-9	60,371	ABC
#9	Nov. 14	Mississippi St.	W	38-7	64,000	
#6	Nov. 21	at #4 Notre Dame	L	0-3	59,075	
#6	Nov. 28	at Tulane	W	26-14	81,233	
#8	Dec. 5	#16 Ole Miss	W	61-17	67,590	ABC

ORANGE BOWL - MIAMI, FLA.

#5	Jan. 1	#3 Nebraska	L	12-17	80,699	NBC
----	--------	-------------	---	-------	--------	-----




1971

RECORD: 9-3
SEC: 3-2-0
Coach Charles McClendon
Captains: Louis Cascio (LB), Mike Demarie (OG)

#9	Sept.11	Colorado	L	21-31	70,009	
	Sept.18	Texas A&M	W	37-0	68,576	
#18	Sept.25	at Wisconsin	W	38-28	78,535	
#16	Oct. 2	Rice	W	38-3	65,976	
#16	Oct. 9	Florida	W	48-7	67,055	
#12	Oct.16	at Kentucky	W	17-13	35,000	
#11	Oct.30	at Ole Miss (20)	L	22-24	47,122	
#18	Nov. 6	#4 Alabama	L	7-14	64,892	ABC
#20	Nov. 13	at Mississippi St.(20)	W	28-3	35,000	
#14	Nov. 20	#7 Notre Dame	W	28-8	66,996	ABC
#10	Nov. 27	Tulane	W	36-7	59,897	

SUN BOWL - EL PASO, TEXAS

#11	Dec.18	Iowa State	W	33-15	33,530	CBS
-----	--------	------------	---	-------	--------	-----



1972

RECORD: 9-2-1
SEC: 4-1-1
Coach Charles McClendon
Captains: Paul Lyons (QB), Pepper Rutland (LB)

#9	Sept.16	Pacific	W	31-13	66,574	
#8	Sept.23	Texas A&M	W	42-17	68,538	
#9	Sept.30	Wisconsin	W	27-7	69,142	
#8	Oct. 7	at Rice	W	12-6	60,000	
#8	Oct.14	#9 Auburn	W	35-7	70,132	
#7	Oct.21	Kentucky	W	10-0	64,601	
#6	Nov. 4	Ole Miss	W	17-16	70,502	
#6	Nov. 11	at #2 Alabama (9)	L	21-35	72,039	ABC
#8	Nov. 18	Mississippi St.	W	28-14	60,589	
#8	Nov. 25	at Florida	T	3-3	46,391	
#11	Dec. 2	at Tulane	W	9-3	85,372	

ASTRO-BLUEBONNET BOWL - HOUSTON, TEXAS

#10	Dec.30	#11 Tennessee	L	17-24	52,961	Hughes
-----	--------	---------------	---	-------	--------	--------



1973

RECORD: 9-3-0
SEC: 5-1-0
Coach Charles McClendon
Captains: Tyler Lafauci (OG-DT), Binks Miciotto (DE)

#15	Sept.15	#10 Colorado	W	17-6	71,239	
#11	Sept.22	Texas A&M	W	28-23	68,394	
#10	Sept.29	Rice	W	24-9	66,226	
#10	Oct. 6	Florida	W	24-3	66,974	
#10	Oct.13	at Auburn	W	20-6	64,331	
#9	Oct.20	Kentucky	W	28-21	66,991	
#9	Oct.27	at South Carolina	W	33-29	51,039	
#7	Nov. 3	at Ole Miss (20)	W	51-14	47,222	ABC
#7	Nov. 17	Mississippi St.	W	26-7	66,536	
#7	Nov. 22	#2 Alabama	L	7-21	67,748	ABC
#8	Dec. 1	at Tulane	L	0-14	86,598	

ORANGE BOWL - MIAMI, FLA.

#13	Jan. 1	#6 Penn State	L	9-16	60,477	NBC
-----	--------	---------------	---	------	--------	-----



1974

RECORD: 5-5-1
SEC: 2-4-0
Coach Charles McClendon
Captains: Brad Boyd (TE), Steve Lelekacs (LB)

#9	Sept.14	Colorado	W	42-14	70,274	
#7	Sept.21	Texas A&M	L	14-21	69,088	
#17	Sept.28	at Rice	T	10-10	55,000	
	Oct. 5	at #13 Florida	L	14-24	56,570	
	Oct.12	Tennessee	W	20-10	67,907	
	Oct.19	at Kentucky	L	13-20	57,000	
	Nov. 2	Ole Miss	W	24-0	66,728	
	Nov. 9	at Alabama (9)	L	0-30	70,364	ABC
	Nov. 16	at Mississippi St.(20)	L	6-7	37,000	
	Nov. 23	Tulane	W	24-22	66,017	
	Nov. 30	Utah	W	35-10	55,573	



1975

RECORD: 5-6-0
SEC: 2-4-0
Coach Charles McClendon
Captains: Greg Bienvenu (C), Steve Cassidy (OT)

	Sept.13	at #6 Nebraska	L	7-10	70,259	
	Sept.20	#11 Texas A&M	L	8-39	69,445	
	Sept.27	Rice (13)	W	16-13	41,826	
	Oct. 4	#20 Florida	L	6-34	67,494	
	Oct.11	at #19 Tennessee	L	10-24	75,276	
	Oct.18	Kentucky	W	17-14	61,083	
	Oct.25	#20 South Carolina	W	24-6	61,445	
	Nov. 1	at Ole Miss (20)	L	13-17	40,438	ABC
	Nov. 8	#5 Alabama	L	10-23	65,047	
	Nov. 15	*Mississippi St.	W	6-16	61,483	
	Nov. 22	at Tulane	W	42-6	70,850	

*-forfeited to LSU by NCAA



1976

RECORD: 7-3-1
SEC: 3-3-0
Coach Charles McClendon
Captains: Roy Stuart (OG), Butch Knight (DE)

	Sept.11	#1 Nebraska	T	6-6	70,746	
#16	Sept.18	Oregon State	W	28-11	68,057	
#15	Sept.25	Rice	W	31-0	67,260	
#11	Oct. 2	at #19 Florida	L	23-28	57,119	
#20	Oct. 9	Vanderbilt	W	33-20	66,835	
#16	Oct.16	at Kentucky	L	7-21	57,695	
	Oct.30	Ole Miss	W	45-0	67,350	
	Nov. 6	at #15 Alabama (9)	L	17-28	71,018	

Nov. 13	at *Mississippi St.(20)	W	13-21	40,000
Nov. 20	Tulane	W	17-7	64,318
Nov. 27	Utah	W	35-7	48,355

*forfeited to LSU by NCAA



1977

RECORD: 8-4-0 **SEC: 4-2-0**

Coach Charles McClendon

Captains: Kelly Simmons (FB), Steve Ripple (LB)

Sept.17	at Indiana	L	21-24	30,067
Sept.24	Rice	W	77-0	67,844
Oct. 1	#9 Florida	W	36-14	68,029
#18 Oct. 8	at Vanderbilt	W	28-15	24,000
#16 Oct. 15	#12 Kentucky	L	13-33	71,495
Oct.22	Oregon	W	56-17	59,017
Oct.29	at Ole Miss (20)	W	28-21	47,200
#18 Nov. 5	#2 Alabama	L	3-24	65,377
Nov. 12	Mississippi St.	W	27-24	61,333
Nov. 19	at Tulane	W	20-17	72,025
Nov. 26	Wyoming	W	66-7	52,388
SUN BOWL - EL PASO, TEXAS				
Dec.31	Stanford	L	14-24	31,318



1978

RECORD: 8-4-0 **SEC: 3-3-0**

Coach Charles McClendon

Captains: Charles Alexander (TB), Thad Minaldi (LB)

#13 Sept.16	Indiana	W	24-17	78,534
#10 Sept.23	Wake Forest	W	13-11	77,197
#11 Sept.30	at Rice	W	37-7	50,000
#11 Oct. 7	at Florida	W	34-21	55,457
#11 Oct.14	Georgia	L	17-24	77,158
#16 Oct.21	at Kentucky	W	21-0	57,918
#12 Nov. 4	Ole Miss	W	30-8	73,120
#10 Nov. 11	at #3 Alabama (9)	L	10-31	76,831
#17 Nov. 18	at Mississippi St.(20)	L	14-16	44,200
Nov. 25	Tulane	W	40-21	75,876
Dec. 2	Wyoming	W	24-17	64,458
LIBERTY BOWL - MEMPHIS, TENN.				
Dec.23	#18 Missouri	L	15-20	53,064



1979

RECORD: 7-5-0 **SEC: 4-2-0**

Coach Charles McClendon

Captains: John Ed Bradley (C), Willie Teal (CB), Rusty Brown (S)

Sept.15	at Colorado	W	44-0	46,642
Sept.22	Rice	W	47-3	74,934
#20 Sept.29	#1 Southern Cal	L	12-17	78,322
#17 Oct. 6	Florida	W	20-3	73,073
#13 Oct.13	at Georgia	L	14-21	61,000
Oct.20	Kentucky	W	23-19	71,296
Oct.27	#8 Florida State	L	19-24	67,197
Nov. 3	at Ole Miss (20)	W	28-24	45,548
Nov. 10	#1 Alabama	L	0-3	73,708
Nov. 17	Mississippi St.	W	21-3	69,454
Nov. 24	at #18 Tulane	L	13-24	73,496
TANGERINE BOWL - ORLANDO, FLA.				
Dec.22	Wake Forest	W	34-10	38,666



1980

RECORD: 7-4-0 **SEC: 4-2-0**

Coach Jerry Stovall

Captains: Hokie Gajan (FB), Lyman White (OLB)

Sept. 6	#13 Florida State	L	0-16	77,535
Sept.13	Kansas State	W	21-0	75,405
Sept.20	Colorado	W	23-20	74,999

Sept.27	at Rice	L	7-17	41,000
Oct. 4	at #19 Florida	W	24-7	59,299
Oct.11	Auburn	W	21-17	76,094
Oct.18	at Kentucky	W	17-10	57,800
Nov. 1	Ole Miss	W	38-16	71,422
Nov. 8	at #6 Alabama	L	7-28	60,210
Nov. 15	at #19 Mississippi St.(20)	L	31-55	48,863
Nov. 22	Tulane	W	24-7	69,248



1981

RECORD: 3-7-1 **SEC: 1-4-1**

Coach Jerry Stovall

Captains: James Britt (CB), Tom Tully (OG)

Sept. 5	#4 Alabama	L	7-24	78,066
Sept.12	at #4 Notre Dame	L	9-27	59,075
Sept.19	Oregon State	W	27-24	74,962
Sept.26	Rice	W	28-14	71,869
Oct. 3	Florida	L	10-24	73,665
Oct.10	at Auburn	L	7-19	61,000
Oct.17	Kentucky	W	24-10	69,169
Oct.24	#20 Florida State	L	14-38	74,816
Oct.31	at Ole Miss (20)	T	27-27	46,324
Nov. 14	Mississippi St.	L	9-17	71,303
Nov. 28	at Tulane	L	7-48	71,546



1982

RECORD: 8-3-1 **SEC: 4-1-1**

Coach Jerry Stovall

Captains: Alan Risher (QB), James Britt (CB)

Sept.18	Oregon State	W	45-7	78,425
Sept.25	Rice	W	52-13	75,040
Oct. 2	at #4 Florida	W	24-13	73,152
#18 Oct. 9	Tennessee	T	24-24	77,448
#16 Oct.16	at Kentucky	W	34-10	55,107
#14 Oct.23	South Carolina	W	14-6	78,944
#13 Oct.30	Ole Miss	W	45-8	74,404
#11 Nov. 6	at #8 Alabama (9)	W	20-10	77,230
#6 Nov. 13	at Mississippi St.	L	24-27	31,556
#12 Nov. 20	#7 Florida State	W	55-21	76,637
#7 Nov. 27	Tulane	L	28-31	76,114
ORANGE BOWL - MIAMI, FLA.				
#13 Dec. 1	#3 Nebraska	L	20-21	54,407



1983

RECORD: 4-7-0 **SEC: 0-6-0**

Coach Jerry Stovall

Captains: John Fritchie (ILB), Mike Gambrell (C)

#13 Sept.10	#12 Florida State	L	35-40	79,665
Sept.17	at Rice	W	24-10	34,000
Sept.24	#9 Washington	W	40-14	82,390
#16 Oct. 1	#12 Florida	L	17-31	78,616
Oct. 8	at Tennessee	L	6-20	94,497
Oct.15	Kentucky	L	13-21	77,765
Oct.22	South Carolina	W	20-6	71,951
Oct.29	at Ole Miss (20)	L	24-27	49,383
Nov. 5	#19 Alabama	L	26-32	70,606
Nov. 12	Mississippi St.	L	26-45	74,439
Nov. 19	at Tulane	W	20-7	51,765

Year-by-Year Results



1984

RECORD: 8-3-1
SEC: 4-1-1
Coach Bill Arnsparger
Captains: Gregg Dubroc (OLB), Liffort Hogley (FS), Kevin Langford (OG), Jeff Wickersham (QB)

	Sept. 8	at Florida	T	21-21	70,197	TBS
	Sept.15	Wichita State	W	47-7	78,026	
	Sept.22	Arizona	W	27-26	78,052	
	Sept.29	at #15 Southern Cal	W	23-3	60,128	
#12	Oct.13	Vanderbilt	W	34-27	78,003	ESPN
#10	Oct.20	at #16 Kentucky	W	36-10	57,252	ABC
#7	Oct.27	Notre Dame	L	22-30	78,033	ABC
#15	Nov. 3	Ole Miss	W	32-29	77,649	
#12	Nov. 10	at Alabama (9)	W	16-14	74,301	
#9	Nov. 17	at Mississippi St.	L	14-16	30,556	
#16	Nov. 24	Tulane	W	33-15	77,983	
SUGAR BOWL - NEW ORLEANS, LA.75608						
#11	Jan. 1	#5 Nebraska	L	10-28	75,608	ABC



1985

RECORD: 9-2-1
SEC: 4-1-1
Coach Bill Arnsparger
Captains: Shawn Burks (ILB), Dalton Hilliard (RB), Jeff Wickersham (QB), Karl Wilson (DE)

#12	Sept.14	at North Carolina	W	23-13	50,866	
#9	Sept.21	Colorado State	W	17-3	78,491	
#8	Oct. 5	#11 Florida	L	0-20	78,598	
#20	Oct.12	at Vanderbilt	W	49-7	40,962	
#17	Oct.19	Kentucky	W	10-0	78,562	ESPN
#16	Nov. 2	at Ole Miss (20)	W	14-0	45,000	TBS
#15	Nov. 9	#20 Alabama	T	14-14	76,772	ABC
#19	Nov. 16	Mississippi St.	W	17-15	76,099	
#17	Nov. 23	at Notre Dame	W	10-7	59,075	USA
#13	Nov. 30	at Tulane	W	31-19	64,194	
#12	Dec. 7	East Carolina	W	35-15	65,660	
LIBERTY BOWL - MEMPHIS, TENN.						
#12	Dec.27	Baylor	L	7-21	40,186	Katz



1986

SEC CHAMPION
RECORD: 9-3-0
SEC: 5-1-0
Coach Bill Arnsparger
Captains: Eric Andolsek (OG), Michael Brooks (OLB), John Hazard (OT), Karl Wilson (DE)

#14	Sept.13	#7 Texas A&M	W	35-17	79,113	ESPN
#8	Sept.20	Miami (Ohio)	L	12-21	75,777	
#18	Oct. 4	at Florida	W	28-17	74,221	
#16	Oct.11	Georgia	W	23-14	78,252	
#12	Oct.18	at Kentucky	W	25-16	57,201	
#12	Oct.25	North Carolina	W	30-3	78,301	
#12	Nov. 1	Ole Miss	L	19-21	77,758	ABC
#18	Nov. 8	at #6 Alabama (9)	W	14-10	75,808	ESPN
#12	Nov. 15	at Mississippi St.(20)	W	47-0	48,000	ESPN
#8	Nov. 22	Notre Dame	W	21-19	78,197	
#5	Nov. 29	Tulane	W	37-17	78,131	
SUGAR BOWL - NEW ORLEANS, LA.78131						
#5	Jan. 1	#6 Nebraska	L	15-30	76,234	ABC



1987

RECORD: 10-1-1
SEC: 5-1-0
Coach Mike Archer
Captains: Eric Andolsek (OG), Tommy Clapp (DE), Wendell Davis (SE), Nicky Hazard (ILB)

#6	Sept. 5	at #15 Texas A&M	W	17-3	71,292	ESPN
#6	Sept.12	Cal St.Fullerton	W	56-12	73,452	
#4	Sept.19	Rice	W	49-16	73,558	
#4	Sept.26	#7 Ohio State	T	13-13	79,263	CBS
#7	Oct. 3	#19 Florida	W	13-10	79,313	ESPN
#7	Oct.10	at #16 Georgia	W	26-23	82,122	ESPN

#6	Oct.17	Kentucky	W	34-9	77,084	TBS
#5	Oct.31	at Ole Miss (20)	W	42-13	56,500	
#5	Nov. 7	#13 Alabama	L	10-22	79,379	ESPN
#10	Nov. 14	Mississippi St.	W	34-14	79,258	
#9	Nov. 21	at Tulane	W	41-36	70,158	

GATOR BOWL - JACKSONVILLE, FLA.

#7	Dec.31	#8 South Carolina	W	30-13	82,119	CBS
----	--------	-------------------	---	-------	--------	-----



1988

SEC CHAMPION
RECORD: 8-4-0
SEC: 6-1
Coach Mike Archer
Captains: Tommy Hodson (QB), Todd Coutee (C), Ralph Norwood (OT), Eric Hill (OLB), Greg Jackson (WS)

#18	Sept. 3	#10 Texas A&M	W	27-0	79,018	
#9	Sept.17	at Tennessee	W	34-9	92,849	TBS
#9	Sept.24	at #18 Ohio State	L	33-36	90,584	ABC
#14	Oct. 1	at #17 Florida	L	6-19	74,264	CBS
	Oct. 8	#4 Auburn	W	7-6	79,431	ESPN
#19	Oct.15	Kentucky	W	15-12	71,418	
#13	Oct.29	Ole Miss	W	31-20	79,114	TBS
#13	Nov. 5	at #18 Alabama	W	19-18	70,123	CBS
#12	Nov. 12	at Mississippi St.	W	20-3	30,010	TBS
#11	Nov. 19	#3 Miami (Fla.)	L	3-44	79,528	ESPN
#16	Nov. 26	Tulane	W	44-14	75,497	
HALL OF FAME BOWL - TAMPA, FLA.						
#16	Jan. 2	#17 Syracuse	L	10-23	51,112	NBC



1989

RECORD: 4-7-0
SEC: 2-5
Coach Mike Archer
Captains: Tommy Hodson (QB), Karl Dunbar (DT)

#7	Sept. 2	at Texas A&M	L	16-28	61,733	ESPN
#21	Sept.16	Florida State	L	21-31	75,524	ESPN
	Sept.30	Ohio	W	57-6	63,860	
	Oct. 7	Florida	L	13-16	74,527	
	Oct.14	at #12 Auburn	L	6-10	85,214	CBS
	Oct.21	at Kentucky	L	21-27	53,967	
	Oct.28	#11 Tennessee	L	39-45	71,634	TBS
	Nov. 4	at Ole Miss	W	35-30	42,354	
	Nov. 11	#4 Alabama	L	16-32	77,197	ESPN
	Nov. 18	Mississippi St.	W	44-20	62,592	
	Nov. 25	at Tulane	W	27-7	41,573	



1990

RECORD: 5-6-0
SEC: 2-5
Coach Mike Archer
Captains: Sol Graves (QB), Marc Boutte (DT)

	Sept. 8	Georgia	W	18-13	76,751	
	Sept.15	Miami (Ohio)	W	35-7	63,237	
	Sept.22	at Vanderbilt	L	21-24	33,149	TBS
	Sept.29	#11 Texas A&M	W	17-8	77,703	
	Oct. 6	at #10 Florida	L	8-34	75,063	ESPN
	Oct.20	Kentucky	W	30-20	64,720	
	Oct.27	at #12 Florida State	L	3-42	60,111	TBS
	Nov. 3	#17 Ole Miss	L	10-19	79,634	
	Nov. 10	at Alabama	L	3-24	70,123	
	Nov. 17	at Mississippi St.(20)	L	22-34	22,509	
	Nov. 24	Tulane	W	16-13	67,435	



1991

RECORD: 5-6
SEC: 3-4
Coach Curley Hallman
Captains: Todd Kinchen (SE), Marc Boutte (DT), Darrell Williams (FB)

Sept. 7	at Georgia	L	10-31	85,434	ABC
Sept. 14	at #20 Texas A&M	L	7-45	66,281	
Sept. 21	Vanderbilt	W	16-14	64,341	
Oct. 5	#13 Florida	L	0-16	72,019	
Oct. 12	Arkansas State	W	70-14	62,024	
Oct. 19	at Kentucky	W	29-26	53,650	TBS
Oct. 26	#1 Florida State	L	16-27	71,019	ESPN
Nov. 2	at Ole Miss (20)	W	25-22	41,000	
Nov. 9	#8 Alabama	L	17-20	78,838	ABC
Nov. 16	Mississippi St.	L	19-28	67,724	
Nov. 23	at Tulane	W	39-20	38,384	



1992

RECORD: 2-9
SEC: 1-7
Coach Curley Hallman
Captains: Darron Landry (OG), Anthony Williams (LB), Carlton Buckels (CB)

Sept. 5	#7 Texas A&M	L	22-31	69,313	ABC
Sept. 12	#22 Mississippi St.	W	24-3	68,888	
Sept. 19	at Auburn	L	28-30	76,637	JP-TV
Sept. 26	Colorado State	L	14-17	69,654	
Oct. 3	#7 Tennessee	L	0-20	68,318	ESPN
Oct. 10	at #23 Florida	L	21-28	83,401	
Oct. 17	Kentucky	L	25-27	57,641	
Oct. 31	at Ole Miss (20)	L	0-32	47,000	
Nov. 7	#3 Alabama	L	11-31	76,813	ABC
Nov. 21	Tulane	W	24-12	59,919	
Nov. 27	at Arkansas	L	6-30	32,721	ESPN



1993

RECORD: 5-6
SEC: 3-5
Coach Curley Hallman
Captains: Chad Loup (QB), Anthony Marshall (FS), Scott Holstein (P), Gabe Northern (DE)

Sept. 4	at #5 Texas A&M	L	0-24	61,307	ABC
Sept. 11	at Mississippi St.	W	18-16	33,324	ABC
Sept. 18	Auburn	L	10-34	71,936	
Sept. 25	at #13 Tennessee	L	20-42	95,931	JP-TV
Oct. 2	Utah State	W	38-17	57,316	
Oct. 9	#5 Florida	L	3-58	60,060	ESPN
Oct. 16	at Kentucky	L	17-35	54,750	
Oct. 30	Ole Miss	W	19-17	61,470	
Nov. 6	at #5 Alabama	W	17-13	70,123	JP-TV
Nov. 20	Tulane	W	24-10	58,190	
Nov. 27	Arkansas	L	24-42	54,239	ESPN



1994

RECORD: 4-7
SEC: 3-5
Coach Curley Hallman
Captains: Brett Bech (SE), Ivory Hilliard (FS), Jonny Fayard (TE), Troy Twillie (FS)

Sept. 3	#15 Texas A&M	L	13-18	75,504	
Sept. 10	Mississippi St.	W	44-24	63,029	
Sept. 17	at #11 Auburn	L	26-30	84,754	JP-TV
Oct. 1	South Carolina	L	17-18	63,281	
Oct. 8	at #1 Florida	L	18-42	85,385	JP-TV
Oct. 15	Kentucky	W	17-13	61,764	
Oct. 29	at Ole Miss	L	21-34	40,157	
Nov. 5	#6 Alabama	L	17-35	75,453	ESPN
Nov. 12	Southern Miss	L	18-20	51,710	
Nov. 19	at Tulane	W	49-25	32,067	
Nov. 26	at Arkansas (6)	W	30-12	45,633	



1995

RECORD: 7-4-1
SEC: 4-3-1
Coach Gerry DiNardo
Captain: Sheddrick Wilson (WR)

Sept. 2	at #3 Texas A&M	L	17-33	70,057	ABC
Sept. 9	at Mississippi St.	W	34-16	36,110	JP-TV
Sept. 16	#5 Auburn	W	12-6	80,559	
#18 Sept. 23	Rice	W	52-7	73,342	
#14 Sept. 30	at South Carolina	T	20-20	67,902	JP-TV
#21 Oct. 7	#3 Florida	L	10-28	80,583	JP-TV
Oct. 14	at Kentucky	L	16-24	51,500	
Oct. 21	North Texas	W	49-7	66,870	
Nov. 4	at #16 Alabama	L	3-10	70,123	ABC
Nov. 11	Ole Miss	W	38-9	78,246	
Nov. 18	#14 Arkansas	W	28-0	66,548	ABC

INDEPENDENCE BOWL - SHREVEPORT, LA.

Dec. 29	Michigan State	W	45-26	48,835	ESPN
---------	----------------	---	-------	--------	------



1996

RECORD: 10-2
SEC: 6-2
Coach Gerry DiNardo
Captains: Ben Bordelon (OT), Allen Stansberry (LB)

#17 Sept. 7	Houston	W	35-34	80,303	
#21 Sept. 21	at #14 Auburn	W	19-15	85,214	ESPN
#17 Sept. 28	New Mexico State	W	63-7	77,676	
#14 Oct. 5	Vanderbilt	W	35-0	80,142	
#12 Oct. 12	at #1 Florida	L	13-56	85,567	CBS
#17 Oct. 19	Kentucky	W	41-14	79,660	
#13 Oct. 26	Mississippi St.	W	28-20	79,594	JP-TV
#11 Nov. 9	#10 Alabama	L	0-26	80,290	ESPN
#17 Nov. 16	at Ole Miss	W	39-7	44,436	
#18 Nov. 23	Tulane	W	35-17	78,966	
#19 Nov. 29	at Arkansas (6)	W	17-7	22,329	CBS

PEACH BOWL - ATLANTA, GA.

#17 Dec. 28	Clemson	W	10-7	63,622	ESPN
-------------	---------	---	------	--------	------



1997

RECORD: 9-3
SEC: 6-2
Coach Gerry DiNardo
Captains: Adam Perry (OG), Chuck Wiley (DT)

#10 Sept. 6	Texas-El Paso	W	55-3	80,015	
#10 Sept. 13	at Mississippi St.	W	24-9	40,030	ESPN
#10 Sept. 20	#12 Auburn	L	28-31	80,538	ESPN
#13 Sept. 27	Akron	W	56-0	79,772	
#13 Oct. 4	at Vanderbilt	W	7-6	37,045	
#14 Oct. 11	#1 Florida	W	28-21	80,677	ESPN
#8 Oct. 18	Ole Miss	L	21-36	80,442	JP-TV
#16 Nov. 1	at Kentucky	W	63-28	58,450	ESPN2
#14 Nov. 8	at Alabama	W	27-0	70,123	CBS
#11 Nov. 15	Notre Dame	L	6-24	80,566	CBS
#17 Nov. 28	Arkansas	W	31-21	79,619	CBS

INDEPENDENCE BOWL - SHREVEPORT, LA.

#15 Dec. 28	Notre Dame	W	27-9	50,459	ESPN
-------------	------------	---	------	--------	------



1998

RECORD: 4-7
SEC: 2-6
Coach Gerry DiNardo
Captains: Todd McClure (C), Anthony McFarland (NG), Joe Wesley (ILB)

#7 Sept. 12	Arkansas State	W	42-6	80,051	
#7 Sept. 19	at Auburn	W	31-19	85,214	ESPN
#6 Sept. 26	Idaho	W	53-20	80,466	
#6 Oct. 3	#12 Georgia	L	27-28	80,792	ESPN
#11 Oct. 10	at #6 Florida	L	10-22	85,407	ESPN
#21 Oct. 17	Kentucky	L	36-39	80,524	ESPN2
Oct. 24	#24 Mississippi St.	W	41-6	80,040	ESPN2
Oct. 31	at Ole Miss	L	31-37 (OT)	50,577	

Year-by-Year Results

Nov. 7	Alabama	L	16-22	80,522	CBS
Nov. 21	at #10 Notre Dame	L	36-39	80,012	NBC
Nov. 27	at #13 Arkansas (6)	L	14-41	55,831	CBS



1999

RECORD: 3-8
SEC: 1-7
Coach Gerry DiNardo / Hal Hunter (interim, Arkansas game)
Captains: Rondell Mealey (TB), Johnny Mitchell (DT), Charles Smith (LB)

Sept. 4	San Jose State	W	29-21	76,753	
Sept. 11	North Texas	W	52-0	76,845	
Sept. 18	Auburn	L	7-41	80,562	ESPN
Oct. 2	at #10 Georgia	L	22-23	86,117	JP-TV
Oct. 9	#8 Florida	L	10-31	80,255	CBS
Oct. 16	at Kentucky	L	5-31	67,370	JP-TV
Oct. 23	at #12 Mississippi St.	L	16-17	41,274	ESPN2
Oct. 30	#25 Ole Miss	L	23-42	80,084	
Nov. 6	at #12 Alabama	L	17-23	83,818	JP-TV
Nov. 13	Houston	L	7-20	76,671	
Nov. 26	#17 Arkansas	W	35-10	77,610	CBS



2000

RECORD: 8-4
SEC: 5-3
Coach Nick Saban
Captains: Rohan Davey (QB), Trev Faulk (LB), Louis Williams (OT)

Sept. 2	Western Carolina	W	58-0	87,188	
Sept. 9	Houston	W	28-13	82,469	
Sept. 16	at #24 Auburn	L	17-34	85,612	ESPN
Sept. 23	UAB	L	10-13	85,339	
Sept. 30	#11 Tennessee	W	38-31 (OT)	91,682	ESPN
Oct. 7	at #12 Florida	L	9-41	85,365	JP-TV
Oct. 14	Kentucky	W	34-0	85,664	
Oct. 21	#13 Mississippi St.	W	45-38 (OT)	90,584	ESPN2
Nov. 4	Alabama	W	30-28	91,778	CBS
Nov. 11	at Ole Miss	W	20-9	52,476	ESPN2
#24 Nov. 24	at Arkansas (6)	L	3-14	43,982	CBS
PEACH BOWL - ATLANTA, GA.					
Dec. 29	#15 Georgia Tech	W	28-14	73,614	ESPN



2001

SEC CHAMPION
RECORD: 10-3
SEC: 5-3
Coach Nick Saban
Captains: Rohan Davey (QB), Trev Faulk (LB), Robert Royal (TE)

#14 Sept. 1	Tulane	W	48-17	91,782	
#13 Sept. 8	Utah State	W	31-14	87,756	
#14 Sept. 29	at #7 Tennessee	L	18-26	108,472	ESPN
#18 Oct. 6	#2 Florida	L	15-44	92,010	CBS
Oct. 13	at Kentucky	W	29-25	52,471	
Oct. 20	at Mississippi St.	W	42-0	45,514	ESPN2
Oct. 27	Ole Miss	L	24-35	91,941	ESPN2
Nov. 3	at Alabama	W	35-21	83,818	CBS
Nov. 10	Middle Tennessee	W	30-14	88,249	
Nov. 23	#24 Arkansas	W	41-38	89,560	CBS
#22 Dec. 1	#25 Auburn	W	27-14	92,141	ESPN
SEC CHAMPIONSHIP GAME - ATLANTA, GA.					
#21 Dec. 8	#2 Tennessee	W	30-21	74,843	CBS
SUGAR BOWL - NEW ORLEANS, LA.					
#12 Jan. 1	#7 Illinois	W	47-34	77,688	ABC

Far left rankings indicate LSU's Associated Press ranking. AP Rankings from 1936-present.

Number in parentheses after opponent indicates neutral or off-campus site.

- | | |
|-----------------------|--------------------------|
| (1) Jackson, La. | (12) Houston, Texas |
| (2) Vicksburg, Miss. | (13) Shreveport, La. |
| (3) New Orleans, La. | (14) Dallas, Texas |
| (4) Meridian, Miss. | (15) Galveston, Texas |
| (5) Mobile, Ala. | (16) San Antonio, Texas |
| (6) Little Rock, Ark. | (17) New York City, N.Y. |
| (7) Alexandria, La. | (18) Montgomery, Ala. |
| (8) Memphis, Tenn. | (19) Indianapolis, Ind. |
| (9) Birmingham, Ala. | (20) Jackson, Miss. |
| (10) Columbus, Miss. | (21) Monroe, La. |
| (11) Gulfport, Miss. | (22) Columbus, Ga. |



1896 LSU Tigers



1913 LSU Tigers



1933 - Bill Lobdell



Ken Kavanaugh in the 1939 LSU-Holy Cross game, dubbed the "The Eastern Invasion" by Louisiana sportswriters. Kavanaugh led the Tigers to a 26-7 win by scoring all four TDs at Worcester.



Jerry Stovall is carried off the field after the Tigers' 20-10 victory over Alabama in 1982 in LSU's last meeting with Crimson Tide coach Bear Bryant.

Season Openers

OVERALL: **76-27-5**
 at Baton Rouge 66-14-3
 at Opponent's Site 10-12-2
 at Neutral Site 0-1-0

Longest Win Streak 30 games (1900-1930)
 Longest Losing Streak 5 games (1991-95)

YEAR	SCORE	W/L	OPPONENT	SITE
1893	0-34	L	Tulane	New Orleans
1894	26-0	W	Natchez Ath. Club	Natchez, Miss.
1895	8-4	W	Tulane	Baton Rouge
1896	46-0	W	Centenary	Baton Rouge
1897	28-6	W	Mont. Ath. Club	Baton Rouge
1898	37-0	W	Tulane	Baton Rouge
1899	0-11	L	Ole Miss	Meridian, Miss.
1900	70-0	W	Millsaps	Baton Rouge
1901	57-0	W	Louisiana Tech	Ruston
1902	42-0	W	Southwestern La.	Lafayette
1903	16-0	W	LSU Alumni	Baton Rouge
1904	17-0	W	Louisiana Tech	Baton Rouge
1905	16-0	W	Louisiana Tech	Baton Rouge
1906	5-0	W	Monroe Ath. Club	Baton Rouge
1907	28-0	W	Louisiana Tech	Baton Rouge
1908	41-0	W	YMGC (N.O.)	Baton Rouge
1909	70-0	W	Jackson Br. (N.O.)	Baton Rouge
1910	40-0	W	Mississippi College	Baton Rouge
1911	42-0	W	Southwestern La.	Baton Rouge
1912	85-3	W	Southwestern La.	Baton Rouge
1913	20-2	W	Louisiana Tech	Ruston
1914	54-0	W	Southwestern La.	Baton Rouge
1915	42-0	W	Jefferson College	Baton Rouge
1916	24-0	W	Southwestern La.	Lafayette
1917	20-6	W	Southwestern La.	Baton Rouge
1918			no team, World War I	
1919	39-0	W	Southwestern La.	Baton Rouge
1920	81-0	W	Jefferson College	Baton Rouge
1921	78-0	W	Louisiana Normal	Baton Rouge
1922	13-0	W	Louisiana Normal	Baton Rouge
1923	40-0	W	Louisiana Normal	Baton Rouge
1924	7-6	W	Spring Hill	Baton Rouge
1925	27-0	W	Louisiana Normal	Baton Rouge
1926	47-0	W	Louisiana Normal	Baton Rouge
1927	45-0	W	Louisiana Tech	Baton Rouge
1928	46-0	W	Southwestern La.	Baton Rouge
1929	58-0	W	Louisiana College	Baton Rouge
1930	76-0	W	W.D. Wesleyan	Baton Rouge
1931	0-3	L	TCU	Fort Worth, Texas
1932	3-3	T	TCU	Baton Rouge
1933	13-0	W	Rice	Baton Rouge
1934	9-9	T	Rice	Houston, Texas
1935	7-10	L	Rice	Baton Rouge
1936	20-7	W	Rice	Baton Rouge
1937	19-0	W	Florida	Baton Rouge
1938	7-20	L	Ole Miss	Baton Rouge
1939	7-14	L	Ole Miss	Baton Rouge
1940	39-7	W	Louisiana Tech	Baton Rouge
1941	25-0	W	Louisiana Tech	Baton Rouge
1942	40-0	W	Louisiana Normal	Baton Rouge
1943	34-27	W	Georgia	Baton Rouge
1944	27-27	T	Alabama	Baton Rouge
1945	42-0	W	Rice	Baton Rouge
1946	7-6	W	Rice	Houston, Texas
1947	21-14	W	Rice	Baton Rouge
1948	0-33	L	Texas	Austin, Texas
1949	0-19	L	Kentucky	Baton Rouge
1950	0-14	L	Kentucky	Lexington, Ky.
1951	13-0	W	Southern Mississippi	Baton Rouge
1952	14-35	L	Texas	Baton Rouge
1953	20-7	W	Texas	Baton Rouge
1954	6-20	L	Texas	Austin, Texas

YEAR	SCORE	W/L	OPPONENT	SITE
1955	19-7	W	Kentucky	Baton Rouge
1956	6-9	L	Texas A&M	Baton Rouge
1957	14-20	L	Rice	Baton Rouge
1958	26-6	W	Rice	Houston, Texas
1959	26-3	W	Rice	Baton Rouge
1960	9-0	W	Texas A&M	Baton Rouge
1961	3-16	L	Rice	Houston, Texas
1962	21-0	W	Texas A&M	Baton Rouge
1963	14-6	W	Texas A&M	Baton Rouge
1964	9-6	W	Texas A&M	Baton Rouge
1965	10-0	W	Texas A&M	Baton Rouge
1966	28-12	W	South Carolina	Baton Rouge
1967	20-14	W	Rice	Baton Rouge
1968	13-12	W	Texas A&M	Baton Rouge
1969	35-6	W	Texas A&M	Baton Rouge
1970	18-20	L	Texas A&M	Baton Rouge
1971	21-31	L	Colorado	Baton Rouge
1972	31-13	W	Pacific	Baton Rouge
1973	17-6	W	Colorado	Baton Rouge
1974	42-14	W	Colorado	Baton Rouge
1975	7-10	L	Nebraska	Lincoln, Neb.
1976	6-6	T	Nebraska	Baton Rouge
1977	21-24	L	Indiana	Bloomington, Ind.
1978	24-17	W	Indiana	Baton Rouge
1979	44-0	W	Colorado	Boulder, Colo.
1980	0-16	L	Florida State	Baton Rouge
1981	7-24	L	Alabama	Baton Rouge
1982	45-7	W	Oregon State	Baton Rouge
1983	35-40	L	Florida State	Baton Rouge
1984	21-21	T	Florida	Gainesville, Fla.
1985	23-13	W	North Carolina	Chapel Hill, N.C.
1986	35-17	W	Texas A&M	Baton Rouge
1987	17-3	W	Texas A&M	College Station, Texas
1988	27-0	W	Texas A&M	Baton Rouge
1989	16-28	L	Texas A&M	College Station, Texas
1990	18-13	W	Georgia	Baton Rouge
1991	10-31	L	Georgia	Athens, Ga.
1992	22-31	L	Texas A&M	Baton Rouge
1993	0-24	L	Texas A&M	College Station, Texas
1994	13-18	L	Texas A&M	Baton Rouge
1995	17-33	L	Texas A&M	College Station, Texas
1996	35-34	W	Houston	Baton Rouge
1997	55-3	W	Texas El-Paso	Baton Rouge
1998	42-6	W	Arkansas State	Baton Rouge
1999	29-21	W	San Jose State	Baton Rouge
2000	58-0	W	Western Carolina	Baton Rouge
2001	48-17	W	Tulane	Baton Rouge

HIGHEST SCORING LSU GAMES

OPPONENT	DATE	SCORE	SITE
Southwestern La.	Nov. 21, 1936	93-0	Baton Rouge
Baylor	Nov. 10, 1908	89-0	Baton Rouge
Southwestern La.	Oct. 4, 1930	85-0	Baton Rouge
Southwestern La.	Oct. 5, 1912	85-3	Baton Rouge
Jefferson College	Oct. 2, 1920	81-0	Baton Rouge
Spring Hill	Oct. 8, 1932	80-0	Baton Rouge
Louisiana Normal	Oct. 8, 1921	78-0	Baton Rouge
Rice	Sept. 24, 1977	77-0	Baton Rouge
S. D. Wesleyan	Sept. 20, 1930	76-0	Baton Rouge
Louisiana Tech	Sept. 27, 1930	71-0	Baton Rouge
Millsaps	Nov. 11, 1900	70-0	Baton Rouge
Arkansas State	Oct. 12, 1991	70-14	Baton Rouge
Wyoming	Nov. 26, 1977	66-7	Baton Rouge
Baylor	Oct. 4, 1969	63-8	Baton Rouge
New Mexico State	Sept. 28, 1996	63-7	Baton Rouge
Kentucky	Nov. 1, 1997	63-28	Lexington, Ky.
Tulane	Nov. 22, 1958	62-0	New Orleans
Tulane	Nov. 25, 1961	62-0	Baton Rouge
Tulane	Nov. 20, 1965	62-0	Baton Rouge
Mississippi State	Nov. 15, 1969	61-6	Baton Rouge
Mississippi	Dec. 5, 1970	61-17	Baton Rouge
Louisiana Tech	Oct. 3, 1914	60-0	Baton Rouge

Television Appearances

YEAR	OPPONENT	NETWORK	W/L	SCORE	DAY/ NT.	SITE	BOWL
1959	*Clemson	NBC	W	7-0	D	New Orleans	SUGAR
1959	Rice	NBC	W	26-3	D	Baton Rouge	
1960	*Ole Miss	NBC	L	0-21	D	New Orleans	SUGAR
1960	Ole Miss	ABC	T	6-6	D	Oxford, Miss.	
1961	North Carolina	ABC	W	30-0	D	Chapel Hill, N.C.	
1962	*Colorado	NBC	W	25-7	D	Miami, Fla.	ORANGE
1962	*Georgia Tech	CBS	W	10-7	D	Atlanta, Ga.	
1963	*Texas	CBS	W	13-0	D	Dallas, Texas	COTTON
1963	Ole Miss	CBS	L	3-37	D	Baton Rouge	
1963	*Baylor	CBS	L	7-14	D	Houston, Texas	BLUEBONNET
1964	Tennessee	NBC	T	3-3	D	Baton Rouge	
1965	Syracuse	NBC	W	13-10	D	New Orleans	SUGAR
1965	*Alabama	NBC	L	7-31	D	Baton Rouge	
1966	Arkansas	CBS	W	14-7	D	Dallas, Texas	COTTON
1966	Alabama	ABC	L	0-21	D	Birmingham, Ala.	
1966	Mississippi St.	ABC	W	17-7	D	Baton Rouge	
1967	Ole Miss	ABC	T	13-13	D	Jackson, Miss.	
1968	*Wyoming	NBC	W	20-13	D	New Orleans	SUGAR
1968	*Florida State	TVS	W	31-27	N	Atlanta, Ga.	PEACH
1969	Auburn	ABC	W	21-20	D	Baton Rouge	
1969	Ole Miss	ABC	L	23-26	D	Jackson, Miss.	
1970	Alabama	ABC	W	14-9	D	Birmingham, Ala.	
1970	Ole Miss	ABC	W	61-17	N	Baton Rouge	
1971	*Nebraska	NBC	L	12-17	N	Miami, Fla.	ORANGE
1971	*Alabama	ABC	L	7-14	N	Baton Rouge	
1971	*Notre Dame	ABC	W	28-8	N	Baton Rouge	
1971	Iowa State	CBS	W	33-15	D	El Paso, Texas	SUN
1972	*Alabama	ABC	L	21-35	D	Birmingham, Ala.	
1972	Tennessee	Hughes	L	17-24	N	Houston, Texas	BLUEBONNET
1973	*Ole Miss	ABC	W	51-14	D	Jackson, Miss.	
1973	Alabama	ABC	L	7-21	N	Baton Rouge	
1974	*Penn State	NBC	L	9-16	N	Miami, Fla.	ORANGE
1974	*Alabama	ABC	L	0-30	D	Birmingham, Ala.	
1975	Ole Miss	ABC	L	13-17	D	Jackson, Miss.	
1977	Ole Miss	ABC	W	28-21	D	Jackson, Miss.	
1977	Alabama	ABC	L	3-24	D	Baton Rouge	
1977	*Stanford	CBS	L	14-24	D	El Paso, Texas	SUN
1978	Ole Miss	ABC	W	30-8	D	Baton Rouge	
1978	Alabama	ABC	L	10-31	D	Birmingham, Ala.	
1978	*Missouri	ABC	L	15-20	D	Memphis, Tenn.	LIBERTY
1979	Florida State	ABC	L	19-24	D	Baton Rouge	
1979	Tulane	ABC	L	13-24	D	New Orleans	
1979	*Wake Forest	Mizlou	W	34-10	N	Orlando, Fla.	TANGERINE
1980	Ole Miss	ABC	W	38-16	D	Baton Rouge	
1981	*Alabama	ABC	L	7-24	N	Baton Rouge	
1981	*Notre Dame	USA	L	9-27	D	South Bend, Ind.	
1982	Mississippi St.	ABC	L	24-27	D	Starkville, Miss.	



LSU is one of the most televised teams in all of college football.

1983	*Nebraska	NBC	L	20-21	N	Miami, Fla.	ORANGE
1983	*Florida State	ABC	L	35-40	D	Baton Rouge	
1983	*Tennessee	TBS	L	6-20	N	Knoxville, Tenn.	
1983	Alabama	ABC	L	26-32	D	Baton Rouge	
1983	*Tulane	TBS	W	20-7	N	New Orleans	
1984	*Florida	TBS	T	21-21	D	Gainesville, Fla.	
1984	*Vanderbilt	ESPN	W	34-27	N	Baton Rouge	
1984	Kentucky	ABC	W	36-10	D	Lexington, Ky.	
1984	Notre Dame	ABC	L	22-30	D	Baton Rouge	
1985	*Nebraska	ABC	L	10-28	N	New Orleans	SUGAR
1985	*Kentucky	ESPN	W	10-0	N	Baton Rouge	
1985	*Ole Miss	TBS	W	14-0	D	Jackson, Miss.	
1985	*Alabama	ABC	T	14-14	D	Baton Rouge	
1985	*Notre Dame	USA	W	10-7	D	South Bend, Ind.	
1985	Baylor	Katz	L	7-21	N	Memphis, Tenn.	LIBERTY
1986	*Texas A&M	ESPN	W	35-17	N	Baton Rouge	
1986	Ole Miss	ABC	L	19-21	D	Baton Rouge	
1986	*Alabama	ESPN	W	14-10	N	Birmingham, Ala.	
1986	*Notre Dame	ESPN	W	21-19	N	Baton Rouge	
1987	*Nebraska	ABC	L	15-30	D	New Orleans	SUGAR
1987	*Texas A&M	ESPN	W	17-3	N	Coll. Station, Texas	
1987	*Ohio State	CBS	T	13-13	D	Baton Rouge	
1987	*Florida	ESPN	W	13-10	N	Baton Rouge	
1987	*Georgia	ESPN	W	26-23	D	Athens, Ga.	
1987	*Kentucky	TBS	W	34-9	D	Baton Rouge	
1987	*Alabama	ESPN	L	10-22	N	Baton Rouge	
1987	*South Carolina	CBS	W	30-13	D	Jacksonville, Fla.	GATOR
1988	*Tennessee	TBS	W	34-9	D	Knoxville, Tenn.	



Chris Fowler, Lee Corso, and Kirk Herbstreit discuss LSU's victory over No. 1 Florida in 1997.

LSU'S RECORD BY NETWORK

NETWORK	APPEARANCES	RECORD	PCT.	LAST APPEARANCE	RESULT	RECORD UNDER SABAN
ABC	45	14-28-3	.344	Jan. 1, 2002 vs. Illinois (Sugar Bowl)	W, 47-34	1-0
ESPN	38	20-18	.526	Dec. 1, 2001 vs. Auburn	W, 27-14	3-2
CBS	27	14-12-1	.537	Dec. 8, 2001 vs. Tennessee (SEC Championship)	W, 30-21	4-2
JP-TV	14	3-10-1	.250	Oct. 7, 2000 at Florida	L, 41-9	0-1
NBC	13	5-7-1	.423	Nov. 21, 1998 at Notre Dame	L, 39-36	-
TBS	12	8-3-1	.708	Oct. 19, 1991 at Kentucky	W, 29-26	-
ESPN2	8	5-3	.675	Oct. 27, 2001 vs. Ole Miss	L, 35-24	1-1
USA	2	1-1	.500	Nov. 23, 1985 at Notre Dame	W, 10-7	-
TVS	1	1-0	1.000	Dec. 30, 1968 vs. Florida State (Peach Bowl)	W, 31-27	-
Mizlou	1	1-0	1.000	Dec. 22, 1979 vs. Wake Forest (Tangerine Bowl)	W, 32-10	-
Katz	1	0-1	.000	Dec. 27, 1985 vs. Baylor (Liberty Bowl)	L, 21-7	-
Hughes	1	0-1	.000	Dec. 30, 1972 vs. Tennessee (Bluebonnet Bowl)	L, 24-17	-
TOTALS	163	72-84-7	.463			9-6 (.600)

1988	Ohio State	ABC	L	33-36	D	Columbus, Ohio	
1988	*Florida	CBS	L	6-19	D	Gainesville, Fla.	
1988	*Auburn	ESPN	W	7-6	N	Baton Rouge	
1988	*Ole Miss	TBS	W	31-20	D	Baton Rouge	
1988	Alabama	CBS	W	19-18	D	Tuscaloosa, Ala.	
1988	*Mississippi St.	TBS	W	20-3	D	Starkville, Miss.	
1988	*Miami (Fla.)	ESPN	L	3-44	N	Baton Rouge	
1988	*Syracuse	NBC	L	10-23	D	Tampa, Fla.	HALL OF FAME
1989	*Texas A&M	ESPN	L	16-28	N	College Station, Texas	
1989	*Florida State	ESPN	L	21-31	N	Baton Rouge	
1989	*Auburn	CBS	L	6-10	D	Auburn, Ala.	
1989	*Tennessee	TBS	L	39-45	D	Baton Rouge	
1989	*Alabama	ESPN	L	16-32	N	Baton Rouge	
1990	*Vanderbilt	TBS	L	21-24	D	Nashville, Tenn.	
1990	*Florida	ESPN	L	8-34	N	Gainesville, Fla.	
1990	*Florida St.	TBS	L	3-42	D	Tallahassee, Fla.	
1991	Georgia	ABC	L	10-31	D	Athens, Ga.	
1991	*Kentucky	TBS	W	29-26	D	Lexington, Ky.	
1991	*Florida State	ESPN	L	16-27	N	Baton Rouge	
1991	Alabama	ABC	L	17-20	D	Baton Rouge	
1992	Texas A&M	ABC	L	22-31	D	Baton Rouge	
1992	Auburn	JP-TV	L	28-30	D	Auburn, Ala.	
1992	*Tennessee	ESPN	L	0-20	N	Baton Rouge	
1992	Alabama	ABC	L	11-31	D	Baton Rouge	
1992	*Arkansas	ESPN	L	6-30	D	Fayetteville, Ark.	
1993	Texas A&M	ABC	L	0-24	D	College Station, Texas	
1993	Miss. State	ABC	W	18-16	D	Starkville, Miss.	
1993	Tennessee	JP-TV	L	20-42	D	Knoxville, Tenn.	
1993	*Florida	ESPN	L	3-58	N	Baton Rouge	
1993	Alabama	JP-TV	W	17-13	D	Tuscaloosa, Ala.	
1993	*Arkansas	ESPN	L	24-42	D	Baton Rouge	
1994	Auburn	JP-TV	L	26-30	D	Auburn, Ala.	
1994	Florida	JP-TV	L	18-42	D	Gainesville, Fla.	
1994	*Alabama	ESPN	L	17-35	N	Baton Rouge	
1995	Texas A&M	ABC	L	17-33	D	College Station, Texas	
1995	Miss. State	JP-TV	W	34-16	D	Starkville, Miss.	
1995	South Carolina	JP-TV	T	20-20	D	Columbia, S.C.	
1995	Florida	JP-TV	L	10-28	D	Baton Rouge	
1995	Alabama	ABC	L	3-10	D	Tuscaloosa, Ala.	
1995	Arkansas	ABC	W	28-0	D	Baton Rouge	
1995	*Michigan State	ESPN	W	45-26	D	Shreveport	INDEPENDENCE
1996	*Auburn	ESPN	W	19-15	N	Auburn, Ala.	
1996	*Florida	CBS	L	13-56	D	Gainesville, Fla.	
1996	Miss. State	JP-TV	W	28-20	D	Baton Rouge	
1996	*Alabama	ESPN	L	0-26	N	Baton Rouge	
1996	Arkansas	CBS	W	17-7	D	Little Rock, Ark.	
1996	*Clemson	ESPN	W	10-7	N	Atlanta, Ga.	PEACH
1997	*Miss. State	ESPN	W	24-9	N	Starkville, Miss.	
1997	*Auburn	ESPN	L	28-31	N	Baton Rouge	
1997	*Florida	ESPN	W	28-21	N	Baton Rouge	
1997	Ole Miss	JP-TV	L	21-36	D	Baton Rouge	
1997	*Kentucky	ESPN2	W	63-28	N	Lexington, Ky.	
1997	Alabama	CBS	W	27-0	D	Tuscaloosa, Ala.	
1997	*Notre Dame	CBS	L	6-24	D	Baton Rouge	
1997	Arkansas	CBS	W	31-21	D	Baton Rouge	
1997	*Notre Dame	ESPN	W	27-9	N	Shreveport	INDEPENDENCE
1998	*Auburn	ESPN	W	31-19	D	Auburn, Ala.	
1998	*Georgia	ESPN	L	27-28	N	Baton Rouge	



LSU coach Nick Saban was interviewed by Dr. Jerry Punch of ABC after the Tigers defeated Illinois, 47-34, in the 2002 Sugar Bowl.

1998	*Florida	ESPN	L	10-22	N	Gainesville, Fla.	
1998	*Kentucky	ESPN2	L	36-39	N	Baton Rouge	
1998	*Miss. State	ESPN2	W	41-6	N	Baton Rouge	
1998	*Alabama	CBS	L	16-22	D	Baton Rouge	
1998	*Notre Dame	NBC	L	36-39	D	South Bend, Ind.	
1998	Arkansas	CBS	L	14-41	D	Little Rock, Ark.	
1999	*Auburn	ESPN	L	7-41	D	Baton Rouge	
1999	*Georgia	JP-TV	L	22-23	D	Athens, Ga.	
1999	*Florida	CBS	L	10-31	D	Baton Rouge	
1999	Kentucky	JP-TV	L	5-31	D	Lexington, Ky.	
1999	*Miss. State	ESPN2	L	16-17	D	Starkville, Miss.	
1999	Alabama	JP-TV	L	17-23	D	Tuscaloosa, Ala.	
1999	Arkansas	CBS	W	35-10	D	Baton Rouge	
2000	*Auburn	ESPN	L	17-34	N	Auburn, Ala.	
2000	*Tennessee	ESPN	W	38-31#	N	Baton Rouge	
2000	Florida	JP-TV	L	9-41	D	Gainesville, Fla.	
2000	*Mississippi State	ESPN2	W	45-38#	N	Baton Rouge	
2000	*Alabama	CBS	W	30-28	D	Baton Rouge	
2000	*Ole Miss	ESPN2	W	20-9	N	Oxford, Miss.	
2000	Arkansas	CBS	L	3-14	D	Little Rock, Ark.	
2000	*Georgia Tech	ESPN	W	28-14	N	Atlanta, Ga.	PEACH
2001	*Tennessee	ESPN	L	26-18	A	Knoxville, Tenn.	
2001	*Florida	CBS	L	44-15	H	Baton Rouge	
2001	*Miss. State	ESPN2	W	42-0	A	Starkville, Miss.	
2001	*Ole Miss	ESPN2	L	35-24	H	Baton Rouge	
2001	*Alabama	CBS	W	35-21	A	Tuscaloosa, Ala.	
2001	*Arkansas	CBS	W	41-38	H	Baton Rouge	
2001	*Auburn	ESPN	W	27-14	H	Baton Rouge	
2001	*Tennessee	CBS	W	30-21	N	Atlanta, Ga.	
2002	*Illinois	ABC	W	47-34	N	New Orleans, La.	SUGAR

*-national telecast | #-overtime

Homecoming Games



During halftime of the 2001 Homecoming game LSU Golden Girl Melanie Hebert was crowned LSU's Queen.

YEAR	SCORE	W/L	OPPONENT
1922	25-14	W	Tulane
1923			NO HOMECOMING
1924	0-13	L	Tulane
1925	0-42	L	Alabama
1926	3-0	W	Ole Miss
1927			NO HOMECOMING
1928	19-6	W	Ole Miss
1929	27-14	W	Sewanee
1930	12-0	W	Sewanee
1931	19-12	W	South Carolina
1932	38-0	W	Sewanee
1933	7-7	T	Vanderbilt
1934	20-0	W	Auburn
1935	6-0	W	Auburn
1936	12-0	W	Mississippi State
1937	41-0	W	Mississippi State
1938	7-0	W	Vanderbilt
1939	0-20	L	Tennessee
1940	7-0	W	Vanderbilt
1941	6-13	L	Tennessee
1942	21-7	W	Ole Miss
1943			NO HOMECOMING
1944	0-13	L	Tennessee
1945	20-27	L	Mississippi State
1946	7-26	L	Georgia Tech
1947	19-13	W	Vanderbilt
1948	19-49	L	Ole Miss
1949	34-7	W	Mississippi State
1950	0-13	L	Georgia Tech
1951	6-6	T	Ole Miss
1952	3-22	L	Tennessee
1953	13-26	L	Mississippi State
1954	6-21	L	Ole Miss
1955	34-7	W	Mississippi State
1956	6-21	L	Florida
1957	21-0	W	Kentucky
1958	10-7	W	Florida
1959	7-3	W	Ole Miss

OVERALL RECORD ON HOMECOMING

Won 49, Lost 25, Tied 3

vs. Akron: 1-0	vs. Middle Tennessee: 1-0
vs. Alabama: 0-1	vs. Mississippi State: 7-3
vs. Auburn: 4-0	vs. New Mexico State: 1-0
vs. Florida: 3-3	vs. North Carolina: 1-0
vs. Florida State: 0-2	vs. North Texas: 1-0
vs. Georgia: 0-1	vs. Rice: 1-0
vs. Georgia Tech: 0-2	vs. Sewanee: 3-0
vs. Idaho: 1-0	vs. South Carolina: 3-1
vs. Kentucky: 7-2	vs. Tennessee: 1-5-1
vs. Ole Miss: 6-3-1	vs. UAB: 0-1

YEAR	SCORE	W/L	OPPONENT
1960	35-6	W	South Carolina
1961	24-14	W	Kentucky
1962	23-0	W	Florida
1963	28-7	W	Kentucky
1964	3-3	T	Tennessee
1965	31-21	W	Kentucky
1966	7-28	L	Florida
1967	30-7	W	Kentucky
1968	10-7	W	TCU
1969	21-20	W	Auburn
1970	14-7	W	Kentucky
1971	48-7	W	Florida
1972	28-14	W	Mississippi State
1973	26-7	W	Mississippi State
1974	20-10	W	Tennessee
1975	6-34	L	Florida
1976	33-20	W	Vanderbilt
1977	13-33	L	Kentucky
1978	17-24	L	Georgia
1979	19-24	L	Florida State
1980	21-17	W	Auburn
1981	14-38	L	Florida State
1982	14-6	W	South Carolina
1983	13-21	L	Kentucky
1984	34-27	W	Vanderbilt
1985	10-0	W	Kentucky
1986	30-3	W	North Carolina
1987	34-14	W	Mississippi State
1988	31-20	W	Ole Miss
1989	39-45	L	Tennessee
1990	10-19	L	Ole Miss
1991	19-28	L	Mississippi State
1992	24-12	W	Tulane
1993	19-17	W	Ole Miss
1994	17-18	L	South Carolina
1995	52-7	W	Rice
1996	63-7	W	New Mexico State
1997	56-0	W	Akron
1998	53-20	W	Idaho
1999	52-0	W	North Texas
2000	10-13	L	UAB
2001	30-14	W	Middle Tennessee

Final Polls

1936

- AP**
1. Minnesota
 2. **LSU**
 3. Pittsburgh
 4. Alabama
 5. Washington
 6. Santa Clara
 7. Northwestern
 8. Notre Dame
 9. Nebraska
 10. Pennsylvania

1937

1. Pittsburgh
2. California
3. Fordham
4. Alabama
5. Minnesota
6. Villanova
7. Dartmouth
8. **LSU**
9. Notre Dame
10. Santa Clara

1938

1. TCU
2. Tennessee
3. Duke
4. Oklahoma
5. Notre Dame
6. Carnegie Tech
7. USC
8. Pittsburgh
9. Holy Cross
10. Minnesota

1939

1. Texas A&M
2. Tennessee
3. USC
4. Cornell
5. Tulane
6. Missouri
7. UCLA
8. Duke
9. Iowa
10. Duquesne

1940

1. Minnesota
2. Stanford
3. Michigan
4. Tennessee
5. Boston College
6. Texas A&M
7. Northwestern
8. Nebraska
9. Mississippi State
10. Washington

1941

1. Minnesota
2. Duke
3. Notre Dame
4. Texas
5. Michigan
6. Fordham
7. Missouri
8. Duquesne
9. Texas A&M
10. Navy

1942

1. Ohio State
2. Georgia
3. Wisconsin
4. Tulsa
5. Georgia Tech
6. Notre Dame
7. Tennessee
8. Boston College
9. Michigan
10. Alabama

1943

1. Notre Dame
2. Iowa Pre-Flight
3. Michigan
4. Navy
5. Purdue
6. Great Lakes
7. Duke
8. Del Monte P.
9. Northwestern
10. March Field

1944

1. Army
2. Ohio State
3. Randolph Field
4. Navy
5. Bainbridge
6. Iowa Pre-Flight
7. USC
8. Michigan
9. Notre Dame
10. 4th AFF.

1945

1. Army
2. Alabama
3. Navy
4. Indiana
5. Oklahoma State
6. Michigan
7. St. Mary's
8. Pennsylvania
9. Notre Dame
10. Texas
15. **LSU**

1946

1. Notre Dame
2. Army
3. Georgia
4. UCLA
5. Illinois
6. Michigan
7. Tennessee
8. **LSU**
9. North Carolina
10. Rice

1947

1. Notre Dame
2. Michigan
3. SMU
4. Penn State
5. Texas
6. Alabama
7. Pennsylvania
8. USC
9. North Carolina
10. Georgia Tech

1948

1. Michigan
2. Notre Dame
3. North Carolina
4. California
5. Oklahoma
6. Army
7. Northwestern
8. Georgia
9. Oregon
10. SMU

1949

1. Notre Dame
2. Oklahoma
3. California
4. Army
5. Rice
6. Ohio State
7. Michigan
8. Minnesota
9. **LSU**
10. Pacific

1950

1. Oklahoma
2. Army
3. Texas
4. Tennessee
5. California
6. Princeton
7. Kentucky
8. Michigan State
9. Michigan
10. Clemson

1951

1. Tennessee
2. Michigan State
3. Maryland
4. Illinois
5. Georgia Tech
6. Princeton
7. Stanford
8. Wisconsin
9. Baylor
10. Oklahoma

1952

1. Michigan State
2. Georgia Tech
3. Notre Dame
4. Oklahoma
5. USC
6. UCLA
7. Mississippi
8. Tennessee
9. Alabama
10. Texas

1953

1. Maryland
2. Notre Dame
3. Michigan State
4. Oklahoma
5. UCLA
6. Rice
7. Illinois
8. Georgia Tech
9. Iowa
10. West Virginia

1954

1. Ohio State
2. UCLA
3. Oklahoma
4. Notre Dame
5. Navy
6. Mississippi
7. Army
8. Maryland
9. Wisconsin
10. Arkansas

1955

1. Oklahoma
2. Michigan State
3. Maryland
4. UCLA
5. Ohio State
6. TCU
7. Georgia Tech
8. Auburn
9. Notre Dame
10. Mississippi

1956

1. Oklahoma
2. Tennessee
3. Iowa
4. Georgia Tech
5. Texas A&M
6. Miami, (Fla.)
7. Michigan
8. Syracuse
9. Michigan State
10. Oregon State

1957

1. Auburn
2. Ohio State
3. Michigan State
4. Oklahoma
5. Navy
6. Iowa
7. Mississippi
8. Rice
9. Texas A&M
10. Notre Dame

1958

1. **LSU**
2. Iowa
3. Army
4. Auburn
5. Oklahoma
6. Air Force
7. Wisconsin
8. Ohio State
9. Syracuse
10. TCU

1959

1. Syracuse
2. Mississippi
3. **LSU**
4. Texas
5. Georgia
6. Wisconsin
7. TCU
8. Washington
9. Arkansas
10. Alabama

1960

1. Minnesota
2. Mississippi
3. Iowa
4. Navy
5. Missouri
6. Washington
7. Arkansas
8. Ohio State
9. Alabama
10. Duke

1961

1. Alabama
2. Ohio State
3. Texas
4. **LSU**
5. Mississippi
6. Minnesota
7. Colorado
8. Michigan State
9. Arkansas
10. Utah State

1962

1. USC
2. Wisconsin
3. Mississippi
4. Texas
5. Alabama
6. Arkansas
7. **LSU**
8. Oklahoma
9. Penn State
10. Minnesota

1963

1. Texas
2. Navy
3. Illinois
4. Pittsburgh
5. Auburn
6. Nebraska
7. Mississippi
8. Alabama
9. Michigan State
10. Oklahoma

1964

1. Alabama
2. Arkansas
3. Notre Dame
4. Michigan
5. Texas
6. Nebraska
7. **LSU**
8. Oregon State
9. Ohio State
10. USC

1965

1. Alabama
2. Michigan State
3. Arkansas
4. UCLA
5. Nebraska
6. Missouri
7. Tennessee
8. **LSU**
9. Notre Dame
10. USC

1966

1. Notre Dame
2. Michigan State
3. Alabama
4. Georgia
5. UCLA
6. Nebraska
7. Purdue
8. Georgia Tech
9. Miami (Fla.)
10. SMU

1967

1. USC
2. Tennessee
3. Oklahoma
4. Indiana
5. Notre Dame
6. Wyoming
7. Oregon State
8. Alabama
9. Purdue
10. Penn State

1968

1. Ohio State
2. Penn State
3. Texas
4. USC
5. Notre Dame
6. Arkansas
7. Kansas
8. Georgia
9. Missouri
10. Purdue
19. **LSU**

1969

1. Texas
2. Penn State
3. USC
4. Ohio State
5. Notre Dame
6. Missouri
7. Arkansas
8. Mississippi
9. Michigan
10. **LSU**

1970

1. Nebraska
2. Notre Dame
3. Texas
4. Tennessee
5. Ohio State
6. Arizona State
7. **LSU**
8. Stanford
9. Michigan
10. Auburn

1971

1. Nebraska
2. Oklahoma
3. Colorado
4. Alabama
5. Penn State
6. Michigan
7. Georgia
8. Arizona State
9. Tennessee
10. Stanford
11. **LSU**

1972

1. USC
2. Oklahoma
3. Texas
4. Nebraska
5. Auburn
6. Michigan
7. Alabama
8. Tennessee
9. Ohio State
10. Penn State
11. **LSU**

1973

1. Notre Dame
2. Ohio State
3. Oklahoma
4. Alabama
5. Penn State
6. Michigan
7. Nebraska
8. USC
9. Arizona State
10. Houston
13. **LSU**

1974

1. Oklahoma
2. USC
3. Michigan
4. Ohio State
5. Alabama
6. Notre Dame
7. Penn State
8. Auburn
9. Nebraska
10. Miami (Ohio)

1975

1. Oklahoma
2. Arizona State
3. Alabama
4. Ohio State
5. UCLA
6. Texas
7. Arkansas
8. Michigan
9. Nebraska
10. Penn State

1976

1. Pittsburgh
2. USC
3. Michigan
4. Houston
5. Oklahoma
6. Ohio State
7. Texas A&M
8. Maryland
9. Nebraska
10. Georgia

1977

1. Notre Dame
2. Alabama
3. Arkansas
4. Texas
5. Penn State
6. Kentucky
7. Oklahoma
8. Pittsburgh
9. Michigan
10. Washington
15. **LSU**

Final Polls

1978

- Alabama
- USC
- Oklahoma
- Penn State
- Michigan
- Clemson
- Notre Dame
- Nebraska
- Texas
- Houston

1979

- Alabama
- USC
- Oklahoma
- Ohio State
- Houston
- Florida State
- Pittsburgh
- Arkansas
- Nebraska
- Purdue

1980

- Georgia
- Pittsburgh
- Oklahoma
- Michigan
- Florida State
- Alabama
- Nebraska
- Penn State
- Notre Dame
- North Carolina

1981

- Clemson
- Texas
- Penn State
- Pittsburgh
- SMU
- Georgia
- Alabama
- Miami (Fla.)
- North Carolina
- Washington

1982

- Penn State
- SMU
- Nebraska
- Georgia
- UCLA
- Arizona State
- Washington
- Clemson
- Arkansas
- Pittsburgh
- LSU

1983

- Miami (Fla.)
- Nebraska
- Auburn
- Georgia
- Texas
- Florida
- Brigham Young
- Michigan
- Ohio State
- Illinois

1984

- Brigham Young
- Washington
- Florida
- Nebraska
- Boston College
- Oklahoma
- Oklahoma State
- SMU
- UCLA
- USC

1985

- Oklahoma
- Michigan
- Penn State
- Tennessee
- Florida
- Texas A&M
- UCLA
- Air Force
- Miami (Fla.)
- Iowa
- LSU

1986

- Penn State
- Miami (Fla.)
- Oklahoma
- Arizona State
- Nebraska
- Auburn
- Ohio State
- Michigan
- Alabama
- LSU

1987

- Miami (Fla.)
- Florida State
- Oklahoma
- Syracuse
- LSU
- Nebraska
- Auburn
- Michigan State
- UCLA
- Texas A&M

1988

- Notre Dame
- Miami
- Florida State
- Michigan
- West Virginia
- UCLA
- USC
- Auburn
- Clemson
- Nebraska
- LSU

1989

- Miami
- Notre Dame
- Florida State
- Colorado
- Tennessee
- Auburn
- Michigan
- USC
- Alabama
- Illinois

1990

- Colorado
- Georgia Tech
- Miami (Fla.)
- Florida State
- Washington
- Notre Dame
- Michigan
- Tennessee
- Clemson
- Houston

1991

- Miami (Fla.)
- Washington
- Penn State
- Florida State
- Alabama
- Michigan
- Florida
- California
- East Carolina
- Iowa

1992

- Alabama
- Florida State
- Miami, Fla.
- Notre Dame
- Michigan
- Syracuse
- Texas A&M
- Georgia
- Stanford
- Florida

1993

- Florida State
- Notre Dame
- Nebraska
- Auburn
- Florida
- Wisconsin
- West Virginia
- Penn State
- Texas A&M
- Arizona

1994

- Nebraska
- Penn State
- Colorado
- Florida State
- Alabama
- Miami (Fla.)
- Florida
- Texas A&M
- Auburn
- Utah

1995

- Nebraska
- Florida
- Tennessee
- Florida State
- Colorado
- Ohio State
- Kansas State
- Northwestern
- Kansas
- Virginia Tech

1996

- Florida
- Ohio State
- Florida State
- Arizona State
- Brigham Young
- Nebraska
- Penn State
- Colorado
- Tennessee
- North Carolina
- LSU

1997

- Michigan
- Nebraska
- Florida State
- Florida
- UCLA
- North Carolina
- Tennessee
- Kansas State
- Washington State
- Georgia
- LSU

1998

- Tennessee
- Ohio State
- Florida State
- Arizona
- Florida
- Wisconsin
- Tulane
- UCLA
- Georgia Tech
- Kansas State

1999

- Florida State
- Virginia Tech
- Nebraska
- Wisconsin
- Michigan
- Kansas State
- Michigan State
- Alabama
- Tennessee
- Marshall

2000

- Oklahoma
- Miami (Fla.)
- Washington
- Oregon State
- Florida State
- Virginia Tech
- Oregon
- Nebraska
- Kansas State
- Florida
- LSU

2001

- Miami (Fla.)
- Oregon
- Florida
- Tennessee
- Texas
- Oklahoma
- LSU
- Nebraska
- Colorado
- Washington State

UNITED PRESS INTERNATIONAL (UPI)

LSU's ranking in Final UPI Polls:

- | | |
|------|--------|
| 1958 | No. 1 |
| 1959 | No. 3 |
| 1961 | No. 3 |
| 1962 | No. 8 |
| 1964 | No. 7 |
| 1965 | No. 14 |
| 1969 | No. 7 |
| 1970 | No. 6 |
| 1971 | No. 10 |
| 1972 | No. 10 |
| 1973 | No. 14 |
| 1982 | No. 11 |
| 1984 | No. 16 |
| 1985 | No. 20 |
| 1986 | No. 11 |
| 1987 | No. 5 |



ESPN/USA TODAY COACHES POLL

1992

- Alabama
- Florida State
- Miami, Fla.
- Notre Dame
- Michigan
- Texas A&M
- Syracuse
- Georgia
- Stanford
- Washington

1993

- Florida State
- Notre Dame
- Nebraska
- Florida
- Wisconsin
- West Virginia
- Penn State
- Texas A&M
- Arizona
- Ohio State

1994

- Nebraska
- Penn State
- Colorado
- Alabama
- Florida State
- Miami (Fla.)
- Florida
- Utah
- Ohio State
- Brigham Young

1995

- Nebraska
- Tennessee
- Florida
- Colorado
- Florida State
- Kansas State
- Northwestern
- Ohio State
- Virginia Tech
- Kansas
- LSU

1996

- Florida
- Ohio State
- Florida State
- Arizona State
- Brigham Young
- Nebraska
- Penn State
- Colorado
- Tennessee
- North Carolina
- LSU

1997

- Nebraska
- Michigan
- Florida State
- North Carolina
- UCLA
- Florida
- Kansas State
- Tennessee
- Washington State
- Georgia
- LSU

1998

- Tennessee
- Ohio State
- Florida State
- Arizona
- Wisconsin
- Florida
- Tulane
- UCLA
- Kansas State
- Air Force

1999

- Florida State
- Virginia Tech
- Nebraska
- Alabama
- Tennessee
- Kansas State
- Wisconsin
- Michigan
- Michigan State
- Florida

2000

- Oklahoma
- Miami (Fla.)
- Washington
- Florida State
- Oregon State
- Virginia Tech
- Nebraska
- Kansas State
- Oregon
- Michigan

2001

- Miami (Fla.)
- Oregon
- Florida
- Tennessee
- Texas
- Oklahoma
- Nebraska
- LSU
- Colorado
- Maryland