



# GEORGIA BULLDOG FOOTBALL 2003 SEC Championship Game

#5 Georgia Bulldogs (10-2, 6-2 SEC) vs. #3 LSU Tigers (11-1, 7-1 SEC)

## 2003 Georgia Schedule

National Rankings: #5 (AP), #5 (Coaches)

Aug. 30	@ Clemson (ABC)	W, 30-0	1-0
Sept. 6	Middle Tenn. State	W, 29-10	2-0
Sept. 13	#25 S. Carolina (CBS)	W, 31-7	3-0 (1-0)
Sept. 20	@ #11 LSU (CBS)	L, 17-10	3-1 (1-1)
Oct. 4	Alabama (CBS)	W, 37-23	4-1 (2-1)
Oct. 11	@ #13 Tennessee (espn2)	W, 41-14	5-1 (3-1)
Oct. 18	@ Vanderbilt	W, 27-8	6-1 (4-1)
Oct. 25	UAB	W, 16-13	7-1
Nov. 1	%#23 Florida (CBS)	L, 16-13	7-2 (4-2)
Nov. 15	Auburn (CBS)	W, 26-7	8-2 (5-2)
Nov. 22	Kentucky (JP)	W, 30-10	9-2 (6-2)
Nov. 29	@ Georgia Tech (ABC)	W, 34-17	10-2
\$Dec. 6	#3 LSU (CBS)	8 pm	

%Jacksonville, Fla.; \$SEC Championship, Atlanta, Ga.

## Georgia Quick Facts

Website: [www.georgiadogs.com](http://www.georgiadogs.com)

Location: Athens; Colors: Red & Black

Nickname: Bulldogs; Enrollment: 32,400

Conference: SEC

Home Field: Sanford Stadium (92,058)

Athletic Director: Vince Dooley

Head Coach: Mark Richt (Miami, Fla. ('82))

Record at School (Years/Win%): 31-7 (3rd/.816)

Overall Record (Years/Win%): 31-7 (3rd/.816)

2003 Team Record/SEC: 10-2 (6-2)

## LSU Quick Facts

Website: [www.lsusports.net](http://www.lsusports.net)

Location: Baton Rouge, La.

Colors: Purple & Gold

Nickname: Tigers; Enrollment: 31,582

Conference: SEC

Home Field: Tiger Stadium (91,600)

Athletic Director: Skip Bertman

Head Coach: Lou Saban (Kent State ('73))

Record at School (Years/Win%): 37-13 (4th/.740)

Overall Rec. (Years/Win%): 79-39-1 (10th/.669)

2003 Team Record/SEC: 11-1 (7-1)

### 2003 Tigers Schedule

National Rankings: #3 (AP), #3 (Coaches)

Aug. 30	UL-Monroe	W, 49-7	1-0
Sept. 6	@ Arizona (TBS)	W, 59-13	2-0
Sept. 13	Western Illinois	W, 35-7	3-0
Sept. 20	#7 Georgia (CBS)	W, 17-10	4-0 (1-0)
Sept. 27	@ Miss. State	W, 41-6	5-0 (2-0)
Oct. 11	Florida	L, 19-7	5-1 (2-1)
Oct. 18	@ South Carolina	W, 33-7	6-1 (3-1)
Oct. 25	#17 Auburn (ESPN)	W, 31-7	7-1 (4-1)
Nov. 1	La. Tech	W, 49-10	8-1
Nov. 15	@ Alabama	W, 27-3	9-1 (5-1)
Nov. 22	@ #15 Ole Miss	W, 17-14	10-1 (6-1)
Nov. 28	Arkansas (CBS)	W, 55-24	11-1 (7-1)
\$Dec. 6	#5 Georgia (CBS)	8 pm	

\$SEC Championship, Atlanta, Ga.

## Did You Know?

Georgia's record on artificial turf is 33-19-3. The Bulldogs are 4-6 in domed stadiums including 2-1 in the Georgia Dome. The Bulldogs won the 2002 SEC Championship game at the Georgia Dome and have gone 1-1 in two Peach Bowl appearances there. In 1995, Virginia defeated the Bulldogs 34-27 while in 1998, the Bulldogs rallied back to defeat the Cavaliers 35-34 after trailing 21-0.

Date: Dec. 6, 8 pm ET; Site: Atlanta, Ga.; Stadium: Georgia Dome (71,500)

Radio: Georgia Radio Network (WNGC-FM 106.1 Athens, 750 AM Atlanta) Larry Munson, Scott Howard, Lorán Smith, Neil Williamson

National Television: CBS (Verne Lundquist, Todd Blackledge, Jill Arrington)

National Radio: Westwood One (Fran Curci, John Tautges); SEC Radio (Dave Neal, Jeff Van Note, Dave Baker)

TV Replay: CSS-TV Tuesdays at 7 p.m. (Athens-Charter Ch. 32, Atlanta, Comcast Ch. 45)

## Georgia-LSU Storylines

\*Georgia aims for its second straight SEC title and first back-to-back conference crowns since a glorious three-year run from 1980-82 when the Bulldogs went 33-3 overall including 18-0 in the SEC. LSU returns to the championship game after winning it in 2001. This year's title tilt features the last two SEC Championship game MVPs in quarterbacks David Greene and Matt Mauck.

\*LSU and Georgia's Scoring Defenses rank 1-2 nationally. The Tigers have allowed 10.6 points a game while the Bulldogs have allowed 11.8 points a game. Bulldog opponents have scored 142 points this season with nine of those coming on miscues by the Georgia offense (INT return for a TD by Alabama, Vandy safety). The Bulldogs lead the SEC in "Red Zone" Defense, allowing just 5 TDs and 6 FGs in 22 trips and forcing 6 turnovers. LSU leads the SEC in Scoring Offense at 35.0 points a game while Georgia is 7th at 27.0. Georgia ranks 4th nationally in Total Defense (261.9 yds/game) and is 1st in the SEC and 8th nationally in Pass Defense (171.8 yds/game). They are 2nd in the SEC and 8th nationally in Rushing Defense (90.1 yds/game). All this, and the defense has lost four starters to season-ending injuries.

\*Top Three Opponent: At number three in this week's national polls, the Tigers will be the highest ranked team the Bulldogs have faced since Nov. 2, 1996 when top-ranked Florida defeated unranked Georgia 47-7 in Jacksonville. Georgia's last win over a team nationally-ranked in the top three came in 1985 when the 17th-ranked Bulldogs upset top-ranked Florida 24-3 in Jacksonville. The Bulldogs have gone 0-3-1 against top three opponents since that victory in 1985 (#2 Ga. Tech d. Georgia 40-23 in 1990; Georgia tied #3 Auburn 23-23 in 1994; #3 Florida d. Georgia 52-17 in 1995; the previously mentioned Florida win in 1996).

\*Saturday's game will be the first time in the series it will be a top 10 matchup and only the fourth time that both teams are ranked in the AP Top 25. In 1987, #7 LSU beat #16 Georgia 26-23 in Athens while in 1998, the #12 Bulldogs edged the #6 Tigers 28-27 in Baton Rouge. Earlier this year, #11 LSU upset #7 Georgia 17-10 in Baton Rouge.

\*LSU's coaching staff features two former Bulldog captains in Will Muschamp (defensive coordinator) and Travis Jones (defensive line) while special teams coordinator/running backs coach Derek Dooley is the son of Georgia athletic director Vince Dooley. Jones and Dooley were graduate assistants on former coach Jim Donnan's staff. Also, Dooley, a 1991 Virginia alum, earned a law degree from Georgia.

## Georgia-LSU Series

LSU leads the series 13-9-1 including 0-2 in neutral site matchups. Prior to this year's 17-10 Tiger win in September, the margin of victory in the previous two meetings was one point. Then #12 Georgia posted a 28-27 win over #6 LSU in Baton Rouge in 1998 and the following year, the Bulldogs hung on for a 23-22 victory in Athens. Overall, Georgia is 6-6 in games decided by seven points or less.

LSU and Presbyterian are the only two schools that Georgia has played twice in the same season and these games came during the 1943 season. The Bulldogs went 0-2 against the Tigers (LSU won 34-27 in Baton Rouge and 27-6 in Columbus) but went 2-0 versus Presbyterian in Athens.

Current Streak: LSU won the last meeting (2003: 17-10 in Baton Rouge)

Biggest Georgia Win: 22-0 in 1948 in Baton Rouge; Biggest Loss: 47-7 in 1936 in Baton Rouge

Last Meeting: Sept. 20, 2003 in Baton Rouge, La.: #11 LSU d. #7 Georgia 17-10

What Went Right for the Bulldogs: Despite missing three key offensive starters, Georgia outgained LSU 411 to 285...Damien Gary and Reggie Brown recovered from slow starts to record seven catches apiece...Michael Cooper gained 73 yards on 18 carries...Tied the game late in the 4th quarter on a school record-tying 93-yard screen pass from David Greene to Tyson Browning...Odell Thurman forced a fumble at the UGA 18 that led to the game-tying TD...Sean Jones had an interception and blocked a field goal.

What Went Wrong for the Bulldogs: Went 1-for-3 in the Red Zone (A field goal, a missed field goal and a fumble)...Billy Bennett missed three field goals for the first time in his career...David Greene had a fumble in the Red Zone plus his first two interceptions of the season...Receivers had key drops early...The offensive line surrendered four sacks...Failed to convert a fake punt on 4th and 2 at the LSU 49...The defense allowed go-ahead TD right after Georgia tied the game at 10-all in the game's final minutes.

Bulldogs Sidelined: Georgia was missing 5 starters (RB-Tony Milton, FLK-Fred Gibson, TE-Ben Watson, ROV-Greg Blue, DE-Will Thompson) plus 3 key reserves (WR-Mario Raley, RB-Ronnie Powell, WR-Jarrett Berry). Pre-season All-American rover Kentrell Curry made a brief appearance trying to play with a leg injury but ultimately had season-ending surgery. WLB Tony Taylor started but got injured early in the first quarter and then only returned briefly in the fourth quarter. QB David Greene missed a few series in the second half as did DE David Pollack with knee injuries but both returned.

## 2002 SEC Championship Game Review

**SCORE:** #4 Georgia d. #22 Arkansas 30-3  
**MVP:** David Greene (17-for-29, 237 yds, 1 TD)  
**BULLDOG HIGHLIGHTS:**

The Bulldogs claimed their 11th SEC title in school history and their first since 1982. Georgia tied a school record for wins in a season with its 12th, matching the 1980 national championship squad that went 12-0.

Senior Terrence Edwards became the SEC's all-time reception yardage leader with 3,033, breaking the old mark of 3,001 by LSU's Josh Reed.

**Billy Bennett** set the SEC record for Most Points Kicking in a Season with 116, tallying 11 in the victory over the Razorbacks.

**David Pollack** tied the school record for Sacks in a season, getting his 13th.

Senior Kevin Breedlove made his 46th career start, which tied the school record for most career starts by a non-kicker.

### GAME RECAP:

Georgia captured its first SEC title in 20 years with a decisive 30-3 win over Arkansas before 74,385

fans in the Georgia Dome and a CBS national television audience comprising thousands more. Georgia held the conference rushing leaders and their option-driven offense to just 65 total rushing yards and 139 yards of total offense. Georgia entered the game with the 10th best Scoring Defense in the country, allowing just 16.3 points per game.

The Bulldogs jumped ahead early, building a 17-0 advantage by the end of the first quarter. **Decory Bryant** set the tone early, blocking Arkansas' first punt. **Thomas Davis** recovered it at the Razorback two. One play later, Musa Smith plunged in for a touchdown. Smith added a 17-yard touchdown run later in the first period and **Billy Bennett** booted three field goals for a 23-0 half-time edge.

The Razorbacks avoided a shutout with a 27-yard field goal with 52 seconds left in the third quarter. Georgia tight end **Ben Watson** capped the scoring with a 20-yard reception from eventual MVP **David Greene** with 12:08 left in the fourth quarter.

### Coach Mark Richt after the game:

"I'm very thankful for how well we started the game. We got the block and set the tone for the game, and we continued to play well. I'm just proud of them and humbled to be here."

## No Place Like Dome

Georgia is 4-6 in games in domed stadiums.

**Nov. 4, 1967**

Houston d. #5 Georgia 15-14 (Astrodome)

**Jan. 1, 1977: Sugar Bowl**

#1 Pittsburgh d. #5 Georgia 27-23 (Superdome)

**Dec. 31, 1978: Bluebonnet Bowl**

Stanford d. #11 Georgia 25-22 (Astrodome)

**\*Jan. 1, 1981: Sugar Bowl**

#1 Georgia d. #7 Notre Dame 17-10 (Superdome)

*\*Bulldogs Win National Championship*

**Jan. 1, 1982: Sugar Bowl**

#10 Pittsburgh d. #2 Georgia 24-20 (Superdome)

**Jan. 1, 1983: Sugar Bowl**

#2 Penn State d. #1 Georgia 27-23 (Superdome)

**Dec. 30, 1995: Peach Bowl**

#18 Virginia d. Georgia 34-27 (Ga. Dome)

**Dec. 31, 1998: Peach Bowl**

#19 Georgia d. #12 Virginia 35-33 (Ga. Dome)

**Dec. 7, 2002: SEC Championship Game**

#4 Georgia d. #22 Arkansas 30-3 (Ga. Dome)

**Jan. 1, 2003: Nokia Sugar Bowl**

#4 Georgia d. #16 Fla. State 26-13 (Superdome)

### DID YOU KNOW?

Georgia played its first indoor game in school history on Nov. 4, 1967 in Houston, Texas before a crowd of 53,356. The fifth-ranked Bulldogs left on a Thursday so they could practice twice in the Astrodome to get adjusted to the artificial turf and the lighting. The Bulldogs wore special footwear — soccer shoes with cleats that are much shorter than football shoes. Georgia took a 14-0 lead to the fourth quarter before the Cougars rallied behind the running of Paul Gipson who tallied 229 yards on the day. The Cougars, led by Hall of Fame coach Bill Yeoman and his innovative veer offense, collected 405 yards that day. However, they had seven fumbles (lost five) and threw two interceptions that kept them off the scoreboard until the final period.

## 2003 STAT LEADERS

### #5 GEORGIA (10-2, 6-2 SEC)

#### Rushing

Michael Cooper: 145 for 658 yards, 6 TDs

Kregg Lumpkin: 78 for 379 yards, 5 TDs

#### Passing

David Greene: 220x360, 2,781 yds., 9 TDs, 8 INTs,

#### Receiving

Reggie Brown: 42 for 508 yards, 2 TDs

Damien Gary: 40 for 439 yards, 1 TD

#### Punting

Gordon Ely-Kelso: 54 punts, 38.4 avg., LG59

#### Kicking

Billy Bennett: 114 Pts: 27x34 FGs, LG 52, 33x34 PATs

#### Tackles

Thomas Davis: 119 tackles (75s, 44a)

Sean Jones: 102 tackles (66s, 36a)

#### Sacks

Thomas Davis: 4.5 for -38; Odell Thurman: 4.5 for -23;

David Pollack: 3.5 for -26

#### Interceptions

Sean Jones: 5 for 42 yards, 0 TD;

Odell Thurman: 2 for 125 yards, 1 TD

### #3 LSU (11-1, 7-1 SEC)

#### Rushing

Justin Vincent: 120 for 683 yards, 7 TDs

Joseph Addai: 104 for 461 yards, 2 TDs

#### Passing

Matt Mauck: 202x314, 2,550 yds., 27 TDs, 11 INTs

#### Receiving

Michael Clayton: 69 for 960 yards, 9 TDs

Devry Henderson: 47 for 790 yards, 11 TDs

#### Punting

Donnie Jones: 52 punts, 42.9 avg., LG67

#### Kicking

Ryan Gaudet: 46 Pts: 5x10 FGs, LG47, 31x33 PATs

#### Tackles

TBA

TBA

#### Sacks

TBA

TBA

#### Interceptions

Corey Webster: 6 for 42 yards

## INSIDE THE NUMBERS

### Projected Starters

Georgia	Pos.	LSU
6-4, 294	OL/TE	6-5, 290
5-11, 200	RB/QB/WR	6-0, 211
6-2, 292	DL	6-4, 293
6-2, 228	LB	6-3, 233
6-0, 198	DB	6-1, 191

Georgia	Offense By Class	LSU (12 listed)
2	Sr.	4
2	Jr.	3
4	So.	3
3	Fr.	2

Georgia	Defense By Class	LSU
2	Sr.	3
4	Jr.	5
5	So.	2
0	Fr.	1

## Georgia in the Top 25 Polls in 2003

At 10-2, Georgia is now #5 in both polls. Georgia's preseason ranking of #9 was its best in the USA TODAY/ESPN poll since USA TODAY began administering the coaches poll in 1991. In 2002, the Bulldogs made their best pre-season debut in the AP top 25 since 1982 when they checked in at #8 and were #11 in the Coaches. Georgia finished last year at #3 in all three major polls after going 13-1.

	Aug.	PRE.	1	7	14	21	28	5	12	19	26	2	9	16	23	30	7	FINAL
AP	11	8	8	7	12	11	8	4	4	4	9	7	6	5	5			
COACHES	9	8	8	7	12	12	10	5	5	4	9	6	6	5	5			
FWAA	10	NP	NP	NP	NP	NP	NP	4	5	4	9	7	6	5	5			

AP=ASSOCIATED PRESS; COACHES=USA TODAY/ESPN; FWAA=GRANTLAND RICE SUPER 16 POLL (FOOTBALL WRITERS ASSOCIATION OF AMERICA); NP=NO POLL

# DEPTH CHART AS OF Nov. 30

## Georgia Offense

Pos.	No.	Name	Ht.	Wt.	Cl.
SE	1	Reggie Brown	6-1	195	Jr.
	25	Michael Johnson	6-3	230	Sr.
	80	Mario Raley	6-0	175	So.
ST	72	Daniel Inman	6-7	321	RFr.
	66	Dennis Roland	6-9	317	RSo.
	79	Ken Shackelford	6-5	306	Fr.
SG	60	Josh Brock	6-3	284	So.
	52	Ryan Schnetzer	6-3	300	RSo.
C	70	Nick Jones	6-3	272	Fr.
	50	Russ Tanner	6-4	290	RSo.
TG	50	Russ Tanner	6-4	290	RSo.
	75	Fernando Velasco	6-4	325	Fr.
	73	Bartley Miller	6-4	301	So.
TT	74	Max Jean-Gilles	6-4	340	So.
	66	Dennis Roland	6-9	317	RSo.
TE	89	Ben Watson	6-3	255	Sr.
	84	Robert Brannon	6-4	242	Sr.
	87	Martrez Milner	6-4	249	So.
	81	Leonard Pope	6-7	250	Fr.
QB	14	David Greene	6-3	230	Jr.
	13	Joe Tereshinski	6-3	217	RFr.
FB	41	Jeremy Thomas	5-11	238	Jr.
	36	Des Williams	6-1	245	Fr.
	37	Jamario Smith	5-10	210	So.
TB	5	Michael Cooper	5-11	215	RFr.
	31	Tyson Browning	5-8	167	So.
	28	Kregg Lumpkin	6-1	211	Fr.
FLK	82	Fred Gibson	6-4	196	Jr.
	18	Damien Gary	5-10	182	Sr.
	16	Bryan McClendon	5-11	172	So.

## Georgia Defense

Pos.	No.	Name	Ht.	Wt.	Cl.
DE	90	Robert Geathers	6-3	270	Jr.
	94	Quentin Moses	6-5	249	RFr.
DT	92	Gerald Anderson	6-2	318	RSo.
	51	Ray Gant	6-2	268	RFr.
	97	Kedric Golston	6-4	300	So.
NT	96	Ken Veal	6-1	305	Sr.
	98	Darius Swain	6-2	325	So.
DE	47	David Pollack	6-3	276	Jr.
	44	Marcus Jackson	6-2	261	RFr.
Sam	46	Arnold Harrison	6-3	225	Jr.
	42	Danny Verdun Wheeler	6-2	235	Fr.
Mike	33	Odell Thurman	6-1	230	So.
	53	Derrick White	6-2	233	RSo.
Will	43	Tony Taylor	6-1	225	So.
	53	Derrick White	6-2	233	RSo.
SC	7	Bruce Thornton	5-11	200	Sr.
	15	Kenny Bailey	5-11	192	Sr.
FS	10	Thomas Davis	6-1	220	RSo.
	17	Greg Blue	6-2	200	RSo.
	39	Olaolu Sanni-Osomo	6-1	211	RFr.
ROV	6	Sean Jones	6-2	209	Jr.
	17	Greg Blue	6-2	200	RSo.
	11	Tra Battle	5-11	170	Fr.
WC	23	Tim Jennings	5-8	164	So.
	26	Mike Gilliam	5-7	180	RSo.
	2	DeMario Minter	6-0	185	So.

## Georgia Special Teams

Pos.	No.	Name	Ht.	Wt.	Cl.
PK	30	Billy Bennett	5-8	170	Sr.
	93	Andy Bailey	6-2	214	Fr.
H	49	Lee Jackson	5-9	179	RSo.
P	95	Gordon Ely-Kelso	6-2	227	RFr.
	93	Andy Bailey	6-2	214	Fr.
PR	18	Damien Gary	5-10	182	Sr.
	6	Sean Jones	6-2	209	Jr.
KOR	31	Tyson Browning	5-8	167	So.
	28	Kregg Lumpkin	6-1	211	Fr.
SN	59	Brian Jordan	6-1	222	RSo.

## LSU Offense

(\*12 listed)

Pos.	No.	Name	Ht.	Wt.	Cl.
X	9	Devery Henderson	6-0	189	Sr.
	5	Skyler Green	5-9	190	So.
	85	Craig Davis	6-2	190	Fr.
LT	76	Andrew Whitworth	6-7	325	So.
	64	Rudy Niswanger	6-5	294	So.
LG	64	Rudy Niswanger	6-5	294	So.
	68	Terrell McGill	6-4	325	So.
C	55	Ben Wilkerson	6-4	296	Jr.
	64	Rudy Niswanger	6-5	294	So.
RG	72	Stephen Peterman	6-4	321	Sr.
	62	Brandon Hurley	6-2	268	So.
RT	60	Rodney Reed	6-4	287	Sr.
	75	Brian Johnson	6-4	307	RFr.
Y	47	Eric Edwards	6-5	244	Sr.
	88	Demetri Robinson	6-3	251	Jr.
T	82	David Jones	6-4	259	So.
	89	Keith Zinger	6-4	255	Fr.
Z	14	Michael Clayton	6-4	200	Jr.
	17	Bennie Brazell	6-1	166	So.
	81	Dwayne Bowe	6-3	202	Fr.
QB	18	Matt Mauck	6-2	213	Jr.
	12	Marcus Randall	6-2	223	Jr.
	15	Matt Flynn OR	6-2	224	Fr.
	4	JaMarcus Russell	6-5	236	Fr.
RB	25	Justin Vincent	5-10	208	Fr.
	10	Joseph Addai OR	6-0	205	So.
	2	Shyrone Carey OR	5-6	198	Jr.
	22	Alley Broussard	6-0	235	Fr.
	32	Barrington Edwards	6-0	213	Fr.
FB	44	Kevin Steltz	5-9	243	RFr.
	40	Shawn Jordan	5-11	242	Fr.

## LSU Defense

Pos.	No.	Name	Ht.	Wt.	Cl.
LE	84	Marcus Spears	6-4	297	Jr.
	90	Melvin Oliver	6-3	269	So.
LT	95	Kyle Williams	6-3	288	So.
	92	Bryce Wyatt	6-4	273	Sr.
RT	93	Chad Lavalais	6-3	292	Sr.
	98	Torran Williams	6-2	297	Sr.
RE	94	Marquise Hill	6-7	295	Jr.
	48	Kirston Pittman	6-3	238	Fr.
Sam	27	Eric Alexander	6-3	223	Sr.
	57	Dave Peterson	6-3	247	Sr.
Mike	58	Lionel Turner	6-2	257	Jr.
	99	Jason LeDoux	6-3	228	Sr.
Will	46	Cameron Vaughn	6-4	220	So.
	7	Adrian Mayes	6-1	213	Sr.
LCB	13	Corey Webster	6-0	201	Jr.
	24	Keron Gordon OR	6-1	188	RFr.
	37	Daniel Francis	5-11	179	Fr.
SS	8	Jack Hunt	6-1	197	Sr.
	31	Jessie Daniels	5-11	195	Fr.
FS	30	LaRon Landry	6-2	180	Fr.
	21	Randall Gay	5-11	178	Sr.
RCB	29	Travis Daniels	6-1	187	Jr.
	1	Ronnie Prude	5-11	176	Jr.

## LSU Special Teams

Pos.	No.	Name	Ht.	Wt.	Cl.
PR	5	Skyler Green	5-9	190	So.
	2	Shyrone Carey	5-6	198	Jr.
KOR	9	Devery Henderson	6-0	189	Sr.
	5	Skyler Green	5-9	190	So.
	17	Bennie Brazell	6-1	166	So.
PK	41	Chris Jackson	5-11	179	Fr.
	39	Ryan Gaudet	5-6	155	RFr.
P	80	Donnie Jones	6-3	222	Sr.
	41	Chris Jackson	5-11	179	Fr.
SN	86	Steve Damon (Punts)	5-10	221	So.
	70	Gant Petty (FG/PAT)	6-0	208	RFr.
HLD	87	Blain Bech	6-1	179	Sr.
	14	Michael Clayton	6-4	200	Jr.
	18	Matt Mauck	6-2	213	Jr.

## A Look At the Bulldog QBs Greene Leads Georgia Back To The Dome

A 6-3, 230-pound Junior native of Snellville, Ga.

\*31-7 Career Record as starter including 12-1 on an opponent's home field, winning @ #6 Tennessee, #21 Ga. Tech, Ole Miss, Vanderbilt in 2001; @ #22 Alabama, #24 Auburn, S. Carolina and UK in 2002; @ Clemson, #13 Tennessee, Vandy and Ga. Tech in 2003;

\*Named to the 2003 AFCA National Good Works Team for Division I-A (1 of 11 student-athletes nationally) for dedication and commitment to community service. Becomes 8th honoree for the Bulldogs since the team selections began in 1992, which ranks 1st in the SEC and 2nd nationally (Nebraska has had 9).

\*Five 4th Quarter Comebacks in his Career (Clemson, @#22 Alabama, @#24 Auburn in 2002; @#6 Tennessee, Kentucky in 2001);

\*76-for-105 (.723) on 3rd Down Passing Attempts this season resulting in 51 First Downs; Has 2 INT on 3rd down passing attempts (1 vs. Alabama and returned for a TD); (1 vs. UAB, did not result in any points)

\*Set school mark (shares it with Eric Zeier), 2nd in SEC Record Book with 176 pass attempts without an interception (2002-03). However, it ended at #11 LSU on the 1st play of the 4th quarter and he had 3 more in his next 45 attempts including his first pass attempt against Alabama; Currently No INTs in his last 105 attempts

\*One of 15 semifinalists for the Maxwell Award (College Player of the Year) Currently 2nd in SEC in Total Offense (220.8 yds/game) and in Passing Avg./Game (231.8); 7th in Passing Efficiency at 129.8.

\*ABC-TV "Chevrolet Game MVP" in the 30-3 win over Clemson (12-17, 203, 1 TD plus 1 TD rushing)



### LATE TURNOVERS A RARITY FOR GREENE

In his 36 games as the starting QB, David Greene's mistakes rarely occur in the second half. Of the 34 turnovers in his career (27 INTs, 7 Fumbles), only 11 have come in the 2nd half and those 11 have been turned into just 21 points. He has had 8 turnovers in the fourth quarter (6 INTs, 2 Fumbles) with Georgia losing twice (The 2001 Music City Bowl vs. Boston College and in 2003 at #11 LSU). A Greene fumble led to a TD as BC posted a 20-16 win. The two interceptions against LSU did not result in any points and the final one ended a comeback bid at the LSU 22.

Against Alabama last season, an interception return for a TD with 8:24 left gave the Tide a brief 25-24 advantage. Greene would rally the Bulldogs and Billy Bennett's 32-yard FG with 38 seconds left proved to be the difference.

### Joe Tereshinski III

A 6-3, 217-pound redshirt freshman from Athens, Ga.

\*2003 Season

\*Played in 10 games this year, but not all at quarterback, yet to attempt a pass  
\*Signal-caller on Georgia's punt coverage team for the first six games before being elevated to #2 QB with the season-ending injury to D.J. Shockley

\*Saw his first action in the opener against Clemson as a snapper. He made his debut as a emergency snapper on a punt in the 2nd quarter and then played quarterback in the 4th quarter. *He is believed to be the first Bulldog to snap and play quarterback in the same game since Terry Henderson of Birmingham played long snapper and one play at QB against Florida in 1968*

\*Third generation Bulldog, father Joe Jr., and his grandfather, Joe Sr., were former Georgia players and won SEC championships

\*Majoring in business and biology and plans to attend medical school

### Rollins Luckey

A 6-1, 206-pound sophomore from Atlanta, Ga.

\*Important member of Georgia scout team since his arrival last season

\*In 2002, rotated at the scout team quarterback position with Joe Tereshinski, but this year has taken over the role

\*Elevated to #3 QB with the season-ending injury to D.J. Shockley

\*Quarterbacked Westminster High School in Atlanta for three seasons, leading his team to the state playoffs each year

\*Led team to a Region Championship his senior year

\*All-Region and Honorable Mention All-State

\*High School coach: Gerry Romberg

### DAVID GREENE: Game-By-Game

2001 Opponent	Cmp-Att-Int-TD	Yds.	LG	Res.
Ark. St.	21-29-0-2	285	28	W
#21 S. Carolina	21-33-1-0	169	24	L
Arkansas	20-37-1-2	298	33	W
@#6 Tennessee	21-34-1-2	303	55	W
@Vanderbilt	19-26-0-2	305	58TD	W
Kentucky	22-36-1-3	364	68TD	W
#6Florida (Jax.)	25-42-1-0	258	40	L
#24Auburn	15-32-1-2	294	67TD	L
@Ole Miss	8-14-2-1	93	44	W
@#21 Ga.Tech	11-24-0-0	210	50	W
Houston	9-17-1-3	210	49	W
<b>2001 Totals</b>	<b>192-324-9-17</b>	<b>2,789</b>	<b>68TD</b>	
*Boston College	22-38-2-1	288	38	L
*Music City Bowl				

2002 Opponent	Cmp-Att-Int-TD	Yds.	LG	Res.
Clemson	12-21-1-1	67	15	W
@S. Carolina	11-19-0-0	169	52	W
NW State	26-43-1-4	346	46	W
New Mex. St.	19-34-1-2	207	27	W
@#22 Alabama	15-27-2-2	224	42TD	W
#10 Tennessee	22-37-1-1	232	23	W
Vanderbilt	20-23-0-2	319	65TD	W
@ Kentucky	16-32-0-4	251	41TD	W
#22 Florida (Jax)	11-29-0-1	141	31	L
Ole Miss	12-22-1-2	206	53	W
@ #24 Auburn	18-35-1-1	232	41	W
Ga. Tech	10-14-0-1	205	49TD	W
#\$22 Ark. (Atl.)	17-29-0-1	237	44	W
*#16 Fla. State	9-14-0-0	88	34	W
<b>2002 Totals</b>	<b>218-379-8-22</b>	<b>2,924</b>	<b>65TD</b>	
*\$SEC Championship; *Nokia Sugar Bowl				

2003 Opponent	Cmp-Att-Int-TD	Yds.	LG	Res.
@ Clemson	12-17-0-1	203	56TD	W
MTSU	21-28-0-0	267	28	W
#25 USC	16-27-0-2	208	36	W
@ #11 LSU	20-44-2-1	314	93TD	L
Alabama	21-38-2-1	252	41	W
@ #13 Tenn.	22-27-0-1	228	20	W
@ Vanderbilt	19-30-1-0	208	37	W
UAB	20-33-2-1	221	26	W
#23 Florida (Jax.)	18-32-1-0	188	24	L
Auburn	11-24-0-1	168	24	W
Kentucky	24-38-0-0	289	41	W
@ Ga. Tech	16-22-0-1	235	46	W
#3 LSU (Atl.)				
<b>2003 Totals</b>	<b>220-360-8-9</b>	<b>2781</b>	<b>93TD</b>	

**Career Totals: 630-1063-25-48 8,494 93TD**

### Career-Highs

Attempts	Completions	Yards
44 (LSU'03)	26 (NWS'02)	364 (UK'01)
TDs	LG	INTs
4 (UK/NWS'02)	93TD (LSU'03)	2 (5 times)

### DID YOU KNOW?

David Greene already ranks second in several Bulldog Career Marks, trailing only Eric Zeier.

### Bulldog Career Record Book

TD Passes	Passing Yards
1. 67 Eric Zeier (1991-94)	1. 11,153 Eric Zeier (1991-94)
<b>2. 48 David Greene (2001-)</b>	<b>2. 8,494 David Greene (2001-)</b>

Pass Attempts	Total Offense
1. 1,402 Eric Zeier (1991-94)	1. 10,841 Eric Zeier (1991-94)
<b>2. 1,063 David Greene (2001-)</b>	<b>2. 8,351 David Greene (2001-)</b>

Pass Completions
1. 838 Eric Zeier (1991-94)
<b>2. 630 David Greene (2001-)</b>

## Pollack Named Lombardi Award Finalist

\***All-American David Pollack**, a 6-3, 276-pound junior native of Snellville, Ga., is one of four finalists for the Lombardi Award, which goes to the nation's top lineman/linebacker. The other finalists are OL Shawn Andrews (Arkansas), DE David Ball (UCLA) and DE Tommie Harris (Oklahoma)

\*One of 6 finalists and only SEC player up for the Ted Hendricks Defensive End of the Year award.

\*Fought more double teams this year but is still making an impact

\*Just 3.5 sacks but leads the team with 28 QB-Pressures.

\*Ranks 4th on the team with 77 tackles. He has 2 INTs and 9 PBU's.

\*Against Clemson, 4th quarter INT all but ended the contest

\*Had 7 QB-Pressures against Alabama.

\*Against #13 Tennessee (2 sacks, 8 tackles (3 for a loss), 2 QB-Hurries, 2 Pass Deflections one of which led to a Bulldog interception, and UT tackle Michael Munoz was penalized twice for holding him which negated a 59-yard TD pass and a 20-yard pass.

The vaunted line is missing several components from a year ago. *Johnathan Sullivan* is gone from the middle after the junior was the sixth player taken in the NFL draft (New Orleans). Junior DE **Will Thompson** was lost for the year after a dislocated ankle during fall camp. **Kedric Golston** was lost with a broken shoulder blade before the Vanderbilt game but could return against #3 LSU.

Junior **Robert Geathers**, who began last season as a starter at DE, has stepped in for Thompson and played well. He got his first career interception in the win over UT. Also, RS-freshman **Quentin Moses** and sophomore **Gerald Anderson** have done well. Anderson made his first start vs. #13 Tennessee and had 4 tackles and forced a fumble. He leads the team with three forced fumbles. Anderson was the latest lineman to go down, injuring a knee early in the second half against #23 Florida and missed the rest of that game. He returned against Auburn and set a career-high with eight tackles in the win over Kentucky.

## Hard-Hitting Davis and Jones Headline Secondary

Sophomore safety **Thomas Davis** had his 8th game of the year with double-digit tackles when he had 11 in the win over Kentucky. While junior rover **Sean Jones** missed the AU and UK games due to a shoulder injury, Davis and Jones are having a splendid season as the team's leading tacklers. The duo finished with a career-high 14 tackles each in the win over Vanderbilt. Jones returned with a team-high 11 stops versus Tech.

**Thomas Davis:** One of the biggest hitters in the SEC and rising stars with a team-leading 119 stops (75 solo, 44 assist), 4.5 sacks for the season; Also one blocked field goal (vs. UK), 1 INT (vs. GT)



\*ABC Player of the Game vs. Ga. Tech: 8 Solo Tackles, 34-yard INT return;

\*CBS Player of the Game versus Alabama: Scored a TD off a blocked punt by Jarrett Berry, plus 2 sacks, 7 tackles and recovered a fumble.

\*Against #11 LSU, Team-high 13 stops

\*Against Clemson, A then career-high 11 tackles and earned SEC Defensive Player of the Week honors.

**Sean Jones:** One of the top defenders, 2nd on the team with 102 stops

\*Team best 5 interceptions which ranks 3rd in the SEC

\*Team-high 11 tackles in win over Ga. Tech

\*Blocked a field goal at #11 LSU and at Vanderbilt;

\*Game-breaking 92-yard fumble return for a TD at #13 Tennessee.

\*SEC Special Teams Player of the Week honors against Vanderbilt.

\*Snagged two interceptions and registered 11 tackles vs. #25 USC.

Jones, Davis along with senior **Bruce Thornton** have combined to anchor a secondary that has lost two players to season-ending injuries. After seeing his first action of the year at #11 LSU, senior **Kentrell Curry**, a preseason All-SEC Rover, now will miss the remainder of the year due to a leg injury. His replacement, sophomore **Greg Blue**, injured the posterior cruciate ligament in his right knee during fall camp and saw his first action of the year against Alabama. Therefore Davis, who was projected to start at OLB, was moved back to safety. Senior starting CB **Decory Bryant** is the latest defender to be lost to a season-ending neck injury in the UAB game on Oct. 25. Blue made his first career start for the injured Jones against Auburn and had a career-high 10 tackles including seven solo stops with a few punishing hits.

## Thurman Flying Around the Football

Sophomore **Odell Thurman**, a junior college transfer from Ga. Military College, now ranks 3rd on the team in tackles with 100 and tied for first in sacks with 4.5 for -23 yards. Each week brings a new highlight.

\*Five of last 6 games with double-digit tackles including 11 vs. Florida, 14 plus 2 sacks vs. Auburn and 11 versus Ga. Tech plus a forced fumble and a sack.

\*CBS Player of the Game and SEC Defensive Player of the Week in win over Auburn: Career-high 14 tackles including 4 for a loss, 2 Sacks and a 99-yard INT return for a TD (2nd longest in school history).

\*Got first interception in the win over Tennessee that helped set up a TD.

\*Made six stops including a bone-crunching hit that knocked Alabama QB Brodie Croyle out of the game.

\*11 tackles vs. #11 LSU, forced a fumble at the UGA 18 and the Bulldogs converted it into a game-tying TD.

\*A then career-high 13 tackles in the win over South Carolina

\*Began his career at Georgia in 2001, sat out as a partial-qualifier, went to GMC for a year and now is back. \*Has had to overcome the death of both of his parents including his father this past August.

Georgia's other young linebackers include sophomore **Derrick White**, who started for Thurman against Clemson and recorded a then career-high six stops. White started for sophomore **Tony Taylor** at WLB against Alabama and had a career-high 12 tackles including nine solo stops. True freshman **Danny Verdun Wheeler** made his first career start for the injured **Arnold Harrison** at SLB in the Alabama game. Taylor was the lone Bulldog linebacker to have a started a game prior to this season. Against MTSU, Taylor had a career-high 17 tackles. Meanwhile, freshman **Des Williams** saw action in six games before he was moved to fullback.

## Bulldog Defense: The Bite to Go With The Bark...Again

Despite losing six players to the NFL in 2001, the **Georgia defense under Brian VanGorder** played a huge role in the success of the SEC and Nokia Sugar Bowl champion Bulldogs in 2002. The defense finished third nationally with Oklahoma with 29 scoreless quarters. Kansas State and Maryland finished 1-2 with 34 and 30 scoreless quarters.

**Four more players went to the NFL last year including the starting linebacker trio, but the 2003 defense has looked equally impressive this season with 23 scoreless quarters and allowing just 142 points.** First, the Bulldogs posted a 30-0 shutout at Clemson despite missing four starters due to injury. It marked Georgia's first shutout in the Mark Richt Era and first since 2000 (New Mexico State). *Alabama is the only team to score 20 against the Bulldogs this year (Georgia won 37-23).*

### Scoreless Quarters By AP Top 10 Teams

School (Current Rank)	Qtrs.	Games
LSU (#3)	29	12
Miami, Fla. (#10)	25	12
Oklahoma (#1)	24	12
<b>Georgia (#5)</b>	<b>23</b>	<b>12</b>
Tennessee (#7)	23	12
Florida State (#9)	22	12
Michigan (#4)	22	12
Texas (#6)	21	12
Southern Cal (#2)	19	11
Ohio State (#8)	19	12

**Thru 11/29/03**

## The Right Adjustments

A weekly look at the performances by the 2003 Bulldogs and their opponents. **Georgia ranks 4th nationally in Total Defense** (only 261.9 yds/g). **Also, the Bulldog Scoring Defense ranks 2nd nationally** at only 11.8 points a game (LSU is first at 10.6). Georgia's Rushing Defense ranks 2nd in the SEC and 8th nationally (90.1 yds/g) while the Passing Defense is 1st in the league and 8th nationally (171.8 yds/g). This year's squad has set the tone in the first half, allowing just 52 points.

	Georgia Bulldogs		Opponents	
	Total Offense (Pts.)		Total Offense (Pts.)	
	1st Half	2nd Half	1st Half	2nd Half
CU	190 (13)	221 (17)	130 (0)	69 (0)
MT	255 (10)	212 (19)	107 (3)	133 (7)
#25 SC	223 (17)	155 (14)	98 (0)	252 (7)
#11 LSU	225 (3)	186 (7)	143 (7)	142 (10)
ALA	297 (37)	73 (0)	90 (10)	119 (13)
#13 UT	191 (20)	223 (21)	173 (7)	75 (7)
VU	64 (0)	279 (27)	59 (2)	159 (6)
UAB	140 (10)	197 (6)	135 (10)	63 (3)
#23 UF	151 (3)	239 (10)	99 (3)	225 (13)
AU	221 (13)	110 (13)	54 (0)	205 (7)
UK	229 (17)	213 (13)	145 (7)	67 (3)
GT	167 (20)	174 (14)	190 (3)	211 (14)
#3 LSU				
<b>TOTAL</b>	<b>2353 (163)</b>	<b>2282 (161)</b>	<b>1423 (52)</b>	<b>1720 (90)</b>



## Bulldogs Ground Attack Improving

The injury cloud hovering over the Bulldogs this year has been especially tough on the running backs as they have yet to have a player rush for 100 yards in a game. It has been a tailback by committee after sophomore **Tony Milton** was lost officially for the year with a leg injury in early October. Three different Bulldogs have started at tailback.

Redshirt freshman **Michael Cooper** (5-11, 215-pounder from Sylvania), who has started the last three games, has been the closest to reaching the century mark with 93 yards on 22 carries against Vanderbilt. He led the team versus Florida with 82 yards on 18 carries while freshman **Kregg Lumpkin** (6-1, 211-pound Parade All-American out of Lithonia) had a career-high 79 yards on only 12 carries against the Gators. Lumpkin led the group against Auburn with 70 yards on 13 carries including a 16-yard scamper for a touchdown on a third-and-goal from the 16. It gave Georgia a 19-0 advantage. Lumpkin enjoyed one of his best games in the win over Ga. Tech with 14 carries for 64 yards plus scored a touchdown rushing and his first-ever one receiving.

Cooper is ranked 5th among SEC rushing leaders (59.8 yards a game) but gained only 10 yards on 7 attempts in the Ga. Tech game due to an ankle injury. He leads the Bulldogs this season with 658 yards on 145 attempts and 6 TDs. With **Musa Smith's** early departure to the NFL, Georgia will have a different rushing leader at season's end for the sixth straight year. Last year, Smith led the Bulldogs with 1,324 yards on 260 attempts.

Lumpkin, who was sidelined for the first two games due to a hamstring, bounced back against Alabama to lead the Bulldog rushing attack with 14 carries for 55 yards and his first career TD. He filled in for Cooper who missed the game with the Crimson Tide due to a knee injury. Lumpkin gained 37 yards in the win over Tennessee including a 22-yarder for a touchdown.

Sophomore **Tyson Browning** (5-8, 169-pounder from Watkinsville) was on his way to a 100 yards against the Florida Gators before he injured a knee in the first half. At the time, the elusive scatback had nine carries for 60 yards.

A fourth option at tailback is junior **Ronnie Powell** (5-11, 216-pounds) who actually led the team in rushing against the Volunteers with 45 yards on four carries including a career-high 47-yard dash that is Georgia's longest run from scrimmage this year! He led the team with 66 yards on 10 carries and a TD, all in the 4th quarter against Kentucky. He is averaging 5.5 yards a carry this year

### DID YOU KNOW?

The last time Georgia went a whole season without a running back rushing for 100 yards in a game was 1972. During that 7-4 campaign, QB Andy Johnson had the most rushing yards in a game with 99 on 16 carries in a 28-3 win over Vanderbilt.

The last time Georgia had just one game in a season with a 100-yard rusher was in 2000. Musa Smith gained 144 yards on 22 carries in a win over Ole Miss, which was Georgia's 11th game that year.

The last 40+yard TD run by a Bulldog running back was Musa Smith against Arkansas State in 2001 (49 yards) and prior to that the last really big one came in 1998 by Robert Arnaud covering 78 yards against Kent State.

## Super-Sized Scoring Plays This Season

### DID YOU KNOW?

\*For the first time in school history, Georgia has 3 scoring plays of 90+ yards in a season. The old mark was 2 in 1952 and 1980.



\***Odell Thurman's** 99-yard interception return for a TD versus Auburn was the longest scoring play in Sanford Stadium history.

\*The **David Greene to Tyson Browning** 93-yard TD pass versus #11 LSU in Baton Rouge tied the school record for longest such play in school history.

\***Sean Jones' 92-yard fumble return** for a TD versus #13 Tennessee in Knoxville was the longest such play in school history. (Note: Fumble Returns have been allowed since 1992)

## LONGEST SCORING PLAYS IN GEORGIA HISTORY (Min. 90 yards)

Yds.	Bulldog/Play, Opponent, Year, (Site)
100	Charlie Britt INT Return vs. Florida, 1959 (Jax.)
100	Jim Campagna Punt Return vs. Vanderbilt, 1952 (A)
99	<b>Odell Thurman INT Return vs. Auburn, 2003 (H)</b>
99	Lindsay Scott KO Return vs. LSU, 1978 (A)
96	Gene Washington KO Return vs. Clemson, 1973 (H)
96	Jim Campagna KO Return vs. Auburn, 1952 (Columbus)
96	Lamar Davis KO Return vs. Tulane, 1940 (A)
95	Vassa Cate KO Return vs. S. Carolina, 1939 (H)
93	<b>David Greene-Tyson Browning Pass vs. LSU, 2003 (A)</b>
93	Greg Talley-Kevin Maxwell Pass vs. Vanderbilt, 1989 (A)
93	Tim Worley KO Return vs. Ole Miss, 1988 (H)
93	Buck Belue-Lindsay Scott Pass vs. Florida, 1980 (Jax.)
93	Bill Hartman KO Return vs. Ga. Tech, 1937 (A)
92	<b>Sean Jones Fumble Return vs. Tennessee, 2003 (A)</b>
92	Kirby Moore-Randy Wheeler Pass vs. Auburn, 1965 (A)
91	Fred Gibson KO Return vs. Clemson, 2002 (H)
91	Buck Belue-Amp Arnold Pass vs. Kentucky, 1980 (A)
90	Jake Scott Punt Return vs. Tennessee, 1968 (A)
90	Zippy Morocco Punt Return vs. Furman, 1950 (H)
90	Floyd Reid KO Return vs. Clemson, 1945 (H)
90	Frank Sinkwich-Lamar Davis Pass vs. Cincinnati, 1942 (A)

## Go-To Guy for Greene Varies This Season But Gibson Showing Flashes Again

With all the injuries to the receivers, Georgia has had 19 different players catch a pass this year. Senior **Damien Gary** is the only wideout to play in all 12 games this year, and he ranks second on the team in catches with 40 for 439 yards and 1 TD.

Junior FLK **Fred Gibson**, Georgia's top big-play receiver, has been hampered for much of the year. First, he hurt his left hamstring on a kickoff late in the win over MTSU. Then, he reinjured the hamstring after his first catch in the first quarter of the USC game. He missed the rest of that one plus LSU before returning against Alabama. Then, he bruised a knee in the 1st quarter at #13 Tennessee and missed the rest of that game plus Vandy and UAB and returned for Florida. He showed his old form against Kentucky with a season-high six catches for 99 yards including a nifty 41-yarder on an out route. Playing with a broken finger against Ga. Tech, he managed three catches for 96 yards, giving him nine for 195 yards in his last two games.



Gibson began the year with his 8th career game with 100+ yards receiving when he had 104 yards on 4 catches in the 30-3 win over Clemson. Former Bulldog Terrence Edwards (1999-2002), now with the Atlanta Falcons, holds the school record with 10.

**Reggie Brown**, a junior from Carrollton, posted his best three games of his Bulldog career with a career-high 7 catches apiece versus MTSU, USC and LSU before a hamstring left him sidelined for the Alabama game. Brown served as the special teams captain against MTSU. In the win over #25 USC, Brown's 7 catches went for 104 yards and 2 TDs, and he was named the CBS-TV MVP. It was his first 100-yard receiving game of his career. Brown had four catches for 31 yards in the win over Kentucky but none against Ga. Tech.

Georgia's other options include senior **Michael Johnson** who came on late versus Florida to record three catches for 56 yards and followed that up with a team-high 5 catches for 91 yards in the win over Auburn. Freshman **Sean Bailey**, sidelined with a hamstring injury since the week of the Alabama game, returned against UK. Sophomore receivers **Bryan McClendon** and **Mario Raley** had personal bests in their first career starts this year. Against Vandy, McClendon had a team-high 6 catches for 108 yards while Raley had 4 for 38 yards versus UAB.

### Fred Gibson's Career Receiving

Year	G/GS	Rec.	Yds	Avg.	TD
2001	10/3	33	772	23.4	6
2002	12/8	43	758	17.6	4
2003	9/9	29	512	17.7	1
<b>Total</b>	<b>31/20</b>	<b>105</b>	<b>2042</b>	<b>19.4</b>	<b>11</b>

### Bulldog Career Receiving Yard Leaders

3,093 Terrence Edwards (1999-'02) \*SEC Rec.  
2,373 Brice Hunter (1992-95)  
2,098 Lindsay Scott (1978-81)  
**2,042 Fred Gibson (2001-**

### Reggie Brown's Career Receiving

Year	G/GS	Rec.	Yds	Avg.	TD
2000	10/0	13	143	11.0	1
2001*	3/1	6	47	7.8	0
2002	14/5	23	296	12.9	2
2003	11/10	42	508	12.1	2
<b>Total</b>	<b>38/16</b>	<b>84</b>	<b>994</b>	<b>11.8</b>	<b>5</b>

\*medical redshirt after torn ACL vs. Arkansas

## A Quick Look At The Coach

**Mark Richt:** Alma Mater: Miami, (Fla.) ('82)

UGA/Overall: 31-7 (3rd season)

**Notes:** Has Georgia in the Top 5 again at 10-2...The 2002 SEC Coach of the Year led the Bulldogs to the SEC title, the first for Georgia since 1982...Set a school record with a 13-win season in 2002, capped by a Nokia Sugar Bowl victory over Fla. State...In 2001, posted best record by a first-year coach at Georgia since 1920 when Herman Stegeman went 8-0-1, Richt's Bulldogs posted an 8-4 mark...Came to UGA from Fla. State (1990-2000), serving as the offensive coordinator from 1994-2000.



## The Mark Richt Era

Year	W	L	T	Pct.	SEC Reg. Season
2001	8	4	0	.667	5-3 (T3rd/East)
2002	13	1	0	.929	7-1 (1st/Champs)
2003	10	2	0	.833	6-2 (T1st/East)
<b>Total</b>	<b>31</b>	<b>7</b>	<b>0</b>	<b>.816</b>	<b>18-6 (.750)</b>

## INSIDE THE NUMBERS UNDER RICHT

Record (SEC) .....	31-7 (18-6)
*SEC East/West/Non-Conference .....	11-4/8-2/12-1
Home/Away/Neutral .....	17-2/12-1/2-4
Day/Night .....	25-5/6-2
Score First/Opp. Scores First .....	25-5/6-2
Leading/Trailing/Tied at Half .....	24-2/5-4/2-1
Leading/Trailing/Tied after Third .....	26-2/2-5/3-0
Scoring >20 Pts./30+ Pts. ....	3-7/21-0
Allowing less than 20 Pts. ....	23-3
Allowing 20+/30+ Pts. ....	8-4/0-0
Rushing for less than 100 yds. ....	5-2
Rushing for over 100 yds. ....	26-5
Rushing for 200+ yds. ....	5-1
Passing for 300+ yds. ....	9-2
Totalling less than 300 yds. ....	6-2
400+ yds. of total offense .....	15-1
Allowing less than 100 yds. rushing ....	15-3
Allowing less than 300 yds. total off. ....	18-2
Allowing 400 + yds. total offense .....	3-2
Having 100-yd. rusher .....	12-2
Opp. have 100-yd. rusher .....	5-3
No turnovers/takeaways .....	6-0/2-2
In August/September: .....	9-2
In October: .....	11-1
In November .....	8-3
In December: .....	2-1
In January: .....	1-0

\*includes 2002 SEC Championship game win over Arkansas

## Richt to Coach The Villages Gridiron Classic College All-Star Game

Georgia coach Mark Richt will coach the South squad while Wisconsin's Barry Alvarez will lead the North team in the Gridiron Classic College All-Star game on Sat., Jan. 31, 2004 in the Villages, Fla. Kickoff is slated for noon for the ESPN televised contest. This is the sixth year for the college all-star game which has been a success in giving charitable contributions as well as offering NFL hopefuls an opportunity to display their skills in front of pro scouts.

The primary benefactors have been the Miami Project to Cure Paralysis, The Rotary Foundation and the Florida Citrus Sports Foundation. The Gridiron Classic has seen 109 alumni of its game drafted into the NFL while more than 225 players have signed NFL contracts as free agents.

## HOW 'BOUT THEM 'DOGS

### IN THE RICHT ERA

#### Georgia Ranks 4th Among Winningest Programs Since 2001

1. Miami	35-3	(.921)
2. Oklahoma	35-4	(.897)
3. Texas	32-6	(.842)
<b>T4. GEORGIA</b>	<b>31-7</b>	<b>(.816)</b>
T4. Ohio State	31-7	(.816)
T6. Marshall	30-8	(.789)
T6. Maryland	30-8	(.789)
8. Washington St.	29-8	(.784)
T9. LSU	29-9	(.763)
T9. Tennessee	29-9	(.763)
11. Michigan	28-9	(.757)

(As of Nov. 23)

### 12-1 IN AN OPPONENT'S STADIUM

#### (2-4 Neutral Sites)

Year	Opponent	Final
2001	#6 Tennessee	W, 26-24
2001	Vanderbilt	W, 30-14
2001	#6 Florida (Jacksonville)	L, 24-10
2001	Ole Miss	W, 35-15
2001	#21 Ga. Tech	W, 31-17
2001	*Boston College (Nashville)	L, 20-16
2002	South Carolina	W, 13-7
2002	#22 Alabama	W, 27-25
2002	Kentucky	W, 52-24
2002	#22 Florida (Jacksonville)	L, 20-13
2002	#24 Auburn	W, 24-21
2002	#22 Arkansas (%Atlanta)	W, 30-3
2003	#16 Fla. State (\$New Orleans)	W, 26-13
2003	Clemson	W, 30-0
2003	#11 LSU	L, 17-10
2003	#13 Tennessee	W, 41-14
2003	Vanderbilt	W, 27-8
2003	#23 Florida (Jacksonville)	L, 16-13
2003	Ga. Tech	W, 34-17

## 7 COME FROM BEHIND WINS

Year	Opponent	Deficit	4th Qtr.	Final
2001	@#6 Tennessee	24-20	17-17	26-24
2001	Kentucky	22-14	29-29	43-29
2001	#21 Ga. Tech	17-15	21-17 GA	31-17
2002	Clemson	28-21	28-21 CU	31-28
2002	@ #22 Alabama	25-24	25-24 UA	27-25
2002	@ Kentucky	24-21	42-24 GA	52-24
2002	@ #24 Auburn	21-10	21-17 AU	24-21
2003	@ Vanderbilt	2-0	10-2 GA	27-8
2003	UAB	13-10	13-13	16-13

## 6-6 IN CLOSE CALLS

### (Decided by 7 or less)

Year	Opponent	Result
2001	#21 South Carolina	L, 14-9
2001	@ #6 Tennessee	W, 26-24
2001	#24 Auburn	L, 24-17
2001	*Boston College	L, 20-16
2002	Clemson	W, 31-28
2002	@ South Carolina	W, 13-7
2002	@ #22 Alabama	W, 27-25
2002	#10 Tennessee	W, 18-13
2002	#22 Florida (Jax.)	L, 20-13
2002	@ #24 Auburn	W, 24-21
2003	@ #11 LSU	L, 17-10
2003	UAB	W, 16-13
2003	#23 Florida	L, 16-13

\*Music City Bowl, Nashville, Tenn.; %SEC Championship, Georgia Dome, Atlanta; Sugar Bowl, New Orleans, La.

## Setting The Tone on Offense and Defense

Here is a look at what the Bulldogs and their opponents have done on their opening drives of each half. The Bulldog defense has been stingy to open a game this year, forcing eight punts and allowing just one field goal and one touchdown to go with a missed field goal on an opponent's first drive.

**Alabama and Kentucky are the only teams to score on its first possession against the Bulldogs this year. Meanwhile, LSU and UAB are the only teams to score on their first possession of the 2nd half versus Georgia.**

@ <b>Clemson:</b> UGA wins toss, defers: CU-Punt, UGA-TD;	2nd Half: UGA-Downs at the 2, CU-Punt
<b>MTSU:</b> MTSU wins toss, defers: UGA-FG; MTSU-Punt;	2nd Half: MTSU-Punt; UGA-FG
<b>#25 USC:</b> USC wins toss, defers: UGA-FG; USC-Punt;	2nd Half: USC-Punt; UGA-Punt
@ <b>#11 LSU:</b> LSU wins toss, takes ball: LSU-Punt, UGA-Punt;	2nd Half: UGA-Punt; LSU-FG
<b>Alabama:</b> ALA wins toss, defers: UGA-INT; ALA-FG;	2nd Half: ALA-Punt; UGA-Punt
@ <b>#13 Tennessee:</b> UT wins toss, defers: UGA-Punt; UT-Punt;	2nd Half: UT-Punt; UGA-TD
@ <b>Vanderbilt:</b> VU wins toss, takes ball: VU-Punt; UGA-Punt;	2nd Half: UGA-FG; VU-Punt
<b>UAB:</b> UGA wins toss, defers; UAB-Punt; UGA-TD;	2nd Half: UGA-INT; UAB-FG
<b>vs. #23 Florida:</b> UF wins toss, defers: UGA-Punt; UF-MFG	2nd Half: UF-Punt; UGA-Punt
<b>Auburn:</b> UGA wins toss, defers: AU-Punt, UGA-FG	2nd Half: UGA-Punt; AU-MFG
<b>Kentucky:</b> UK wins toss, defers: UGA-TD; UK-TD	2nd Half: UK-Punt; UGA-Punt
@ <b>Ga. Tech:</b> UGA wins toss, defers: GT-INT; UGA-Fumble	2nd Half: UGA-Punt; GT-INT
<b>vs. #3 LSU:</b>	

## Bennett Giving NCAA and SEC Records the Boot

\*A 5-8, 165-pound Senior native of Athens, Ga.

\*Career FG% of 78.30% (83-for-106) including 27-for-34 from 40-49 range; 98% on PATs (143-for-146)

\*Made 90% of FG in 4th quarter or later in his career (18-for-20) including 3 Game-Winners (GW)

\*Owns the SEC record for Career Scoring (392 points) and NCAA and SEC Career Marks for Field Goals Attempted (106) and Made (83). Set the SEC scoring and NCAA field goals made records in 30-10 win over Kentucky, and the NCAA and SEC Career FGs attempted mark in the 34-17 win over Ga. Tech.

\*392 career points ranks 5th in NCAA history (Record is 423 by Roman Anderson of Houston, 1988-91: 70 FGs, 213 PATs).

\*83 Career Field Goals Made passes the published NCAA leader (2003 NCAA Record Book) in Washington's Jeff Jaeger who tallied 80 from 1983-86. The All-American Jaeger was 80-for-99 in his career. *It should be noted that beginning in 2002, all postseason games are included in NCAA final football statistics and records. Bennett made four in last year's Nokia Sugar Bowl victory over Florida State.* Bennett's NCAA record-setting field goal was a 33-yarder in the fourth quarter against Kentucky to put Georgia in front 23-10.

\*27-for-34 in field goals this year which currently ties SEC record for made and is a SEC record for attempts; Fuad Reveiz of Tennessee went 27-of-31 in 1982; The NCAA mark for FG made in a season is 29 by John Lee off UCLA (29-of-33 in 1983) while attempts is 38 by Jerry DePoyster of Wyoming (13-for-38 in 1966).

\*Missed 3 FGs for 1st time in his career in 17-10 loss at #11 LSU and made no excuses that day.

\*Currently ranks 2nd in the SEC and 11th nationally in Scoring Average at 9.5 points a game...Bennett's 114 points this year ranks third in SEC history for kickers in a season...He set the record last year with 130. Ole Miss PK Jonathan Nichols has 117 points this year

### Bennett's Career 4th-Quarter FGs (18-for-20) (\*GW=Game Winner)

2000: Vanderbilt	30-yarder. Leading 26-19 at the 12:48 mark	Georgia wins 29-19
@#22 Auburn	19-yarder. Trailing 23-20 with 41 seconds left	Forces OT
*OT: 25-yarder. Takes	26-23 lead, Auburn get a TD to win 29-26	
Ole Miss	49-yarder. Leading 29-14 at the 10:40 mark	Georgia wins 32-14
2001: #21 S.C.	27-yarder. Trailing 7-6 at the 3:17 mark	S.C. answers, wins 14-9
@#6 Tennessee	31-yarder. Trailing 17-14 at 5:44 mark	Georgia wins 26-24
#6 Florida (Jax.)	31-yarder. Trailing 17-10 at 14:54 mark No Good.	Florida wins 24-10
#24 Auburn	43-yarder. Trailing 17-14 at 8:28 mark	Auburn wins 24-17
@ #21 Ga. Tech	45-yarder. Leading 28-17 at 6:56 mark	Georgia wins 31-17
2002: Clemson	43-yarder. Game tied 28 all at the 5:19 mark	Georgia wins 31-28 *GW
@ S.C.	25-yarder. Leading 10-7 at the 2:54 mark	Georgia wins 13-7
@#22 Alabama	32-yarder. Trailing 25-24 with 38 seconds left	Georgia wins 27-25 *GW
@Kentucky	26-yarder. Leading 42-24 at the 9:17 mark	Georgia wins 52-24
\$Fla. State	35-yarder. Leading 23-13 at the 10:17 mark	Georgia wins 26-13
2003: MTSU	24-yarder. Leading 20-3 at the 11:58 mark	Georgia wins 29-10
Alabama	42-yarder. Leading 37-23 at the 5:20 mark No Good	Georgia wins 37-23
@Vanderbilt	25-yarder. Leading 17-2 at the 2:51 mark	Georgia wins 27-8
UAB	31-yarder. Tied 13-13 at the 12:57 mark	Georgia wins 16-13 *GW
#23 Florida (Jax.)	21-yarder. Trailing 13-10 at the 3:49 mark	Florida wins 16-13
Kentucky	+33-yarder. Leading 20-10 at the 13:30 mark	Georgia wins 30-10

\$Sugar Bowl, New Orleans, La.; +NCAA Record-Setting 81st career Field Goal

### Creating Turnovers and Getting Points

Georgia ranks 1st in the SEC and 5th nationally with a +14 Turnover Margin. The Bulldogs have turned 27 turnovers in to 92 points. Opponents have converted 13 Bulldog turnovers in to just 19 points. Last year, Georgia scored 74 points off 31 turnovers while opponents had 42 points off 23 Bulldog turnovers. With big leads, Georgia ran out the clock three times and turned it over on downs once after recovering turnovers.

@ Clemson: UGA turned 3 TO in to 13 Pts.;	No Bulldog TO
MTSU: No points off 1TO;	No Bulldog TO
#25 USC: UGA turned 3 TO in to 7 Pts.;	1 Bulldog TO (fumble-Shockley bad pitch) = No Pts.
@ #11 LSU: UGA turned 2 TO in to 7 Pts.;	3 Bulldog TO (2 INTs-Greene, Fumble-Greene) = No Pts.
Alabama: UGA turned 3 TO in to 14 Pts.;	3 Bulldog TO (2INTs-Greene, Ely-Kelso fumble) =16 Pts.
@ #13 Tennessee: UGA turned 4 TO in to 24 Pts.;	1 Bulldog INT (Shockley) = No Pts.
@ Vanderbilt: UGA turned 2TO in to 3 Pts.;	1 Bulldog INT (Greene) = No Pts.
UAB: UGA turned 1 TO in to 3 Pts.;	2 Bulldog INTs (Greene) = 3 Pts.
vs. #23 Florida (Jax.): No TO	1 Bulldog INT (Greene) = No Pts.
Auburn: UGA turned 3TO in to 7 Pts.;	No Bulldog TO
Kentucky: UGA turned 1TO in to 7 Pts.;	No Bulldog TO
@ Ga. Tech: UGA turned 4 TO in to 7 Pts.;	1 Bulldog fumble (Cooper = No Pts.
vs. #3 LSU (Atlanta):	



### NCAA RECORD BOOK LEADERS

#### Most Career Points: Kickers

1. 423 Roman Anderson, Houston (1988-91)
2. 397 Carlos Huerta, Miami, Fla. (1988-91)
3. 395 Jason Elam, Hawaii (1988-92)
4. 393 Derek Schmidt, FSU (1984-87)
5. 392 Billy Bennett, Georgia (2000-03)

### SEC RECORD BOOK WATCH

#### Most FGs Made in a Season

- |        |                                  |      |
|--------|----------------------------------|------|
| T1. 27 | Billy Bennett, Georgia (34 att.) | 2003 |
| T1. 27 | Fuad Reveiz, Tenn. (31 att.)     | 1982 |
| 3. 26  | Billy Bennett, Georgia (33 att.) | 2002 |

#### Most Career PATs Made

1. 188 Jeff Hall, Tennessee, 1995-98
2. 167 Jeff Chandler, Florida, 1997-2001
3. 161 John Becksvoort, Tennessee, 1991-94
4. 160 Bart Edmiston, Florida, 1993-96
5. 143 Billy Bennett, 2000-03

#### Most Career PATs Attempted

1. 194 Jeff Hall, Tennessee, 1995-98
2. 180 Jeff Chandler, Florida, 1997-2001
3. 164 Bart Edmiston, Florida, 1993-96
4. 161 John Becksvoort, Tennessee, 1991-94
5. 148 Hugh Morrow, Alabama, 1944-47
6. 146 Billy Bennett, 2000-03

### GEORGIA RECORD BOOK WATCH Career FG Percentage By a Bulldog

1. 78.5 Kevin Butler, 1981-84 (9th in SEC)
2. 78.3 Billy Bennett, 2000-03 (Curr. 83x106)

### DID YOU KNOW?


Billy Bennett had made 113 consecutive extra point attempts, a streak that ranked as the longest in the nation, before missing his 2nd PAT of the day versus Auburn. Prior to that, Bennett had not missed an extra point since Nov. 8, 2000 (vs. Ole Miss).

### SEC RECORD BOOK

#### Most Points in a Season

1. 144 Shaun Alexander, Alabama (24 TDs), 1999
  2. 130 Billy Bennett, Georgia (26 FGs, 52 PATs), 2002
  3. 126 Garrison Hearst, Georgia (21 TDs), 1992
- \*Note: Bennett owns the SEC Record for Most Points Scored Kicking in a Season.





## Gary Enters Bulldog, SEC Record Book as Punt Returner

Senior FLK Damien Gary, an Athens native, set the Bulldog Career Punt Return record at #11 LSU and got the Career Punt Return Yards record at #13 Tennessee.

\*Ranks 2nd in SEC History with a Career 11.4 yard PR Avg. (Min. 100 PR)

\*Ranks 3rd in SEC History with 1,220 Career PR Yards and 2 TDs

\*Ranks 7th in SEC History with 107 Career Returns

\*When #25 South Carolina tried an onside kick this year, Gary scooped it up on one hop and dashed 44 yards to the endzone.

\*Ranks 2nd on the team with 40 catches for 439 yards and 1 TD

During the 2002 season, he was ranked as high as 8th nationally in punt return average at 15.2 before getting injured. He returned to action in the SEC Championship game Dec. 7 after missing four games due to acute compartment syndrome in his left leg. Team doctor Robert Hancock performed emergency surgery on Gary at St. Mary's Hospital in Athens on Oct. 27, the day after the Kentucky game. He had two more surgeries after that, the third one by a plastic surgeon involving a skin graft to close the wound. Gary has battled to overcome injuries since his prep career at Clarke Central. He played in only five games as a junior in 1997 due to a broken arm and missed his senior year with a torn ACL. He got a medical redshirt as a freshman at Georgia in 1999 after playing in the first two games before injuring his thumb. As a sophomore, a strained back and sprained knee limited his effectiveness and then there was the leg injury in 2002.

SEC RECORD BOOK						
Highest Punt Return Average (Min. 100 Returns)						
1.	15.6:	Lee Nalley,	Vanderbilt	(109 for 1695)	1947-49	
2.	11.4:	Damien Gary,	Georgia	(107 for 1220)	2000-03	
3.	11.0:	Tony James,	Miss. St.	(121 for 1332)	1989-92	
GEORGIA RECORD BOOK						
Most Career Punt Return Yards						
1.	1,220	Damien Gary	(2000-03)	{Curr. 3rd in SEC}		
SEC Record: 1,695 by Lee Nalley, Vanderbilt (1947-49)						
2nd: 1,332 by Tony James, Miss. State (1989-92)						
Most Career Punt Returns						
1.	107	Damien Gary	(2000-03)	{Curr. 7th in SEC}		
SEC Record: 125 by Greg Richardson, Ala. (1983-86) and Thomas Bailey, Auburn (1991-94)						
Damien Gary's Career Punt Return Totals						
Year	G	Ret.	Yds.	Avg.	TD	LG
2000	11	27	226	8.4	0	20
2001	10	23	288	12.5	1	72TD
2002	10	34	458	13.5	1	71TD
2003	12	23	248	10.8	0	23
-----						
<b>Totals</b>	<b>43</b>	<b>107</b>	<b>1220</b>	<b>11.4</b>	<b>2</b>	<b>72TD</b>

### 2003 SEC Standings

Eastern Division	SEC	Overall
#^Georgia	6-2	10-2
#Tennessee	6-2	10-2
#Florida	6-2	8-4
South Carolina	2-6	5-7
Kentucky	1-7	4-8
Vanderbilt	1-7	2-10

#Eastern Division tri-champions;

^Division Rep. for title game due to highest BCS ranking

Western Division	SEC	Overall
%LSU	7-1	11-1
Ole Miss	7-1	9-3
Auburn	5-3	7-5
Arkansas	4-4	8-4
Miss. State	1-7	2-10
#Alabama	2-6	4-9

%Western Division Champion;

#Not eligible for conference title

### 2003 SEC CHAMPIONSHIP GAME Saturday, Dec. 6 in Atlanta, Ga.

Georgia vs. LSU, 8 pm (CBS)

#### Around the SEC Last Week

Ole Miss. d. Miss. State 31-0

LSU d. Arkansas 55-24

Tennessee d. Kentucky 20-7

Georgia d. Ga. Tech 34-17

Florida State d. Florida 38-34

Hawaii d. Alabama 37-29

### Bulldog SEC Players of the Week

**Thomas Davis, FS Aug. 30 Defense**

11 TT (8-3), 1 TFL (-3) vs. Clemson

**Gordon Ely-Kelso, P Sept. 13 Special Teams**

5 Punts, 41.0 avg., 4 Inside the 20 vs. USC

**David Pollack, DE Oct. 11 Defense**

8 TT (5-3), 3 TFLs; 2 PBU vs. Tennessee

**Sean Jones, ROV Oct. 18 Special Teams**

1 Blocked FG, 1 41-yard KO Return vs. VU

**Odell Thurman, LB Nov. 17 Defense**

14 TT, 4 TFL, 99-yard INT Return for TD vs. AU

**Billy Bennett, PK Dec. 1 Special Teams**

10 points; 49- and 34-yard FG vs. GT

### From Walk-On to Starter: Part III

Junior **Jeremy Thomas** is the third starting fullback in as many years to go from walk-on to scholarship starter for the Bulldogs. Thomas, a 5-11, 238-pounder from Loganville, Ga., has followed the same path as Verron Haynes and J.T. Wall. All three started out at smaller schools then opted to shoot for the big time and enroll at UGA, joining the Bulldogs first as a walk-on for the scout team. Haynes (5th Rd./2001) and Wall (7th Rd./2002) now are playing for the Pittsburgh Steelers after getting drafted. Thomas had his biggest game of the year in the win over Alabama including his first 2 receptions, the first one covering 41 yards. Against UT, he provided solid blocking and accounted for 28 yards of offense. He caught a career-high five passes for 51 yards in the win over Ga. Tech plus gained 14 yards on three carries and scored a touchdown.



Haynes started at Western Kentucky, Wall began at Southwest Baptist University and Thomas was at the Air Force Academy. After a year of playing fullback for the junior varsity and making the Dean's List in 2000, Thomas returned home and headed to Georgia in 2001 where the LB/FB made his mark as a member of the scout team and on special teams. In 2002, he missed the first part of the season with a shoulder injury and ended up playing in six games including one

start at FB in the SEC Championship Game victory over Arkansas.

Georgia's other fullbacks are sophomore **Jamario Smith** (also a walk-on and former LB), redshirt freshman **Chris Hickman**, senior walk-on **Jeff Lyons** and most recently freshman **Des Williams**, a converted linebacker who was moved to offense the week of the UAB game (Oct. 20-25). Williams has 3 carries for 11 yards on the year.

Smith started his career at Gordon College in Barnesville, Ga., which doesn't have football. He walked on in 2002 and played in six games at linebacker including the entire second half against Ole Miss last year. Smith had his first career catch against Alabama and it went for a 10-yard TD from D.J. Shockley. Lyons, who was moved from TE three weeks before the opener, began his career at Guilford College in Greensboro, N.C. He was Thomas' backup for the Clemson game.

### Who is Where on Game Day?

**COACHES ON THE FIELD:** Mark Richt (Head Coach), Neil Callaway (Off. Coord./OL),


Brian VanGorder (Def. Coord./LB), John Eason (Asst. Head Coach/WR), Jon Fabris (DE),

Rodney Garner (DL/Recruiting Coord.), Ken Rucker (RB)

**COACHES UP IN THE BOOTH:** Mike Bobo (QB), Dave Johnson (TE) and Willie Martinez (Secondary)

## BULLDOG CAREER HIGHS: OFFENSE

<u>RUNNING BACKS</u>	<u>ATT. (G)</u>	<u>YDS. (Ga)</u>	<u>TDs (G)</u>	<u>LG (G)</u>
Tyson Browning	13 (ALA/UT03)	60 (UF03)	1 (2x)	23 (VU03)
Michael Cooper	22 (VU03)	93 (VU03)	2 (MT03)	46 (SC03)
Mike Gilliam ( <i>now a CB</i> )	7 (UH01)	20 (UH01)	0	7 (twice)
Kregg Lumpkin	14 (ALA/GT03)	79 (UF03)	1 (2x)	15 (ALA03)
Jeff Lyons	1 (2x)	3 (CU03)	0	3 (CU03)
Tony Milton	18 (UK02)	78 (UK02)	0	25 (UT02)
Ronnie Powell	17 (CU03)	66 (UK03)	1 (2x)	47 (UT03)
Jamario Smith	3 (UT03)	13 (VU03)	0	10 (VU03)
Jeremy Thomas	5 (2x)	14 (UF/GT03)	1 (2x)	14 (GT03)
Des Williams	2 (AU03)	8 (AU03)	0	5 (AU03)
<i>Others -----</i>				
Kenny Bailey ( <i>now a CB</i> )	8 (AS01)	32 (ARK00)	1 (NMS00)	25 (ARK00)
Billy Bennett, PK	1 (CU03)	1 (CU03)	0	1 (CU03)
Reggie Brown, SE	1 (3x)	17 (AU03)	0	17 (AU03)
Damien Gary, FLK	1 (twice)	3 (UT01)	0	3 (UT01)
Fred Gibson, FLK	1 (4x)	22 (VU01)	0	22 (VU01)
David Greene, QB	10 (AU02)	41 (UK01)	1 (UK01)	21TD (UK01)
D.J. Shockley, QB	6 (UK/GT02)	47 (CU03)	1 (3x)	29TD (CU03)
Joe Tereshinski, QB	1 (2x)	1 (LSUT03)	0	1 (LSU03)
Bruce Thornton ( <i>now a CB</i> )	14 (ARK00)	69 (NMS00)	2 (NMS00)	23 (UF00)
<u>RECEIVERS/TE</u>	<u>REC. (G)</u>	<u>YDS. (G)</u>	<u>TDs (G)</u>	<u>LG (G)</u>
Sean Bailey	2 (MT03)	26 (MT03)	0	15 (MT03)
Jarrett Berry	1 (2x)	10 (UH01)	1 (UH01)	10TD (UH01)
Robert Brannon	2 (CU03)	19 (2x)	0	19 (2x)
Reggie Brown	7 (3x)	104 (SC03)	2 (SC03)	40TD (UK00)
Gabe Galt	1 (GT02)	25 (GT02)	0	25 (GT02)
Damien Gary	11 (GT00)	126 (GT00)	2 (UK00,02)	85TD (UK00)
Fred Gibson	9 (UK01)	*201 (UK01)	2 (UK01)	68TD (UK01)
Michael Johnson	13 (AU02)	141 (AU02)	1 (NWS/AU02)	48 (ASU01)
Bryan McClendon	6 (VU03)	108 (VU03)	0	37 (VU02/03)
Martrez Milner	1 (LSU03)	15 (LSU03)	0	15 (LSU03)
Leonard Pope	1 (MT03)	21 (MT03)	0	21 (MT03)
Mario Raley	4 (UAB03)	38 (UAB03)	0	26 (UAB03)
Ben Watson	6 (UK02)	68 (UK02)	1 (5x)	49TD (UH01)
<i>Others -----</i>				
Kenny Bailey ( <i>now a CB</i> )	1 (twice)	9 (VU01)	0	9 (VU01)
Tyson Browning, RB	4 (UT03)	104 (LSU03)	1 (LSU03)	*93TD (LSU03)
Michael Cooper, RB	2 (UK03)	23 (UK03)	0	13 (UF03)
Mike Gilliam, RB ( <i>now a CB</i> )	3 (UH01)	26 (UH01)	0	18 (UH01)
David Greene, QB	1 (AU01)	9 (AU01)	0	9 (AU01)
Kregg Lumpkin, RB	2 (UK03)	30 (UK03)	1 (GT03)	24 (UK03)
Tony Milton, RB	2 (2x)	24 (MT03)	0	20 (MT03)
D.J. Shockley, QB	1 (2x)	4 (UK02)	0	4 (UK02)
Jamario Smith, FB	1 (2x)	10 (ALA03)	1 (ALA03)	10TD (ALA03)
Jeremy Thomas, FB	5 (GT03)	54 (ALA03)	0	41 (ALA03)
Bruce Thornton ( <i>now a CB</i> )	3 (ARK00)	14 (ARK00)	0	8 (ARK00)
<u>QUARTERBACKS</u>	<u>ATT. (Game)</u>	<u>COMP. (Game)</u>	<u>YDS. (Game)</u>	<u>TDs (Game)</u> <u>LG (Game)</u>
David Greene	44 (LSU03)	26 (NWS02)	364 (UK01)	*4(NWS/UK02)*93TD (LSU03)
D.J. Shockley	14 (UK02)	10 (UK02)	102 (UK02)	2(UK02) 37TD (FSU03)



**Note: \*School Record;**  
*Others: Attempted one pass in 2001: Kenny Bailey (Auburn), Damien Gary (Boston College);  
 Michael Johnson completed a 40-yarder vs. Auburn in 2003.*

## BULLDOG CAREER HIGHS: DEFENSE

<u>Bulldog, Pos.</u>	<u>Solo (G)</u>	<u>Assist (G)</u>	<u>Total Tackles</u>	<u>10+</u>
Gerald Anderson, DT	5 (UK03)	4 (4x)	8 (UK03)	0
Kenny Bailey, CB	3 (CU/AU03)	2 (2x)	5 (CU03)	0
Tra Battle, ROV	0	2 (CU03)	2 (CU03)	0
Greg Blue, ROV	8 (CU02)	5 (AU02)	10 (AU03)	0
Decory Bryant, CB	6 (2x)	4 (UF02)	8 (OM01)	0
Chris Burgett, CB	2 (UK03)	2 (3x)	3 (GT03)	0
Kentrell Curry, SS	4 (4x)	8 (UF/OM02)	12 (UF02)	1
Thomas Davis, FS/LB	10 (SC03)	8 (VU03)	14 (VU03)	8
Michael DiFiore, DE	0	2 (SC03)	2 (SC03)	0
Marquis Elmore, DT	0	1 (VU03)	1 (VU03)	0
Ray Gant, DT	4 (UF03)	6 (UAB03)	6 (2x)	0
Robert Geathers, DE	3 (3x)	5 (SC02)	7 (2x)	0
Mike Gilliam, DB	2 (VU/AU03)	1 (2x)	3 (AU03)	0
Kedric Golston, NT	3 (2x)	5 (UT02)	6 (UT02/03)	0
Arnold Harrison, RE	5 (MT03)	5 (2x)	8 (NWS02)	0
Derrick Holloway, WLB	3 (2x)	2 (NMSU02)	4 (UK02)	0
Darrell Holmes, DT	2 (UK03)	1 (5x)	3 (UK03)	0
Jarvis Jackson, LB	3 (AU03)	3 (AU03)	6 (AU03)	0
Marcus Jackson, DE	1 (2x)	1 (2x)	2 (AU03)	0
Tim Jennings, DB	6 (UF/AU03)	4 (VU02)	8 (UF03)	0
Sean Jones, ROV	10 (2x)	9 (UT02)	14 (VU03)	8
Quentin Moses, DE	4 (MT03)	4 (MT03)	8 (MT03)	0
DeMario Minter, CB	3 (NMSU02)	3 (2x)	5 (UT03)	0
David Pollack, DE	10 (AU02)	9 (UF02)	14 (SC/UF02)	3



<u>Bulldog, Pos.</u>	<u>Solo (G)</u>	<u>Assist (G)</u>	<u>Total Tackles</u>	<u>10+</u>
Olaolu Sann-Osomo, FS	1 (CU03)	1 (2x)	1 (3x)	0
Sean Rivas, FS	1 (2x)	1 (AU03)	1 (3x)	0
Chris Shaw, LB	2 (2x)	2 (2x)	4 (MT03)	0
Jamario Smith, LB/RB	2 (2x)	3 (OM02)	4 (OM02)	0
Darrius Swain, DT	4 (VU02)	5 (NWS02)	8 (UAB03)	0
Tony Taylor, MLB	12 (MT03)	5 (2x)	17 (MT03)	2
Will Thompson, DE	5 (FSU03)	6 (SC02)	10 (SC02)	1
Bruce Thornton, CB	8 (GT03)	5 (UF02)	9 (UF02)	0
Odell Thurman, MLB	9 (AU03)	8 (SC03)	14 (AU03)	6
Ken Veal, DT	4 (2x)	5 (2x)	8 (AU02)	0
Danny Verdun Wheeler, LB	3 (ALA03)	2 (VU03)	3 (2x)	0
Derrick White, SLB	9 (ALA03)	3 (2x)	12 (ALA03)	1
Des Williams, LB	0	1 (UT03)	1 (UT03)	0
Jeff Williams, DT	0	1 (UT03)	1 (UT03)	0

## **BULLDOG DEPTH TESTED EVERY WEEK THIS SEASON**

**Bryant Becomes 4th Defensive Starter to be Lost for the Year, 7th Bulldog Overall**

Georgia's athletic training staff has been working overtime to keep the Bulldogs as close to full strength as possible. Numerous key Bulldog have missed games, got hurt during games, and a few have been sidelined for the season. Senior CB **Decory Bryant** is the latest starter to be lost to a season-ending injury.

*44 Bulldog players have missed games time because of injury or suspension, including 24 starters. The combined missed time equals 87.5 games.*

Below is a look at Bulldogs who have missed time this year for various reasons. Still, the Georgia coaching staff has shown the Bulldogs are a resilient bunch with plenty of talent to step in and get the job done as they aim to defend their SEC title.

### **OUT FOR THE YEAR**

**Will Thompson**, DE (broken leg): Preseason.

**Cedric Haywood**, WR (knee). Preseason

**Kentrell Curry**, ROV (leg): Missed 1st 3 games, Played 2 series vs. LSU, now OUT.

**DJ Shockley**, QB (knee): Injured vs. Tenn., now OUT.

**Kedric Golston**, DT (shoulder blade): Injured week prior to Vanderbilt, now OUT.

**Tony Milton**, TB (leg): Final 3 quarters vs. USC, All of LSU, Final 3 quarters vs. Alabama, now OUT.

**Decory Bryant**, CB (neck): 2nd half vs. UAB, now OUT

### **Injured Starters This Season: Games Missed**

**Gerald Anderson**, DT (knee): 2nd half vs. UF

**Greg Blue**, ROV (knee): 1st 4 games

**Josh Brock**, SG (ankle): MTSU, 2nd half vs. Alabama; Out for UAB; 2nd half vs. UK (shoulder)

**Reggie Brown**, SE (hamstring): Alabama

**Tyson Browning**, RB (knee): 2nd half vs. UF

**Michael Cooper**, RB (knee): Alabama

**Ray Gant**, DT (leg): 4th quarter vs. UAB

**Fred Gibson**, FLK (hamstring): Final 3 quarters vs. USC, Missed LSU; Final 3 quarters vs. Tennessee; Out for Vandy, UAB (knee)

**Arnold Harrison**, LB (ankle): Most of Alabama; 2nd half vs. UAB

**Daniel Inman**, ST (ankle): Most of Alabama

**Marcus Jackson**, DE (thumb): MTSU, USC

**Michael Johnson**, SE (shoulder): Vandy.

**Sean Jones**, ROV (shoulder): Auburn, UK

**Bartley Miller**, OG (shoulder): 4th-UAB; all-AU, UK, GT

**David Pollack**, DE (leg): Final 3 qtrs. vs. UAB

**Tony Taylor**, LB (ankle): Most of LSU game, All of Alabama; 4th qtr. vs. UAB

**Jeremy Thomas**, FB (concussion): UAB

**Ken Veal**, NT, (ankle): 1st 2 games, 2nd half vs. USC and Alabama

**Ben Watson**, TE (ankle): MTSU, final 3 quarters vs. USC, All of LSU

**Derrick White**, LB (foot): Vanderbilt

### **Key Reserves Injured This Year: Games Missed**

**Sean Bailey**, WR (hamstring): Alabama, UT, Vandy, UF, AU

**Jarrett Berry**, WR (knee): LSU, Vandy

**Marquis Elmore**, DE (ankle) 1st 5 games plus Vandy

**Kregg Lumpkin**, TB (hamstring): 1st 2 games

**Martrez Milner**, TE (illness): MTSU

**Quentin Moses**, DE (elbow): 2nd half vs. Alabama

**Ronnie Powell**, RB (shoulder): LSU and Alabama

**Mario Raley**, WR (foot): LSU

**Jamario Smith**, FB (back): UAB, UF

**Darrius Swain**, DT (ankle): 4th qtr. vs. UAB

**Danny Verdun Wheeler**, LB (concussion): 2nd half-GT

### **Suspensions This Season: Games Missed**

**Tyson Browning**, RB: 1st 3 games

**Tim Jennings**, DB: 1st 2 games

**Bryan McClendon**, WR: 1st 2 games

**DeMario Minter**, S: 1st 2 games

**Mario Raley**, WR: 1st 2 games

**Chris Hickman**, FB: 1st game

**Brian Jordan**, SN: 1st game

**Jamario Smith**, FB: 1st game

**Ray Gant**, DT: Alabama game

### **@ CLEMSON**

### **UGA 30-0**

Georgia was missing 4 projected starters (Will Thompson, Ken Veal, Kentrell Curry and Greg Blue) on defense plus 10 additional key reserves (Kregg Lumpkin, Marquis Elmore, Tyson Browning, Tim Jennings, DeMario Minter, Chris Hickman, Jamario Smith, Mario Raley, Bryan McClendon, Brian Jordan) due to injury or suspension.

### **MTSU**

### **UGA 29-10**

Georgia was missing 6 starters (Ken Veal, Kentrell Curry, Greg Blue, Marcus Jackson, Josh Brock, Ben Watson) plus 7 additional key reserves (Kregg Lumpkin, Martrez Milner, Tyson Browning, Tim Jennings, DeMario Minter, Mario Raley, Bryan McClendon) due to injury or suspension. Starting TB Tony Milton was lost after the 1st quarter due to injury.

### **#25 USC**

### **UGA 31-7**

Georgia was missing 5 starters (Kentrell Curry, Tony Milton, Marcus Jackson, Greg Blue, Will Thompson). Starting TE Ben Watson and FLK Fred Gibson went out with injuries in the first quarter and NT Ken Veal played only the first half due to an injury. One key reserve (Tyson Browning) was concluding a three-game suspension.

### **@ #11 LSU**

### **LSU 17-10**

Georgia was missing 5 starters (Tony Milton, Ben Watson, Fred Gibson, Greg Blue, Will Thompson) plus 3 key reserves (Jarrett Berry, Mario Raley, Ronnie Powell). Rover Kentrell Curry made a brief appearance but his leg injury and subsequent surgery has ended his season. Tony Taylor started but got injured early in the first quarter and then returned briefly in the fourth quarter.

### **ALABAMA**

### **UGA 37-23**

Georgia was missing 3 starters (Reggie Brown, Tony Taylor, Will Thompson), 1 was suspended (Ray Gant) and another had season-ending surgery (Kentrell Curry). Also, 4 starters were lost in the first half due to injury. Daniel Inman was gone after the first series while Tony Milton, Josh Brock and Ken Veal played only the first half. Arnold Harrison saw action on a few plays during special teams. Also, 3 key reserves (Michael Cooper, Ronnie Powell, Sean Bailey) missed the game and another (Quentin Moses) saw action in the first half only due to injury.

### **@ #13 TENNESSEE**

### **UGA 41-14**

Georgia was missing 3 starters (Kentrell Curry, Tony Milton, Will Thompson) and 1 reserve (Sean Bailey), but it was the Bulldogs healthiest lineup of the season. However, Fred Gibson bruised a knee early in the first quarter and missed the rest of the game. Starting RB Tyson Browning missed the fourth quarter but the Bulldogs were already in front 41-7.

### **@ VANDERBILT**

### **UGA 27-8**

Georgia was missing 7 starters (Kentrell Curry, Tony Milton, Fred Gibson, Michael Johnson, Kedric Golston, Will Thompson, and Derrick White) and 2 key reserves (D.J. Shockley and Sean Bailey). Reggie Brown, Jeremy Thomas and Kregg Lumpkin left with in-game with injuries and did not return.

### **UAB**

### **UGA 16-13**

Georgia was missing 7 starters (Kentrell Curry, Tony Milton, Fred Gibson, Kedric Golston, Jeremy Thomas, Josh Brock, Will Thompson) and 5 key reserves (D.J. Shockley, Sean Bailey, Jamario Smith, Jarrett Berry, Marquis Elmore). During the game, Georgia lost David Pollack after the second series, Arnold Harrison and Decory Bryant on the 2nd half kickoff and none returned. Also, Bartley Miller, Darrius Swain, Tony Taylor were injured in the 3rd quarter while Ray Gant went down in the 4th quarter and none returned.

### **#23 FLORIDA**

### **FLORIDA 16-13**

Georgia was missing 5 starters (Decory Bryant, Kentrell Curry, Kedric Golston, Will Thompson and Tony Milton) and 3 key reserves (D.J. Shockley, Sean Bailey, Jamario Smith). During the game, Georgia lost Tyson Browning in the 2nd quarter and Gerald Anderson in the 3rd quarter and neither returned.

### **AUBURN**

### **GEORGIA 26-7**

Georgia was missing 7 starters (Sean Jones, Decory Bryant, Kentrell Curry, Kedric Golston, Will Thompson, Bartley Miller, Tony Milton) and 3 key reserves (D.J. Shockley, Sean Bailey, Jamario Smith). Georgia did not have any in-game injuries that forced anyone to miss game action.

### **KENTUCKY**

### **GEORGIA 30-10**

Georgia was missing 7 starters (Sean Jones, Decory Bryant, Kentrell Curry, Kedric Golston, Will Thompson, Bartley Miller, Tony Milton) and 2 key reserves (D.J. Shockley and Jamario Smith). Josh Brock missed most of the second half due to a shoulder problem.

### **GA. TECH**

### **GEORGIA 34-17**

Georgia was missing 6 starters (Decory Bryant, Kentrell Curry, Kedric Golston, Will Thompson, Bartley Miller, Tony Milton) and 1 key reserve (D.J. Shockley). Danny Verdun Wheeler missed the second half due to a possible concussion. Bruce Thornton (sprained thumb), Robert Geathers (thigh bruise), David Pollack (turf toe) and Michael Cooper (ankle) played with various ailments during the game.

## Uga through the years...

	<u>Years</u>	<u>Record</u>	<u>Titles</u>	<u>Bowls</u>
Uga I	1956-66	53-48-6	1959 SEC Champs	2
Uga II	1966-71	42-16-3	1966, '68 SEC Champs	5
Uga III	1972-80	71-32-2	1980 NCAA Champs 1976, '80 SEC Champs	6
Uga IV*	1981-89	77-27-4	1981, '82 SEC Champs	9
Uga V	1990-99	65-39-1		5
Uga VI	1999-	46-15	'02 SEC Champs, '03 SEC East	4

\*UGA IV missed four games during the 1986 season due to an injury. His brother Otto filled in and went 3-1.

### Up Close: UGA VI

**Uga VI, now in his fifth season** after being thrust into the role following his father's retirement during the 1999 season. In a memorable pre-game "passing of the bone" ceremony at the 1999 South Carolina contest, Uga VI officially took the reins as Georgia's mascot. At the time of his coronation, the one-year-old pure white English Bulldog outweighed his father by 11 pounds, tipping the scales at 55 pounds. He is registered with the American Kennel Club as **Uga V's Whatcha Got Lorán**.

In 2002, UGA VI stayed busy. He made a trip to Washington D.C. on a private jet with athletic director Vince Dooley and Coach Mark Richt as UGA VI was the guest of honor at a UGA reception for Georgia congressmen. Also in 2002, a video on the history of all the UGA mascots was released and a book chronicling the home life and travels of all the UGA mascots titled "Damn Good Dogs."

**DID YOU KNOW?** UGA VI's predecessors are buried in the marble vaults near the main gate in the embankment of the South stands.



### Tallying Up the Ws

Georgia has extended its school record for consecutive seasons with at least 8 wins to seven years. The streak began in 1997 and finds the Bulldogs 8th nationally in winning percentage in that span.

#### BULLDOG SEASON REVIEW

<u>Year</u>	<u>Record</u>	<u>Final AP Ranking</u>
1997	10-2	10th
1998	9-3	14th
1999	8-4	16th
2000	8-4	20th
2001	8-4	22nd
2002	13-1	3rd
2003	10-2	<i>Curr. 5th</i>

#### WINNINGEST DIVISION I-A PROGRAMS

(By Percentage since 1997)

1. Florida State ..... 71-16 (.816)
2. Marshall ..... 73-17 (.811)
3. Miami (Fla.) ..... 68-17 (.800)
- T4. Kansas State ..... 70-18 (.795)
- T4. Tennessee ..... 70-18 (.795)
6. Michigan ..... 69-18 (.793)
7. Nebraska ..... 71-19 (.789)
- 8. Georgia ..... 66-20 (.767)**
9. Ohio State ..... 66-21 (.759)
10. Florida ..... 65-22 (.747)

(As of Nov. 29)

### Home-Grown Specialists

How many teams starting punter and place-kicker hail from the same town in which they are located? Who knows, but it can't be that many. Georgia has home-grown products in redshirt-freshman P **Gordon Ely-Kelso** and senior PK **Billy Bennett**.

Ely-Kelso made his debut against Clemson and two games later his performance against #25 USC earned him SEC Special Teams Player of the Week honors. In the 31-7 win over USC, he punted five times for a 41.0 yard average with four punts inside the 20-yard line. Overall, Ely-Kelso has put an SEC-best 31% of his punts inside the 20, 10 have been for 50+ yards and 23 have been returned for a total of 144 yards to give him a Net Punting Average of 35.7. He had a career-long 59-yarder in the win over Alabama.

**Bennett**, who is on pace to set almost every Bulldog kicking record, has added kickoff duties after a spirited battle with freshman **Andy Bailey**, a scholarship kicker from Athens, Tenn.

### Williams Moves to Offense

Freshman **Des Williams** made his debut at fullback against UAB on Oct. 25 after playing in 6 games this season as a reserve linebacker. Georgia was in need of a fullback with their top three all sidelined due to injuries. He made the move during game-week preparations for the Blazers. Williams logged his first two carries against Auburn, gaining eight yards.

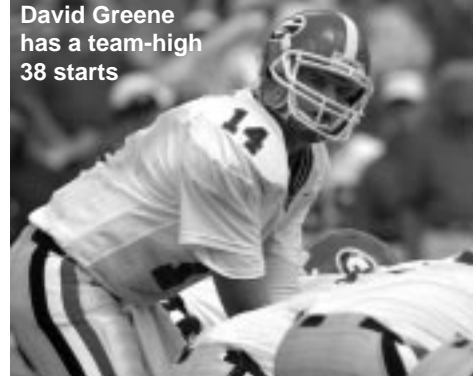
Prior to Williams, the last Bulldog to switch from one side of the football to the other in season was redshirt freshman **Michael DiFiore** this year. He went from scout team TE/OL to DE. He made the switch on the Thursday before the MTSU game (Sept. 6) and played DE against MTSU. Before Williams, the last linebacker to move to fullback was sophomore **Jamarío Smith**. He was a linebacker last season before the move was made to offense during spring drills.

### Frequent Foes On the Docket in 2003

With Clemson and Alabama on the schedule for the second year in a row, the Bulldogs faced nine of their top 10 most frequent rivals in 2003. Georgia has played more games against Auburn than any other team. The only school missing in Georgia's top 10 was Ole Miss (#9) as the Rebels have rotated off the SEC regular season schedule until 2007.

<u>Team</u>	<u>First Mtg.</u>	<u>Last Mtg.</u>	<u>G</u>	<u>W-L-T</u>	<u>2003 Result</u>
Auburn	1892	2003	107	48-51-8	Georgia 26-7
Ga. Tech	1893	2003	96	55-36-5	Georgia 34-17
Florida	1904	2003	82	45-35-2	Florida 16-13
Vanderbilt	1893	2003	64	45-17-2	Georgia 27-8
Alabama	1895	2003	63	24-35-4	Georgia 37-23
Clemson	1897	2003	62	41-17-4	Georgia 30-0
Kentucky	1939	2003	57	45-10-2	Georgia 30-10
S. Carolina	1894	2003	56	41-13-2	Georgia 31-7
Tennessee	1899	2003	33	14-17-2	Georgia 41-14
<i>Also on the 2003 schedule</i>					
<b>LSU</b>	<b>1928</b>	<b>2003</b>	<b>23</b>	<b>9-13-1</b>	<b>LSU 17-10</b>
MTSU	2003	2003	1	1-0-0	Georgia 29-10
UAB	2003	2003	1	1-0-0	Georgia 16-13

# GEORGIA STARTING STREAKS



David Greene has a team-high 38 starts

## Georgia Game Captains

**Clemson:** Ben Watson (Offense), Bruce Thornton (Defense), Billy Bennett (Special Teams)  
**MTSU:** Fred Gibson (Offense), Sean Jones and Bruce Thornton (Defense), Reggie Brown (ST)  
**USC:** David Greene and Jeremy Thomas (Offense), Sean Jones (Defense), Chris Shaw (ST)  
**LSU:** David Greene (Offense), Sean Jones and David Pollack (Defense), Damien Gary (ST)  
**Alabama:** David Greene (Offense), Sean Jones and Bruce Thornton (Defense), Thomas Davis (ST)  
**Tennessee:** Jeremy Thomas (Offense), David Pollack and Decory Bryant (Defense), Thomas Davis (ST)  
**Vanderbilt:** David Greene (Offense), David Pollack and Sean Jones (Defense), Billy Bennett (ST)  
**UAB:** David Greene (Offense), David Pollack and Sean Jones (Defense), Mike Gilliam (Special Teams)  
**Florida:** Damien Gary (Offense), Ken Veal and Bruce Thornton (Defense), Billy Bennett (ST)  
**Auburn:** Jeremy Thomas and Max Jean-Gilles (Offense), Thomas Davis and David Pollack (Defense)  
**Kentucky:** All the Seniors  
**Ga. Tech:** David Greene and Max Jean-Gilles (Offense), Ken Veal and Thomas Davis (Defense)  
**LSU:** Announced Dec. 1

OFFENSE: STARTS	2003	2002	2001	2000	1999	Total	Cons.
Robert Brannon, TE	3	1	0	0	RS	4	-
Josh Brock, SG	10	3	n/a	n/a	n/a	13	4
Reggie Brown, FLK	10	5	1/inj.	0	n/a	16	7
Tyson Browning, RB	2	0	n/a	n/a	n/a	2	-
Michael Cooper, TB	7	RS	n/a	n/a	n/a	7	3
Damien Gary, SE	5	4	9	1	RS	19	-
Fred Gibson, SE	9	8	3	n/a	n/a	20	4
Max Jean-Gilles, TT	12	1	n/a	n/a	n/a	13	12
David Greene, QB	12	14	12	RS	n/a	38	38
Daniel Inman, ST	12	RS	n/a	n/a	n/a	12	12
Michael Johnson, SE	4	3	4	0	RS	11	-
Nick Jones, C	3	n/a	n/a	n/a	n/a	3	3
Bryan McClendon, FLK	2	0	n/a	n/a	n/a	2	-
Bartley Miller, TG	9	0	n/a	n/a	n/a	9	-
Tony Milton, TB	3	1	RS	n/a	n/a	4	-
Mario Raley, SE	1	0	n/a	n/a	n/a	1	-
Ryan Schnetzer, SG	2	0	RS	n/a	n/a	2	-
Russ Tanner, C	12	0	n/a	n/a	n/a	12	12
Jeremy Thomas, FB	6	1	RS	n/a	n/a	7	1
Ben Watson, TE	8	13	3	RS/Tr.	n/a	24	1

DEFENSE: STARTS	2003	2002	2001	2000	1999	Total	Cons.
Gerald Anderson, NT	7	0	RS(inj.)	n/a	n/a	7	-
Kenny Bailey, CB	1	0	0	0	RS	1	-
Greg Blue, ROV	2	0	RS	n/a	n/a	2	-
Decory Bryant, SCB	8	14	4	0	RS	26	-
Kentrell Curry, FS	0	14	2	1	RS	17	-
Thomas Davis, FS/LB	12	4	RS	n/a	n/a	16	12
Ray Gant, DT	3	RS	n/a	n/a	n/a	3	-
Robert Geathers, DE	12	2	0	n/a	n/a	14	12
Kedric Golston, NT	6	3	n/a	n/a	n/a	9	-
Arnold Harrison, SLB	8	0	0	RS	n/a	8	3
Marcus Jackson, DT	1	RS	n/a	n/a	n/a	1	-
Tim Jennings, CB	5	3	n/a	n/a	n/a	8	4
Sean Jones, ROV	10	12	0	RS	n/a	22	1
David Pollack, DE	12	14	5	n/a	n/a	31	31
Darrius Swain, NT	0	4	n/a	n/a	n/a	4	-
Tony Taylor, WLB	10	1	n/a	n/a	n/a	11	6
Will Thompson, DE	inj.	12	0	RS	n/a	12	-
#Bruce Thornton, CB	12	11	10	1(RB)	RS	34	17
Odell Thurman, MLB	11	n/a	RS	n/a	n/a	11	11
Ken Veal, NG	7	8	4	0	RS	19	6
Danny Verdun Wheeler, SLB	2	n/a	n/a	n/a	n/a	2	-
Derrick White, MLB	3	0	RS	n/a	n/a	3	-

Note: Some starts were at other positions and include bowl games.  
 RS=Redshirted; n/a=not at UGA yet; inj=injured; Tr=Transfer; #Switched to defense but made one start on offense

## 2003 GEORGIA GAME-BY-GAME STARTERS

Game	SE	ST	SG	C	TG	TT	TE	FLK	QB	RB	Multiple
@ Clemson	Johnson	Inman	Brock	Tanner	Miller	Jean-Gilles	Watson	Gibson	Greene	Milton	Thomas (FB)
MTSU	Brown	Inman	Schnetzer	Tanner	Miller	Jean-Gilles	Gary (FLK)	Gibson	Greene	Milton	Thomas (FB)
#25 USC	Brown	Inman	Brock	Tanner	Miller	Jean-Gilles	Gary (FLK)	Gibson	Greene	Cooper	Johnson (SE)
@ #11 LSU	Brown	Inman	Brock	Tanner	Miller	Jean-Gilles	Brannon	Gary	Greene	Cooper	Thomas (FB)
Alabama	Johnson	Inman	Brock	Tanner	Miller	Jean-Gilles	Watson	Gibson	Greene	Milton	Brannon (TE)
@ #13 Tennessee	Brown	Inman	Brock	Tanner	Miller	Jean-Gilles	Watson	Gibson	Greene	Browning	Gary (FLK)
Vanderbilt	Brown	Inman	Brock	Tanner	Miller	Jean-Gilles	Watson	McClendon	Greene	Cooper	Thomas (FB)
UAB	Brown	Inman	Schnetzer	Tanner	Miller	Jean-Gilles	Watson	McClendon	Greene	Cooper	Raley (SE)
vs. #23 UF (Jax.)	Brown	Inman	Brock	Tanner	Miller	Jean-Gilles	Watson	Gibson	Greene	Browning	Thomas (FB)
Auburn	Brown	Inman	Brock	Jones	Tanner	Jean-Gilles	Watson	Gibson	Greene	Cooper	Brannon (TE)
Kentucky	Brown	Inman	Brock	Jones	Tanner	Jean-Gilles	Johnson (SE)	Gibson	Greene	Cooper	Gary (FLK)
@ Ga. Tech	Brown	Inman	Brock	Jones	Tanner	Jean-Gilles	Watson	Gibson	Greene	Cooper	Thomas (FB)
vs. #3 LSU (Atl.)											
<b>Consecutive</b>	<b>7</b>	<b>12</b>	<b>4</b>	<b>3</b>	<b>12</b>	<b>12</b>	<b>1</b>	<b>4</b>	<b>38</b>	<b>3</b>	<b>1</b>
<b>Career</b>	<b>16</b>	<b>12</b>	<b>13</b>	<b>3</b>	<b>12</b>	<b>13</b>	<b>24</b>	<b>20</b>	<b>38</b>	<b>7</b>	<b>7</b>

### DEFENSE

Game	DE	DT	NT	DE	SLB	MLB	WLB	SCB	ROV	FS	WCB
@ Clemson	Geathers	Jackson	Golston	Pollack	Harrison	White	Taylor	Bryant	Jones	Davis	Thornton
MTSU	Geathers	Gant	Golston	Pollack	Harrison	Thurman	Taylor	Bryant	Jones	Davis	Thornton
#25 USC	Geathers	Gant	Golston	Pollack	Harrison	Thurman	Taylor	Bryant	Jones	Davis	Thornton
@ #11 LSU	Geathers	Gant	Golston	Pollack	Harrison	Thurman	Taylor	Bryant	Jones	Davis	Thornton
Alabama	Geathers	Golston	Veal	Pollack	Verdun	Thurman	White	Bryant	Jones	Davis	Thornton
@ #13 Tennessee	Geathers	Golston	Anderson	Pollack	Jennings(CB)	Thurman	White	Bryant	Jones	Davis	Thornton
Vanderbilt	Geathers	Anderson	Veal	Pollack	Harrison	Thurman	Taylor	Bryant	Jones	Davis	Thornton
UAB	Geathers	Anderson	Veal	Pollack	Verdun	Thurman	Taylor	Bryant	Jones	Davis	Thornton
vs. #23 UF (Jax.)	Geathers	Anderson	Veal	Pollack	Bailey (CB)	Thurman	Taylor	Jennings	Jones	Davis	Thornton
Auburn	Geathers	Anderson	Veal	Pollack	Harrison	Thurman	Taylor	Jennings	Blue	Davis	Thornton
Kentucky	Geathers	Anderson	Veal	Pollack	Harrison	Thurman	Taylor	Jennings	Blue	Davis	Thornton
@ Ga. Tech	Geathers	Anderson	Veal	Pollack	Harrison	Thurman	Taylor	Jennings	Jones	Davis	Thornton
vs. #3 LSU (Atl.)											
<b>Consecutive</b>	<b>12</b>	<b>6</b>	<b>6</b>	<b>31</b>	<b>3</b>	<b>11</b>	<b>6</b>	<b>4</b>	<b>1</b>	<b>12</b>	<b>17</b>
<b>Career</b>	<b>14</b>	<b>7</b>	<b>19</b>	<b>31</b>	<b>8</b>	<b>11</b>	<b>11</b>	<b>8</b>	<b>22</b>	<b>16</b>	<b>34</b>

## DT Sullivan And OL Foster Headline Seven Bulldog Selections in the 2003 NFL Draft

Georgia was the only school in the Southeastern Conference to have a pair of first round selections in the 2003 NFL draft. The first Bulldog drafted was DT **Johnathan Sullivan** who the New Orleans tabbed with the sixth pick. Then, OT **George Foster** went to the Denver Broncos with the 20th pick. In the second round, the Detroit Lions selected OLB **Boss Bailey** (34th) while the Saints picked another Bulldog in OL **Jon Stinchcomb** (37th). In the third round, the Baltimore Ravens picked RB **Musa Smith** (77th). LB **Tony Gilbert** went in the 6th round to the Arizona Cardinals while FB **J.T. Wall** was taken in the 7th round by the Pittsburgh Steelers.

Florida and Tennessee led the SEC with eight players drafted followed by the Bulldogs with seven. The SEC led all conferences with 43 players taken followed by the Big Ten and Big 12 with 35 apiece.

Also, five former Bulldogs signed free agent contracts with NFL squads: OL **Kevin Breedlove** (San Diego), LB **Chris Clemons** (Washington), DE **Nic Clemons** (Washington), SE **Terrence Edwards** (Atlanta) and OL **Kareem Marshall** (Philadelphia). However, Edwards was the lone Bulldog in this group to make a team's 53-man roster.

### BULLDOGS IN THE NFL

Bulldog	Team
Champ Bailey, CB	Redskins
Boss Bailey, LB	Lions
Kendrell Bell, LB	Steelers
Terreal Bierria, FS	Seahawks
Quincy Carter, QB	Cowboys
Charlie Clemons, LB	Texans
Chris Clemons, LB*	Redskins
Nic Clemons, DL*	Redskins
Antonio Cochran, DE	Seahawks
Phillip Daniels, DE	Bears
Terrence Edwards, WR	Falcons
Jason Ferguson, DT	Jets
George Foster, OT	Broncos
Olandis Gary, RB	Lions
Tony Gilbert, LB*	Cardinals
Randall Godfrey, LB	Seahawks
Charles Grant, DE	Saints
Orantes Grant, LB	Redskins
Verron Haynes, FB	Steelers
Garrison Hearst, RB	49ers
Jamie Henderson, CB	Jets
Steve Herndon, G	Broncos
Jonas Jennings, OT	Bills
John Kasay, K	Panthers
Mo Lewis, OLB	Jets
Randy McMichael, TE	Dolphins
Adam Meadows, OT	Colts
Jermaine Phillips, S	Buccaneers
Richard Seymour, DL	Patriots
Musa Smith, RB	Ravens
Jon Stinchcomb, OT	Saints
Matt Stinchcomb, C	Raiders
Mack Strong, FB	Seahawks
Marcus Stroud, DT	Jaguars
Johnathan Sullivan, DT	Saints
Chris Terry, OT	Seahawks
J.T. Wall*, FB	Steelers
Tim Wansley, CB	Buccaneers
Hines Ward, WR	Steelers
Jermaine Wiggins, TE	Panthers
Will Witherspoon, LB	Panthers

\*Injured reserve; \*Practice squad;

and Nokia Sugar Bowl matchups in domed stadiums.

Currently, Georgia is near-perfect at 12-2 in the black footwear. As the Bike-messenger Mars Blackmon once said, "it's the shoes."

## Cash Option

After a two-year mark of 21-5 including Georgia's first SEC title in 20 years, Bulldog coach **Mark Richt** and UGA locked each other up this past summer with annual \$1.5 million contract through 2010. The contract is the longest and richest in Georgia history. The eight-year deal for Richt includes a \$1.5 million buyout for each year left on the contract through 2007 plus an \$800,000 buyout for each of the years from 2008-10.

"This is where I want to be," said Richt. "It (the buyout terms) didn't bother me one bit. I didn't blink an eye. It just says Georgia wants me and I want Georgia. I know I wanted Georgia from Day One. We like it here a lot."

## Serving It Up Family Style, For a Party of Four

There are some familiar names around the Georgia program again this year, as has been the case for several years. The Bulldogs have successfully recruited players whose brothers or fathers have taken the field for the red and black. This year, the four families include:

**BAILEY:** Senior CB Kenny Bailey is a cousin of the Bailey trio of Ronald, Champ and Boss. Ronald, was a CB for the Bulldogs from 1995-97; Champ was a CB from 1996-98 who earned All-America honors and was the No. 1 draft choice of the Washington Redskins in 1999 and made All-Pro by 2000; Boss was a LB from 1998-99, 01-02 who earned All-America honors, led the Bulldogs to the 2002 SEC title and 2nd round draft pick of the Lions. Kenny is a reserve DB and regular on special teams who has appeared in every game this season.

**McCLENDON:** Sophomore WR **Bryan McClendon** is the son of former Georgia standout RB Willie McClendon (1976-78), who was captain of the 1978 squad and the SEC Player-of-the-Year that season. He went on to play professionally with the Bears. Bryan had a career day in the win over Vanderbilt this season, recording six catches for 108 yards.

**TAYLOR:** Sophomore LB **Tony Taylor** is the son of former Georgia standout linebacker Nate Taylor (1979-82) who was a member of the 1980 national championship squad and part of three SEC Championship teams. Tony had a career-high 17 tackles including 12 solo stops in the 29-10 win over MTSU this season.

**TERESHINSKI:** RS-Freshman QB **Joe Tereshinski III** is a third generation Bulldog. His father, Joe Jr. (1974-76), was the starting center on Georgia's 1976 SEC champion Sugar Bowl team while his father, Joe Tereshinski Sr. (1942, '45,'46) was a member of Georgia's 1942 Rose Bowl championship squad as well as the 1946 SEC and Sugar Bowl championships teams.

Joe was a valuable member of the scout team last season as a redshirt. He saw his first action in the 2003 opener against Clemson. Since Oct. 13, he has moved up to the number two quarterback after a season-ending injury to D.J. Shockley.



## Bulldog Bio Additions

**#11 TRA BATTLE, ROV, 5-11, 170:** Born: Jan. 5, 1985...High School: Mary Persons...All-Middle Georgia by the Macon Telegraph as a senior...four-year starter at quarterback and free safety, leading his team to the state playoffs each season...team Defensive MVP as a junior and Overall MVP as a senior...also played basketball and ran track...competed in the state championships in the 300 hurdles, 110 hurdles, 4x100 and 4x400 relays...High School Coach: Steve Chafin...Made Bulldog debut in season opener, 3 tackles for the year.

**#86 MICHAEL DiFIORE, DE, 6-4, 224:** Born: Oct. 5, 1983...High School: Marist...played in the Marist program beginning in the seventh grade, but started at tight end as a senior...High School Coach: Alan Chadwick. College: 2002...Named Scout Team Special Teams Player of the Year...scout team tight end all season...2003...started the year as a scout team offensive lineman, but was moved to defensive end on the Thursday before the Middle Tennessee contest...Made his Bulldog debut against MTSU, saw action in three plays...Registered first two tackles of his career the following week in the win over #25 South Carolina.



# STATISTICAL NOTES

## 2003 Analysis Scoring Drives

- \*31 TDs by the Offense
- \*2 TDs by Special Teams
  - Damien Gary 44-yard kickoff return vs. USC; Thomas Davis 7-yard blocked punt return
- \*2 TD by the Defense
  - Sean Jones 92-yard fumble return vs. #13 Tennessee; Odell Thurman 99-yard interception return vs. Auburn

### TD DRIVES

	TD PLAY	DRIVE
0-10 yards: .....	20	2
11-20 yards: .....	6	2
21-30 yards: .....	3	3
31-40 yards: .....	0	2
41-50 yards: .....	0	2
51-60 yards: .....	1	3
61-70 yards: .....	0	7
71-80 yards: .....	0	5
81-90 yards: .....	0	5
91-99 yards: .....	1	0
<b>Average:</b>	12.4 yds.	54.2 yds.
<b>Shortest:</b>	0 yd. (GT)	2 yds. (VU)
<b>Longest:</b>	93 yds. (LSU)	88 yds. (UK)

### NUMBER OF PLAYS ON TD SCORING DRIVES

- 1: ----- 4
  - 2: ----- 0
  - 3: ----- 3
  - 4: ----- 4
  - 5: ----- 2
  - 6: ----- 5
  - 7: ----- 1
  - 8: ----- 1
  - 9: ----- 2
  - 10: ----- 3
  - 11: ----- 2
  - 12: ----- 2
  - 14: ----- 2
- Avg: 6.6 plays**

### TD DRIVE POSSESSION TIMES

- 0:00-0:30 .....
  - 0:31-1:00 .....
  - 1:01-2:00 .....
  - 2:01-3:00 .....
  - 3:01-4:00 .....
  - 4:01-5:00 .....
  - 5:01-6:00 .....
  - 6:01-7:00 .....
- Average: .... 2:26**  
**Quickest: 0:06**  
 (1 play, 13 yards vs. GT)  
**Longest: .... 6:43**  
 (GT, 11 plays, 68 yards)

## Inside the Red Zone In 2003

	<u>Inside 20</u>	<u>TD%</u>	<u>Score%</u>	<u>TD (Rush/Pass)</u>	<u>FG</u>	<u>*No Points</u>
<b>UGA</b>	54 times	48%	85%	26 (18R, 8P)	20	8 (4MFG, 2D, 1TO, 1P)
<b>%Opp.</b>	22 times	23%	50%	5 (3R, 2P)	6	11 (6TO, 3MFG, 2D)
	<u>Inside 10</u>	<u>TD%</u>	<u>Score%</u>	<u>TD (Rush/Pass)</u>	<u>FG</u>	<u>*No Points</u>
<b>UGA</b>	34 times	65%	91%	22 (17R, 5P)	9	3 (1D, 1TO, 1MFG)
<b>Opp.</b>	13 times	15%	54%	2 (2R)	5	6 (3TO, 2D, 1MFG)

\*No Points due to: BFG=Blocked FG; MFG=Missed FG; TO=Turnover; D=Downs; C=Clock Exp; P=Punt.

**%Georgia leads the SEC in Red Zone Defense with opponents just 11-for-22 when getting inside the 20, surrendering 5 TDs and 6 FGs.** Georgia has forced 6 turnovers (3 fumbles, 3 interceptions), stopped a team on downs twice and there have been four missed field goals.

*However on offense, Georgia ranks 6th in the league with an 85% success rate in Red Zone scoring with 26 TDs and 20 FGs in 54 trips. Since the loss at #11 LSU, the Bulldogs are 33-for-36 in the Red Zone with 19 TDs and 14 FGs.*

#### A look at Georgia's Red Zone Offense:

- @ **Clemson:** 3-for-5 (1 TD, 2 FGs, 2D)
- MTSU:** 5-for-5 (3 TDs, 2 FG)
- #25 USC:** 4-for-4 (3 TDs, 1 FG)
- @ **#11 LSU:** 1-for-3 (FG, Fumble, MFG)
- ALABAMA:** 4-for-4 (FG, 3 TDs)
- @ **#13 Tennessee:** 4-for-4 (3 TDs, 1 FG)

- @ **Vanderbilt:** 4-for-4 (2 TDs, 2 FGs)
- UAB:** 3-for-4 (1 TD, 2 FGs, MFG)
- vs. #23 Florida:** 3-for-4 (2 FG, 1 TD, 1 MFG)
- AUBURN:** 4-for-4 (2 TDs, 2 FGs)
- KENTUCKY:** 6-for-6 (3 TDs, 3 FGs)
- @ **Ga. Tech:** 5-for-6 (3 TDs, 1 FG, 1 Punt)
- vs. #3 LSU:**

### Block Party

Georgia's special teams play has made a dramatic impact in the success of the program under Mark Richt. **Georgia has blocked 8 punts, 7 field goals and 1 PAT in the Richt era.** The Bulldogs have 6 special teams touchdowns in the Richt era plus a safety (after a blocked punt vs. Tennessee in 2002).

**This year Georgia has blocked three field goals and two punts, and they have led to 17 points.** Junior rover **Sean Jones** has two of Georgia's FG blocks in 2003, a 34-yard attempt by

Vanderbilt as time expired in the game and a 48-yard attempt by No. 11 LSU in Baton Rouge. Against Alabama, **Jarrett Berry** blocked a punt and **Thomas Davis** picked it up and returned it 7 yards for a touchdown. Davis blocked a 44-yard attempt by Kentucky and it led to a field goal.

#### Coaching Duties for Special Teams

- Punt Coverage:** David Johnson, Brian VanGorder, Willie Martinez
- Punt Returns/KO Coverage:** Jon Fabris
- KO Returns:** David Johnson, Ken Rucker
- Extra Points/FGs:** Neil Callaway, Rodney Garner and Mike Bobo

The latest block came by **Bryan McClendon** versus Ga. Tech, and it led to an eventual touchdown.

The Bulldogs set a school record by blocking five punts and four field goals in 2002. The nine blocks led to 40 points (5 TDs, 1 FG, 1 Safety, 1 Missed Field Goal and 1 Punt). Five different Bulldogs blocked a punt last season. **Sean Jones** (Northwestern State), **Thomas Davis** (New Mexico State), **Reggie Brown** (Tennessee), **David Pollack** (Vanderbilt) and **Decory Bryant** (Arkansas in the SEC Championship) all blocked a punt in helping Georgia post victories. Also, Pollack blocked a field goal (Alabama). The other three blocked field goals were the result of the high-flying feats of linebacker Boss Bailey (Tennessee, Ole Miss and Georgia Tech). He now suits up for the Detroit Lions after being selected in the 2nd round of the 2003 NFL draft.

