

Game 1

INTRO

NOTEBOOK


COACHES

TIGERS

REVIEW

THE SEASON

HISTORY



UL-LAFAYETTE

3

#8/9 LSU

45



F

Sept. 2, 2006 • Tiger Stadium • Baton Rouge, La. • 92,362

Russell, Defense Dominant In 45-3 Dismantling Of Louisiana-Lafayette

JaMarcus Russell looked to be in mid-season form and the Tiger defense seemed to pick up where last season left off as eighth-ranked LSU rolled to a 45-3 season-opening win over Louisiana-Lafayette. Russell, seeing his first action since the SEC title game a year ago, connected on 13-of-17 passes for 253 yards and threw a career-high three TD passes in the victory, including a 58-yarder to **Brandon LaFell** on LSU's first possession of the contest. Minutes later CB **Jonathan Zenon** returned an interception 20-yards for a touchdown, giving the Tigers a 14-0 lead just five minutes into the game. ULL's only points came early in the second quarter on a field goal as the Tiger defense stretched its streak of not allowing a touchdown to 10 quarters. The Tigers closed out the first half with Russell throwing TD passes to **Early Doucet** and **Dwayne Bowe** as LSU led 28-3 at halftime. **Jacob Hester** and **Alley Broussard** added TD runs in the second half for the Tigers as LSU rolled up 469 yards of offense compared to just eight first downs and 176 yards for the Cajuns. For the contest, LSU's three quarterbacks combined to connect on 17-of-23 passes for 299 yards and three scores, while the Tigers racked up 170 yards on the ground, with Broussard leading the way with 46 yards on eight carries in his first action since a severe knee injury in August 2005.

Scoring

ULL	0	3	0	0	-	3
LSU	14	14	7	10	-	45

LSU	11:30	1Q	B. LaFell 58 pass from J. Russell (David kick)
LSU	9:46	1Q	J. Zenon 20 interception return (David kick)
ULL	11:26	2Q	D. Edmiston 41 FG
LSU	6:42	2Q	E. Doucet 16 pass from J. Russell (David kick)
LSU	0:54	2Q	D. Bowe 28 pass from J. Russell (David kick)
LSU	9:29	3Q	J. Hester 2 run (David kick)
LSU	11:59	4Q	A. Broussard 7 run (David kick)
LSU	4:01	4Q	R. Gaudet 33 FG

Team Stats

	ULL	LSU
FIRST DOWNS	8	24
RUSHING	4	9
PASSING	4	12
PENALTY	0	3
RUSHING ATTEMPTS	35	35
YARDS GAINED RUSHING	124	187
YARDS LOST RUSHING	11	17
NET YARDS RUSHING	113	170
NET YARDS PASSING	63	299
PASSES ATTEMPTED	17	23
PASSES COMPLETED	7	17
HAD INTERCEPTED	2	0
TOTAL OFFENSIVE PLAYS	52	59
TOTAL NET YARDS	176	469
AVERAGE GAIN PER PLAY	3.4	7.9
FUMBLES/LOST	0/0	2/2
PENALTIES/YARDS	9/78	6/55
INTERCEPTIONS/YARDS	0/0	2/33
PUNTS/YARDS	6/246	2/82
AVERAGE PER PUNT	41.0	41.0
PUNT RETURNS/YARDS	0/0	4/29
KICKOFF RETURNS/YARDS	5/75	2/27
POSSESSION TIME	31:31	28:29
THIRD-DOWN CONVERSIONS	2/12	6/11
FOURTH-DOWN CONVERSIONS	1/2	1/1
SACKS BY	1/12	3/5

LSU

RUSHING	Att.	Gain	Lost	Net	TD	Long
Alley Broussard	8	47	1	46	1	19
Charles Scott	5	39	0	39	0	20
Jacob Hester	8	31	0	31	1	8
Matt Flynn	4	36	12	24	0	14
Justin Vincent	8	21	0	21	0	8
Keiland Williams	2	13	0	13	0	10
Ryan Perrilloux	1	0	4	-4	0	0

PASSING	Att.	Comp.	Int.	Yds.	TD	Long	Sacks
JaMarcus Russell	17	13	0	253	3	58	0
Matt Flynn	5	3	0	36	0	17	1
Ryan Perrilloux	1	1	0	10	0	10	0

RECEIVING	No.	Yds.	TD	Long
Dwayne Bowe	4	88	1	32
Craig Davis	4	82	0	29
Early Doucet	3	33	1	16
Jacob Hester	2	1	0	4
Brandon LaFell	1	58	1	58
Justin Vincent	1	14	0	14
Richard Dickson	1	13	0	13
Mit Cole	1	10	0	10

PUNTING	No.	Yds.	Avg.	Long	I20
Chris Jackson	2	82	41.0	43	0

FIELD GOALS	Att.	Made	Long	KICKS
Ryan Gaudet	1	1	33	made: 33

ALL RETURNS	Punts			Kickoffs			Intercepted		
	No.	Yds.	Lg.	No.	Yds.	Lg.	No.	Yds.	Lg.
Early Doucet	0	0	0	2	27	15	0	0	0
Jonathan Zenon	0	0	0	0	0	0	2	33	20
Chevis Jackson	2	15	14	0	0	0	0	0	0
Daniel Francis	1	8	8	0	0	0	0	0	0
Trindon Holliday	1	6	6	0	0	0	0	0	0

UL-LAFAYETTE

RUSHING	Att.	Gain	Lost	Net	TD	Long
Tyrell Fenroy	12	52	0	52	0	17
Deon Wallace	7	28	4	24	0	12
Cheste Johnson	2	13	0	13	0	11
Caleb Rubin	4	10	0	10	0	5
Mic Desormeaux	1	8	0	8	0	8
Abdulle Levier	2	5	0	5	0	3
Chance Roberson	1	1	0	1	0	1
Jerry Babb	6	7	7	0	0	5

PASSING	Att.	Comp.	Int.	Yds.	TD	Long	Sacks
Jerry Babb	17	7	2	63	0	16	3

RECEIVING	No.	Yds.	TD	Long
Derrick Smith	2	23	0	14
Corey Fredrick	1	16	0	16
Cheste Johnson	1	9	0	9
Abdulle Levier	1	8	0	8
Tyrell Fenroy	1	8	0	8

PUNTING	No.	Yds.	Avg.	Long	I20
Brit Framel	6	246	41.0	48	1

FIELD GOALS	Att.	Made	Long	KICKS
Drew Edmiston	2	1	41	made: 41, missed: 35





ARIZONA

3

#8/8 LSU

45

ESPN 2

F

Sept. 9, 2006 • Tiger Stadium • Baton Rouge, La. • 92,221

LSU Overwhelms Arizona, 45-3

LSU struck early and often and never looked back as the Tigers scored on their first possession for the second straight week on their way to a 45-3 win over Arizona. LSU's defense also added first quarter points for the second straight week when **Jonathan Zenon** returned an interception 41 yards for a score, giving LSU a 14-0 lead. The Tigers extended their lead to 24-0 early in the second quarter on a 17-yard run by **Alley Broussard**. LSU extended the lead to 38-0 in the third quarter with a pair of touchdowns in a two minute span, the first coming on a 28-yard run by **Jacob Hester** and the second coming on a 29-yard TD pass from **JaMarcus Russell** to **Dwayne Bowe**. **Charles Scott** capped the LSU scoring midway through the fourth quarter with a 38-yard run. For the game, the Tigers racked up 461 yards of offense compared to just 152 yards for Arizona. Russell threw for 196 yards and two scores, while Hester rushed for 43 yards and a score and caught six passes for 53 yards and a touchdown. Defensively, the Tigers intercepted three passes and forced a fumble in limiting the Wildcats to just three fourth quarter points. LB **Darry Beckwith** led the Tigers with nine tackles and 1.5 sacks, while SS **Jessie Daniels** had five tackles, a tackle for a loss and forced a fumble.

Scoring

Arizona	0	0	0	3	-	3
LSU	17	7	14	7	-	45

LSU	9:17	1Q	C. David 21 FG
LSU	7:44	1Q	J. Zenon 41 interception return (David kick)
LSU	6:17	1Q	J. Hester 5 pass from J. Russell (David kick)
LSU	14:05	2Q	A. Broussard 17 run (David kick)
LSU	7:06	3Q	J. Hester 28 run (David kick)
LSU	5:05	3Q	D. Bowe 29 pass from J. Russell (David kick)
LSU	7:22	4Q	C. Scott 38 run (David kick)
ARIZ	1:06	4Q	N. Folk 22 FG

Team Stats

	ARIZ	LSU
FIRST DOWNS	13	21
RUSHING	5	11
PASSING	7	10
PENALTY	1	0
RUSHING ATTEMPTS	21	38
YARDS GAINED RUSHING	73	241
YARDS LOST RUSHING	38	10
NET YARDS RUSHING	35	231
NET YARDS PASSING	117	230
PASSES ATTEMPTED	36	23
PASSES COMPLETED	16	16
HAD INTERCEPTED	3	1
TOTAL OFFENSIVE PLAYS	57	61
TOTAL NET YARDS	152	461
AVERAGE GAIN PER PLAY	3.2	10.0
FUMBLES/LOST	4/1	2/2
PENALTIES/YARDS	3/14	5/32
INTERCEPTIONS/YARDS	1/1	3/63
PUNTS/YARDS	6/257	1/35
AVERAGE PER PUNT	42.8	35.0
PUNT RETURNS/YARDS	0/0	3/29
KICKOFF RETURNS/YARDS	3/50	0/0
POSSESSION TIME	30:08	29:52
THIRD-DOWN CONVERSIONS	3/15	9/12
FOURTH-DOWN CONVERSIONS	2/2	0/0
SACKS BY	0/0	3/21

LSU

RUSHING	Att.	Gain	Lost	Net	TD	Long
Charles Scott	4	47	0	47	1	38
Jacob Hester	8	43	0	43	1	28
Trindon Holliday	2	38	0	38	0	34
Justin Vincent	8	31	0	31	0	7
Alley Broussard	8	38	8	30	1	17
JaMarcus Russell	4	23	0	23	0	13
Early Doucet	1	10	0	10	0	10
Matt Flynn	1	8	0	8	0	8
Keiland Williams	2	3	2	1	0	3

PASSING	Att.	Comp.	Int.	Yds.	TD	Long	Sacks
JaMarcus Russell	20	13	1	196	2	31	0
Matt Flynn	3	3	0	34	0	22	0

RECEIVING	No.	Yds.	TD	Long
Jacob Hester	6	53	1	17
Dwayne Bowe	3	65	1	29
Early Doucet	2	49	0	31
Craig Davis	2	29	0	15
Jared Mitchell	1	22	0	22
Brandon LaFell	1	9	0	9
Chris Mitchell	1	3	0	3

PUNTING	No.	Yds.	Avg.	Long	I20
Team	1	35	35.0	35	0

FIELD GOALS	Att.	Made	Long	KICKS
Colt David	1	1	21	made: 21

ALL RETURNS	Punts			Kickoffs			Intercepted		
	No.	Yds.	Lg.	No.	Yds.	Lg.	No.	Yds.	Lg.
Craig Steltz	0	0	0	0	0	0	1	19	19
Jonathan Zenon	0	0	0	0	0	0	1	41	0
Chevis Jackson	3	29	13	0	0	0	0	0	0
Laron Landry	0	0	0	0	0	0	1	3	3

ARIZONA

RUSHING	Att.	Gain	Lost	Net	TD	Long
Chris Jennings	8	60	7	53	0	30
Adam Austin	1	4	0	4	0	4
Chris Henry	6	8	6	2	0	3
Willie Tuitama	6	1	25	-24	0	1

PASSING	Att.	Comp.	Int.	Yds.	TD	Long	Sacks
Adam Austin	19	8	1	67	0	19	0
Willie Tuitama	17	8	2	50	0	14	3

RECEIVING	No.	Yds.	TD	Long
Syndric Steptoe	4	26	0	12
Mike Thomas	3	19	0	9
Anthony Johnson	3	13	0	6
Earl Mitchell	2	26	0	14
Brad Wood	1	19	0	19
Brandyn McCall	1	9	0	9
Xavier Smith	1	7	0	7
Chris Henry	1	-2	0	-2

PUNTING	No.	Yds.	Avg.	Long	I20
Nick Folk	6	257	42.8	51	2

FIELD GOALS	Att.	Made	Long	KICKS
Nick Folk	1	1	22	made: 22

INTRO

NOTEBOOK

COACHES


TIGERS

REVIEW

THE SEASON

HISTORY





#6/7 LSU 3

#3/4 AUBURN 7



F

Sept. 16, 2006 • Jordan-Hare Stadium • Auburn, Ala. • 87,451

LSU Loses Defensive Battle to No. 3 Auburn, 7-3

LSU held Auburn to only seven points and just 182 yards of total offense, but it wasn't enough as No. 3 Auburn held off LSU, 7-3, in Jordan-Hare Stadium. Trailing 3-0 late in the third quarter, Auburn used a 12-play, 75-yard drive capped with a one-yard run by QB Brandon Cox to take a 7-3 lead against LSU. That score would hold up as LSU had a last-minute drive stopped at the Auburn four-yard line as time expired. In a game that featured two of the nation's top defenses, LSU took a 3-0 halftime lead when PK **Colt David** drilled a 42-yard field goal as time expired in the second quarter. The David field goal capped a 13-play, 55-yard drive for the Tigers. QB **JaMarcus Russell** highlighted the Tiger offense by completing 20-of-35 passes for 269 yards. LSU, which had 311 yards of total offense in the contest, managed just 42 yards on the ground with RB **Alley Broussard** and **Justin Vincent** each totaling 16 yards rushing. The Tiger defense, led by LB **Darry Beckwith** and DT **Glenn Dorsey**, held Auburn to only 72 yards rushing in the contest. Of its nine possessions, Auburn went three-and-out five times, including all four of its first quarter possessions.

Scoring

LSU	0	3	0	0	-	3
Auburn	0	0	7	0	-	7

LSU	0:00	2Q	C. David 42 FG
AU	4:53	3Q	B. Cox 1 run (J. Vaughn kick)

Team Stats

	LSU	AU
FIRST DOWNS	16	13
RUSHING	3	7
PASSING	12	5
PENALTY	1	1
RUSHING ATTEMPTS	23	38
YARDS GAINED RUSHING	56	113
YARDS LOST RUSHING	14	41
NET YARDS RUSHING	42	72
NET YARDS PASSING	269	110
PASSES ATTEMPTED	37	20
PASSES COMPLETED	20	11
HAD INTERCEPTED	0	1
TOTAL OFFENSIVE PLAYS	60	58
TOTAL NET YARDS	311	182
AVERAGE GAIN PER PLAY	5.2	3.1
FUMBLES/LOST	2/0	0/0
PENALTIES/YARDS	7/50	4/35
INTERCEPTIONS/YARDS	1/16	0/0
PUNTS/YARDS	6/252	6/289
AVERAGE PER PUNT	42.0	48.2
PUNT RETURNS/YARDS	2/19	0/0
KICKOFF RETURNS/YARDS	0/0	1/13
POSSESSION TIME	26:26	33:34
THIRD-DOWN CONVERSIONS	4/13	6/15
FOURTH-DOWN CONVERSIONS	0/2	1/1
SACKS BY	4/29	1/1

LSU

RUSHING	Att.	Gain	Lost	Net	TD	Long
Justin Vincent	6	16	0	16	0	4
Alley Broussard	10	25	9	16	0	9
JaMarcus Russell	4	15	1	14	0	12
Jacob Hester	3	0	4	-4	0	0

PASSING	Att.	Comp.	Int.	Yds.	TD	Long	Sacks
JaMarcus Russell	35	20	0	269	0	37	1
TEAM	2	0	0	0	0	0	0

RECEIVING	No.	Yds.	TD	Long
Craig Davis	7	96	0	21
Early Doucet	4	83	0	37
Dwayne Bowe	4	56	0	21
Jacob Hester	4	27	0	9
Justin Vincent	1	7	0	7

PUNTING	No.	Yds.	Avg.	Long	I20
Chris Jackson	6	252	42.0	52	1

FIELD GOALS	Att.	Made	Long	KICKS
Colt David	1	1	42	made: 42

ALL RETURNS	Punts			Kickoffs			Intercepted		
	No.	Yds.	Lg.	No.	Yds.	Lg.	No.	Yds.	Lg.
Craig Steltz	0	0	0	0	0	0	1	16	16
Chevis Jackson	2	19	12	0	0	0	0	0	0

AUBURN

RUSHING	Att.	Gain	Lost	Net	TD	Long
Kenny Irons	25	82	12	70	0	12
Courtney Taylor	1	11	0	11	0	11
Carl Stewart	2	8	0	8	0	7
Brad Lester	2	0	0	0	0	0
Brandon Cox	8	12	29	-17	1	5

PASSING	Att.	Comp.	Int.	Yds.	TD	Long	Sacks
Brandon Cox	20	11	1	110	0	19	4

RECEIVING	No.	Yds.	TD	Long
Courtney Taylor	3	22	0	10
Prechae Rodriguez	2	16	0	8
Carl Stewart	1	19	0	19
Rod Smith	1	17	0	17
Robert Dunn	1	14	0	14
Gabe McKenzie	1	13	0	13
Cole Bennett	1	7	0	7
Tommy Trott	1	2	0	2

PUNTING	No.	Yds.	Avg.	Long	I20
Kody Bliss	6	289	48.2	62	2

FIELD GOALS	Att.	Made	Long	KICKS
John Vaughn	1	0	0	missed: 26

ALL RETURNS	Punts			Kickoffs			Intercepted		
	No.	Yds.	Lg.	No.	Yds.	Lg.	No.	Yds.	Lg.
Brad Lester	0	0	0	1	13	13	0	0	0





TULANE	7
#10/11 LSU	49
TIGER	F

Sept. 23, 2006 • Tiger Stadium • Baton Rouge, La. • 92,135

Tigers Dominant In All Phases in 49-7 Win Over Tulane

LSU bounced back from its disappointing loss to Auburn a week earlier with a 49-7 victory over Tulane in Tiger Stadium. LSU scored early and often in the contest, building a 14-0 first quarter lead and then stretching it to 28-0 at halftime. **Early Doucet** scored three first half touchdowns, two on passes from **JaMarcus Russell** and the other coming on a 17-yard run. Freshman **Charles Scott** added an eight-yard run to cap the first half scoring for the Tigers. Scott added another scoring run in the third quarter as the Tigers built a 35-0 lead. Scott finished the game with a career-best 101 yards rushing as the Tigers had 201 yards on the ground in the contest. LSU rounded out the scoring with TD runs of seven-yards by **Matt Flynn** and 6-yards by **Jacob Hester**. For the game, LSU limited the Green Wave to just 231 total yards and one fourth quarter touchdown, which came against LSU's defensive backups. Tulane did become the first team in 2006 to surpass the 200-yard mark on the Tigers as the Green Wave eclipsed the mark late in the fourth quarter against LSU defensive reserves. Russell connected on 17-of-23 passes for 198 yards and two TDs. As a team, the Tigers rushed for five scores in the game.

Scoring

Tulane	0	0	0	7	-	7
LSU	14	14	14	7	-	49

LSU	9:28	1Q	E. Doucet 12 pass from J. Russell (David kick)
LSU	6:20	1Q	E. Doucet 17 run (David kick)
LSU	14:32	2Q	C. Scott 8 run (David kick)
LSU	4:25	2Q	E. Doucet 4 pass from J. Russell (David kick)
LSU	8:54	3Q	C. Scott 7 run (David kick)
LSU	5:21	3Q	M. Flynn 5 run (David kick)
LSU	14:53	4Q	J. Hester 6 run (R. Gaudet kick)
TU	3:21	4Q	A. Scelfo 1 run (R. Thevenot kick)

Team Stats

	TU	LSU
FIRST DOWNS	17	21
RUSHING	7	9
PASSING	6	12
PENALTY	4	0
RUSHING ATTEMPTS	35	32
YARDS GAINED RUSHING	144	190
YARDS LOST RUSHING	32	18
NET YARDS RUSHING	112	172
NET YARDS PASSING	110	201
PASSES ATTEMPTED	32	28
PASSES COMPLETED	12	18
HAD INTERCEPTED	2	0
TOTAL OFFENSIVE PLAYS	67	60
TOTAL NET YARDS	231	373
AVERAGE GAIN PER PLAY	3.4	6.2
FUMBLES/LOST	6/1	2/0
PENALTIES/YARDS	3/20	12/90
INTERCEPTIONS/YARDS	0/0	2/76
PUNTS/YARDS	6/216	5/251
AVERAGE PER PUNT	36.0	50.2
PUNT RETURNS/YARDS	4/80	1/7
KICKOFF RETURNS/YARDS	4/69	2/44
POSSESSION TIME	33:05	26:55
THIRD-DOWN CONVERSIONS	6/17	5/10
FOURTH-DOWN CONVERSIONS	0/1	1/1
SACKS BY	1/12	4/27

LSU

RUSHING	Att.	Gain	Lost	Net	TD	Long
Charles Scott	15	105	4	101	2	20
Jacob Hester	4	21	0	21	1	9
Early Doucet	1	17	0	17	1	17
Keiland Williams	5	17	0	17	0	6
Craig Davis	1	8	0	8	0	8
Justin Vincent	2	6	0	6	0	5
Matt Flynn	1	5	0	5	1	5
Quinn Johnson	1	4	0	4	0	4
JaMarcus Russell	2	5	12	-7	0	5

PASSING	Att.	Comp.	Int.	Yds.	TD	Long	Sacks
JaMarcus Russell	23	17	0	198	2	21	1
Matt Flynn	3	1	0	3	0	3	0
Ryan Perrilloux	2	0	0	0	0	0	0
Jimmy Welker	0	0	0	0	0	0	0

RECEIVING	No.	Yds.	TD	Long
Craig Davis	6	86	0	21
Dwayne Bowe	5	49	0	14
Early Doucet	4	36	2	12
Charles Scott	1	16	0	16
Brandon LaFell	1	11	0	11
Jared Mitchell	1	3	0	3

PUNTING	No.	Yds.	Avg.	Long	I20
Chris Jackson	5	251	50.2	58	1

ALL RETURNS	Punts			Kickoffs			Intercepted		
	No.	Yds.	Lg.	No.	Yds.	Lg.	No.	Yds.	Lg.
Early Doucet	0	0	0	1	22	22	0	0	0
Trindon Holliday	0	0	0	1	22	22	0	0	0
Craig Steltz	0	0	0	0	0	0	1	76	76
Chevis Jackson	1	7	7	0	0	0	0	0	0
Danny McCray	0	0	0	0	0	0	1	0	0

TULANE

RUSHING	Att.	Gain	Lost	Net	TD	Long
Ray Boudreaux	6	47	0	47	0	16
Anthony Scelfo	6	41	0	41	1	18
Matt Forte	11	30	5	25	0	19
Jeremy Williams	1	13	0	13	0	13
Ade Tuyo	3	9	0	9	0	4

PASSING	Att.	Comp.	Int.	Yds.	TD	Long	Sacks
Lester Ricard	15	6	0	44	0	14	2
Scott Elliott	13	4	1	48	0	20	2
Anthony Scelfo	4	2	1	27	0	21	0

RECEIVING	No.	Yds.	TD	Long
Preston Brown	3	9	0	4
Jeremy Williams	2	35	0	21
Michael Batiste	2	14	0	8
Brian King	1	20	0	20
Chris Dunn	1	15	0	15
Matt Forte	1	12	0	12
Damarcus Davis	1	9	0	9
Gabe Ratcliff	1	5	0	5

PUNTING	No.	Yds.	Avg.	Long	I20
Barrett Pepper	6	216	36.0	53	0

FIELD GOALS	Att.	Made	Long	KICKS
Ross Thevenot	1	0	0	blocked: 44





MISSISSIPPI STATE 17

#9/10 LSU 48



F

Sept. 30, 2006 • Tiger Stadium • Baton Rouge, La. • 91,960

Russell Passes LSU Past Mississippi State, 48-17

LSU scored touchdowns on its first five possessions, building a 35-0 lead just 20 minutes into the contest as the ninth-ranked Tigers rolled to a 48-17 win over Mississippi State. The game was delayed 52 minutes just after halftime due to lightning. LSU led 35-3 when the game was halted with just over 10 minutes left in the third quarter. **JaMarcus Russell** completed 15 of his first 16 passes on his way to the best passing day of his career. Russell finished 18 of 20 for a career-best 330 yards and 3 TDs. Russell threw first half TD passes of 9, 37, and 6 yards. For the game, the Tigers piled up 446 yards of total offense, including 338 passing and 108 rushing. **Charles Scott**, making his first career start, rushed for 27 yards and 2 TDs for the Tigers. **Jacob Hester** led the Tigers in rushing with 49 yards and 1 TD. **Craig Davis** led LSU in receiving with 6 receptions for 101 yards and a TD, while **Dwayne Bowe** added 5 catches for 95 yards and a score. Defensively, LSU limited State to just 14 yards rushing and 226 yards of offense. LSU sacked MSU quarterbacks five times as the Tigers held the Bulldogs to 3-and-out on five of their seven first half possessions.

Scoring

Mississippi State	0	3	7	7	-	17
LSU	21	14	0	13	-	48

LSU	10:55	1Q	C. Davis 9 pass from J. Russell (David kick)
LSU	6:47	1Q	C. Scott 6 run (David kick)
LSU	3:40	1Q	E. Doucet 37 pass from J. Russell (Jackson kick)
LSU	14:56	2Q	C. Scott 1 run (David kick)
LSU	10:35	2Q	D. Bowe 6 pass from J. Russell (Jackson kick)
MSU	4:50	2Q	A. Carlson 32 FG
MSU	3:07	3Q	D. Pegues 23 interception return (Carlson kick)
LSU	13:01	4Q	J. Hester 5 run (David kick)
MSU	9:57	4Q	T. Burks 46 pass from O. Conner (Carlson kick)
LSU	1:29	4Q	A. Broussard 1 run (pass failed)

Team Stats

	MSU	LSU
FIRST DOWNS	10	22
RUSHING	2	7
PASSING	8	12
PENALTY	0	3
RUSHING ATTEMPTS	21	38
YARDS GAINED RUSHING	45	125
YARDS LOST RUSHING	31	17
NET YARDS RUSHING	14	108
NET YARDS PASSING	212	338
PASSES ATTEMPTED	29	23
PASSES COMPLETED	15	19
HAD INTERCEPTED	1	1
TOTAL OFFENSIVE PLAYS	50	61
TOTAL NET YARDS	226	446
AVERAGE GAIN PER PLAY	4.5	7.3
FUMBLES/LOST	1/0	2/1
PENALTIES/YARDS	9/79	3/37
INTERCEPTIONS/YARDS	1/23	1/0
PUNTS/YARDS	7/309	2/81
AVERAGE PER PUNT	44.1	40.5
PUNT RETURNS/YARDS	1/11	5/49
KICKOFF RETURNS/YARDS	6/113	0/0
POSSESSION TIME	27:29	32:31
THIRD-DOWN CONVERSIONS	2/11	7/9
FOURTH-DOWN CONVERSIONS	0/1	0/0
SACKS BY	1/12	5/22

LSU

RUSHING	Att.	Gain	Lost	Net	TD	Long
Jacob Hester	8	49	0	49	1	23
Alley Broussard	10	29	1	28	1	8
Charles Scott	11	27	0	27	2	6
Matt Flynn	1	8	0	8	0	8
Justin Vincent	5	7	4	3	0	4
Early Doucet	1	2	0	2	0	2
JaMarcus Russell	2	3	12	-9	0	0

PASSING	Att.	Comp.	Int.	Yds.	TD	Long	Sacks
JaMarcus Russell	20	18	0	330	3	55	1
Matt Flynn	3	1	1	8	0	8	0

RECEIVING	No.	Yds.	TD	Long
Craig Davis	6	101	1	30
Dwayne Bowe	5	95	1	41
Early Doucet	5	71	1	37
Richard Dickson	1	55	0	55
Jacob Hester	1	8	0	8
Charles Scott	1	8	0	8

PUNTING	No.	Yds.	Avg.	Long	I20
Chris Jackson	2	81	40.5	54	1

ALL RETURNS	Punts			Kickoffs			Intercepted		
	No.	Yds.	Lg.	No.	Yds.	Lg.	No.	Yds.	Lg.
Chevis Jackson	5	49	22	0	0	0	0	0	0
Craig Steltz	0	0	0	0	0	0	1	0	0

MISSISSIPPI STATE

RUSHING	Att.	Gain	Lost	Net	TD	Long
Anthony Dixon	8	20	0	20	0	5
Arnii Stallworth	4	4	0	4	0	3
Omarr Conner	6	20	17	3	0	19
Justin Williams	1	1	0	1	0	1
Tray Rutland	1	0	5	-5	0	0

PASSING	Att.	Comp.	Int.	Yds.	TD	Long	Sacks
Omarr Conner	28	15	0	212	1	46	4
Tray Rutland	1	0	1	0	0	0	1

RECEIVING	No.	Yds.	TD	Long
Lance Long	5	37	0	15
Tony Burks	4	103	1	46
Arnii Stallworth	3	29	0	16
Casey Rogers	1	22	0	22
Jamaye Smith	1	17	0	17
Joey Sanders	1	4	0	4

PUNTING	No.	Yds.	Avg.	Long	I20
Kody Bliss	6	289	48.2	62	2

FIELD GOALS	Att.	Made	Long	KICKS
Adam Carlson	1	1	32	made: 32

ALL RETURNS	Punts			Kickoffs			Intercepted		
	No.	Yds.	Lg	No.	Yds.	Lg	No.	Yds.	Lg
Derek Pegues	1	11	11	5	88	23	1	23	23
Adron Chambers	0	0	0	1	25	25	0	0	0





#9/10 LSU 10

#5 FLORIDA 23



F

Oct. 7, 2006 • Ben Hill Griffin Stadium • Gainesville, Fla. • 90,714

Special Teams Blunders Doom Tigers in 23-10 Loss to Florida

Fumbles on a punt return and a kickoff return along with a blocked punt were too much for LSU to overcome as the Tigers dropped a 23-10 decision to Florida in Gainesville. In all, LSU turned the ball over five times, including once at the Florida one-yard line, leading to 16 of the Gators' 23 points, including all 14 of their first half points. LSU took the early lead in the contest, scoring on a two-yard pass from **JaMarcus Russell** to **Jacob Hester** midway through the first quarter. The Tigers appeared to be in control of the game after forcing the Gators to punt on their next possession. However, **Chevis Jackson** muffed the punt and Florida recovered at the LSU 19-yard line. The Gators tied the game six plays later. LSU again looked to have regained control of the contest, going 75 yards on 17 plays before a fumble on the center-quarterback exchange at the Florida one-yard line. The Gators took the lead for good just before halftime on a one-yard scoring pass play. LSU then fumbled the second half kickoff resulting in a safety for the Gators. Florida took the ensuing kickoff and went 67 yards on five plays to take a 23-10 lead early in the third quarter. LSU had its chances down the stretch, but interceptions deep in Florida territory, erased those scoring opportunities for the Tigers. Russell finished the game with 228 yards passing and one TD as he connected on 24-of-41 attempts. **Craig Davis** led the Tigers with eight catches for 85 yards, while Hester rushed for 43 yards on nine carries. **LaRon Landry** tallied 12 tackles and blocked a fourth quarter punt to pace a Tiger defense that limited Florida to 288 yards of offense.

Scoring

LSU	7	0	0	3	-	10
Florida	7	7	9	0	-	23

LSU	6:45	1Q	J. Hester 2 pass from J. Russell (David kick)
UF	0:11	1Q	T. Tebow 1 run (Hetland kick)
UF	0:22	2Q	T. Casey 1 pass from T. Tebow (Hetland kick)
UF	14:46	3Q	J. McCollum safety
UF	12:05	3Q	L. Murphy 35 pass from T. Tebow (Hetland kick)
LSU	11:53	4Q	C. David 45 FG

Team Stats

	LSU	UF
FIRST DOWNS	22	14
RUSHING	8	5
PASSING	11	9
PENALTY	3	0
RUSHING ATTEMPTS	25	32
YARDS GAINED RUSHING	92	120
YARDS LOST RUSHING	2	23
NET YARDS RUSHING	90	97
NET YARDS PASSING	228	191
PASSES ATTEMPTED	41	28
PASSES COMPLETED	24	19
HAD INTERCEPTED	3	1
TOTAL OFFENSIVE PLAYS	66	60
TOTAL NET YARDS	318	288
AVERAGE GAIN PER PLAY	4.8	4.8
FUMBLES/LOST	3/2	3/1
PENALTIES/YARDS	5/30	14/102
INTERCEPTIONS/YARDS	1/0	3/13
PUNTS/YARDS	2/27	5/204
AVERAGE PER PUNT	13.5	40.8
PUNT RETURNS/YARDS	3/-10	1/6
KICKOFF RETURNS/YARDS	4/65	2/36
POSSESSION TIME	27:25	32:35
THIRD-DOWN CONVERSIONS	7/13	4/12
FOURTH-DOWN CONVERSIONS	1/1	1/3
SACKS BY	1/9	1/1

LSU

RUSHING	Att.	Gain	Lost	Net	TD	Long
Jacob Hester	9	44	1	43	0	18
JaMarcus Russell	4	20	1	19	0	17
Alley Broussard	8	15	0	15	0	6
Early Doucet	2	12	0	12	0	7
Craig Davis	1	1	0	1	0	1
Justin Vincent	1	0	0	0	0	0

PASSING	Att.	Comp.	Int.	Yds.	TD	Long	Sacks
JaMarcus Russell	41	24	3	228	1	27	1

RECEIVING	No.	Yds.	TD	Long
Craig Davis	8	85	0	27
Dwayne Bowe	6	50	0	11
Early Doucet	5	68	0	25
Jacob Hester	5	25	1	14

PUNTING	No.	Yds.	Avg.	Long	I20
Chris Jackson	1	27	27.0	27	0

FIELD GOALS	Att.	Made	Long	KICKS
Colt David	2	1	45	made: 45, missed: 41

ALL RETURNS	Punts			Kickoffs			Intercepted		
	No.	Yds.	Lg.	No.	Yds.	Lg.	No.	Yds.	Lg.
Early Doucet	0	0	0	4	65	36	0	0	0
Chevis Jackson	2	-19	0	0	0	0	1	0	0
LaRon Landry	1	9	0	0	0	0	0	0	0

FLORIDA

RUSHING	Att.	Gain	Lost	Net	TD	Long
Kestahn Moore	10	36	0	36	0	15
Tim Tebow	9	40	5	35	1	15
Jarred Fayson	3	11	0	11	0	6
Andre Caldwell	2	11	2	9	0	11
Percy Harvin	1	9	0	9	0	9
Jemalle Cornelius	1	7	0	7	0	7
Brandon James	1	0	0	0	0	0
Eric Wilbur	1	0	2	-2	0	0
Chris Leak	3	6	9	-3	0	3


PASSING	Att.	Comp.	Int.	Yds.	TD	Long	Sacks
Chris Leak	26	17	1	155	0	26	1
Tim Tebow	2	2	0	36	2	35	0

RECEIVING	No.	Yds.	TD	Long
Andre Caldwell	5	38	0	17
Dallas Baker	4	46	0	18
Jemalle Cornelius	3	40	0	26
Louis Murphy	2	42	1	35
Percy Harvin	2	18	0	14
Cornelius Ingram	1	6	0	6
Tate Casey	1	1	1	1
Kestahn Moore	1	0	0	0

PUNTING	No.	Yds.	Avg.	Long	I20
Eric Wilbur	4	204	51.0	56	3

FIELD GOALS	Att.	Made	Long	KICKS
Chris Hetland	1	0	--	missed: 36





KENTUCKY 0

#14/16 LSU 49

F

Oct. 14, 2006 • Tiger Stadium • Baton Rouge, La. • 92,148

Offense and Defense Shine in 49-0 Win Over Kentucky

A balanced offense and a stingy defense proved just too much for Kentucky as the Tigers rolled to a 49-0 win over Kentucky in Tiger Stadium. Offensively, the Tigers scored touchdowns on their first four possessions in building a 28-0 halftime lead. **JaMarcus Russell** connected on first half TD passes of seven and 48 yards to **Dwayne Bowe** and **Jacob Hester** added scoring runs of seven and four yards as the Tigers led 28-0 at halftime. In the second half, the Tigers tacked on 14 third quarter points, one coming on a 12-yard run by **Early Doucet** and the other coming on an eight-yard TD pass from **Matt Flynn** to **Bowe**. Flynn finished off the scoring for the Tigers early in the fourth quarter with a two-yard TD pass to **Shawn Jordan**. For the game, LSU racked up a season-best 546 yards (268 rushing, 278 passing), while holding the Wildcats to season lows in points (0), passing yards (166) and total yards (227). For the game, Russell connected on his first 11 passing attempts on his way to completing 15-of-18 for 226 yards and two scores. Bowe led all receivers with six catches for 111 yards and a career-best three TDs, while Hester added 44 rushing yards and two TDs on the ground for the Tigers. DE **Tyson Jackson** led a Tiger defense that pitched their first shutout of the season with three tackles, one sack and his first career interception.

Scoring

Kentucky	0	0	0	0	-	0
LSU	14	14	14	7	-	49

LSU	8:56	1Q	J. Hester 7 run (David kick)
LSU	4:50	1Q	D. Bowe 7 pass from J. Russell (David kick)
LSU	12:55	2Q	J. Hester 4 run (David kick)
LSU	8:59	2Q	D. Bowe 48 pass from J. Russell (David kick)
LSU	12:59	3Q	E. Doucet 12 run (Jackson kick)
LSU	8:28	3Q	D. Bowe 8 pass from M. Flynn (Jackson kick)
LSU	13:05	4Q	S. Jordan 2 pass from M. Flynn (Jackson kick)

Team Stats

	UK	LSU
FIRST DOWNS	14	28
RUSHING	4	13
PASSING	9	13
PENALTY	1	2
RUSHING ATTEMPTS	23	43
YARDS GAINED RUSHING	79	274
YARDS LOST RUSHING	18	6
NET YARDS RUSHING	61	268
NET YARDS PASSING	166	278
PASSES ATTEMPTED	41	25
PASSES COMPLETED	16	19
HAD INTERCEPTED	1	0
TOTAL OFFENSIVE PLAYS	64	68
TOTAL NET YARDS	227	546
AVERAGE GAIN PER PLAY	4.0	11.1
FUMBLES/LOST	2/0	0/0
PENALTIES/YARDS	9/84	8/41
INTERCEPTIONS/YARDS	0/0	1/0
PUNTS/YARDS	7/246	2/77
AVERAGE PER PUNT	35.1	38.5
PUNT RETURNS/YARDS	2/32	3/31
KICKOFF RETURNS/YARDS	6/90	0/0
POSSESSION TIME	28:31	31:29
THIRD-DOWN CONVERSIONS	5/17	4/8
FOURTH-DOWN CONVERSIONS	0/2	1/2
SACKS BY	1/1	2/11

LSU

RUSHING	Att.	Gain	Lost	Net	TD	Long
Charles Scott	9	58	2	56	0	38
Keiland Williams	8	48	1	47	0	18
Jacob Hester	13	45	1	44	2	9
Trindon Holliday	2	34	0	34	0	30
Matt Flynn	3	33	1	32	0	27
Justin Vincent	4	21	1	20	0	12
Ryan Perrilloux	2	17	0	17	0	12
Early Doucet	1	12	0	12	1	12
JaMarcus Russell	1	6	0	6	0	6

PASSING	Att.	Comp.	Int.	Yds.	TD	Long	Sacks
JaMarcus Russell	18	15	0	226	2	48	0
Matt Flynn	7	4	0	52	2	24	1

RECEIVING	No.	Yds.	TD	Long
Dwayne Bowe	6	111	3	48
Craig Davis	4	59	0	32
Early Doucet	4	54	0	22
Jacob Hester	2	19	0	12
Mit Cole	1	18	0	18
Richard Dickson	1	15	0	15
Shawn Jordan	1	2	1	2

PUNTING	No.	Yds.	Avg.	Long	I20
Chris Jackson	2	77	38.5	42	0

FIELD GOALS	Att.	Made	Long	KICKS
Ryan Gaudet	1	1	33	made: 33

ALL RETURNS	Punts			Kickoffs			Intercepted		
	No.	Yds.	Lg.	No.	Yds.	Lg.	No.	Yds.	Lg.
Craig Davis	3	31	27	0	0	0	0	0	0
Tyson Jackson	0	0	0	0	0	0	1	0	0

KENTUCKY

RUSHING	Att.	Gain	Lost	Net	TD	Long
Curtis Pulley	5	33	1	32	0	12
Alfonso Smith	8	22	0	22	0	6
Tony Dixon	7	20	7	13	0	6
Andre Woodson	3	4	10	-6	0	3

PASSING	Att.	Comp.	Int.	Yds.	TD	Long	Sacks
Andre Woodson	37	14	1	151	0	36	1
Curtis Pulley	4	2	0	15	0	9	1

RECEIVING	No.	Yds.	TD	Long
Keenan Burton	7	62	0	36
Dicky Lyons	4	57	0	24
Alfonso Smith	2	28	0	22
Jacob Tamme	1	9	0	9
Curtis Pulley	1	7	0	7
DeMoreo Ford	1	3	0	3

PUNTING	No.	Yds.	Avg.	Long	I20
Tim Masthay	7	246	35.1	51	2

ALL RETURNS	Punts			Kickoffs			Intercepted		
	No.	Yds.	Lg.	No.	Yds.	Lg.	No.	Yds.	Lg.
Keenan Burton	2	32	22	2	28	15	0	0	0
Dicky Lyons	0	0	0	3	51	20	0	0	0
Sam Maxwell	0	0	0	1	11	11	0	0	0





FRESNO STATE

6

#13/14 LSU

38

ESPN2

F

Oct. 21, 2006 • Tiger Stadium • Baton Rouge, La. • 91,833

LSU Defense Shuts Down Fresno State in 38-6 Win in Wet Tiger Stadium

The LSU defense stretched its streak of not allowing a TD to nine straight quarters as the Tigers had little trouble in a 38-6 non-conference win over Fresno State in a wet Tiger Stadium. Despite an afternoon filled with rain and lightning in the Baton Rouge area, the game was delayed just four minutes after the teams mutually agreed upon a 10-minute warm-up. It didn't seem to bother the Tigers as LSU needed only five plays to score its first TD, which came on a 38-yard run by **Trindon Holliday** at the 10:52 mark in the first quarter. LSU's **Craig Davis** followed that with a 77-yard punt return for a TD, giving the Tigers a 14-0 lead just seven minutes into the contest. LSU led 17-3 at halftime. In the second half, **Alley Broussard** scored on a 21-yard run to stretch the margin to 24-6 late in the third quarter. LSU opened the fourth quarter with a 58-yard TD pass from **JaMarcus Russell** to **Dwayne Bowe**, which tied the school record for career receiving TDs at 21. Russell connected with Davis on a 30-yard TD pass four minutes later to cap the scoring for the Tigers. For the game, LSU gained 394 yards of offense, while holding Fresno State to just 211 yards and only 11 first downs. Russell paced the Tigers by connecting on 15-of-19 passes for 210 yards and two TDs, while Broussard rushed for 67 yards and one score. Defensively, LB **Darry Beckwith** and S **Craig Steltz** each had 11 tackles for the Tigers, while LB **Ali Highsmith** added 8 tackles and a pair of sacks.

Scoring

Fresno State	0	3	3	0	-	6
LSU	14	3	7	14	-	38

LSU	10:52	1Q	T. Holliday 38 run (David kick)
LSU	9:17	1Q	C. Davis 77 punt return (David kick)
FSU	6:19	2Q	C. Stitser 35 FG
LSU	2:21	2Q	C. Davis 44 FG
FSU	8:30	3Q	C. Stitser 29 FG
LSU	5:40	3Q	A. Broussard 21 run (David kick)
LSU	13:13	4Q	D. Bowe 58 pass from J. Russell (David kick)
LSU	9:28	4Q	C. Davis 30 pass from J. Russell (David kick)

Team Stats

	FSU	LSU
FIRST DOWNS	11	18
RUSHING	5	10
PASSING	6	7
PENALTY	0	1
RUSHING ATTEMPTS	33	32
YARDS GAINED RUSHING	102	220
YARDS LOST RUSHING	25	36
NET YARDS RUSHING	77	184
NET YARDS PASSING	134	210
PASSES ATTEMPTED	20	19
PASSES COMPLETED	13	15
HAD INTERCEPTED	0	0
TOTAL OFFENSIVE PLAYS	53	51
TOTAL NET YARDS	211	394
AVERAGE GAIN PER PLAY	4.0	7.7
FUMBLES/LOST	1/0	1/0
PENALTIES/YARDS	5/44	4/23
INTERCEPTIONS/YARDS	0/0	0/0
PUNTS/YARDS	8/334	4/159
AVERAGE PER PUNT	41.8	39.8
PUNT RETURNS/YARDS	1/19	3/77
KICKOFF RETURNS/YARDS	7/127	1/26
POSSESSION TIME	32:33	27:27
THIRD-DOWN CONVERSIONS	1/12	3/9
FOURTH-DOWN CONVERSIONS	0/1	1/1
SACKS BY	3/20	4/19

LSU

RUSHING	Att.	Gain	Lost	Net	TD	Long
Alley Broussard	5	67	0	67	1	38
Trindon Holliday	3	58	0	58	1	38
Kieland Williams	6	51	0	51	0	30
Jacob Hester	5	16	4	12	0	7
Matt Flynn	1	11	0	11	0	11
Charles Scott	2	7	0	7	0	4
Early Doucet	1	5	0	5	0	5
Quinn Johnson	1	2	0	2	0	2
Craig Davis	1	0	2	-2	0	0
Justin Vincent	1	0	3	-3	0	0
JaMarcus Russell	5	3	26	-23	0	3

PASSING	Att.	Comp.	Int.	Yds.	TD	Long	Sacks
JaMarcus Russell	19	15	0	210	2	58	3

RECEIVING	No.	Yds.	TD	Long
Dwayne Bowe	4	106	1	58
Craig Davis	4	57	1	30
Jacob Hester	4	38	0	19
Early Doucet	2	9	0	9
Charles Scott	1	0	0	0

PUNTING	No.	Yds.	Avg.	Long	I20
Chris Jackson	4	159	39.8	50	1

FIELD GOALS	Att.	Made	Long	KICKS
Colt David	1	1	44	made: 44

ALL RETURNS	Punts	Kickoffs	Intercepted
	No. Yds. Lg.	No. Yds. Lg.	No. Yds. Lg.
Craig Davis	3 77 77	0 0 0	0 0 0
Early Doucet	0 0 0	1 26 26	0 0 0

FRESNO STATE

RUSHING	Att.	Gain	Lost	Net	TD	Long
Dwayne Wright	15	43	1	42	0	17
Lonyae Miller	7	35	0	35	0	12
Marlon Moore	1	4	0	4	0	4
Nate Adams	1	3	0	3	0	3
Paul Williams	2	6	5	1	0	6
Sean Norton	7	11	19	-8	0	5

PASSING	Att.	Comp.	Int.	Yds.	TD	Long	Sacks
Sean Norton	20	13	0	134	0	33	4


RECEIVING	No.	Yds.	TD	Long
Dwayne Wright	5	55	0	29
Paul Williams	3	58	0	33
Chastin West	3	4	0	2
Isaac Kinter	1	19	0	19
Bear Pascoe	1	-2	0	0

PUNTING	No.	Yds.	Avg.	Long	I20
K. Zimmerman	8	334	41.8	54	2

FIELD GOALS	Att.	Made	Long	KICKS
Clint Stitser	2	2	35	made: 35, 29

ALL RETURNS	Punts	Kickoffs	Intercepted
	No. Yds. Lg.	No. Yds. Lg.	No. Yds. Lg.
Chastin West	0 0 0	5 94 20	0 0 0
T. Shamblee	0 0 0	1 18 18	0 0 0
Clifton Smith	1 19 19	0 0 0	0 0 0
Marlon Moore	0 0 0	1 15 15	0 0 0





#13 LSU 28

#8 TENNESSEE 24



F

Nov. 4, 2006 • Neyland Stadium • Knoxville, Tenn. • 106,333

Russell's Last Minute Heroics Leads Tigers Past Tennessee, 28-24

LSU QB **JaMarcus Russell** connected with **Early Doucet** on a four-yard TD pass with nine seconds left to lift the 13th-ranked Tigers to a 28-24 come-from-behind win over No. 8 Tennessee. The win was only the second ever for LSU in Knoxville and the first since a 34-9 victory in 1988. Trailing 24-21 with just over seven minutes left in the contest, Russell engineered a 15-play, 80-yard scoring drive, which included converting on a fourth-and-8 situation, to lead the Tigers to the victory. The victory came despite a fourth quarter that saw the Tigers lose a pair of turnovers as well as a 21-17 lead. Tennessee took a 24-21 lead at the 7:29 mark following a Dwayne Bowe fumble at the UT 46-yard line. On UT's first play following the turnover, Jonathan Crompton completed a 54-yard TD pass to Robert Meacham. The Tigers controlled the contest early, taking a 7-0 lead early in the second quarter on a 23-yards pass from Russell to **Craig Davis**. Tennessee added 10 second quarter points to take a 10-7 lead at halftime. Tennessee scored its 17th unanswered point just two minutes into the third quarter when Demetrice Morley returned an interception 31-yard for a TD, giving the Vols a 17-7 lead. LSU didn't fold, however, as the Tigers responded with a 10-play, 77-yard drive to pull to within 17-14 on a five-yard pass from Russell to **Dwayne Bowe**. The Tigers then took the lead on their next possession as **Keiland Williams** raced seven-yards for a score, putting LSU up 21-17 with just under three minutes left in the quarter to setup the fourth quarter fireworks between the teams. For the game, the Tigers racked up 478 yards compared to just 248 for the Vols as LSU had 41 minutes of possession time to UT's 19 minutes. Russell led the Tigers with 247 yards passing and three TDs. He also added 71 yards rushing on seven carries. Doucet led all LSU receivers with eight catches for 73 yards and the game-winning TD.

Scoring

LSU	0	7	14	7	-	28
Tennessee	0	10	7	7	-	24

LSU	14:32	2Q	C. Davis 23 pass from J. Russell (David kick)
UT	4:38	2Q	Meacham 37 pass from Crompton (Wilhoit kick)
UT	0:03	2Q	J. Wilhoit 24 FG
UT	13:41	3Q	D. Morely 31 interception return (Wilhoit kick)
LSU	9:38	3Q	D. Bowe 5 pass from J. Russell (David kick)
LSU	2:57	3Q	K. Williams 7 run (David kick)
UT	7:29	4Q	Meacham 54 pass from Crompton (Wilhoit kick)
LSU	0:09	4Q	E. Doucet 4 pass from J. Russell (David kick)

Team Stats

	LSU	UT
FIRST DOWNS	28	11
RUSHING	16	4
PASSING	12	6
PENALTY	0	1
RUSHING ATTEMPTS	45	20
YARDS GAINED RUSHING	259	79
YARDS LOST RUSHING	28	17
NET YARDS RUSHING	231	62
NET YARDS PASSING	247	186
PASSES ATTEMPTED	36	30
PASSES COMPLETED	24	12
HAD INTERCEPTED	3	1
TOTAL OFFENSIVE PLAYS	81	50
TOTAL NET YARDS	478	248
AVERAGE GAIN PER PLAY	5.9	5.0
FUMBLES/LOST	2/1	2/0
PENALTIES/YARDS	9/58	1/15
INTERCEPTIONS/YARDS	1/-7	3/73
PUNTS/YARDS	2/104	5/239
AVERAGE PER PUNT	52.0	47.8
PUNT RETURNS/YARDS	1/4	1/4
KICKOFF RETURNS/YARDS	2/34	1/19
POSSESSION TIME	41:06	18:54
THIRD-DOWN CONVERSIONS	8/14	5/13
FOURTH-DOWN CONVERSIONS	3/3	0/0
SACKS BY	2/15	2/16

LSU

RUSHING	Att.	Gain	Lost	Net	TD	Long
JaMarcus Russell	7	82	11	71	0	34
Keiland Williams	17	63	10	53	1	14
Jacob Hester	6	52	0	52	0	17
Trindon Holliday	3	26	0	26	0	14
Chris Jackson	1	18	0	18	0	18
Alley Broussard	7	13	1	12	0	3
Early Doucet	1	1	0	1	0	1
Justin Vincent	1	0	0	0	0	0
Matt Flynn	2	4	6	-2	-	4

PASSING	Att.	Comp.	Int.	Yds.	TD	Long	Sacks
JaMarcus Russell	36	24	3	247	3	36	1
Matt Flynn	0	0	0	0	0	0	1

RECEIVING	No.	Yds.	TD	Long
Early Doucet	8	73	1	14
Dwayne Bowe	6	89	1	36
Craig Davis	3	42	1	23
Keiland Williams	2	14	0	12
Richard Dickson	2	12	0	9
Jacob Hester	2	9	0	6
Justin Vincent	1	8	0	8

PUNTING	No.	Yds.	Avg.	Long	I20
Chris Jackson	2	105	52.0	55	1

FIELD GOALS	Att.	Made	Long	KICKS
Colt David	1	0	--	missed: 52

ALL RETURNS	Punts			Kickoffs			Intercepted		
	No.	Yds.	Lg.	No.	Yds.	Lg.	No.	Yds.	Lg.
Early Doucet	0	0	0	1	14	14	0	0	0
Craig Davis	1	4	4	0	0	0	0	0	0
Darry Beckwith	0	0	0	0	0	0	1	-7	0
Jared Mitchell	0	0	0	1	20	20	0	0	0

TENNESSEE

RUSHING	Att.	Gain	Lost	Net	TD	Long
Arian Foster	10	46	2	44	0	22
Jonathan Crompton	6	27	5	22	0	11
Montario Hardesty	2	5	0	5	0	3
Robert Meacham	1	1	0	1	0	1
Erik Ainge	1	0	10	-10	0	0

PASSING	Att.	Comp.	Int.	Yds.	TD	Long	Sacks
Jonathan Crompton	24	11	1	183	2	54	1
Erik Ainge	6	1	0	3	0	3	1

RECEIVING	No.	Yds.	TD	Long
Robert Meacham	5	121	2	54
Jayson Swain	3	26	0	15
Chris Brown	2	11	0	6
Brad Cottam	1	25	0	25
Lucas Taylor	1	3	0	3

PUNTING	No.	Yds.	Avg.	Long	I20
Britton Colquitt	5	239	47.8	59	1

FIELD GOALS	Att.	Made	Long	KICKS
James Wilhoit	2	1	24	made: 24; missed: 46

ALL RETURNS	Punts			Kickoffs			Intercepted		
	No.	Yds.	Lg.	No.	Yds.	Lg.	No.	Yds.	Lg.
Ja'Kouri Williams	0	0	0	1	19	19	0	0	0
Demetrice Morley	0	0	0	0	0	0	1	31	31
Antwan Stewart	0	0	0	0	0	0	1	12	12
Jonathan Hefney	0	0	0	0	0	0	1	30	30





ALABAMA

14

#12 LSU

28

ESPN

F

Nov. 11, 2006 • Tiger Stadium • Baton Rouge, La. • 92,588

LSU Uses Balanced Attack in 28-14 Win Over Alabama

LSU scored on its first three possessions in building a 21-7 lead just 16 minutes into the contest as the Tigers went on to a 28-14 win over Alabama in Tiger Stadium. The win was the fourth straight for the Tigers in the series against the Crimson Tide. LSU wasted little time in getting on the board as the Tigers went 73 yards on five plays capped with a 38-yard TD run by **Keiland Williams** to take a 7-0 lead at the 13:34 mark in the first quarter. **JaMarcus Russell** connected with **Early Doucet** on a 30-yard TD pass just six minutes later to stretch the lead to 14-0. After an Alabama TD, the Tigers scored on their third straight possession when Russell hit **Dwayne Bowe** with a 19-yard TD pass to run the advantage to 21-7 at the 13:33 mark in the second quarter. Alabama scored four minutes later to cut the deficit to 21-14. The Crimson Tide had a chance to pull closer just before halftime, but LSU's **Chase Pittman** recovered a Bama fumble at the 18-yard line with 19 seconds left in the second quarter. LSU increased its lead to 28-14 on its first possession of the second half when Russell hit **Jacob Hester** with a 17-yard TD pass. LSU's defense then took over as they held the Crimson Tide to only 126 yards in the second half. Russell paced a balanced offensive attack for the Tigers as he connected on 18-of-21 passes for 207 yards and three scores. Williams led a Tiger rushing attack that accounted for 211 yards by gaining 79 yards and one TD. Hester added 64 yards rushing and another 25 yards and one TD receiving on four catches. Doucet caught seven passes for a career-best 101 yards and one score. **Craig Steltz** led a Tiger defense with nine tackles, while LB **Ali Highsmith** added eight tackles and a tackle for a loss.

Scoring

Alabama	7	7	0	0	-	14
LSU	14	7	7	0	-	28

LSU	13:34	1Q	K. Williams 38 run (David kick)
LSU	7:33	1Q	E. Doucet 30 pass from J. Russell (David kick)
UA	3:37	1Q	K. Darby 29 pass from J. Wilson (Christensen kick)
LSU	13:33	2Q	D. Bowe 19 pass from J. Russell (David kick)
AU	9:04	2Q	N. Stober 9 pass from J. Wilson (Christensen kick)
LSU	7:14	3Q	J. Hester 17 pass from J. Russell (David kick)

Team Stats

	UA	LSU
FIRST DOWNS	23	20
RUSHING	6	13
PASSING	13	7
PENALTY	4	0
RUSHING ATTEMPTS	28	34
YARDS GAINED RUSHING	107	236
YARDS LOST RUSHING	29	25
NET YARDS RUSHING	78	211
NET YARDS PASSING	291	207
PASSES ATTEMPTED	36	21
PASSES COMPLETED	22	18
HAD INTERCEPTED	1	0
TOTAL OFFENSIVE PLAYS	64	55
TOTAL NET YARDS	369	418
AVERAGE GAIN PER PLAY	5.8	7.6
FUMBLES/LOST	1/1	0/0
PENALTIES/YARDS	5/45	7/61
INTERCEPTIONS/YARDS	0/0	1/0
PUNTS/YARDS	4/150	5/167
AVERAGE PER PUNT	37.5	41.8
PUNT RETURNS/YARDS	3/12	2/-1
KICKOFF RETURNS/YARDS	3/56	2/42
POSSESSION TIME	31:08	28:52
THIRD-DOWN CONVERSIONS	3/11	3/10
FOURTH-DOWN CONVERSIONS	1/1	3/3
SACKS BY	1/17	4/25

LSU

RUSHING	Att.	Gain	Lost	Net	TD	Long
Keiland Williams	9	79	0	79	1	38
Jacob Hester	9	71	7	64	0	27
JaMarcus Russell	7	53	17	6	0	25
Alley Broussard	8	30	1	29	0	16
Trindon Holliday	1	3	0	3	0	3

PASSING	Att.	Comp.	Int.	Yds.	TD	Long	Sacks
JaMarcus Russell	21	18	0	207	3	30	1

RECEIVING	No.	Yds.	TD	Long
Early Doucet	7	101	1	30
Dwayne Bowe	5	71	1	20
Jacob Hester	4	25	1	17
Keiland Williams	1	6	0	6
Brandon LaFell	1	4	0	4

PUNTING	No.	Yds.	Avg.	Long	I20
Chris Jackson	4	167	41.8	44	0

ALL RETURNS	Punts			Kickoffs			Intercepted		
	No.	Yds.	Lg.	No.	Yds.	Lg.	No.	Yds.	Lg.
Early Doucet	1	-1	1	0	0	0	0	0	0
Chevis Jackson	0	0	0	0	0	0	1	0	0
Trindon Holliday	0	0	0	2	42	27	0	0	0

ALABAMA

RUSHING	Att.	Gain	Lost	Net	TD	Long
Kenneth Darby	13	37	1	36	0	9
Jimmy Johns	4	25	0	25	0	14
Le'Ron McClain	2	11	0	11	0	10
Tim Castille	2	4	0	4	0	3
John Parker Wilson	7	30	28	2	0	15

PASSING	Att.	Comp.	Int.	Yds.	TD	Long	Sacks
John Parker Wilson	35	22	1	291	2	41	4
Keith Brown	1	0	0	0	0	0	0

RECEIVING	No.	Yds.	TD	Long
DJ Hall	8	142	0	41
Will Oakley	4	51	0	23
Keith Brown	3	31	0	15
Kenneth Darby	2	32	1	29
Matt Caddell	2	14	0	12
Travis McCall	1	8	0	8
Tim Castille	1	7	0	7
Nikita Stover	1	6	1	6

PUNTING	No.	Yds.	Avg.	Long	I20
P.J. Fitzgerald	4	150	37.5	49	1

FIELD GOALS	Att.	Made	Long	KICKS
J. Christensen	2	0	--	missed: 49, 40

ALL RETURNS	Punts			Kickoffs			Intercepted		
	No.	Yds.	Lg.	No.	Yds.	Lg.	No.	Yds.	Lg.
Javier Arenas	3	12	6	3	56	23	0	0	0



OLE MISS

20

#8 LSU

23



F/OT

Nov. 18, 2006 • Tiger Stadium • Baton Rouge, La. • 92,449



LSU Rallies From 13-Point Fourth Quarter Deficit To Beat Ole Miss, 23-20, In OT

LSU rallied from a 13-point fourth quarter deficit to post a 23-20 overtime win over Ole Miss. LSU PK **Colt David** clinched the comeback victory for the Tigers with a 26-yard field goal in overtime. David's game-winning points came after the Tigers recovered an Ole Miss fumble on its overtime possession. Trailing 20-7 with just over 10 minutes left, the Tigers cut the deficit to 20-14 at the 8:46 mark when **JaMarcus Russell** connected with **Early Doucet** on a 4-yard TD pass. The Tigers forced Ole Miss to punt on its next two possessions, the second of which had LSU start its potential game-winning possession at the 50-yard line. From there, Russell marched the Tigers to 50 yards in 11 plays, capped with a 5-yard TD pass to **Dwayne Bowe** on fourth down with 14 seconds to play. With the game tied at 20-20, Ole Miss blocked the David PAT to send the contest to overtime. LSU took a 7-0 first quarter lead when Russell hit Bowe with a 13-yard TD pass. Ole Miss then scored 20 unanswered points to take its biggest lead, 20-7, on a 45-yard field goal by Joshua Shene late in the third quarter. Ole Miss led 14-7 at halftime, marking the first time this year that the Tigers trailed at halftime at home. For the game, the Tigers held the Rebels to only 195 yards of total offense (100 rushing, 95 passing). Russell paced the Tigers by connecting on 20 of 36 passes for 223 yards and 3 scores. **Jacob Hester** led the Tigers with 42 yards rushing, while Bowe caught 7 passes for 64 yards and 2 scores. DT **Glenn Dorsey** and LB **Jacob Cutrera** each had 11 tackles, while DB Daniel Francis had 2 sacks and forced a fumble to pace the Tigers defense.

Scoring

Ole Miss	0	14	6	0	0	-	20
LSU	0	7	0	13	3	-	23

LSU	13:55	2Q	D. Bowe 13 pass from J. Russell (David kick)
UM	9:55	2Q	B. Hall 22 pass from B. Schaeffer (Shene kick)
UM	6:57	2Q	BJ Green-Ellis 1 run (Shene kick)
UM	12:12	3Q	J. Shene 38 FG
UM	1:05	3Q	J. Shene 45 FG
LSU	8:46	4Q	E. Doucet 4 pass from J. Russell (David kick)
LSU	0:14	4Q	D. Bowe 5 pass from J. Russell (kicked blocked)
LSU	0:00	OT	C. David 26 FG

Team Stats

	UM	LSU
FIRST DOWNS	13	17
RUSHING	7	8
PASSING	5	8
PENALTY	1	1
RUSHING ATTEMPTS	44	32
YARDS GAINED RUSHING	131	127
YARDS LOST RUSHING	31	36
NET YARDS RUSHING	100	91
NET YARDS PASSING	95	217
PASSES ATTEMPTED	20	35
PASSES COMPLETED	9	19
HAD INTERCEPTED	0	0
TOTAL OFFENSIVE PLAYS	64	67
TOTAL NET YARDS	195	308
AVERAGE GAIN PER PLAY	3.0	4.6
FUMBLES/LOST	1/1	2/1
PENALTIES/YARDS	8/55	6/60
INTERCEPTIONS/YARDS	0/0	0/0
PUNTS/YARDS	4/134	4/152
AVERAGE PER PUNT	33.5	38.0
PUNT RETURNS/YARDS	2/14	2/11
KICKOFF RETURNS/YARDS	4/155	2/6
POSSESSION TIME	33:35	26:25
THIRD-DOWN CONVERSIONS	6/17	6/14
FOURTH-DOWN CONVERSIONS	2/3	1/2
SACKS BY	3/26	4/25

LSU

RUSHING	Att.	Gain	Lost	Net	TD	Long
Jacob Hester	12	42	0	42	0	10
Justin Vincent	7	40	1	39	0	20
Trindon Holliday	2	3	1	2	0	3
JaMarcus Russell	7	34	32	2	0	15
Alley Broussard	2	2	1	1	0	2

PASSING	Att.	Comp.	Int.	Yds.	TD	Long	Sacks
JaMarcus Russell	35	19	0	217	3	42	3

RECEIVING	No.	Yds.	TD	Long
Dwayne Bowe	7	64	2	18
Early Doucet	6	73	1	42
Craig Davis	5	77	0	24
Jacob Hester	1	8	0	8
Richard Dickson	1	1	0	1

PUNTING	No.	Yds.	Avg.	Long	I20
Chris Jackson	4	152	38.0	50	1

FIELD GOALS	Att.	Made	Long	KICKS
Colt David	2	1	26	made: 26; missed: 48

Punts	No.	Yds.	Lg.	Kickoffs	No.	Yds.	Lg.	Intercepted	No.	Yds.	Lg.
Craig Davis	2	11	7	0	0	0	0	0	0	0	0
Trindon Holliday	0	0	0	1	6	6	0	0	0	0	0

OLE MISS

RUSHING	Att.	Gain	Lost	Net	TD	Long
BJ Green-Ellis	28	99	3	96	1	13
Mico McSwain	2	8	0	8	0	6
Bruce Hall	1	6	0	6	0	6
Jamarca Sanford	1	3	0	3	0	3
Mike Wallace	1	2	0	2	0	2
Brent Schaeffer	9	13	16	-3	0	5
Seth Adams	2	0	12	-12	0	0

PASSING	Att.	Comp.	Int.	Yds.	TD	Long	Sacks
Brent Schaeffer	14	6	0	72	1	22	2
Seth Adams	5	3	0	23	0	11	2


RECEIVING	No.	Yds.	TD	Long
Mike Wallace	4	35	0	19
Bruce Hall	1	22	1	22
BJ Green-Ellis	1	19	0	19
Lawrence Lilly	1	11	0	11
Robert Lane	1	7	0	7
Marshay Green	1	1	0	1

PUNTING	No.	Yds.	Avg.	Long	I20
Rob Park	4	134	33.5	41	1

FIELD GOALS	Att.	Made	Long	KICKS
Joshua Shene	3	2	45	made: 38, 45; missed: 37

Punts	No.	Yds.	Lg.	Kickoffs	No.	Yds.	Lg.	Intercepted	No.	Yds.	Lg.
Marshay Green	2	14	14	2	115	62	0	0	0	0	0
Mico McSwain	0	0	0	2	40	21	0	0	0	0	0





#9 LSU

31

#5 ARKANSAS

26



F

Nov. 24, 2006 • War Memorial Stadium • Little Rock, Ark. • 55,833

Holliday's Kickoff Return For TD Helps LSU Hold Off Arkansas, 31-26

Trindon Holliday returned a kickoff 92 yards for a touchdown early in the fourth quarter as LSU held off a furious rally by fifth-ranked Arkansas to post a 31-26 win over the fifth-ranked Razorbacks. Holliday's kickoff return came just seconds after Arkansas' Darren McFadden went 80 yards for a score to pull the Hogs to within 24-19 with 10:31 to play. Holliday's return stretched the margin to 31-19 at the 10:14 mark. The Hogs pulled to within 31-26 with 4:53 left on a five-yard run by Felix Jones, but that was as close as they would get as the Tiger defense stopped Arkansas on four downs with less than two minutes left in the contest to seal the win. Arkansas opened the contest with a six-play, 80-yard drive to take a 7-0 lead just three minutes into the contest on a one-yard run by McFadden. The Tigers then responded with back-to-back scores as LSU took a 14-6 lead early in the second quarter on a 47-yard reception by **Craig Davis**. LSU led 14-12 at halftime. In the second half, the Tigers stretched the margin to 17-12 on a 27-yard field goal by **Colt David**. The Tigers then increased the lead to 24-12 on a seven-yard TD pass from **JaMarcus Russell** to **Early Doucet** with 10:59 left in the contest. That score set off a chain of events that saw the two teams score three touchdowns in a span of 45 seconds. The Doucet TD was followed by the 80-yard run by McFadden just 28 seconds later, which was then answered by Holliday's 92-yard kickoff return, just 17 seconds later. For the game, Russell connected on 14-of-22 passes for 210 yards and two scores, while McFadden led the Hogs with 182 yards a two TDs. LSU gave up a season-high 298 yards rushing, but limited Arkansas to only 62 yards passing.

Scoring

LSU	7	7	3	14	-	31
Arkansas	6	6	0	14	-	26

UA	12:30	1Q	D. McFadden 1 run (kick failed)
LSU	4:51	1Q	K. Williams 29 run (David kick)
LSU	10:55	2Q	C. Davis 47 pass from J. Russell (David kick)
UA	7:07	2Q	M. Monk 21 pass from C. Dick (pass failed)
LSU	7:24	3Q	C. David 27 FG
LSU	10:59	4Q	E. Doucet 7 pass from J. Russell (David kick)
UA	10:31	4Q	D. McFadden 80 run (Davis kick)
LSU	10:14	4Q	T. Holliday 92 kickoff return (David kick)
UA	4:53	4Q	F. Jones 5 run (Davis kick)

Team Stats

	LSU	UA
FIRST DOWNS	15	16
RUSHING	6	13
PASSING	8	2
PENALTY	1	1
RUSHING ATTEMPTS	36	39
YARDS GAINED RUSHING	139	324
YARDS LOST RUSHING	21	26
NET YARDS RUSHING	118	298
NET YARDS PASSING	210	62
PASSES ATTEMPTED	22	20
PASSES COMPLETED	14	5
HAD INTERCEPTED	0	1
TOTAL OFFENSIVE PLAYS	58	59
TOTAL NET YARDS	328	360
AVERAGE GAIN PER PLAY	5.7	6.1
FUMBLES/LOST	2/2	0/0
PENALTIES/YARDS	2/25	8/55
INTERCEPTIONS/YARDS	1/23	0/0
PUNTS/YARDS	4/168	5/186
AVERAGE PER PUNT	42.0	37.2
PUNT RETURNS/YARDS	1/19	0/0
KICKOFF RETURNS/YARDS	1/92	3/82
POSSESSION TIME	33:32	26:28
THIRD-DOWN CONVERSIONS	5/12	7/14
FOURTH-DOWN CONVERSIONS	0/0	0/2
SACKS BY	2/21	2/14

LSU

RUSHING	Att.	Gain	Lost	Net	TD	Long
Keiland Williams	13	70	2	68	1	29
Alley Broussard	8	37	0	37	0	9
Jacob Hester	6	18	0	18	0	7
Justin Vincent	2	6	0	6	0	6
JaMarcus Russell	4	8	14	-6	0	5

PASSING	Att.	Comp.	Int.	Yds.	TD	Long	Sacks
JaMarcus Russell	22	14	0	210	2	47	2

RECEIVING	No.	Yds.	TD	Long
Dwayne Bowe	5	68	0	22
Craig Davis	3	72	1	47
Jacob Hester	3	44	0	38
Justin Vincent	1	25	0	25
Early Doucet	1	7	1	7
Keiland Williams	1	-6	0	0

PUNTING	No.	Yds.	Avg.	Long	I20
Chris Jackson	4	168	42.0	53	0

FIELD GOALS	Att.	Made	Long	KICKS
Colt David	1	1	27	made: 27

ALL RETURNS	Punts			Kickoffs			Intercepted		
	No.	Yds.	Lg.	No.	Yds.	Lg.	No.	Yds.	Lg.
Craig Davis	1	19	19	0	0	0	0	0	0
LaRon Landry	0	0	0	0	0	0	1	23	23
Trindon Holliday	0	0	0	1	92	92	0	0	0

ARKANSAS

RUSHING	Att.	Gain	Lost	Net	TD	Long
Darren McFadden	21	182	0	182	2	80
Felix Jones	16	142	5	137	1	40
Casey Dick	2	0	21	-21	0	0

PASSING	Att.	Comp.	Int.	Yds.	TD	Long	Sacks
Casey Dick	17	3	1	29	1	21	2
Darren McFadden	2	2	0	33	0	28	0
Robert Johnson	1	0	0	0	0	0	00

RECEIVING	No.	Yds.	TD	Long
Robert Johnson	1	28	0	28
Marcus Monk	1	21	1	21
Darren McFadden	1	7	0	7
Casey Dick	1	5	0	5
Farod Jackson	1	1	0	1

PUNTING	No.	Yds.	Avg.	Long	I20
Jacob Skinner	5	186	37.2	50	2

ALL RETURNS	Punts			Kickoffs			Intercepted		
	No.	Yds.	Lg.	No.	Yds.	Lg.	No.	Yds.	Lg.
Felix Jones	0	0	0	3	82	62	0	0	0

