

Player Profiles



LSU FOOTBALL



#10 Joseph Addai • RB

6-0 • 202 • Fr. • RS
Houston, Texas
Sharpstown

2002 Southeastern Conference All-Freshman Team
(Coaches)

LSU's No. 3 tailback ... Played in 11 games with one start ... Started season-opener at fullback against Virginia Tech ... Ranked second on squad with 433 yards on 79 carries ... Rushed for four TDs, including a 63-yarder on the first play of the second half vs. Kentucky ... Averaged 5.5 yards per carry ... Rushed for 91 yards on nine carries in win over Kentucky ... Had 98 yards and a pair of TDs in victory over Louisiana-Lafayette ... Scored LSU's only TD vs. Auburn ... Caught four passes for 67 yards ... Redshirted last year as a true freshman.

Addai's Career Rushing and Receiving Totals

Year	G-GS	Rushing			Receiving				
		Att.	Yds.	TD	Lg.	Rec.	Yds.	TD	Lg.
2001 Fr.	2-0	8	28	0	10	0	0	0	0
2002 Fr.-RS	11-1	79	433	4	63	4	67	0	42
TOTALS	13-1	87	461	4	63	4	67	0	42



#27 Eric Alexander • SLB

6-3 • 225 • Jr. • 1L
Port Arthur, Texas
Austin

Special teams standout for the Tigers ... Also serves as a backup at the Sam linebacker spot ... Played in 12 games on special teams and then saw action on defense against Louisiana-Lafayette ... Had three tackles in win over Louisiana-Lafayette ... Finished regular season with five tackles.

Alexander's Career Defensive Stats

Year	G-GS	UT	AT	TT	TFL	Sacks	Int
2000 Fr.	5-0	2	1	3	1-1	0-0	0
2001 So.	7-0	2	2	4	0-0	0-0	0
2002 Jr.	12-0	1	4	5	0-0	0-0	0
TOTALS	24-0	5	7	12	1-1	0-0	0



#54 Kenderick Allen • DT

6-6 • 318 • Sr. • 3L
Bogalusa, La.
Bogalusa

One of the elder statesmen on the Tiger squad ... Fifth-year senior ... Moved to defensive tackle during the offseason after starting at defensive end the last two years for the Tigers ... Came back from a torn patella tendon during the summer to play in 11 games with nine starts ... Started final nine games at defensive tackle ... Had surgery over the summer to repair torn patella tendon ... Finished regular season with 22 tackles and one tackle for loss ... Broke up a pair of passes and had six quarterback hurries ... Had season-high of five tackles in win over Kentucky ... Team mechanic who spends free time working on his cars as well as his teammates ... Has the best deal on oil changes on campus - free to his teammates ... Also a father-figure to younger Tigers.

Allen's Career Defensive Stats

Year	G-GS	UT	AT	TT	TFL	Sacks	Int
1998 Fr.	11-1	16	4	20	4-4	1-1	0
1999 So.-RS	3-0	3	1	4	0-0	0-0	0
2000 So.	11-3	17	11	28	4-13	2-11	0
2001 Jr.	11-5	11	6	17	2-7	0-0	0
2002 Sr.	11-8	14	8	22	1-2	0-0	0
TOTALS	47-17	61	30	91	11-26	3-12	0



#65 Steve Arflin • OG

6-4 • 319 • Fr. • RS
Jacksonville, Fla.
Fletcher

Listed as LSU's backup at the offensive guard position ... Played in two games for the Tigers - vs. Louisiana-Lafayette and Florida ... Saw action on eight plays - seven vs. Louisiana-Lafayette and one against Florida.



#87 Blain Bech • WR/Holder

6-1 • 179 • Jr. • 1L
Slidell, La.
Slidell

Serves as LSU's holder on all placekicks ... In second-year as LSU's holder ... Had memorable moment in win over Florida as he raced 35 yards for a TD on a fake field goal attempt by the Tigers ... Threw an incomplete pass on a fake field goal attempt against Ole Miss ... Played in 11 games ... Saw action on seven plays from scrimmage on offense during the season, all coming against Louisiana-Lafayette.



#17 Bennie Brazell • WR

6-1 • 165 • Fr. • RS
Houston, Texas
Westbury

World-class sprinter who spends his fall on the Tiger football team ... Caught three passes for 28 yards for LSU in 2002 ... Played in eight games in 2002 ... Caught one pass for 12 yards in first collegiate game against Virginia Tech and had two receptions for 16 yards in win over Louisiana-Lafayette ... Played a key role in LSU winning the 2002 NCAA Outdoor Track and Field title last spring ... Anchored LSU's 4x100 meter relay team that won the national title and then 20 minutes later finished second in the 400-meter hurdles with a school-record time of 48.30 ... Clinched the NCAA team title for the Tigers in the last event of the meet, anchoring LSU's third place 4X400 meter relay team ... Named SEC Male Track and Field Freshman of the Year in 2002 ... Redshirted in football in 2001.

Brazell's Career Receiving Totals

Year	G-GS	Rec.	Yds.	TD	LG
2002 Fr.-RS	8-0	3	28	0	12
TOTALS	8-0	3	28	0	12



#34 Dorsett Buckels • LB

5-10 • 222 • So • 1L
Amite, La.
Amite

Key member of LSU's special teams ... Played in 11 games with no starts ... Finished with four special teams tackles in 2002 ... Saw action on defense in one game - vs. Louisiana-Lafayette ... Brother of former LSU standout Carlton Buckels.

Buckels' Career Defensive Stats

Year	G-GS	UT	AT	TT	TFL	Sacks	Int
2001 Fr.-RS	6-0	3	1	4	0	0	0
2002 So.	11-0	3	1	4	0	0	0
TOTALS	17-0	6	2	8	0	0	0



Shyrone Carey



#2 Shyrone Carey • RB

5-6 • 185 • So. • Sqd.
New Orleans, La.
Shaw

In first year with the Tigers after sitting out last season gaining eligibility ... Played in eight games with no starts in 2002 ... Rushed for 97 yards and one TD ... Caught five passes for 41 yards ... Rushed for 68 yards and one TD on six carries in win over South Carolina ... Scored on a 13-yard run vs. the Gamecocks ... Had career-long run of 42 yards against South Carolina ... Started year as a wide out for the Tigers, but then shifted to the backfield following the Louisiana-Lafayette game ... Made the move to running back after the injury to LaBrandon Toefield.

Carey's Career Rushing and Receiving Totals

Year	G-GS	Rushing				Receiving			
		Att.	Yds.	TD	Lg.	Rec.	Yds.	TD	Lg.
2002 So.	8-0	17	97	1	42	5	41	0	12
TOTALS	8-0	17	97	1	42	5	41	0	12



#16 Rick Clausen • QB

6-2 • 177 • Fr. • RS
Woodlawn Hills, Calif.
Taft

Serves as LSU's backup quarterback ... Made first career start vs. Ole Miss ... Played the first quarter in LSU's 14-13 win over the Rebels ... Saw action in three games in 2002 for the Tigers - vs. Florida, Alabama and Ole Miss ... Completed 5 of 12 passes for 35 yards and one interception ... Hit on 3 of 6 passes vs. Alabama ... Completed 2 of 6 passes for 9 yards in start vs. Ole Miss ... Brother Casey is starting quarterback for Tennessee ... Rick and Casey both started for SEC teams on the same day (Rick vs. Ole Miss and Casey vs. Vanderbilt on Nov. 23, 2002) ... It is believed to be the first time in league history that brothers started at quarterback for two different teams in the SEC on the same day.

Clausen's Career Passing Totals

Year	G-GS	Att.	Comp.	Int.	Yds.	TD	Lg.
2002 Fr.-RS	3-0	12	5	1	35	0	15
TOTALS	3-0	12	5	1	35	0	15

Player Profiles



LSU FOOTBALL



#14 Michael Clayton • WR

6-4 • 192 • So. • 1L
Baton Rouge, La.
Christian Life

2002 Second-Team All-Southeastern Conference
(AP, Coaches)

One of the SEC's top receivers ... Ranked among the SEC leaders with 51 catches for 661 yards and five TDs ... Started all 12 games at wide receiver in 2002 ... Enters Cotton Bowl with 98 career receptions for 1,415 yards and 11 TDs ... In just two years, has climbed into LSU's Top 20 in both career receptions and yards ... Ranks 10th in LSU history in TD receptions (11) ... LSU's "go to" player on third down ... Has 20 catches on third down that have resulted in either a first down or a touchdown ... Caught game-winning TD in the fourth quarter in 14-13 victory over Ole Miss ... Has caught at least one pass in all 25 games of his career ... Caught season-best seven passes vs. Arkansas and Miami (Ohio) ... Caught two TD passes in wins over Miami (Ohio) and Louisiana-Lafayette ... Considered an exceptional downfield blocker for the Tigers ... Also a special teams standout ... Ranks among LSU's leaders on special teams tackles with 10.

Clayton's Career Rushing and Receiving Totals

Year	Rushing				Receiving				
	G-GS	Att.	Yds.	TD	Lg.	Rec.	Yds.	TD	Lg
2001 Fr.	12-4	2	35	1	29	47	754	6	67
2002 So.	12-12	1	3	0	3	51	661	5	48
TOTALS	24-16	3	38	1	29	98	1,415	14	67



#40 John Corbello • PK

5-11 • 225 • Sr. • 3L
Lafayette, La.
St. Thomas More

2002 Second-Team All-Southeastern Conference (Coaches)
2002 SEC Special Teams Player of the Week (Miami-Ohio)

One of the top placekickers in LSU history ... Heads into final collegiate game ranked second in LSU history with 48 career field goals ... Ranked fourth in school history with 271 points, which ranks second among kickers ... Holds the LSU record for PATs with 127, breaking the previous mark of 109 held by David Browndyke ... His 48 field goals ranks second to Browndyke's 61 ... Connected on 15 of 21 field goals and is a perfect 32 of 32 on PATs this season ... Leads team with 71 points in 2002 ... Is a perfect 8 of 8 inside 40 yards this year ... Named SEC Special Teams Player of the Week after tying a school-record with four field goals in win over Miami (Ohio) ... Seven of 15 field goals in 2002 have come from 40-yards or out, including a 49-yarder as time expired in the first half vs. Arkansas ... Kicked a 49-yard in win over Kentucky and had field goals of 42, 48, and 37 in win over South Carolina ... Also handles kickoffs for the Tigers and his pinpoint accuracy is a key reason the Tigers rank among the national leaders by allowing only 16.6 yards on kickoff returns ... Serves as LSU's backup punter ... Punted one time for 39 yards in win over Miami (Ohio).

Corbello's Career Kicking Totals

Year	FG-FGM	1-19	20-29	30-39	40-49	50+	LG	XP-XPA
1999 Fr.	9-12	0-0	2-3	4-5	3-4	0-0	43	21-21
2000 So.	10-18	0-0	3-5	5-6	2-6	0-1	47	33-35
2001 Jr.	14-23	0-0	5-5	3-5	6-11	0-2	47	41-44
2002 Sr.	15-21	1-1	4-4	3-3	7-12	0-1	49	32-32
TOTALS	48-74	1-1	14-17	15-19	18-33	0-4	49	127-132





#61 Jimmy Courtenay • C

6-2 • 304 • Jr. • Sqd.
New Orleans, La.
Jesuit

Backup on the offensive line for the Tigers ... Gives the Tigers quality depth at the center spot ... Played in two games in 2002 - vs. Louisiana-Lafayette and Florida ... Played 20 plays vs. Louisiana-Lafayette and two vs. Florida.



#29 Travis Daniels • CB

6-1 • 184 • So. • Sqd.
Hollywood, Fla.
South Broward

Key backup in the Tiger secondary ... Sees action in LSU's sub packages on defense ... Will play in either LSU's nickel or dime scheme on defense ... Slowed by a hamstring injury this year ... Still managed to play in five games in 2002 ... Recorded three tackles, including one for a loss ... Broke up one pass and had two quarterback hurries.

Daniels' Career Defensive Stats

Year	G-GS	UT	AT	TT	TFL	Sacks	Int
2001 Fr.	1-0	0	0	0	0	0	0
2002 So.	5-0	3	0	3	1-1	0	0
TOTALS	6-0	3	0	3	1-1	0	0



**#31 Domanick Davis
RB/Return Specialist**

5-10 • 215 • Senior • 3L
Breaux Bridge, La.
Breaux Bridge

2002 Second-Team All-Southeastern Conference All-Purpose (AP)
2002 Second-Team All-Southeastern Conference return specialist (Coaches)
2002 Second-Team All-Southeastern Conference running back (Coaches)

One of the most dangerous all-purpose backs in college football ... Ranks second in the SEC and 11th in the nation with 159.5 all-purpose yards per contest ... Ranked second in the SEC and 16th in the nation with 14.3 yards per punt return ... Returned a punt 78 yards for a TD in win over Mississippi State ... Ranked among top 10 in the SEC in rushing yards per game (70.8) and in kickoff return average (23.5) ... Holds the LSU career mark for kickoff return yards (2,078) and punt return yards (1,126) ... Ranks second in SEC history in both categories ... Holds the SEC mark for combined kickoff and punt return yards (3,204) ... Ranks second in LSU history and fourth in SEC history in all-purpose yards (5,537) ... Ranks 10th in LSU history in rushing yards (1,971) ... This year, has 1,914 all-purpose yards, the third-highest single-season total in LSU history and the seventh best total in SEC history ... Has a chance to become only the fifth player in SEC history to have 2,000-plus all-purpose yards in a single-season ... Has 499 punt return yards this year, the second-highest total in LSU history and the sixth best total in SEC history ... Needs



only 41 yards in punt returns to break the school-record of 539 set by Pinky Rohm in 1937 ... Rushed for 100-plus yards in two games in 2002, including a career-high tying mark of 122 in win over Mississippi State ... Also rushed for 113 yards and one TD in win over South Carolina ... Has five 100-yard games in career and LSU is 5-0 in those games ... Posted a career-best 286 all-purpose yards vs. Mississippi State ... Has 29 100-yard all-purpose yard games in career, including 10 in 2002 ... Has gone over 200 all-purpose yards five times in career, including three times in 2002.

Davis' Career Rushing and Receiving Totals

Year	Rushing			Receiving			All-Purpose		Avg.
	G-GS	Att.	Yds.	TD	Rec.	Yds.	TD	Total	
1999 Fr.	11-0	64	274	3	13	94	0	1,052	95.6
2000 So.	11-1	123	445	5	9	120	0	1,435	130.5
2001 Jr.	11-1	75	406	5	3	49	1	1,136	94.7
2002 Sr.	12-10	180	846	6	13	99	0	1,914	159.5
TOTALS	45-12	442	1,971	19	38	362	0	5,537	120.4

Year	KO Returns			Punt Returns		
	Ret.	Yds.	TD	Ret.	Yds.	TD
1999	25	618	0	12	66	0
2000	24	572	0	27	298	0
2001	22	418	0	19	263	1
2002	20	470	0	35	499	1
TOTALS	91	2,078	0	93	1,126	2

Player Profiles



LSU FOOTBALL



#96 Byron Dawson • DT

6-2 • 296 • Sr • 3L
Shreveport, La.
Evangel

LSU's No.2 defensive tackle ... Gives the Tigers an experienced and talented defender in the trenches ... Started first three games in 2002 ... Played in all 12 contests this year ... Finished with 28 tackles, including three for losses ... Added Two sacks and nine quarterback hurries.

Dawson's Career Defensive Stats

Year	G-GS	UT	AT	TT	TFL	Sacks	Int
1999 Fr.-RS	9-3	10	13	23	2-2	0	0
2000 So.	8-3	7	7	14	2-7	1-6	0
2001 Jr.	12-5	9	12	21	1-2	1-2	0
2002 Sr.	12-3	18	10	28	3.5-18	2-17	0
TOTALS	41-14	44	42	86	8.5-30	4-25	0



#47 Eric Edwards • TE

6-5 • 264 • Jr. • 2L
Monroe, La.
Ouachita Christian

LSU's starter at tight end ... Outstanding blocker who also gives LSU quarterbacks a big target ... Has the ability to stretch the field vertically in the LSU passing game ... Played and started in 10 games ... Missed The Citadel and Miami (Ohio) games with a foot injury ... Finished with six receptions for 35 yards.

Edwards' Career Receiving Totals

Year	Receiving				
	G-GS	Rec.	Yds.	TD	LG
2000 Fr.-RS	9-0	5	128	2	34
2001 So.	12-0	2	32	2	29
2002 Jr.	10-10	6	35	0	11
TOTALS	31-10	13	195	4	34



#21 Randall Gay • CB

5-11 • 174 • Jr. • 1L
Brusly, La.
Brusly

Starter at left cornerback in 11 of 12 games this year ... Started at free safety one time vs. Auburn ... Plays safety in LSU's sub packages ... Good cover corner ... Recorded 62 tackles, including one for a loss ... Had four quarterback hurries and 11 pass breakups ... Posted season-high of eight tackles on three different occasions - vs. Miami (Ohio), Kentucky and Ole Miss.

Gay's Career Defensive Stats

Year	G-GS	UT	AT	TT	TFL	Sacks	Int
2000 Fr.-RS	5-0	1	1	2	0	0	0
2001 So.	12-1	17	8	25	1-7	1-7	2-0
2002 Jr.	12-12	45	17	62	1-1	0-0	0
TOTALS	29-13	63	26	89	2-8	1-7	2-0



#6 Ryan Gilbert • RB

5-10 • 206 • Fr. • RS
Dallas, Texas
Forest Brook

Backup tailback for the Tigers ... Played in three games in 2002 ... Rushed 10 times for 22 yards and no TDs ... Had a long run of 15 yards vs. Louisiana-Lafayette.

Gilbert's Career Rushing Totals

Year	G-GS	Rushing			
		Att.	Yds.	TD	LG
2002 Fr.-RS	3-0	10	22	0	15
TOTALS	3-0	10	22	0	15





expired in LSU's 33-30 win over Kentucky ... The catch has been called college football's play of the year by Sports Illustrated ... That catch capped a 5-reception, 201-yard, three touchdown day for Henderson, a performance that earned him SEC Offensive Player of the Week ... Took a shovel pass vs. Kentucky and turned it into a 70-yard scoring play ... Caught two TD passes in win over Florida and had one each vs. Louisiana-Lafayette, Mississippi State and Ole Miss ... Converted running back who spent his first two years in the LSU backfield ... Speedster who is also a member of the LSU Track and Field team.

Henderson's Career Rushing and Receiving Totals

Year	Rushing				Receiving				
	G-GS	Att.	Yds.	TD	Lg.	Rec.	Yds.	TD	Lg.
2000 Fr.	10-0	23	116	2	32	0	0	0	0
2001 So.	10-0	47	273	1	50	1	2	0	2
2002 Jr.	11-1	5	7	0	9	23	447	8	75
TOTALS	31-1	75	396	3	50	24	449	8	75



#81 Sklyer Green • WR

5-9 • 189 • Fr. • HS
Westwego, La.
Higgins

Stepped in when wide receiver Devery Henderson went down with a broken arm against Ole Miss and made an immediate impact ... Caught first career pass in second half vs. Ole Miss that helped setup LSU's game-winning TD late in the fourth quarter ... Followed the Ole Miss game with three catches and 92 yards and one TD vs. Arkansas ... Took a screen pass 67-yards for a first quarter TD against Arkansas ... Rushed twice for 17 yards against Arkansas ... Finished rookie campaign with four catches for 99 yards and one TD and rushed two times for 17 yards ... Cousin of former LSU standouts Jarvis and Howard Green, both of which are in the NFL - Jarvis with the Patriots and Howard with the Texans.

Green's Career Rushing and Receiving Totals

Year	Rushing				Receiving				
	G-GS	Att.	Yds.	TD	Lg.	Rec.	Yds.	TD	Lg.
2002 Fr.	6-0	2	17	0	14	4	99	1	67
TOTALS	6-0	2	17	0	14	4	99	1	67



#9 Devery Henderson • WR

6-0 • 190 • Jr. • 2L
Opelousas, La.
Opelousas

2002 SEC Offensive Player of the Week (vs. Kentucky)

Out for the remainder of the season after breaking his forearm against Ole Miss ... Henderson injured the arm while making his eighth TD grab of the season ... Underwent surgery a day later and had 14 screws and two plates placed in his arm ... He will return for spring practice in a few months ... Ranked second on team with 23 catches for 447 yards and a team-best eight TDs ... Had perhaps the most memorable catch in school history, a 75-yard grab dubbed "The Bluegrass Miracle" as time



#94 Marquise Hill • DE

6-7 • 294 • So. • 1L
New Orleans, La.
De LaSalle

Imposing figure on the LSU defensive line ... Has tremendous wingspan ... Batted down several passes this year ... Played in all 12 games with 11 starts ... Played but did not start vs. Ole Miss due to a shoulder injury ... Was back in starting lineup against Arkansas ... Had sacks in three straight games vs. Miami (Ohio), Mississippi State and Louisiana-Lafayette ... Finished with 55 tackles, 3.5 tackles for losses and three sacks ... Ranked third on squad with 16 quarterback hurries ... Had season-high of seven tackles vs. Auburn.

Hill's Career Defensive Stats


Year	G-GS	UT	AT	TT	TFL	Sacks	Int
2001 Fr.	12-0	3	7	10	2-5	1-4	0
2002 So.	12-11	29	26	55	3.5-25	3-21	0
TOTALS	24-11	32	33	65	5.5-30	4-25	0



Player Profiles



LSU FOOTBALL



#33 Demetrius Hookfin • CB

5-11 • 173 • Sr. • 3L
Kentwood, La.
Kentwood

2002 Second-Team All-SEC (AP)
2002 SEC Def. Player of the Week (vs. South Carolina)

Emerged as one of the top defensive backs in the SEC as a senior in 2002 ... Three-year starter at cornerback for the Tigers ... Has 31 career starts at left cornerback for LSU ... Led the SEC with 17 pass breakups and ranked second in the league with five interceptions ... Finished with 33 tackles ... Added one quarterback hurry, one fumble recovery and one forced fumble ... Named SEC Defensive Player of the Week following a two-interception performance in win over South Carolina ... Returned one interception vs. the Gamecocks 10 yards for a TD ... Had seven tackles vs. South Carolina, a season-high ... Intercepted critical pass on the 3-yard line in the fourth quarter vs. Ole Miss ... Had streak of 21 straight starts snapped against Kentucky ... Played but did not start vs. Kentucky due to a severe ankle injury ... Returned to the lineup the following week against Alabama ... Other interceptions came against Alabama and Mississippi State.

Hookfin's Career Defensive Stats

Year	G-GS	UT	AT	TT	TFL	Sacks	Int
1999 Fr.	11-0	1	0	1	0	0	0
2000 So.	10-7	17	7	24	1-5	0	1-0
2001 Jr.	12-12	42	13	55	2-2	0	1-13
2002 Sr.	12-11	26	7	33	0	0	5-104
TOTALS	45-30	86	27	113	3-7	0	7-117



#8 Jack Hunt • FS

6-1 • 189 • Jr. • 2L
Ruston, La.
Ruston

Starter at free safety in LSU's final four games ... Played in all 12 games with five starts ... Also started season opener vs. Virginia Tech ... Posted a career-high 15 tackles in win over Kentucky ... Followed that with seven tackles vs. Alabama ... Finished with 51 tackles, including 2.5 for losses ... Had a pair of sacks and added two quarterback hurries ... Had seven pass breakups ... Converted wide receiver who is in his first season on the defensive side of the football ... Caught six passes for 69 yards in 21 games as a wide receiver for the Tigers.

Hunt's Career Defensive Stats

Year	G-GS	UT	AT	TT	TFL	Sacks	Int
2000 Fr.	11-1	3	catches for 32 yards on offense				
2001 So.	10-0	3	catches for 37 yards on offense				
2002 Jr.	12-5	33	18	51	2.5-11	2-9	0
TOTALS	33-6	33	18	51	2.5-11	2-9	0



#44 Brandon Hurley • FB

6-3 • 289 • Fr. • RS
Monroe, La.
Ouachita Christian

Made the move from defense to offense midway through the season ... Switched from defensive tackle to fullback the week prior to the Florida game after LaBrandon Toefield suffered a broken arm against Louisiana-Lafayette ... Has played in five games at fullback ... Saw action in five games on the defensive side of the football before making the switch to offense ... Recorded four tackles on defense ... Did not record any statistics on offense ... Tremendous blocker who played fullback in high school.



#11 Bradie James • LB

6-3 • 248 • Sr. • 3L
West Monroe, La.
West Monroe HS

2002 First Team All-America (AFCA, The Sporting News, CBS Sportsline)
2002 National Scholar-Athlete (National Football Foundation)
2002 First Team All-Southeastern Conference (AP, Coaches, Sporting News)

The leader of LSU's James Gang defense ... A First Team All-America selection at linebacker by the American Football Coaches Association, The Sporting News and CBS Sportsline ... One of only 14 players from all NCAA divisions selected as a National Scholar-Athlete this year ... Starter in all 12 games at Mike linebacker ... Led LSU and ranked third in the SEC with 147 tackles ... The 147 tackles ranks as the second-highest single-season total in school history ... Needs only four tackles to break the LSU mark of 150 held by Al Richardson in 1981 ... Enters the Cotton Bowl with 411 tackles, the second-most in school history ... Had 18 tackles or more three times in 2002, including 19 vs. Virginia Tech in the season-opener and 18 vs. The Citadel and Arkansas ... Had double-figure tackles in eight of LSU's 12 games and six of eight SEC contests ... Intercepted first pass of career against Miami (Ohio) ... Had 8.5 TFL and three sacks ... Added 18 quarterback pressures ... Forced one fumble and broke up a pair of passes ... Semifinalist for both the Butkus and Lombardi Awards in 2002 ... Entered the 2002 rated as the nation's No. 2 linebacker by The Sporting News ... A pre-season Playboy All-American ... Team Captain.

James' Career Defensive Stats

Year	G-GS	UT	AT	TT	TFL	Sacks	Int
1999 Fr.	10-0	31	10	41	7-36	3-28	0
2000 So.	11-10	56	54	110	8-32	5-25	0
2001 Jr.	12-11	78	35	113	8-14	3-4	0
2002 Sr.	12-12	77	70	147	8.5-31	3-17	1-0
TOTALS	45-33	242	169	411	31.5-113	14-74	1-0



#82 David Jones • TE

6-4 • 252 • Fr. • RS
Silver Springs, Md.
Springbrook

Listed as LSU's No. 3 tight end ... Can block and catch with equal effectiveness ... Played in nine games with no starts ... Does not have any catches to his credit.



#80 Donnie Jones • P

6-3 • 217 • Jr. • 2L
Baton Rouge, La.
Catholic

2002 Second-Team All-Southeastern Conference (Coaches)

One of the top punters in the SEC ... Ranked third in the SEC and seventh in the nation with a 43.6 punting average ... Has punted 60 times this season with 16 of those being downed inside the 20-yard line ... Broke a school-record with an 86-yard punt vs. Kentucky ... The punt, which traveled over 70 yards in the air, pinned Kentucky back on its 1-yard line ... Averaged 52.8 yards on four punts in win over The Citadel and averaged 50.2 yards on six punts vs. Kentucky ... Averaged 40 yards or better in all but one game this year ... Opened season with only a 35.0 average on seven punts vs. Virginia Tech ... Left-footed kicker.



#93 Chad Lavalais • DT

6-3 • 289 • Jr. • 2L
Marksville, La.
Marksville

2002 First-Team All-Southeastern Conference (Sporting News)
2002 Second-Team All-Southeastern Conference (AP)

One of the top interior linemen in the SEC ... Started the year on the Lombardi Watch List ... Started all 12 games at defensive tackle for the Tigers ... Led all LSU defensive linemen with 65 tackles, including 7.5 for losses ... Had two sacks and led the team with 21 quarterback hurries ... Had two tackles for losses in three games - vs. Virginia Tech, Kentucky and Alabama ... Opened season with 11 tackles vs. Virginia Tech ... Had nine tackles in win over Mississippi State and eight tackles against South Carolina ... Player with excellent technique and outstanding quickness.

Lavalais' Career Defensive Stats

Year	G-GS	UT	AT	TT	TFL	Sacks	Int
2000 Fr.	11-3	16	6	22	3-3	1-0	0
2001 So.	11-11	34	19	53	5-15	1-7	0
2002 Jr.	12-12	42	23	65	7.5-22	2-6	0
TOTALS	34-26	92	48	140	15.5-40	4-13	0

Player Profiles



LSU FOOTBALL



#56 Jeremy Lawrence • LB

6-3 • 242 • Sr. • 3L
 Ferriday, La.
 Ferriday

Four-year starter for the Tigers at line-backer ... Has great speed on the edge ... Played in all 12 games with nine starts at Sam linebacker ... Did not start against Miami (Ohio), South Carolina and Alabama due to LSU opening up in a nickel package on defense ... Had 47 tackles, including 8.5 for losses ... Recorded four sacks and 12 quarterback hurries ... Had 11 tackles, including a career-high four for losses against Alabama ... Had two tackles for losses against Florida and Auburn ... Had sacks against Florida, South Carolina, and Auburn.

Lawrence's Career Defensive Stats

Year	G-GS	UT	AT	TT	TFL	Sacks	Int
1999 Fr.	11-5	17	19	36	6-33	3-16	0
2000 So.	11-9	21	21	42	4-7	1-3	0
2001 Jr.	12-9	25	14	39	0	0	1-0
2002 Sr.	12-9	31	16	47	8.5-26	4-14	1-18
TOTALS	46-32	94	70	164	18.5-66	8-33	2-18



#99 Jason LeDoux • LB

6-3 • 245 • Jr. • Sqd.
 West Monroe, La.
 West Monroe

In second year with the Tigers after transferring from Texas A&M ... Played in eight games with no starts in 2002 ... Had six tackles, including a pair for losses ... Broke up one pass and added one quarterback hurry ... Sees most of his action on special teams.

LeDoux's Career Defensive Stats

Year	G-GS	UT	AT	TT	TFL	Sacks	Int
2001 So.	3-0	0	0	0	0	0	0
2002 Jr.	8-0	5	1	6	2-4	0	0
TOTALS	11-0	5	1	6	2-4	0	0



#30 Solomon Lee • FB

6-1 • 237 • Sr. • 1L
 Bastrop, La.
 Bastrop

LSU's starter at fullback ... Played in 11 games with seven starts ... Sat out the Louisiana-Lafayette game with an injury ... Returned to action the following week ... Good blocker who originally signed with the Tigers as a tight end ... Rushed one time for six yards and caught one pass for four yards this season.

Lee's Career Rushing and Receiving Totals

Year	G-GS	Rushing				Receiving			
		Att.	Yds.	TD	Lg.	Rec.	Yds.	TD	Lg.
1999 Fr.	2-0	0	0	0	0	0	0	0	0
2000 So.	2-0	0	0	0	0	0	0	0	0
2001 Jr.	11-0	0	0	0	0	3	14	0	7
2002 Sr.	11-7	1	6	0	6	1	4	0	4
TOTALS	26-7	1	6	0	6	4	18	0	7



#36 Norman LeJeune • SS

6-1 • 204 • Senior • 3L
 Brusly, La.
 Brusly

One of the top defensive backs in the SEC ... Fierce hitter who also displays good field awareness ... Does a good job of playing the deep part of the field ... Smart player who makes all of LSU's calls in the defensive secondary ... Has started 17 straight games for the Tigers at strong safety ... Finished second on team with 104 tackles and led squad with nine tackles for losses ... Added four sacks and had 14 pass breakups ... Had four quarterback hurries and forced one fumble ... Wrapped up regular-season with double-figure tackles in four straight games, including a season-best of 13 against Ole Miss ... Added a career-best three sacks for 21-yards in losses against Ole Miss, including a pair of fourth quarter sacks ... Recorded 11 tackles in five games this year - vs. Virginia Tech, Louisiana-Lafayette, Kentucky, Alabama, and Arkansas.

LeJeune's Career Defensive Stats

Year	G-GS	UT	AT	TT	TFL	Sacks	Int
1999 Fr.	11-5	41	26	67	4-11	0	2-37
2000 So.	11-0	11	6	17	1-4	0	0
2001 Jr.	9-6	41	18	59	3-8	0	0
2002 Sr.	12-12	69	35	104	9-43	4-33	0
TOTALS	43-23	162	85	247	17-66	4-33	2-37



#71 Nate Livings • OT

6-5 • 322 • Fr. • HS
Lake Charles, La.
Washington-Marion

In first year with the Tigers ... Gives the Tigers quality depth on the offensive line ... Talented prospect who will be a starter for the Tigers in time ... Played in four games and saw action on 25 plays.



#18 Matt Mauck • QB

6-2 • 217 • So. • 1L
Jasper, Ind.
Jasper

Opened the season as LSU's starting quarterback and guided the Tigers to a 5-1 overall mark and a top 15 national ranking before suffering a season-ending injury in fourth quarter of win over Florida ... Tore ligaments in mid-foot area on right foot ... Had two screws placed in the foot to stabilize the joint ... Prior to injury, completed 63 of 130 passes for 782 yards, nine TDs and only two interceptions ... Rushed for 175 yards and a pair of TDs as well ... Still riding a streak of 88 passes without an interception ... Came off the bench and rushed for a pair of TDs in leading LSU to a 31-20 win over then-No. 2 Tennessee in the 2001 SEC Championship game ... Named the MVP of the 2001 SEC Championship game.

Mauck's Career Passing and Rushing Totals

Year	Passing					Rushing					
	G-GS	Att.	Comp.	Int.	Yds.	TD	Lg.	Att.	Yds.	TD	Lg.
2001 Fr.-RS	3-0	41	18	2	224	0	24	20	73	2	27
2002 So.	6-6	130	63	2	782	9	42	50	175	2	27
TOTALS	9-6	171	81	4	1,006	9	42	70	248	4	27



#7 Adrian Mayes • FS

6-1 • 211 • Jr. • 2L
Houston, Texas
Forest Brook

LSU's backup at free safety ... Also sees action in some of LSU's sub packages, including goal line defense ... A special teams standout ... LSU's gunner on punt coverage ... Has played in all 12 games ... Has 13 tackles, one pass breakup, and one fumble recovery.

Mayes' Career Defensive Stats

Year	G-GS	UT	AT	TT	TFL	Sacks	Int
2000 Fr.	11-0	9	2	11	0	0	0
2001 So.	12-0	7	4	11	0	0	0
2002 Jr.	12-0	13	0	13	0	0	0
TOTALS	35-0	29	6	35	0	0	0



#68 Terrell McGill • OL

6-4 • 323 • Fr. • HS
Miami, Fla.
Miami-Norland

Highly-regarded true freshman out of Miami-Norland High School ... Played in five games with no starts ... Listed as LSU's No. 2 left tackle ... Saw action on 46 plays in 2002, including a season-high of 28 against Louisiana-Lafayette.



#26 Travis Moses • SS

6-1 • 184 • Jr. • 2L
Gonzales, La.
East Ascension

Missed the last three games with a knee injury ... Injured knee in practice prior to the Alabama game ... Expected to be back in action for the bowl game ... Played in seven games, with most of his action coming on special teams ... Recorded eight tackles.

Moses' Career Defensive Stats

Year	G-GS	UT	AT	TT	TFL	Sacks	Int
2000 Fr.	11-1	5	8	13	0	0	0
2001 So.	12-0	8	5	13	0	0	0
2002 Jr.	7-0	6	2	8	0	0	0
TOTALS	30-1	19	15	34	0	0	0



#3 Jerel Myers • WR

5-11 • 183 • Sr. • 3L
Houston, Texas
Madison

Four-year starter at wide receiver for the Tigers ... Ranked fourth in school history with 145 career receptions and is eighth in the Tiger record books with 1,827 yards receiving ... Has started all 12 games for the Tigers this season and has 47 career starts at wide receiver ... Caught 13 passes for 165 yards as a senior in 2002 ... Set an LSU freshman record

Player Profiles

with 64 receptions for 854 yards and two TDs in 1999.

Myers' Career Receiving Totals

Year	G-GS	Receiving			
		Rec.	Yds.	TD	LG
1999 Fr.	11-11	64	854	2	58
2000 So.	11-10	29	347	3	45
2001 Jr.	12-12	39	461	1	34
2002 Sr.	12-12	13	165	0	26
TOTALS	46-45	145	1,827	6	5



#64 Rudy Niswanger • OL

6-5 • 293 • Fr. • RS
Monroe, La.
Ouachita Christian

Versatile lineman who has seen action at just about every position on the offensive line this year ... Has played in nine games this year ... Has seen most of his action at the right guard position ... Filled in for an injured Ben Wilkerson at center earlier this season ... Has also played the left guard spot as well ... Has seen action in 187 plays this year, including a season-high of 48 against Louisiana-Lafayette and 29 vs. Ole Miss.



#49 Ryan O'Neal Special Teams

6-1 • 233 • Sr. • 3L
New Orleans, La.
Jesuit

Special teams standout for the Tigers for the last four years ... Headhunter on kickoff coverage ... Hits on kickoff coverage usually erupt a Tiger Stadium crowd ... Has told the media that "if I'm not hurting on Sunday, then I didn't do my job on Saturday night" ... Played in all 12 games with no starts ... Registered 12 tackles, all on special teams ... Recovered one fumble and forced a fumble on special teams this year.

O'Neal's Career Defensive Stats

Year	G-GS	UT	AT	TT	TFL	Sacks	Int
1999 Fr.-RS	9-0	5	2	7	0	0	0
2000 So.	7-0	4	2	6	0	0	0
2001 Jr.	12-0	8	4	12	0	0	0
2002 Sr.	12-0	9	3	12	0	0	0
TOTALS	40-0	26	11	37	0	0	0



Melvin Oliver • DE

6-3 • 255 • Fr. • RS
Opelika, Ala.
Opelika

2002 Second-Team Freshman All-America
(The Sporting News)
2002 Freshman All-SEC (The Sporting News)

Impressive redshirt freshmen who has been named Second Team Freshman All-America by The Sporting News ... Also named to The Sporting News' Freshman All-SEC team ... Leads LSU and ranks among the SEC leaders with five sacks ... The five sacks ranks second among LSU freshman for single-season sacks ... Jarvis Green, now with the Patriots in the NFL, holds the LSU freshman mark with eight in 1998 ... Played in all 12 games with no starts ... Has 27 tackles and five for losses, all of which are sacks ... Added three quarterback hurries and one press breakup ... Had 2.5 sacks in win over South Carolina and added 1.5 sacks against Louisiana-Lafayette.

Oliver's Career Defensive Stats

Year	G-GS	UT	AT	TT	TFL	Sacks	Int
2002 Fr.-RS	12-0	11	16	27	5.5-15	5-14	0
TOTALS	12-0	11	16	27	5.5-15	5-14	0



#72 Stephen Peterman • OG

6-4 • 325 • Jr. • 2L
Waveland, Miss.
St. Stanislaus

2002 First-Team All-Southeastern Conference
(AP, Coaches, Sporting News)

The heart and soul of LSU's offensive line ... Started 24 games at left guard over the last two years ... Tough as nails and is a fierce competitor ... Starter in all 12 games this season and has seen action in 770 plays and has allowed just one sack ... Has been whistled for only one penalty all season long ... Has graded out at 80 percent or better in all but one game.



#1 Ronnie Prude • CB

5-11 • 175 • So. • Sqd.
Shreveport, La.
Fair Park

Backup in the Tiger secondary ... Also a member of LSU's coverage teams ... Played in all 12 games with no starts ... Has nine tackles this year, all on special teams.

Prude's Career Defensive Stats

Year	G-GS	UT	AT	TT	TFL	Sacks	Int
2002 So.	12-0	7	2	9	0	0	0
TOTALS	12-0	7	2	9	0	0	0



#12 Marcus Randall • QB

6-2 • 218 • So. • Sqd.
Baton Rouge, La.
Glen Oaks

2002 SEC Offensive Player of the Week (vs.Ole Miss)

LSU's starting quarterback ... Started five of LSU's last six games ... Is 2-3 as a starter ... Inserted into starting lineup against South Carolina after Matt Mauck's season-ending vs.Florida and led the Tigers to a 38-14 victory ... Has completed 68 of 136 passes for 980 yards, six touchdowns and only four interceptions ... All four of the interceptions came in loss to Auburn ... Has thrown 87 straight passes without an interception heading into bowl game ... Named SEC Offensive Player of the Week after coming off the bench to lead the Tigers to a 14-13 win over Ole Miss ... Completed 13 of 20 passes for 179 yards and two TDs in win over Rebels ... Also rushed for 31 yards on nine carries against Ole Miss ... Delivered one of the most memorable plays in LSU history - "The Bluegrass Miracle" - when he connected with Devery Henderson on a 75-yard Hail Mary TD pass as time expired in win over Kentucky ... That play has been called the play of the year in college football by Sports Illustrated ... Threw for a career-best three TDs in win over Wildcats ... Had TD passes of 75, 70 and 30 yards in Kentucky game ... Had outstanding game in loss to Arkansas, completing 14 of 25 passes for 203 yards and one TD ... Rushed for 26 yards and one score vs. the Razorbacks ... Became the first quarterback at LSU to win an SEC game in first collegiate start (beat South Carolina) since Sol Graves beat Georgia in 1990 ... Tore ACL in right knee in spring game in 2002 ... Rehabbed over the summer and was back for fall camp in August ... Brother Eric was starting quarterback at Southern University for four years and led the Jaguars to the Black College National Championship several years ago and is now the head football coach at Southern Lab High School in Baton Rouge.

Randall's Career Passing and Rushing Totals

Year	G-GS	Passing					Rushing				
		Att.	Comp.	Int.	Yds.	TD	Lg.	Att.	Yds.	TD	Lg.
2001 Fr.-RS	2-0	2	2	0	7	0	7	1	7	0	7
2002 So.	10-5	136	58	4	980	6	75	62	270	2	16
TOTALS	12-5	138	60	4	987	6	75	63	277	2	16



#60 Rodney Reed • OT

6-4 • 280 • Jr. • 2L
West Monroe, La.
West Monroe

2002 First-Team Academic All-America (CoSIDA)

Player who combines excellence in both the classroom and on the football field ... First Team Academic All-America this year after earning Second Team All-America honors last year ... In third year as a starter for the Tigers ... Shifted from left tackle to right tackle prior to the 2002 season ... Has started all 12 games at right tackle this season after starting 19 consecutive games over a two-year period at left tackle ... Has played a team-high 790 plays this year and has allowed three sacks and been called for just four penalties ... Accounting major with a 3.9 grade point average ... Graduates in May and goal is to be the CEO of a major company one day ... Enjoys reading books on leadership during his spare time.



#88 Demetri Robinson • TE

6-3 • 250 • So. • Sqd.
Lake City, Fla.
Columbia

Played in 10 games at tight end and started against the Citadel and Miami (Ohio) ... Caught two passes for 11 yards, including his first career touchdown reception on a six-yard pass from Matt Mauck in the third quarter against Miami (Ohio) ... His other catch came earlier in that same game ... Also plays on special teams and recorded one tackle.

Robinson's Career Receiving Totals

Year	G-GS	Receiving			
		Rec.	Yds.	TD	Lg
2002 So.	10-2	2	11	1	6
TOTALS	10-2	2	11	1	6

Player Profiles



LSU FOOTBALL



#4 Reggie Robinson • WR

6-2 • 195 • Sr. • 3L
Shreveport, La.
Fair Park

Played in all 12 games as the number three receiver ... Fifth on the team with seven receptions for 119 yards ... His 17.0 yards per catch average is third best on the team ... Had a season-high three catches for 55 yards in the victory over South Carolina ... Had caught a pass in all but one of the 31 games he played in his career entering this season, including 29 straight ... Snapped the streak against Virginia Tech, but then caught a pass in each of the next two games ... Sat out last season with a herniated disc in his neck ... Played on the same high school basketball team as former LSU star and current NBA Memphis Grizzlies Stromile Swift.

Robinson's Career Receiving Totals

Year	G-GS	Rec.	Yds.	TD	Lg
1998 Fr.	11-3	21	308	1	43
1999 So.	8-5	25	362	3	67
2000 Jr.	11-11	31	391	2	80
2002 Sr.	12-3	7	119	0	24
TOTALS	42-17	84	1,180	6	80



#73 Rob Sale • OG

6-2 • 315 • Sr. • 2L
Monroe, La.
Neville

In third year as a starter on the offensive line ... Has started at both guard positions as well as the center spot during his LSU career ... In all, has started 25 games, including 12 this year ... Hard-worker ... Has seen action in 742 plays in 2002 and allowed only three sacks ... Has graded out at 80 percent or better 11 times this season ... Whistled for only three penalties all year long.



#84 Marcus Spears • DE

6-4 • 295 • So. • 1L
Baton Rouge, La.
Southern Lab

Powerful and athletic defensive end ... Talented player who has the tools necessary to play at the next level ... Has played and started 11 games in 2002 ... Sat out the Auburn contest with a high-ankle sprain ... Slowed the last month of the season with high-ankle sprain suffered in South Carolina contest ... Played through the pain in last four games ... Finished with 44 tackles, including 3.5 for losses and three sacks ... Had 16 quarterback hurries, batted down two passes and intercepted a Rex Grossman pass in win over Florida ... Showed athletic ability with one-hand grab of Grossman pass for interception vs. the Gators ... Returned the pick 18 yards ... Had two tackles for losses in season-opener vs. Virginia Tech ... Played on both sides of the ball last year as true freshman ... Caught two passes as

a tight end in 2001 for the Tigers ... Tremendous basketball player who could have gone anywhere in the country on a basketball scholarship.

Spears' Career Defensive Stats

Year	G-GS	UT	AT	TT	TFL	Sacks	Int
2001 Fr.	12-0	6	2	8	1-1	1-1	0
2002 So.	11-11	29	15	44	3.5-11	3-8	1-18
TOTALS	23-11	35	17	52	4.5-12	4-8	1-18



#22 LaBrandon Toefield • RB

6-0 • 230 • Jr. • 2L
Independence, La.
Independence

Suffered a broken bone in his left arm during the Louisiana-Lafayette game and underwent surgery to repair the bone the following week ... Returned to the field against Alabama, six weeks to the day after breaking the arm ... Served with Domanick Davis as a two-headed running back for the Tigers and the two combined for 1,254 yards on 274 carries and eight touchdowns ... Returned to the field against Virginia Tech to open the season after suffering a torn ACL during the 2001 SEC Championship game ... Carried the ball 10 times for 46 yards and a score against the Hokies ... Had 85 yards on six carries and a touchdown the next week against the Citadel ... Recorded his seventh career 100 yard rushing game with 111 yards on 17 carries against Miami (Ohio) ... Became the ninth player in school history to gain at least 2,000 rushing yards when he gained his first seven yards in his return against Alabama ... Enters the bowl game ranked sixth in career rushing attempts, ninth in career rushing yards and eighth in career rushing touchdowns.

Toefield's Career Rushing and Receiving Totals

Year	G-GS	Rushing					Receiving			
		Att.	Yds.	TD	Lg.	Rec.	Yds.	TD	Lg.	
2000 Fr.	10-10	165	682	5	74	7	44	0	11	
2001 So.	12-11	230	992	19	70	13	148	0	31	
2002 Jr.	8-2	94	408	2	59	4	21	0	9	
TOTALS	30-23	489	2,082	26	74	24	213	0	31	





#58 Lionel Turner • LB

6-2 • 255 • So. • Sqd.
Walker, La.
Walker

Played in all 12 games and started 11 at outside linebacker ... Fourth on the team with 64 tackles and his 8.5 tackles for a loss is second on the squad ... Has three sacks and picked up two fumble recoveries ... Recorded a career-high 12 tackles with 1.5 tackles for a loss at Auburn ... Had two sacks against Alabama, while his other came in the thrilling victory at Kentucky.

Turner's Career Defensive Stats

Year	G-GS	UT	AT	TT	TFL	Sacks	Int
2001 Fr.	11-0	3	4	7	0	0	0
2002 So.	12-11	34	30	64	8.5-35	3-20	0
TOTALS	23-11	37	34	71	8.5-35	3-20	0



#46 Cameron Vaughn • LB

6-4 • 225 • Fr. • HS
Terrytown, La.
Shaw

2002 Southeastern Conference All-Freshman Team
(Coaches)

Entered the season as a true freshman and has played in all 12 games ... Recorded his first career sack in his first game against Virginia Tech ... Also added three total tackles against the Hokies ... Capped the regular-season with a career-high 15 tackles vs. Arkansas ... Collected at least one tackle in all but two games during the regular season ... Had two sacks against Louisiana-Lafayette to go along with his career-best eight total tackles ... His 38 tackles this season is 10th on the club ... Was one of only two true freshman to play on the defensive side of the ball.

Vaughn's Career Defensive Stats

Year	G-GS	UT	AT	TT	TFL	Sacks	Int
2002 Fr.	12-0	19	19	38	3-18	3-18	0
TOTALS	12-0	19	19	38	3-18	3-18	0




#97 Brandon Washington • DE

6-4 • 295 • Fr. • RS
Tuscaloosa, Ala.
Central

Played in 11 games ... Collected a tackle against both the Citadel and Miami (Ohio) and recorded two tackles against Louisiana-Lafayette.

Washington's Career Defensive Stats

Year	G-GS	UT	AT	TT	TFL	Sacks	Int
2002 Fr.	11-0	2	2	4	0-0	0-0	0
TOTALS	11-0	2	2	4	0-0	0-0	0



#13 Corey Webster • CB

6-0 • 197 • Jr. • 1L
Vacherie, La.
St. James

2002 First-Team All-Southeastern Conference (AP, Coaches, Sporting News)
2002 National Defensive Player of the Week (vs. Florida)
2002 SEC Defensive Player of the Week (vs. Florida)

Played in 12 games and started against Auburn ... Led the team and the SEC with seven interception during the season, including tying a school record with three picks in the victory at Florida ... Returned one of those picks at Florida 45 yards for a touchdown ... Is 11th on the team with 34 tackles and is second with 14 pass break ups ... Earned the SEC Player of the Week honors for his three interceptions and three tackles at Florida ... Also received two national Player of the Week honors for that performance ... Recorded a season-high eight tackles against Ole Miss ... Converted from a wide receiver to play in the defensive backfield in 2002 ... Caught seven passes for 74 yards as a receiver in 2001 and had two catches in the 2002 Sugar Bowl.

Webster's Career Defensive Stats

Year	G-GS	UT	AT	TT	TFL	Sacks	Int.
2001 So.	12-0	7	catches	74	yards	on offense	
2002 Jr.	12-1	29	5	34	1-4	0-0	7-75
TOTALS	24-1	29	5	34	1-4	0-0	7-75

Player Profiles



LSU FOOTBALL



#43 Chad White Special Teams

5-11 • 203 • Jr. • 1L
Hammond, La.
Hammond

Played in all 12 games on special teams, including both punt and kickoff coverage ... Recorded four tackles on special teams.

White's Career Defensive Stats

Year	G-GS	UT	AT	TT	TFL	Sacks	Int
2000 Fr.	1-0	0	0	0	0	0-0	0-0
2001 So.	12-0	1	5	6	0	0-0	0-0
2002 Jr.	12-0	4	0	4	0	0-0	0-0
TOTALS	25-0	5	5	10	0	0-0	0-0



#76 Andrew Whitworth • OT

6-7 • 320 • Fr. • RS
West Monroe, La.
West Monroe

2002 First-Team Freshman All-America (The Sporting News)
2002 Southeastern Conference All-Freshman Team (Coaches)

One of the most imposing linemen to ever wear the purple and gold at 6-foot-7 and over 320 pounds ... Talented red-shirt freshman who was named First Team Freshman All-American by The Sporting News ... Makes very few mistakes ... Continues to get better with each contest ... Played and started all 12 games in 2002 after redshirting last year as a true freshman ... Has seen action in 785 plays this year and has allowed just two sacks (1 each vs. Virginia Tech and Arkansas) ... Called for only six penalties all season ... Has all the tools necessary to play at the next level.



#55 Ben Wilkerson • C

6-4 • 300 • So. • 1L
Hemphill, Texas
Hemphill



Talented center who took over the starting role midway through his true freshman season in 2001 ... Started 10 of 12 games for the Tigers in 2002 ... Also snaps on field goals and PATs ... Missed The Citadel and Miami (Ohio) games with a combination knee/ankle injury ... LSU is 14-5 with Wilkerson in the starting lineup ... Extremely smart and gifted player ... Named to the SEC Good Works Team ... Played 620 snaps in 2002 and did not allow a sack all season ... Had only three bad snaps all year and was whistled for just three penalties ... Added 25 pounds of muscle during the offseason ... Sings in church choir and favorite book is Othello ... Played leading role in several high school plays ... Wears the same number his grandfather wore when he played the game.

#95 Kyle Williams • DT

6-3 • 299 • Fr. • HS
Ruston, La.
Ruston



One of only two true freshman to play on the defensive side of the ball in 2002 ... Played in seven games, recording seven tackles ... Saw his first action in the opening games of the season at Virginia Tech ... Recorded two sacks against Louisiana-Lafayette.

Williams' Career Defensive Stats

Year	G-GS	UT	AT	TT	TFL	Sacks	Int
2002 Fr.	7-0	4	3	7	0-0	2-0	0-0
TOTALS	7-0	4	3	7	0-0	2-0	0-0



#98 Torran Williams • DT

6-4 • 290 • Jr. • RS
Miami, Fla.
Dodge City (Kan.) CC
Miramar

Played in 11 games ... Has nine tackles, including a sack ... Collected a career-best two tackles against Louisiana-Lafayette ... Was a first-team All-conference at Dodge City CC after recording 67 tackles and five sacks in his second season.

Williams's Career Defensive Stats

Year	G-GS	UT	AT	TT	TFL	Sacks	Int
2002 Jr.	11-0	4	5	9	1-1	1-1	0-0
TOTALS	11-0	4	5	9	1-1	1-1	0-0



#92 Bryce Wyatt • DE

6-4 • 264 • Jr. • 1L
Lake Charles, La.
Barbe

Played in 12 games and started against Ole Miss ... Had 19 tackles, including 11 solo stops ... Had a career-best seven tackles against Louisiana-Lafayette, including two sacks ... Had three tackles in his start against the Rebels.

Wyatt's Career Defensive Stats

Year	G-GS	UT	AT	TT	TFL	Sacks	Int
2000 Fr.	1-0	0	0	0	0-0	0-0	0-0
2001 So.	7-0	0	4	4	1-4	0-0	0-0
2002 Jr.	12-1	11	8	19	2-11	2-11	0-0
TOTALS	20-1	11	12	23	3-15	2-11	0-0



Wendell York



#51 Wendell York • DS

5-11 • 201 • Sr. • 2L
Baton Rouge, La.
Episcopal

Played in all 12 games as the deep snapper ... Made three special teams tackles and recovered one fumble ... Graduated last May with a degree in accounting and is working toward his graduate degree ... Two-time member of the SEC Academic Honor Roll.



#66 John Young • C

6-3 • 305 • Sr. • 2L
Ruston, La.
Ruston

Played in six games and started both the Citadel and Miami (Ohio) games at center ... Played in 181 plays and did not allow a sack ... Graded out at over 80 percent in all seven games, including two games with perfect grades ... A two-time SEC Academic Honor Roll selection ... Graduated in May with a degree in kinesiology ... Currently working towards a Master's degree.

2002 Final Statistics



LSU FOOTBALL

2002 GAME-BY-GAME RESULTS

RECORD:	OVERALL	HOME	AWAY	NEUTRAL
All Games	8-4-0	6-1-0	2-3-0	0-0-0
Conference (SEC)	5-3-0	3-1-0	2-2-0	0-0-0
Non-Conference	3-1-0	3-0-0	0-1-0	0-0-0

DATE	OPPONENT	RESULT	ATTEND
Sept. 1	at #16 Virginia Tech	L, 8-26	65,049
Sept. 7	The Citadel	W, 35-10	85,022
Sept. 14	Miami (Ohio)	W, 33-7	90,010
Sept. 28	Mississippi State *	W, 31-13	90,793
Oct. 5	UL-Lafayette	W, 48-0	91,357
Oct. 12	at #16 Florida *	W, 36-7	85,252
Oct. 19	South Carolina *	W, 38-14	91,340
Oct. 26	at Auburn *	L, 7-31	85,366
Nov. 9	at Kentucky *	W, 33-30	66,262
Nov. 16	#10 Alabama *	L, 0-31	92,012
Nov. 23	Ole Miss *	W, 14-13	91,613
Nov. 27	at Arkansas *	L, 20-21	55,553

* denotes conference game

Team Statistics

	LSU	OPP
SCORING	303	203
Points per Game	25.2	16.9
FIRST DOWNS	216	185
Rushing	115	83
Passing	79	81
Penalty	22	21
RUSHING YARDAGE	2312	1630
Yards gained rushing	2591	1900
Yards lost rushing	279	270
Rushing Attempts	509	432
Average Per Rush	4.5	3.8
Average Per Game	192.7	135.8
TDs Rushing	18	14
PASSING YARDAGE	1797	1716
Att-Comp-Int	279-136-7	333-148-16
Average Per Pass	6.4	5.2
Average Per Catch	13.2	11.6
Average Per Game	149.8	143.0
TDs Passing	15	11
TOTAL OFFENSE	4109	3346
Total Plays	788	765
Average Per Play	5.2	4.4
Average Per Game	342.4	278.8
KICK RETURNS: #-YARDS	33-805	48-795
PUNT RETURNS: #-YARDS	40-569	34-269
INT RETURNS: #-YARDS	16-229	7-169
FUMBLES-LOST	32-16	16-8
PENALTIES-YARDS	88-712	72-627
PUNTS-AVG	65-41.1	86-40.8
TIME OF POSSESSION/GAME	31:14	28:45
3RD-DOWN CONVERSIONS	61/173	52/172
4TH-DOWN CONVERSIONS	9/15	10/14

Individual Statistics

RUSHING	G	No.	Gain	Loss	Net	Avg	TD	Long	Avg/G
Domanick Davis	12	180	873	27	846	4.7	6	39	70.5
Joseph Addai	11	79	451	18	433	5.5	4	63	39.4
L. Toefield	8	94	435	27	408	4.3	2	59	51.0
Marcus Randall	10	62	333	63	270	4.4	2	16	27.0
Matt Mauck	6	50	242	67	175	3.5	2	27	29.2
Shyrone Carey	8	17	99	2	97	5.7	1	42	12.1
Blain Bech	11	1	35	0	35	35.0	1	35	3.5
Bradie James	12	1	29	0	29	29.0	0	29	2.4
Ryan Gilbert	3	10	42	20	22	2.2	0	15	7.3
Skyler Green	6	2	17	0	17	8.5	0	14	2.8
Dev. Henderson	11	5	19	12	7	1.4	0	9	0.6
Solomon Lee	11	1	6	0	6	6.0	0	6	0.6
Michael Clayton	12	1	3	0	3	3.0	0	3	0.2
Jason Spadoni	9	1	0	2	-2	-2.0	0	0	-0.2
Team	7	1	0	4	-4	-4.0	0	0	-0.6
Rick Clausen	3	4	0	37	-37	-9.2	0	0	-12.3
Total	12	509	2591	279	2312	4.5	18	63	192.7
Opponents	12	432	1900	270	1630	3.8	14	56	135.8

PASSING	G	Effic	Att-Cmp-Int	Pct	Yds	TD	Lng	Avg/G
Marcus Randall	10	119.2	1136-68-4	50.0	980	6	75	98.0
Matt Mauck	6	118.7	6130-63-2	48.5	782	9	42	130.3
Rick Clausen	3	49.50	12-5-1	41.7	35	0	15	11.7
Blain Bech	10	0.00	1-0-0	0.0	0	0	0	0.0
Total	12	115.57	279-136-7	48.7	1797	15	75	149.8
Opponents	12	89.02	333-148-16	44.4	1716	11	60	143.0

RECEIVING	G	No.	Yds	Avg	TD	Long	Avg/G
Michael Clayton	12	51	661	13.0	5	48	55.1
Dev. Henderson	11	23	447	19.4	8	75	40.6
Jerel Myers	12	13	165	12.7	0	26	13.8
Domanick Davis	12	13	99	7.6	0	17	8.2
Reggie Robinson	12	7	119	17.0	0	24	9.9
Eric Edwards	10	6	35	5.8	0	11	4.4
Shyrone Carey	8	5	41	8.2	0	12	5.1
Skyler Green	6	4	99	24.8	1	67	16.5
Joseph Addai	11	4	67	16.8	0	42	6.1
L. Toefield	8	4	21	5.2	0	9	2.6
Bennie Brazell	8	3	28	9.3	0	12	4.0
Dem. Robinson	8	2	11	5.5	1	6	1.4
Solomon Lee	11	1	4	4.0	0	4	0.4
Total	12	136	1797	13.2	15	75	149.8
Opponents	12	148	1716	11.6	11	60	143.0

PUNT RETURNS	No.	Yds	Avg	TD	Long
Domanick Davis	35	499	14.3	1	78
Shyrone Carey	4	70	17.5	0	52
Randall Gay	1	0	0.0	0	0
Total	40	569	14.2	1	78
Opponents	34	269	7.9	0	21

INTERCEPTIONS	No.	Yds	Avg	TD	Long
Corey Webster	7	75	10.7	1	45
Dem. Hoofkin	5	104	20.8	1	49
Damien James	2	32	16.0	1	32
Bradie James	1	0	0.0	0	0
Marcus Spears	1	18	18.0	0	18
Total	16	229	14.3	3	49
Opponents	7	169	24.1	0	64

KICK RETURNS	No.	Yds	Avg	TD	Long
Domanick Davis	20	470	23.5	0	39
Dev. Henderson	11	305	27.7	0	69
Shyrone Carey	2	30	15.0	0	19
Total	33	805	24.4	0	69
Opponents	48	795	16.6	0	41

FUMBLE RETURNS	No.	Yds	Avg	TD	Long
Total	0	0	0.0	0	0
Opponents	2	22	11.0	0	18

2002 Final Statistics



LSU FOOTBALL



Marcus Randall

SCORING	I----- PATS -----I									
	TD	FGs	Kick	Rush	Rcv	Pass	DXP	Saf	Points	
John Corbello	0	15-21	32-32	0-0	0	0-0	0	0	77	
Dev. Henderson	8	0-0	0-0	0-0	0	0-0	0	0	48	
Domanick Davis	7	0-0	0-0	0-0	0	0-0	0	0	42	
Michael Clayton	5	0-0	0-0	0-0	2	0-0	0	0	34	
Joseph Addai	4	0-0	0-0	0-0	0	0-0	0	0	24	
L. Toefield	2	0-0	0-0	0-0	0	0-0	0	0	12	
Matt Mauck	2	0-0	0-0	0-0	0	1-2	0	0	12	
Marcus Randall	2	0-0	0-0	0-0	0	1-1	0	0	12	
Blain Bech	1	0-0	0-0	0-0	0	0-0	0	0	6	
Dem.Robinson	1	0-0	0-0	0-0	0	0-0	0	0	6	
Skyler Green	1	0-0	0-0	0-0	0	0-0	0	0	6	
Damien James	1	0-0	0-0	0-0	0	0-0	0	0	6	
Dem.Hoofkin	1	0-0	0-0	0-0	0	0-0	0	0	6	
Shyrone Carey	1	0-0	0-0	0-0	0	0-0	0	0	6	
Corey Webster	1	0-0	0-0	0-0	0	0-0	0	0	6	
Team	0	0-0	0-0	0-1	0	0-0	0	0	0	
Total	37	15-21	32-32	0-1	2	2-3	0	0	303	
Opponents	25	9-12	22-23	1-1	0	0-1	0	1	203	

TOTAL OFFENSE	G	Plays	Rush	Pass	Total	Avg/G
Marcus Randall	10	198	270	980	1250	125.0
Matt Mauck	6	180	175	782	957	159.5
Domanick Davis	12	180	846	0	846	70.5
Joseph Addai	11	79	433	0	433	39.4
L. Toefield	8	94	408	0	408	51.0
Shyrone Carey	8	17	97	0	97	12.1
Blain Bech	11	2	35	0	35	3.5
Bradie James	12	1	29	0	29	2.4
Ryan Gilbert	3	10	22	0	22	7.3
Skyler Green	6	2	17	0	17	2.8
Dev. Henderson	11	5	7	0	7	0.6
Solomon Lee	11	1	6	0	6	0.6
Michael Clayton	12	1	3	0	3	0.2
Jason Spadoni	9	1	-2	0	-2	-0.2
Rick Clausen	3	16	-37	35	-2	-0.7
Team	7	1	-4	0	-4	-0.6
Total	12	788	2312	1797	4109	342.4
Opponents	12	765	1630	1716	3346	278.8

FIELD GOALS	FGM-FGA	Pct	01-19	20-29	30-39	40-49	50-99	Lg	Bk
John Corbello	15-21	71.4	1-1	4-4	3-3	7-12	0-1	49	3

FG SEQUENCE	LSU	OPPONENTS
Virginia Tech	-	(41)
The Citadel	-	(36)
Miami (Ohio)	(42),(29),(35),(41)	-
Mississippi State	(26)	(21),47,(52)
UL-Lafayette	50,41	-
Florida	(37),(45),(20)	-
South Carolina	(42),42,(48),(37),41	-
Auburn	-	46,(19),34
Kentucky	45,(49),(19)	(29)
Alabama	44	(46)
Ole Miss	-	(36),(39)
Arkansas	(49),(29)	-

Numbers in (parentheses) indicate field goal was made.

PUNTING	No.	Yds	Avg	Long	TB	FC	I20	Blkd
Donnie Jones	60	2618	43.6	86	9	6	16	1
Team	4	17	4.2	17	0	0	0	2
John Corbello	1	39	39.0	39	0	0	1	0
Total	65	2674	41.1	86	9	6	17	3
Opponents	86	3511	40.8	58	4	12	24	0

ALL PURPOSE	G	Rush	Rec	PR	KOR	IR	Tot	Avg/G
Domanick Davis	12	846	99	499	470	0	1914	159.5
Dev. Henderson	11	7	447	0	305	0	759	69.0
Michael Clayton	12	3	661	0	0	0	664	55.3
Joseph Addai	11	433	67	0	0	0	500	45.5
L. Toefield	8	408	21	0	0	0	429	53.6
Marcus Randall	10	270	0	0	0	0	270	27.0
Shyrone Carey	8	97	41	70	30	0	238	29.8
Matt Mauck	6	175	0	0	0	0	175	29.2
Jerel Myers	12	0	165	0	0	0	165	13.8
Reggie Robinson	12	0	119	0	0	0	119	9.9
Skyler Green	6	17	99	0	0	0	116	19.3
Dem.Hoofkin	12	0	0	0	0	104	104	8.7
Corey Webster	12	0	0	0	0	75	75	6.2
Blain Bech	11	35	0	0	0	0	35	3.5
Eric Edwards	10	0	35	0	0	0	35	4.4
Damien James	7	0	0	0	0	32	32	4.6
Bradie James	12	29	0	0	0	0	29	2.4
Bennie Brazell	8	0	28	0	0	0	28	4.0
Ryan Gilbert	3	22	0	0	0	0	22	7.3
Marcus Spears	11	0	0	0	0	18	18	1.6
Dem.Robinson	8	0	11	0	0	0	11	1.4
Solomon Lee	11	6	4	0	0	0	10	1.0
Jason Spadoni	9	-2	0	0	0	0	-2	-0.2
Team	7	-4	0	0	0	0	-4	-0.6
Rick Clausen	3	-37	0	0	0	0	-37	-12.3
Total	12	2312	1797	569	805	229	5712	476.0
Opponents	12	1630	1716	269	795	169	4579	381.6



Corey Webster

2002 Final Defensive Statistics



LSU FOOTBALL



Lionel Turner



Marquise Hill



Cameron Vaughn

DEFENSIVE LEADERS	G	Tackles-----				TFL/Yds	Sacks No-Yds	Pass Defense-----			Fumbles-----		Blkd Kick	Saf
		U	A	Tot				Int-Yds	BrUp	QBH	Rcv-Yds	FF		
11 Bradie James	12	77	70	147	8.5-31	3-17	1-0	2	18	.	1	.	.	
36 Norman Lejeune	12	69	35	104	9.0-43	4-33	.	14	4	.	1	.	.	
93 Chad Lavalais	12	42	23	65	7.5-22	2-6	.	2	21	1-0	.	.	.	
58 Lionel Turner	11	34	30	64	8.5-35	3-20	.	4	4	2-0	.	.	.	
21 Randall Gay	12	45	17	62	1.0-1	.	.	11	4	
94 Marquise Hill	12	29	26	55	3.5-25	3-21	.	1	16	
8 Jack Hunt	12	33	18	51	2.5-11	2-9	.	7	2	
56 Jeremy Lawrence	12	31	16	47	8.5-26	4-14	.	.	12	
84 Marcus Spears	11	29	15	44	3.5-11	3-8	1-18	2	16	
46 Cameron Vaughn	12	19	19	38	3.0-18	2-17	.	1	1	
13 Corey Webster	12	29	5	34	1.0-4	.	7-75	14	4	.	1	.	.	
33 Dem.Hoofkin	12	26	7	33	.	.	5-104	17	1	1-0	1	.	.	
5 Damien James	7	19	12	31	.	.	2-32	7	.	1-0	.	.	.	
96 Byron Dawson	12	18	10	28	3.5-3	2-2	.	.	9	
90 Melvin Oliver	12	11	16	27	4.5-15	5-14	.	1	3	
54 Kenderick Allen	11	14	8	22	1.0-2	.	.	2	6	
92 Bryce Wyatt	12	11	8	19	2.0-11	2-11	.	.	1	1-0	1	.	.	
7 Adrian Mayes	12	13	.	13	.	.	.	1	.	1-0	.	.	.	
49 Ryan O'Neal	12	9	3	12	1-0	1	.	.	
14 Michael Clayton	12	9	1	10	
98 Torran Williams	12	4	5	9	1.0-1	1-1	.	.	3	
1 Ronnie Prude	12	7	2	9	
32 Jason Spadoni	9	6	2	8	
9 Dev. Henderson	11	6	2	8	
26 Travis Moses	7	6	2	8	
95 Kyle Williams	7	4	3	7	.	2-0	.	.	1	
99 Jason Ledoux	8	5	1	6	2.0-4	.	.	1	1	
27 Eric Alexander	12	1	4	5	
62 Brandon Hurley	10	1	3	4	
34 Dorsett Buckels	11	3	1	4	
97 B. Washington	6	2	2	4	
43 Chad White	12	4	.	4	
29 Travis Daniels	5	3	.	3	1.0-1	.	.	1	2	
4 Reggie Robinson	12	3	.	3	
51 Wendell York	12	3	.	3	1-0	.	.	.	
80 Donnie Jones	12	2	.	2	
55 Ben Wilkerson	10	1	.	1	
48 Jarvus Ryes	3	.	1	1	
25 Greg Hercules	1	.	1	1	
88 Dem.Robinson	8	1	.	1	
6 Ryan Gilbert	3	.	1	1	
87 Blain Bech	11	1	.	1	
81 Skyler Green	6	.	1	1	
3 Jerel Myers	12	1	.	1	
12 Marcus Randall	10	1	.	1	
TM Team	7	1	.	1	1	.	.	
10 Joseph Addai	11	.	1	1	
31 Domanick Davis	12	1	.	1	
Total	12	634	371	1005	71-264	24-155	16-229	88	129	9-0	7	.	.	
Opponents	12	-	-	-	-	15-104	7-169	37	.	16-22	22	6	1	

Individual Game-by-Game Defensive Statistics



LSU FOOTBALL

Tackles (UT-AT-TOT)	VT	CIT	MIA	MSU	ULL	UF	USC	AU	UK	ALA	OM	ARK
Eric Alexander, LB	0-0-0	0-0-0	0-0-0	0-0-0	0-3-3	0-1-1	0-0-0	1-0-1	0-0-0	0-0-0	0-0-0	0-0-0
Kenderick Allen, DE	DNP	1-0-0	0-0-0	0-0-0	0-0-0	1-1-2	0-0-0	1-2-3	3-2-5	1-0-1	1-1-2	4-1-5
Dorsett Buckles, LB	DNP	0-1-1	0-0-0	0-0-0	1-0-1	1-0-1	0-0-0	0-0-0	0-0-0	1-0-1	0-0-0	0-0-0
Travis Daniels, CB	DNP	3-0-3	0-0-0	DNP	DNP	0-0-0	DNP	DNP	DNP	0-0-0	DNP	0-0-0
Byron Dawson, DT	4-2-6	0-1-1	0-0-0	1-1-2	3-1-4	1-1-2	2-0-2	3-3-6	1-0-1	1-0-1	1-0-1	2-0-2
Randall Gay, CB	3-2-5	5-1-6	8-0-8	2-3-5	1-1-2	5-1-6	3-3-6	4-0-4	4-4-8	2-1-3	6-2-8	1-1-2
Marquise Hill, DE	3-3-6	2-2-4	3-1-4	1-2-3	2-2-4	2-2-4	2-4-6	4-3-7	3-1-4	3-0-3	2-2-4	1-3-4
Demetrius Hookfin, CB	3-0-3	2-0-2	1-0-1	4-3-7	1-0-1	3-1-4	4-3-7	2-0-2	1-0-1	1-1-2	3-0-3	2-0-2
Jack Hunt, FS	1-2-3	1-0-1	2-1-3	1-0-1	0-3-3	1-1-2	2-0-2	1-0-1	9-6-15	7-0-7	5-3-8	3-2-5
Bradie James, LB	11-8-19	7-11-18	5-2-7	5-7-12	2-6-8	7-4-11	5-6-11	9-5-14	4-5-9	9-6-15	2-3-5	11-7-18
Damien James, FS	1-0-1	6-4-10	3-0-3	3-2-5	1-3-4	2-3-5	3-0-3	DNP	DNP	DNP	DNP	DNP
Chad Lavalais, DT	10-1-11	1-1-2	1-1-2	8-1-9	1-3-4	0-4-4	4-4-8	5-1-6	3-3-6	5-0-5	4-1-5	3-2-5
Jeremy Lawrence, LB	2-2-4	1-1-2	1-1-2	4-0-4	1-2-3	3-1-4	2-2-4	4-2-6	2-0-2	7-4-11	3-1-4	1-0-1
Jason LeDoux, LB	0-0-0	2-0-2	0-0-0	0-0-0	2-1-3	DNP	0-0-0	DNP	DNP	1-0-1	DNP	DNP
Norman LeJeune, SS	8-3-11	3-1-4	1-1-2	5-3-8	6-5-11	7-1-8	5-3-8	4-2-6	5-6-11	8-3-11	10-3-13	7-4-11
Adrian Mayes, FS	0-0-0	2-0-2	2-0-2	2-0-2	2-0-2	1-0-1	1-0-1	0-0-0	2-0-2	1-0-1	0-0-0	0-0-0
Travis Moses, CB	DNP	0-0-0	0-0-0	2-0-2	0-2-2	1-0-1	2-0-2	DNP	1-0-1	DNP	DNP	DNP
Melvin Oliver, DT	2-2-4	0-1-1	1-1-2	1-1-2	1-3-4	0-2-2	2-1-3	1-3-4	0-0-0	2-0-2	0-1-1	0-2-2
Ronnie Prude, CB	1-0-1	1-0-1	3-0-3	1-2-3	1-0-1	0-0-0	0-0-0	0-0-0	0-0-0	0-0-0	0-0-0	0-0-0
Marcus Spears, DE	4-1-5	3-3-6	3-1-4	2-3-5	3-1-4	2-1-3	2-0-2	DNP	2-2-4	1-0-1	1-1-2	4-3-7
Lionel Turner, LB	3-2-5	4-2-6	1-1-2	3-1-4	3-1-4	3-1-4	4-4-8	6-6-12	3-6-9	4-3-7	1-2-3	DNP
Cameron Vaughn, LB	2-1-3	1-2-3	1-0-1	0-1-1	4-4-8	0-0-0	1-2-3	0-0-0	0-1-1	1-1-2	0-1-1	9-6-15
Brandon Washington, DE	0-0-0	1-0-1	1-0-1	0-0-0	0-2-2	0-0-0	0-0-0	0-0-0	0-0-0	0-0-0	0-0-0	0-0-0
Corey Webster, CB	0-0-0	0-0-0	3-1-4	3-0-3	2-0-2	3-0-3	2-0-2	2-1-3	1-0-1	5-0-5	6-2-8	2-1-3
Chad White, DL	0-0-0	1-0-1	0-0-0	0-0-0	0-0-0	1-0-1	1-0-1	0-0-0	0-0-0	0-0-0	1-0-1	0-0-0
Kyle Williams, DT	DNP	0-1-1	2-1-3	1-0-1	1-1-2	0-0-0	DNP	DNP	DNP	0-0-0	DNP	DNP
Torran Williams, DT	1-0-1	0-1-1	1-0-1	0-0-0	1-1-2	0-0-0	0-0-0	0-1-1	1-0-1	1-0-1	0-1-1	DNP
Bryce Wyatt, DE	1-1-2	0-0-0	1-1-2	0-0-0	5-2-7	0-0-0	0-1-1	0-1-1	0-1-1	2-0-2	2-1-3	0-0-0

TFL-Yards	VT	CIT	MIA	MSU	ULL	UF	USC	AU	UK	ALA	OM	ARK
Kenderick Allen, DT	DNP	---	---	---	---	---	---	---	1-2	---	---	---
Byron Dawson, DT	---	---	---	---	1-1	---	---	2-2	---	---	---	---
Travis Daniels, CB	DNP	1-1	---	DNP	DNP	---	DNP	DNP	DNP	---	DNP	---
Randall Gay, CB	---	---	---	---	---	---	1-1	---	---	---	---	---
Marquise Hill, DE	---	---	1-8	1-3	1-10	---	---	1-4	---	---	---	---
Jack Hunt, FS	---	---	1-9	---	---	---	---	---	---	---	---	1-2
Bradie James, LB	1-3	1-3	---	1-5	1-5	1-1	1-1	1-1	---	1-1	1-2	1-9
Chad Lavalais, DT	2-8	---	---	1-1	---	---	---	---	2-6	2-3	1-4	---
Jeremy Lawrence, LB	---	---	---	---	---	2-6	1-1	2-7	---	4-12	---	---
Jason LeDoux, LB	---	2-4	---	---	---	DNP	---	DNP	DNP	---	DNP	DNP
Norman LeJeune, CB	---	---	---	---	2-16	---	---	---	1-1	1-1	3-21	2-4
Melvin Oliver, DT	---	---	---	---	1-5	---	2-9	---	---	---	---	---
Marcus Spears, DE	2-5	1-1	---	---	---	1-5	---	DNP	---	---	---	---
Lionel Turner, LB	---	---	1-2	1-3	---	1-3	---	2-5	1-6	2-14	1-2	---
Cameron Vaughn, LB	1-9	---	---	---	2-9	---	---	---	---	---	---	---
Corey Webster, CB	---	---	---	---	---	---	1-4	---	---	---	---	---
Torran Williams, DL	---	---	1-1	---	---	---	---	---	---	---	---	---
Bryce Wyatt, DE	---	---	---	---	2-11	---	---	---	---	---	---	---

Sack-Yards	VT	CIT	MIA	MSU	ULL	UF	USC	AU	UK	ALA	OM	ARK
Byron Dawson, DT	---	---	---	---	---	---	---	1-0-2	---	---	---	---
Marquise Hill, DE	---	---	1-0-8	1-0-3	1-0-10	---	---	---	---	---	---	---
Jack Hunt, FS	---	---	1-0-9	---	---	---	---	---	---	---	---	---
Bradie James, LB	0.5-3	---	---	---	1-0-5	---	---	---	---	---	---	1-0-9
Chad Lavalais, DT	1-0-6	---	---	---	---	---	---	---	---	---	---	---
Jeremy Lawrence, LB	---	---	---	---	---	1.5-6	1-0-1	1-0-7	---	---	---	---
Norman LeJeune, CB	---	---	---	---	1-0-15	---	---	---	---	---	3-0-21	---
Melvin Oliver, DT	---	---	---	---	1.5-5	---	2-0-9	---	---	---	---	---
Marcus Spears, DT	0.5-3	---	---	---	---	0.5-5	---	DNP	---	---	---	---
Lionel Turner, LB	---	---	---	---	---	---	---	---	1-0-6	2-0-14	---	---
Cameron Vaughn, LB	1-0-9	---	---	---	1-0-8	---	---	---	---	---	---	---
Torran Williams, DL	---	---	1-0-1	---	---	---	---	---	---	---	---	---
Bryce Wyatt, DE	---	---	---	---	2-0-11	---	---	---	---	---	---	---

Interception-Yards	VT	CIT	MIA	MSU	ULL	UF	USC	AU	UK	ALA	OM	ARK
Demetrius Hookfin, CB	---	---	---	1-49	---	---	1-10	---	---	1-0	1-45	---
Bradie James, LB	---	---	1-0	---	---	---	---	---	---	---	---	---
Damien James, FS	---	1-32	---	---	1-0	---	---	DNP	DNP	DNP	DNP	DNP
Marcus Spears, DE	---	---	---	---	---	1-18	---	DNP	---	---	---	---
Corey Webster, CB	---	---	---	2-26	---	3-49	---	---	---	---	1-0	1-0

Individual Game-by-Game Offensive Statistics



LSU FOOTBALL

Passing

Matt Mauck	Att	Cmp	Int	Yds	TD	Lg
at Virginia Tech	35	15	1	134	0	17
Citadel	18	8	1	90	0	14
Miami (Ohio)	26	15	0	215	3	32
MississippiState	12	4	0	52	1	36
UL-Lafayette	19	8	0	138	3	42
at Florida	20	13	0	153	2	39
SouthCarolina	did not play					
at Auburn	did not play					
at Kentucky	did not play					
Alabama	did not play					
Ole Miss	did not play					
at Arkansas	did not play					

Marcus Randall	Att	Cmp	Int	Yds	TD	Lg
at Virginia Tech	did not play					
Citadel	4	2	0	17	0	9
Miami (Ohio)	0	0	0	0	0	0
MississippiState	did not play					
UL-Lafayette	4	2	0	16	0	11
at Florida	0	0	0	0	0	0
SouthCarolina	23	12	0	183	0	26
at Auburn	20	9	4	79	0	21
at Kentucky	23	10	0	264	3	75
Alabama	17	6	0	39	0	17
Ole Miss	20	13	0	179	2	27
at Arkansas	25	14	0	203	1	67

Rushing

Domanick Davis	Att	Gn	Ls	Net	TD	Lng
at Virginia Tech	7	26	3	23	1	11
Citadel	15	86	2	84	2	22
Miami (Ohio)	11	54	3	51	0	18
MississippiState	18	122	0	122	1	19
UL-Lafayette	15	58	8	50	2	13
at Florida	14	84	0	84	0	39
SouthCarolina	26	113	0	113	1	15
at Auburn	14	42	0	42	0	8
at Kentucky	20	79	3	76	0	12
Alabama	9	47	0	47	0	15
Ole Miss	17	89	2	87	0	10
at Arkansas	14	71	4	67	0	12

LaBrandon Toefield	Att	Gn	Ls	Net	TD	Lng
at Virginia Tech	10	46	0	46	1	11
Citadel	6	85	0	85	1	59
Miami (Ohio)	17	115	4	111	0	16
MississippiState	21	76	3	73	0	17
UL-Lafayette	3	8	0	8	0	6
at Florida	did not play					
SouthCarolina	did not play					
at Auburn	did not play					
at Kentucky	did not play					
Alabama	6	26	4	22	0	12
Ole Miss	17	47	12	35	0	9
at Arkansas	14	32	4	28	0	7

Joseph Addai	Att	Gn	Ls	Net	TD	Lng
at Virginia Tech	1	5	0	5	0	5
Citadel	14	89	1	88	0	23
Miami (Ohio)	5	20	0	20	0	7
MississippiState	0	0	0	0	0	0
UL-Lafayette	11	104	6	98	2	34
at Florida	14	57	1	56	0	9
SouthCarolina	7	18	4	14	0	7
at Auburn	10	46	2	44	1	19
at Kentucky	9	92	1	91	1	63
Alabama	5	18	3	15	0	9
Ole Miss	did not play					
at Arkansas	0	0	0	0	0	0

Shyrone Carey	Att	Gn	Ls	Net	TD	Lng
at Virginia Tech	0	0	0	0	0	0
Citadel	0	0	0	0	0	0
Miami (Ohio)	0	0	0	0	0	0
MississippiState	did not play					
UL-Lafayette	6	21	0	21	0	9
at Florida	2	7	0	7	0	4
SouthCarolina	6	68	0	68	1	42
at Auburn	did not play					
at Kentucky	did not play					
Alabama	did not play					
Ole Miss	1	0	2	-2	0	0
at Arkansas	2	3	0	3	0	2

Marcus Randall	Att	Gn	Ls	Net	TD	Lng
at Virginia Tech	did not play					
Citadel	1	14	0	14	0	14
Miami (Ohio)	1	2	0	2	0	2
MississippiState	did not play					
UL-Lafayette	3	7	10	-3	0	7
at Florida	0	0	0	0	0	0
SouthCarolina	6	39	3	36	1	14
at Auburn	16	84	10	74	0	12
at Kentucky	10	47	11	36	0	11
Alabama	6	54	0	54	0	16
Ole Miss	9	44	13	31	0	15
at Arkansas	10	42	16	26	1	9

Receiving

Michael Clayton	Rec	Yds	TD	Lng
at Virginia Tech	5	49	0	17
Citadel	5	55	0	12
Miami (Ohio)	7	91	2	24
MississippiState	1	7	0	7
UL-Lafayette	3	56	2	36
at Florida	3	83	0	39
SouthCarolina	5	77	0	25
at Auburn	2	10	0	7
at Kentucky	4	54	0	17
Alabama	3	13	0	6
Ole Miss	6	77	1	27
at Arkansas	7	89	0	48



Michael Clayton

Jerel Myers	Rec	Yds	TD	Lng
at Virginia Tech	1	6	0	6
Citadel	0	0	0	0
Miami (Ohio)	1	23	0	23
MississippiState	0	0	0	0
UL-Lafayette	0	0	0	0
at Florida	0	0	0	0
SouthCarolina	2	45	0	26
at Auburn	3	44	0	21
at Kentucky	0	0	0	0
Alabama	0	0	0	0
Ole Miss	4	40	0	17
at Arkansas	2	7	0	4



Jerel Myers

Reggie Robinson	Rec	Yds	TD	Lng
at Virginia Tech	0	0	0	0
Citadel	1	10	0	10
Miami (Ohio)	1	23	0	23
MississippiState	0	0	0	0
UL-Lafayette	0	0	0	0
at Florida	0	0	0	0
SouthCarolina	3	55	0	21
at Auburn	1	7	0	7
at Kentucky	0	0	0	0
Alabama	0	0	0	0
Ole Miss	1	24	0	24
at Arkansas	0	0	0	0



Reggie Robinson

Individual Game-by-Game Offensive Statistics



LSU FOOTBALL

Devery Henderson	Rec	Yds	TD	Lng
at Virginia Tech	1	10	0	10
Citadel	3	31	0	14
Miami (Ohio)	1	32	0	32
MississippiState	2	44	1	36
UL-Lafayette	1	20	1	20
at Florida	4	49	2	25
SouthCarolina	0	0	0	0
at Auburn	2	16	0	14
at Kentucky	5	201	3	75
Alabama	3	25	0	15
Ole Miss	1	19	1	19
at Arkansas	did not play			



Devery Henderson

Skyler Green	Rec	Yds	TD	Lng
at Virginia Tech	did not play			
Citadel	did not play			
Miami (Ohio)	0	0	0	0
MississippiState	0	0	0	0
UL-Lafayette	0	0	0	0
at Florida	did not play			
SouthCarolina	did not play			
at Auburn	did not play			
at Kentucky	did not play			
Alabama	0	0	0	0
Ole Miss	1	7	0	7
at Arkansas	3	92	1	67



Skyler Green

Shyrone Carey	Rec	Yds	TD	Lng
at Virginia Tech	1	9	0	9
Citadel	1	11	0	11
Miami (Ohio)	0	0	0	0
MississippiState	did not play			
UL-Lafayette	2	12	0	12
at Florida	0	0	0	0
SouthCarolina	0	0	0	0
at Auburn	did not play			
at Kentucky	did not play			
Alabama	did not play			
Ole Miss	1	9	0	9
at Arkansas	0	0	0	0



Shyrone Carey

Bennie Brazell	Rec	Yds	TD	Lng
at Virginia Tech	1	12	0	12
Citadel	0	0	0	0
Miami (Ohio)	0	0	0	0
MississippiState	0	0	0	0
UL-Lafayette	2	16	0	11
at Florida	0	0	0	0
SouthCarolina	0	0	0	0
at Auburn	did not play			
at Kentucky	did not play			
Alabama	did not play			
Ole Miss	did not play			
at Arkansas	did not play			



Bennie Brazell

Eric Edwards	Rec	Yds	TD	Lng
at Virginia Tech	1	11	0	11
Citadel	did not play			
Miami (Ohio)	did not play			
MississippiState	0	0	0	0
UL-Lafayette	0	0	0	0
at Florida	1	6	0	6
SouthCarolina	1	2	0	2
at Auburn	0	0	0	0
at Kentucky	0	0	0	0
Alabama	2	10	0	5
Ole Miss	0	0	0	0
at Arkansas	1	6	0	6




Eric Edwards

LaBrandon Toefield	Rec	Yds	TD	Lng
at Virginia Tech	3	20	0	9
Citadel	0	0	0	0
Miami (Ohio)	0	0	0	0
MississippiState	1	1	0	1
UL-Lafayette	0	0	0	0
at Florida	did not play			
SouthCarolina	did not play			
at Auburn	did not play			
at Kentucky	did not play			
Alabama	0	0	0	0
Ole Miss	0	0	0	0
at Arkansas	0	0	0	0



LaBrandon Toefield

Domanick Davis	Rec	Yds	TD	Lng
at Virginia Tech	1	8	0	8
Citadel	0	0	0	0
Miami (Ohio)	3	35	0	11
MississippiState	0	0	0	0
UL-Lafayette	0	0	0	0
at Florida	3	3	0	3
SouthCarolina	1	4	0	4
at Auburn	1	2	0	2
at Kentucky	1	9	0	9
Alabama	1	17	0	17
Ole Miss	2	21	0	13
at Arkansas	0	0	0	0



Domanick Davis

Return Yards

	kickoff returns			punt returns		
	No.	Yards	Lng	No.	Yards	Lng
Domanick Davis						
at Virginia Tech	4	85	25	4	52	24
Citadel	1	32	32	3	17	15
Miami (Ohio)	0	0	0	5	116	57
MississippiState	1	36	36	4	128	78
UL-Lafayette	0	0	0	1	41	41
at Florida	1	14	14	4	62	31
SouthCarolina	2	61	39	2	23	18
at Auburn	2	48	31	1	9	9
at Kentucky	1	31	31	3	19	11
Alabama	5	107	26	3	13	12
Ole Miss	2	45	25	4	12	7
at Arkansas	1	11	11	1	7	7

Punting

Donnie Jones	No.	Yds	Avg	Lg	I-20
at Virginia Tech	7	245	35.0	50	1
Citadel	4	211	52.8	56	2
Miami (Ohio)	0	0	0.0	0	0
MississippiState	4	172	43.0	53	0
UL-Lafayette	6	248	41.3	52	2
at Florida	5	215	43.0	51	0
SouthCarolina	2	92	46.0	56	2
at Auburn	5	203	40.6	47	0
at Kentucky	6	305	50.2	86	2
Alabama	8	344	43.0	60	2
Ole Miss	8	364	45.5	54	3
at Arkansas	5	209	41.8	47	2

Field Goals

John Corbello	Made	Missed
at Virginia Tech	none	none
Citadel	none	none
Miami (Ohio)	42,29,35,41	none
MississippiState	26	none
UL-Lafayette	none	50,41
at Florida	37,45,20	none
SouthCarolina	42,48,37	42,41
at Auburn	none	none
at Kentucky	49,19	45 (blocked)
Alabama	none	44 (blocked)
Ole Miss	none	none
at Arkansas	49,29	none

Career Highs

Matt Mauck • Quarterback

	Career	2002 Season		Career	2002 Season
20 completion games	0	0	200-yard passing games	1	1
25 completion games	0	0	250-yard passing games	0	0
Two touchdown games	3	3	300-yard passing games	0	0
Three touchdown games	2	2	50-yard rushing games	1	0
Two TD rushing games	1	0	75-yard rushing games	0	0
Career Highs			2002 Season Highs		
Attempts	35 vs. Virginia Tech (9/1/02)		Attempts	35 vs. Virginia Tech (9/1)	
Completions	15 twice, last vs. Miami (Ohio) (9/14/02)		Completions	15 twice, last vs. Miami (Ohio) (9/14)	
Yards	215 vs. Miami (Ohio) (9/14/02)		Yards	215 vs. Miami (Ohio) (9/14)	
Touchdowns	3 twice, last vs. UL-Lafayette (10/5/02)		Touchdowns	3 twice, last vs. UL-Lafayette (10/5)	
Longest Completion	42 vs. UL-Lafayette (10/5/02)		Longest Completion	42 vs. UL-Lafayette (10/5)	
Interceptions	2 vs. Florida (10/6/01)		Interceptions	1 vs. Virginia Tech (9/1), Citadel (9/7)	
Carries	15 vs. Florida (10/12/02)		Carries	15 vs. Florida (10/12)	
Rushing Yards	67 vs. Florida (10/12/02)		Rushing Yards	67 vs. Florida (10/12)	

Marcus Randall • Quarterback

	Career	2002 Season		Career	2002 Season
20 completion games	0	0	200-yard passing games	2	2
25 completion games	0	0	250-yard passing games	1	1
Two touchdown games	1	1	50-yard rushing games	2	2
Two TD rushing games	0	0	75-yard rushing games	0	0
Career Highs/2002 Season Highs					
Attempts	25 vs. Arkansas (11/29)				
Completions	14 vs. Arkansas (11/29)				
Yards	264 vs. Kentucky (11/9)				
Touchdowns	3 vs. Kentucky (11/9)				
Longest Completion	75 vs. Kentucky (11/9)				
Interceptions	4 vs. Auburn (10/26)				
Carries	16 vs. Auburn (10/26)				
Rushing Yards	74 vs. Auburn (10/26)				

LaBrandon Toefield • Running Back

	Career	2002 Season		Career	2002 Season
20 carry games	10	1	100-yard rushing games	7	1
25 carry games	4	0	125-yard rushing games	3	0
30 carry games	1	0	150-yard rushing games	2	0
Two touchdown games	6	0	5 reception games	1	0
Three touchdown games	4	0	50-yard receiving games	1	0
Four touchdown games	1	0	150 all-purpose yards	3	0
Career Highs			2002 Season Highs		
Carries	30 vs. Arkansas (11/23/01)		Carries	17 twice, last vs. Ole Miss (11/23/02)	
Yards Rushing	183 vs. Utah State (9/8/01)		Yards Rushing	111 vs. Miami (Ohio) (9/14)	
Touchdowns (rush)	4 vs. Utah State (9/8/01)		Touchdowns (rush)	1 vs. Virginia Tech (9/1), Citadel (9/7)	
Longest Rush	74 vs. Tennessee (9/30/00)		Longest Rush	59 vs. Citadel (9/7)	
Receptions	5 vs. Kentucky (10/13/01)		Receptions	3 vs. Virginia Tech (9/1)	
Yards Receiving	54 vs. Kentucky (10/13/01)		Yards Receiving	20 vs. Virginia Tech (9/1)	
Longest Reception	31 vs. Tennessee (9/29/01)		Longest Reception	9 vs. Virginia Tech (9/1)	
Touchdowns (rec)	n/a		Touchdowns (rec)	n/a	
All-Purpose Yards	195 vs. Arkansas (11/23/01)		All-Purpose Yards	111 vs. Miami (Ohio) (9/14)	

Domanick Davis • Running Back

	Career	2002 Season		Career	2002 Season
20 carry games	4	1	150 all-purpose yards	11	5
25 carry games	2	0	200 all-purpose yards	5	2
100-yard rushing games	4	1	250 all-purpose yards	3	1
125-yard rushing games	0	0	Two-touchdown games	6	3
Career Highs			2002 Season Highs		
Carries	28 vs. Illinois (1/1/02)		Carries	20 vs. Kentucky (11/16)	
Yards Rushing	122 twice, last vs. Mississippi St. (9/28/02)		Yards Rushing	122 vs. Mississippi State (9/28)	
Touchdowns (rush)	4 vs. Illinois (1/1/02)		Touchdowns (rush)	2 twice, last vs. UL-Lafayette (9/28)	
Longest Rush	39 vs. Florida (10/12/02)		Longest Rush	39 vs. Florida (10/12)	
Receptions	4 vs. Tennessee (9/30/00)		Receptions	3 vs. Miami (Ohio) (9/14), Florida (10/12)	
Yards Receiving	57 vs. Florida (10/7/00)		Yards Receiving	35 vs. Miami (Ohio) (9/14)	
Longest Reception	54 vs. Florida (10/7/00)		Longest Reception	13 vs. Ole Miss (11/23)	
Touchdowns (rec)	1 vs. Middle Tennessee (11/10/01)		Touchdowns (rec)	n/a	
Longest Punt Return	78 vs. Mississippi State (9/28/02)		Longest Punt Return	78 vs. Mississippi State (9/28)	
Longest Kick Return	59 vs. Tulane (9/1/01)		Longest Kick Return	32 vs. Citadel (9/7)	
All-Purpose Yards	286 vs. Mississippi State (9/28/02)		All-Purpose Yards	286 vs. Mississippi State (9/28)	

Career Highs



Joseph Addai • Running Back

	Career	2002 Season		Career	2002 Season
20 carry games	0	0	100-yard rushing games	0	0
Two touchdown games	1	1	5 reception games	0	0
Three touchdown games	0	0	50-yard receiving games	0	0
Career Highs/2002 Season Highs					
Carries	16 vs. Florida (10/12)				
Yards Rushing	98 vs. UL-Lafayette (10/5)				
Touchdowns (rush)	2 vs. UL-Lafayette (10/5)				
Longest Rush	63 vs. Kentucky (11/9)				
Receptions	2 vs. UL-Lafayette (10/5)				
Yards Receiving	50 vs. UL-Lafayette (10/5)				
Longest Reception	42 vs. UL-Lafayette (10/5)				
Touchdowns (rec)	n/a				
All-Purpose Yards	148 vs. UL-Lafayette (10/5)				

Michael Clayton • Wide Receiver

	Career	2002 Season		Career	2002 Season
5-reception games	8	3	50-yard receiving games	11	3
10-reception games	0	0	75-yard receiving games	9	2
Two touchdown games	2	1	100-yard receiving games	3	0
Career Highs					
Receptions	9 vs. Kentucky (10/13/01)		2002 Season Highs		
Yards Receiving	126 vs. Alabama (11/3/01)		Receptions	7 twice, last vs. Arkansas (11/29)	
Longest Reception	67 vs. Tennessee (9/29/01)		Yards Receiving	91 vs. Miami (Ohio) (9/14)	
Touchdowns (rec)	2 twice, last vs. Miami (Ohio) (9/14/02)		Longest Reception	48 vs. Arkansas (11/29)	
All-Purpose Yards	126 vs. Alabama (11/3/01)		Touchdowns (rec)	2 twice, last vs. UL-Lafayette (10/5)	
			All-Purpose Yards	91 vs. Miami (Ohio) (9/14)	

Jerel Myers • Wide Receiver

	Career	2002 Season		Career	2002 Season
5-reception games	10	0	50-yard receiving games	13	0
10-reception games	1	0	75-yard receiving games	4	0
Two touchdown games	2	0	100-yard receiving games	4	0
Career Highs					
Receptions	13 vs. Auburn (9/18/99)		Receptions	4 vs. Ole Miss (11/23/02)	
Yards Receiving	153 vs. Auburn (9/18/99)		Yards Receiving	44 vs. Auburn (10/26)	
Longest Reception	45 vs. Western Carolina (9/2/00)		Longest Reception	23 vs. Miami (Ohio) (9/14)	
Touchdowns	2 vs. Western Carolina (9/2/00)		Touchdowns	n/a	

Reggie Robinson • Wide Receiver

	Career	2002 Season		Career	2002 Season
5-reception games	4	0	50-yard receiving games	5	0
10-reception games	1	0	75-yard receiving games	2	0
Two touchdown games	1	0	100-yard receiving games	2	0
Career Highs					
Receptions	10 vs. Mississippi State (10/21/00)		Receptions	3 vs. South Carolina (10/19)	
Yards Receiving	154 vs. Arkansas (11/26/99)		Yards Receiving	55 vs. South Carolina (10/19)	
Longest Reception	80 vs. Western Carolina (9/2/00)		Longest Reception	24 vs. Ole Miss (11/23/02)	
Touchdowns	2 vs. Arkansas (11/26/99)		Touchdowns	n/a	

Devery Henderson • Wide Receiver

	Career	2002 Season		Career	2002 Season
5-reception games	1	1	100-yard receiving games	1	1
Two touchdown games	2	2	150-yard receiving games	1	1
Career Highs					
Receptions	5 vs. Kentucky (11/9/02)		Receptions	5 vs. Kentucky (11/9)	
Yards Receiving	201 vs. Kentucky (11/9/02)		Yards Receiving	201 vs. Kentucky (11/9)	
Longest Reception	75 vs. Kentucky (11/9/02)		Longest Reception	75 vs. Kentucky (11/9)	
Touchdowns (rec)	3 vs. Kentucky (11/9/02)		Touchdowns (rec)	3 vs. Kentucky (11/9)	
Longest Kick Return	69 vs. UL-Lafayette (10/5)		Longest Kick Return	69 vs. UL-Lafayette (10/5)	
All-Purpose Yards	298 vs. Kentucky (11/9/02)		All-Purpose Yards	298 vs. Kentucky (11/9)	

Skyler Green • Wide Receiver

	Career	2002 Season		Career	2002 Season
5-reception games	0	0	50-yard receiving games	1	1
10-reception games	0	0	75-yard receiving games	1	1
Two touchdown games	0	0	100-yard receiving games	0	0
Career Highs/2002 Season Highs					
Receptions	3 vs. Arkansas (11/29)				
Yards Receiving	92 vs. Arkansas (11/29)				
Longest Reception	67 vs. Arkansas (11/29)				
Touchdowns	1 vs. Arkansas (11/29)				

Team Miscellaneous Statistics

SPECIAL TEAMS DEFENSE

PLAYER	TOT	SOLO	ASST	OTHER
Virginia Tech				
Bradie James	5	2	3	
Norman LeJeune	2	1	1	
Lionel Turner	0	0	0	FR
The Citadel				
Jason Spadoni	2	2	0	
Bradie James	1	1	0	FF
Wendell York	0	0	0	FR
Miami (Ohio)				
Adrian Mayes	2	2	0	
Ronnie Prude	2	2	0	
Bradie James	1	1	0	
Mississippi State				
Travis Moses	2	2	0	
Adrian Mayes	2	2	0	
Michael Clayton	1	1	0	
UL-Lafayette				
Devery Henderson	2	2	0	
Jason Spadoni	2	2	0	
Jack Hunt	2	0	2	
Adrian Mayes	1	1	0	
Florida				
Jack Hunt	2	1	1	
Corey Webster	1	1	0	
Devery Henderson	1	1	0	
Adrian Mayes	1	1	0	
Norman LeJeune	1	1	0	
South Carolina				
Michael Clayton	2	1	1	
Corey Webster	1	1	0	
Adrian Mayes	1	1	0	
Jack Hunt	1	1	0	
Auburn				
Ryan O'Neal	2	2	0	FF, FR
Wendell York	1	1	0	
Randall Gay	1	1	0	
Bradie James	1	1	0	
Kentucky				
Adrian Mayes	2	2	0	FR
Devery Henderson	2	2	0	
Michael Clayton	2	2	0	
Donnie Jones	2	2	0	
Alabama				
Bradie James	1	1	0	
Adrian Mayes	1	1	0	
Wendell York	1	1	0	
Michael Clayton	1	1	0	
Ole Miss				
Ryan O'Neal	1	1	0	
Devery Henderson	1	1	0	
Michael Clayton	1	1	0	
Chad White	1	1	0	
Arkansas				
Ryan O'Neal	3	3	0	
Norman LeJeune	3	2	0	
Corey Webster	2	2	0	

Turnovers

OPPONENT	LSU				MARGIN	Opponent			
	FUM	INT	TOT	PTS OFF		PTS OFF	TOT	FUM	INT
at Virginia Tech	1	1	2	0	-1	7	1	1	0
Citadel	2	1	3	14	-1	3	2	1	1
Miami (OH)	1	0	1	7	even	0	1	0	1
Mississippi State	3	0	3	3	even	10	3	0	3
UL-Lafayette	2	0	2	13	+1	0	3	2	1
at Florida	0	0	0	13	+4	0	4	0	4
South Carolina	0	0	0	10	+2	0	2	0	2
at Auburn	1	4	5	0	-4	17	1	1	0
at Kentucky	0	0	0	3	+2	0	2	2	0
Alabama	2	0	2	0	-1	7	1	0	1
Ole Miss	3	1	4	0	-1	6	3	1	2
at Arkansas	1	0	1	0	even	0	1	0	1
TOTALS	16	7	23	63	+1	50	24	6	16

LSU Big Plays

OPPONENT	Rushing				Passing				Special Teams	
	15+	20+	30+	40+	20+	30+	40+	50+	BLOCK	RET. TD
at Virginia Tech	0	0	0	0	0	0	0	0	0	0
Citadel	3	3	1	1	0	0	0	0	0	0
Miami (OH)	4	0	0	0	4	1	0	0	0	0
Mississippi State	3	1	0	0	1	1	0	0	0	1
UL-Lafayette	3	3	3	0	3	2	1	0	0	0
at Florida	4	4	2	0	4	1	0	0	0	0
South Carolina	2	1	1	1	3	0	0	0	0	0
at Auburn	1	0	0	0	1	0	0	0	0	0
at Kentucky	1	1	1	1	4	3	2	2	0	0
Alabama	3	0	0	0	0	0	0	0	0	0
Ole Miss	1	0	0	0	2	0	0	0	0	0
at Arkansas	0	0	0	0	2	2	2	1	0	0
TOTALS	25	13	8	3	24	10	5	3	0	1

Opponent Big Plays

OPPONENT	Rushing				Passing				Special Teams	
	15+	20+	30+	40+	20+	30+	40+	50+	BLOCK	RET. TD
at Virginia Tech	1	1	1	0	0	0	0	0	2 punt	0
Citadel	1	1	1	0	1	0	0	0	0	0
Miami (OH)	0	0	0	0	1	0	0	0	0	0
Mississippi State	2	2	0	0	1	1	0	0	0	0
UL-Lafayette	0	0	0	0	0	0	0	0	0	0
at Florida	1	1	0	0	0	0	0	0	0	0
South Carolina	3	1	0	0	2	1	1	1	0	0
at Auburn	4	2	1	0	1	1	1	0	0	0
at Kentucky	3	1	0	0	3	2	2	0	1 FG, 1 punt	0
Alabama	7	3	1	0	4	1	0	0	1 FG	0
Ole Miss	1	0	0	0	2	0	0	0	0	0
at Arkansas	3	2	1	1	3	3	1	1	0	0
TOTALS	26	14	6	1	18	9	5	2	3 punt, 2 FG	0

LSU Average Scoring Drives

OPPONENT	No.	Plays	Yards	Time	For TD	Plays	Yards	Time
at Virginia Tech	1	10.0	82.0	4:02	1	10.0	82.0	4:02
Citadel	4	5.8	56.8	2:16	4	5.8	56.8	2:16
Miami (OH)	7	7.7	46.3	2:57	3	5.3	49.3	1:53
Mississippi State	4	8.0	49.3	3:44	3	10.0	73.3	4:41
UL-Lafayette	6	5.4	44.3	2:12	6	5.4	44.3	2:12
at Florida	6	6.2	35.3	2:40	3	6.7	49.7	3:09
South Carolina	6	9.0	60.8	4:05	3	8.3	61.0	4:10
at Auburn	1	7.0	81.0	3:55	1	7.0	81.0	3:55
at Kentucky	6	5.3	58.7	2:00	4	4.3	75.8	1:20
Alabama	0	0.0	0.0	0:00	0	0.0	0.0	0:00
Ole Miss	2	8.5	75.0	2:06	2	8.5	75.0	2:06
at Arkansas	4	9.8	71.3	3:51	2	7.5	87.0	3:09
TOTALS	44	7.2	54.4	2:56	32	6.6	61.4	2:44

Team Miscellaneous Statistics



LSU FOOTBALL

Field Position

LSU							Opponents						
OPPONENT	No. of Drives	Avg. Start	Off KO	Off Punt	Inside 20	Past 50	OPPONENT	No. of Drives	Avg. Start	Off KO	Off Punt	Inside 20	Past 50
Virginia Tech	15	Own 24	Own 26	Own 24	6	1	Virginia Tech	15	Own 43	Own 23	Own 43	2	6
Citadel	13	Own 33	Own 34	Own 28	4	3	Citadel	14	Own 25	Own 23	Own 14	8	1
Miami (OH)	10	Own 42	Own 32	Own 45	1	4	Miami (OH)	11	Own 23	Own 26	Own 11	5	0
Mississippi St.	14	Own 34	Own 28	Own 26	3	3	Mississippi St.	15	Own 40	Own 30	Own 29	1	3
UL-Lafayette	17	Own 48	Opp 31	Own 43	2	7	UL-Lafayette	18	Own 26	Own 19	Own 29	6	2
Florida	14	Own 34	Own 25	Own 36	3	2	Florida	14	Own 26	Own 22	Own 36	2	1
South Carolina	10	Own 32	Own 31	Own 34	2	2	South Carolina	11	Own 17	Own 17	Own 9	7	0
Auburn	12	Own 23	Own 23	Own 15	3	0	Auburn	12	Opp 49	Own 22	Own 44	1	6
Kentucky	14	Own 26	Own 25	Own 19	5	1	Kentucky	13	Own 31	Own 22	Own 41	3	2
Alabama	12	Own 30	Own 32	Own 30	1	0	Alabama	12	Own 24	Own 10	Own 26	3	0
Ole Miss	15	Own 27	Own 22	Own 29	3	1	Ole Miss	16	Own 32	Own 21	Own 25	6	4
Arkansas	11	Own 23	Own 19	Own 27	4	1	Arkansas	10	Own 27	Own 20	Own 29	2	1
TOTALS	157	Own 32	Own 27	Own 31	37	25	TOTALS	161	Own 31	Own 22	Own 31	45	26

Drive Statistics

LSU								Opponents							
OPPONENT	No.	3 & Out	Pct.	Score	Pct.	TD	Pct.	OPPONENT	No.	3 & Out	Pct.	Score	Pct.	TD	Pct.
Virginia Tech	15	8	53.3	1	6.7	1	6.7	Virginia Tech	15	5	33.3	4	26.7	3	20.0
Citadel	13	1	7.7	4	30.8	4	30.8	Citadel	14	5	35.7	2	14.3	1	7.1
Miami (OH)	10	1	10.0	7	70.0	3	30.0	Miami (OH)	11	3	27.3	1	18.2	1	18.2
Mississippi St.	14	2	14.3	4	28.6	3	21.4	Mississippi St.	15	4	26.7	3	20.0	1	6.7
UL-Lafayette	17	5	29.4	7	41.2	7	41.2	UL-Lafayette	18	12	66.7	0	0.0	0	0.0
Florida	14	4	28.6	5	35.7	3	21.4	Florida	14	3	21.4	1	7.1	1	7.1
South Carolina	10	2	20.0	6	60.0	3	30.0	South Carolina	11	3	27.3	2	18.2	2	18.2
Auburn	12	4	33.3	1	8.3	1	8.3	Auburn	12	2	16.7	5	41.7	4	33.3
Kentucky	14	5	35.7	6	42.9	4	28.6	Kentucky	13	3	23.1	5	38.5	4	30.8
Alabama	12	5	41.7	0	0.0	0	0.0	Alabama	12	2	18.3	5	41.7	4	33.3
Ole Miss	15	5	33.3	2	13.3	2	13.3	Ole Miss	16	5	31.3	3	18.8	1	6.3
Arkansas	11	3	27.3	4	36.4	2	18.2	Arkansas	10	3	30.0	3	30.0	3	30.0
TOTALS	157	45	28.7	47	29.9	34	21.7	TOTALS	161	47	29.2	34	21.1	24	14.9

In the Redzone

LSU								Opponents							
OPPONENT	Inside 20	TD	Run/Pass	TDPct.	FG	Score Pct.		OPPONENT	Inside 20	TD	Run/Pass	TDPct.	FG	Score Pct.	
Virginia Tech	1	1	1/0	100.0	0	100.0		Virginia Tech	4	3	3/0	75.0	0	75.0	
Citadel	2	2	2/0	100.0	0	100.0		Citadel	1	1	1/0	100.0	0	100.0	
Miami (OH)	5	2	0/2	40.0	2	80.0		Miami (OH)	1	1	0/1	100.0	0	100.0	
Mississippi St.	3	2	2/0	66.7	1	100.0		Mississippi St.	2	0	0/0	0.0	1	50.0	
UL-Lafayette	6	5	3/2	83.3	0	83.3		UL-Lafayette	1	0	0/0	0.0	0	0.0	
Florida	5	1	0/1	20.0	3	80.0		Florida	1	1	0/1	100.0	0	100.0	
South Carolina	3	2	2/0	66.7	1	100.0		South Carolina	2	1	1/0	50.0	0	50.0	
Auburn	2	1	1/0	50.0	0	50.0		Auburn	7	4	3/1	57.1	1	71.4	
Kentucky	1	0	0/0	0.0	1	100.0		Kentucky	2	1	0/1	50.0	1	100.0	
Alabama	0	0	0/0	0.0	0	0.0		Alabama	5	4	3/1	80.0	1	100.0	
Ole Miss	1	0	0/0	0.0	0	0.0		Ole Miss	2	0	0/0	0.0	1	50.0	
Arkansas	2	1	1/0	50.0	1	100.0		Arkansas	2	1	1/0	50.0	0	50.0	
TOTALS	31	17	12/5	54.8	9	83.9		TOTALS	30	17	12/5	56.7	5	73.3	

3rd Down and...

LSU														Opponents													
Yards	VT	CI	MU	MS	UL	UF	SC	AU	UK	AL	OM	AR	Tot	Yards	VT	CI	MU	MS	UL	UF	SC	AU	UK	AL	OM	AR	Tot
1-3	0-2	2-3	2-4	3-6	2-3	2-4	2-2	1-2	2-4	2-3	2-4	4-4	24-41	1-3	1-3	2-3	1-1	2-4	0-2	3-5	0-1	3-4	2-3	0-0	4-5	1-4	19-35
4-6	1-3	1-3	2-4	1-3	1-1	1-4	1-2	2-5	2-3	1-1	3-6	3-7	19-42	4-6	2-5	1-5	0-4	0-6	0-5	2-5	1-4	3-4	1-2	4-5	1-5	3-4	18-54
7-9	0-2	1-3	1-2	0-2	1-4	1-7	3-6	1-4	0-3	0-3	1-4	1-4	10-44	7-9	0-3	1-4	1-3	1-3	0-5	1-1	1-4	0-3	1-3	3-7	0-2	0-6	8-44
10-14	0-4	0-1	1-4	1-2	2-6	1-2	0-2	0-2	2-5	0-5	0-1	0-1	7-35	10-14	1-3	0-3	0-1	2-5	0-2	1-5	0-1	0-0	1-3	0-0	0-4	0-0	5-27
15+	0-2	0-0	0-2	0-1	0-1	0-0	0-1	0-0	0-1	0-1	0-2	1-1	1-12	15+	0-1	0-1	0-0	0-1	0-2	0-1	0-0	1-3	0-1	0-2	0-0	0-0	1-12
4+	1-112-7	4-12	2-8	4-11	3-13	4-11	3-11	4-12	1-104-13	5-13	37-132		4+	3-122-131-8	3-150-14	4-12	2-9	4-10	3-9	7-141-11	3-10	32-137					
7+	0-8	1-4	2-8	1-5	3-10	2-9	3-8	1-6	2-9	0-9	1-7	2-6	18-90	7+	1-7	1-8	1-4	3-9	0-9	2-7	1-5	1-6	2-7	3-9	0-6	0-6	15-83
10+	0-6	0-1	1-6	1-3	2-7	1-2	0-3	0-2	2-6	0-6	0-3	1-2	8-47	10+	1-4	0-4	0-1	2-6	0-4	1-6	0-1	1-3	1-4	0-2	0-4	0-0	6-39
TOT	1-13	4-9	6-16	5-14	6-15	5-17	6-13	4-13	6-16	3-13	6-17	9-17	61-173	TOT	4-15	4-162-9	5-19	0-16	7-17	2-10	7-14	5-12	7-14	5-16	4-14	52-172	

LSU and Opponent Superlatives

LSU Superlatives

Highs

Points Scored	48	vs.UL-Lafayette (10/5)
Total Yards	477	vs.Kentucky (11/9)
Rushing Yards	293	vs.Citadel (9/7)
Rushing Attempts	53	vs.Mississippi State (9/28)
Rushing TDs	4	vs.Citadel (9/7)
Passing Yards	264	vs.Kentucky (11/9)
Passes Completed	15	three times,last vs.Ole Miss (11/23)
Passes Attempted	35	at Virginia Tech (9/1)
Passing TDs	3	vs.Miami (Ohio) (9/14),Kentucky (11/9)
Passes Intercepted	4	vs.Auburn (10/26)
First Downs	24	vs.South Carolina (10/19)
Penalties	13	vs.Kentucky (11/9)
Penalty Yards	104	vs.Kentucky (11/9)
Sacks	9	vs.UL-Lafayette (10/5)

Lows

Points Scored	0	vs.Alabama (11/16)
Total Yards	196	vs.Alabama (11/16)
Rushing Yards	80	at Virginia Tech (9/1)
Rushing Attempts	28	at Virginia Tech (9/1)
Rushing TDs	0	vs.Miami(Ohio) (9/14),Ole Miss (11/23)
Passing Yards	52	vs.Mississippi State (9/28)
Passes Completed	9	vs.Auburn (10/26),Alabama (11/16)
Passes Attempted	20	vs.Florida (10/12)
Passing TDs	0	five times,last vs.Alabama (11/16)
Passes Intercepted	0	six times,last vs.Alabama (11/16)
First Downs	14	three times,last vs.Alabama (11/16)
Penalties	2	vs.Ole Miss (11/23)
Penalty Yards	25	vs.Ole Miss (11/23)
Sacks	0	vs.Citadel (9/7),Auburn (10/26)

Individual

All-Purpose Yds	298	by D. Henderson vs. Kentucky (11/9)
Rushing Yards	122	by D. Davis vs.Mississippi State (9/28)
Rushing Carries	26	by D. Davis vs.South Carolina (10/19)
Rushing TDs	2	three times
Longest Rush	63	by Joseph Addai vs. Kentucky (11/9)
Passing Yards	264	by Marcus Randall vs.Kentucky (11/9)
Pass Completions	15	twice,last by Mauck vs.Miami(Ohio) (9/14)
Passing Attempts	35	by Matt Mauck at Virginia Tech (9/1)
Passes Intercepted	4	by Marcus Randall vs.Auburn (10/26)
Passing TDs	3	three times,last by Randall vs.UK (11/9)
Longest Pass	75	by Marcus Randall vs.Kentucky (11/9)
Receiving Yards	201	by D. Henderson vs. Kentucky (11/9)
Receptions	7	twice by Clayton, last vs.Ark.(11/29)
Receiving TDs	3	by D. Henderson vs. Kentucky (11/9)
Longest Reception	75	by D. Henderson vs. Kentucky (11/9)
FG's Made	4	by J. Corbello vs. Miami (Ohio) (9/14)
FG's Attempted	5	by J. Corbello vs. S. Carolina (10/19)
Longest FG Made	49	twice by J. Corbello,last vs.Ark.(11/29)
PAT's	6	by John Corbello vs.UL-Lafayette (10/5)
Punts	8	twice by Jones, last vs.Ole Miss (11/23)
Punts Average	52.8	by Donnie Jones vs.Citadel (9/7)
Longest Punt	86	by Donnie Jones vs.Kentucky (11/9)
Punt Return Yds	128	by D. Davis vs.Mississippi State (9/28)
Longest Punt Ret.	78	by D. Davis vs.Mississippi State (9/28)
KO Return Yards	107	by D. Davis vs.Alabama (11/16)
Longest KO Ret.	69	by Devery Henderson vs.ULL (10/5)
Total Tackles	19	by Bradie James at Virginia Tech (9/1)
Tackles for Loss	4	by Jeremy Lawrence vs.Alabama (11/16)
Sacks	2.0	four times, last by LeJeune vs. OM (11/23)
Interceptions	3	by Corey Webster vs.Florida (10/12)
Int.Return Yards	49	by Corey Webster vs.Florida (10/12)

Opponent Superlatives

Highs

Points Scored	31	by Auburn (10/26),Alabama (11/16)
Total Yards	477	by Alabama (11/16)
Rushing Yards	300	by Alabama (11/16)
Rushing Attempts	65	by Virginia Tech (9/1)
Rushing TDs	3	by three teams, last by Alabama (11/16)
Passing Yards	221	by Kentucky (11/9)
Passes Completed	22	by Miami (Ohio) (9/14)
Passes Attempted	44	by Florida (10/12)
Passing TDs	4	by Kentucky (11/9)
Passes Intercepted	4	by Florida (10/12)
First Downs	27	by Alabama (11/16)
Penalties	9	by Miami (Ohio) (9/14)
Penalty Yards	94	by Miami (Ohio) (9/14)
Sacks	4	by Virginia Tech (9/1)

Lows

Points Scored	0	by UL-Lafayette (10/5)
Total Yards	70	by UL-Lafayette (10/5)
Rushing Yards	17	by UL-Lafayette (10/5)
Rushing Attempts	17	by Miami (Ohio) (10/14)
Rushing TDs	0	four times,last by Ole Miss (11/23)
Passing Yards	53	by UL-Lafayette (10/5)
Passes Completed	4	by Arkansas (11/29)
Passes Attempted	11	by Auburn (10/26)
Passing TDs	0	four times,last by UL-Lafayette (10/5)
Passes Intercepted	0	three times,last by Kentucky (11/9)
First Downs	7	by UL-Lafayette (10/5)
Penalties	1	by UL-Lafayette (10/5),Ole Miss (11/23)
Penalty Yards	6	by UL-Lafayette (10/5)
Sacks	0	four times,last by Auburn (10/26)

Individual

All-Purpose Yds	159	by Shaud Williams of Alabama (11/16)
Rushing Yards	143	by Artose Pinner of Kentucky (11/9)
Rushing Carries	22	by Lee Suggs of Virginia Tech (9/1)
Rushing TDs	2	twice,last by Brown of Auburn (10/26)
Longest Rush	34	by Kevin Jones of Virginia Tech (9/1)
Passing Yards	218	by Eli Manning of Ole Miss (11/23)
Pass Completions	22	by Roethlisberger of Miami (Ohio) (9/14)
Passing Attempts	44	by Rex Grossman of Florida (10/12)
Passes Intercepted	4	by Rex Grossman of Florida (10/12)
Passing TDs	4	by Jared Lorenzen of UK (11/16)
Longest Pass	60	by Corey Jenkins of S. Carolina (10/19)
Receiving Yards	115	by Sam Collins of Alabama (11/16)
Receptions	6	by Carlos Perez of Florida (10/12)
Receiving TDs	1	by six players
Longest Reception	60	by Troy Williamson of S. Carolina (10/19)
FG's Made	2	by Brent Smith of Mississippi St.(9/28)
FG's Attempted	3	twice,last by P.Yost of Auburn (10/26)
Longest FG Made	46	by Kyle Robinson of Alabama (11/16)
PAT's	4	by Philip Yost of Auburn (10/26)
Punts	12	by Grant Autrey of UL-Lafayette (10/5)
Punts Average	46.3	by Damon Duval of Auburn (10/26)
Longest Punt	58	by Vinnie Burns of Virginia Tech (9/1)
Punt Return Yards	43	by Keiwan Ratliff of Florida (10/12)
Longest Punt Ret.	20	by two players,last D. Abney of UK (11/9)
KO Return Yards	115	by Fred Reid of Mississippi State (9/28)
Longest KO Ret.	41	by Mile Bowen of Miami (Ohio) (9/14)
Total Tackles	17	by Mario Haggan of Miss.State (9/28)
Tackles for Loss	3.0	by Jim Davis of Virginia Tech (9/1)
Sacks	3.0	by Jim Davis of Virginia Tech (9/1)
Interceptions	2	by Karlos Dansby of Auburn (10/26)
Int.Return Yards	64	by T. Robinson of Auburn (10/26)

The Last Time LSU...

Scoring

Scored 30 or more points	33 at Kentucky (11/9/02)
Scored 35 or more points	38 vs. South Carolina (10/19/02)
Scored 40 or more points	48 vs. UL-Lafayette (10/5/02)
Scored 45 or more points	48 vs. UL-Lafayette (10/5/02)
Scored 50 or more points	58 vs. Western Carolina (9/2/02)
Scored 55 or more points	58 vs. Western Carolina (9/2/02)
Scored 60 or more points	63 vs. Kentucky (11/1/97)
Scored 65 or more points	66 vs. Wyoming (11/26/77)
Scored 70 or more points	77 vs. Rice (9/24/77)

Total Offense

Had more than 400 total yards	477 at Kentucky (11/9/02)
Had more than 450 total yards	477 at Kentucky (11/9/02)
Had more than 500 total yards	595 vs. Illinois (Sugar Bowl) (1/1/02); reg.seas.518 vs. Arkansas (11/23/01)
Had more than 550 total yards	595 vs. Illinois (Sugar Bowl) (1/1/02); reg.seas.611 at Alabama (11/3/01)
Had more than 600 total yards	611 at Alabama (11/3/01)
Had more than 650 total yards	680 vs. Western Carolina (9/2/02)
Had more than 700 total yards	746 vs. Rice (9/24/77)

Rushing Offense

Rushed for 150 or more yards	150 at Arkansas (11/29/02)
Rushed for 200 or more yards	213 at Kentucky (11/9/02)
Rushed for 250 or more yards	256 vs. Mississippi State (9/28/02)
Rushed for 300 or more yards	350 vs. North Texas (9/11/99)
Rushed for 350 or more yards	350 vs. North Texas (9/11/99)
Rushed for 400 or more yards	400 vs. Kentucky (11/1/97)
Rushed for 425 or more yards	433 vs. Houston (9/7/96)
Rushed for 500 or more yards	503 vs. Oregon (10/22/77)

Passing Offense

Passed for 250 or more yards	264 at Kentucky (11/9/02)
Passed for 300 or more yards	444 vs. Illinois (Sugar Bowl) (1/1/02); reg.seas.359 vs. Arkansas (11/23/01)
Passed for 350 or more yards	444 vs. Illinois (Sugar Bowl) (1/1/02); reg.seas.359 vs. Arkansas (11/23/01)
Passed for 400 or more yards	444 vs. Illinois (Sugar Bowl) (1/1/02); reg.seas.528 at Alabama (11/3/01)
Passed for 450 or more yards	528 at Alabama (11/3/01)
Passed for 500 or more yards	528 at Alabama (11/3/01)

Scoring Defense

Allowed 0 points	0 vs. UL-Lafayette (10/5/02)
Allowed 3 or fewer points	0 vs. UL-Lafayette (10/5/02)
Allowed 7 or fewer points	7 at Florida (10/12/02)
Allowed 10 or fewer points	7 at Florida (10/12/02)
Allowed 14 or fewer points	13 vs. Ole Miss (11/23/02)

Total Defense

Allowed fewer than 75 total yards	70 vs. UL-Lafayette (10/5/02)
Allowed fewer than 100 total yards	70 vs. UL-Lafayette (10/5/02)
Allowed fewer than 125 total yards	70 vs. UL-Lafayette (10/5/02)
Allowed fewer than 150 total yards	70 vs. UL-Lafayette (10/5/02)
Allowed fewer than 175 total yards	70 vs. UL-Lafayette (10/5/02)
Allowed fewer than 200 total yards	70 vs. UL-Lafayette (10/5/02)
Allowed fewer than 225 total yards	70 vs. UL-Lafayette (10/5/02)
Allowed fewer than 250 total yards	237 at Florida (10/12/02)
Allowed fewer than 275 total yards	275 vs. South Carolina (10/19/02)
Allowed fewer than 300 total yards	279 vs. Ole Miss (11/23/02)

Rushing Defense

Allowed 0 or fewer yards	minus-50 vs. Ole Miss (10/30/82)
Allowed 10 or fewer yards	10 at Tulane (11/30/85)
Allowed 20 or fewer yards	17 vs. UL-Lafayette (10/5/02)
Allowed 30 or fewer yards	17 vs. UL-Lafayette (10/5/02)
Allowed 40 or fewer yards	17 vs. UL-Lafayette (10/5/02)
Allowed 50 or fewer yards	17 vs. UL-Lafayette (10/5/02)
Allowed 60 or fewer yards	17 vs. UL-Lafayette (10/5/02)
Allowed 70 or fewer yards	61 vs. Ole Miss (11/23/02)
Allowed 80 or fewer yards	61 vs. Ole Miss (11/23/02)
Allowed 90 or fewer yards	61 vs. Ole Miss (11/23/02)
Allowed 100 or fewer yards	61 vs. Ole Miss (11/23/02)

Passing Defense

Allowed 0 passing yards	0 vs. Alabama (11/6/71)
Allowed 50 or fewer yards	10 vs. North Texas (9/11/99)
Allowed 75 or fewer yards	53 vs. UL-Lafayette (10/5/02)
Allowed 100 or fewer yards	53 vs. UL-Lafayette (10/5/02)
Allowed 125 or fewer yards	105 vs. Auburn (10/26/02)
Allowed 150 or fewer yards	127 at Arkansas (11/29/02)
Allowed 175 or fewer yards	127 at Arkansas (11/29/02)
Allowed 200 or fewer yards	127 at Arkansas (11/29/02)



Marcus Randall



LaBrandon Toefield



Michael Clayton



Bradie James



Norman LeJeune

The Last Time LSU...

Individual Rushing

Had a player rush for 100 or more yards	113 yards by Domanick Davis vs.South Carolina (10/19/02)
Had a player rush for 125 or more yards	173 by LaBrandon Toefield vs.Arkansas (11/23/01)
Had a player rush for 150 or more yards	173 by LaBrandon Toefield vs.Arkansas (11/23/01)
Had a player rush for 175 or more yards	183 by LaBrandon Toefield vs.Utah State (9/8/01)
Had a player rush for 200 or more yards	201 by Kevin Faulk vs.Alabama (11/3/98)
Had a player rush for 225 or more yards	246 by Kevin Faulk vs.Houston (9/7/96)
Had a player rush for 2 or more TD's	2 by Domanick Davis; 2 by Joseph Addai vs.UL-Lafayette (10/5/02)
Had a player rush for 3 or more TD's	4 by Domanick Davis vs.Illinois (Sugar Bowl); reg.seas.3 by LaBrandon Toefield vs.Arkansas (11/23/01)
Had a player rush for 4 or more TD's	4 by Domanick Davis vs.Illinois (Sugar Bowl); reg.seas.4 by LaBrandon Toefield vs.Utah State (9/8/01)
Had a player rush for 5 or more TD's	5 by Kevin Faulk at Kentucky (11/1/97)

Individual Passing

Had a player pass for 200 or more yards	203 by Marcus Randall at Arkansas (11/29/02)
Had a player pass for 225 or more yards	264 by Marcus Randall at Kentucky (11/9/02)
Had a player pass for 250 or more yards	264 by Marcus Randall at Kentucky (11/9/02)
Had a player pass for 275 or more yards	444 by Rohan Davey vs.Illinois (Sugar Bowl) (1/1/02); reg.seas.359 by Rohan Davey vs.Arkansas (11/23/01)
Had a player pass for 300 or more yards	444 by Rohan Davey vs.Illinois (Sugar Bowl) (1/1/02); reg.seas.359 by Rohan Davey vs.Arkansas (11/23/01)
Had a player pass for 325 or more yards	444 by Rohan Davey vs.Illinois (Sugar Bowl) (1/1/02); reg.seas.359 by Rohan Davey vs.Arkansas (11/23/01)
Had a player pass for 350 or more yards	444 by Rohan Davey vs.Illinois (Sugar Bowl) (1/1/02); reg.seas.359 by Rohan Davey vs.Arkansas (11/23/01)
Had a player pass for 375 or more yards	444 by Rohan Davey vs.Illinois (Sugar Bowl) (1/1/02); reg.seas.528 by Rohan Davey at Alabama (11/3/01)
Had a player pass for 400 or more yards	444 by Rohan Davey vs.Illinois (Sugar Bowl) (1/1/02); reg.seas.528 by Rohan Davey at Alabama (11/3/01)
Had a player pass for 425 or more yards	444 by Rohan Davey vs.Illinois (Sugar Bowl) (1/1/02); reg.seas.528 by Rohan Davey at Alabama (11/3/01)
Had a player pass for 450 or more yards	528 by Rohan Davey at Alabama (11/3/01)
Had a player pass for 500 or more yards	528 by Rohan Davey at Alabama (11/3/01)
Had a player pass for 2 or more TD's	2 by Matt Mauck at Florida (10/12/02)
Had a player pass for 3 or more TD's	3 by Marcus Randall vs.Kentucky (11/7/02)
Had a player pass for 4 or more TD's	4 by Josh Booty vs.Alabama (11/4/00)
Had a player complete 20 passes	31 by Rohan Davey vs.Illinois (Sugar Bowl); reg.seas.26 by Rohan Davey vs.Middle Tennessee (11/10/01)
Had a player complete 25 passes	31 by Rohan Davey vs.Illinois (Sugar Bowl); reg.seas.26 by Rohan Davey vs.Middle Tennessee (11/10/01)
Had a player complete 30 passes	31 by Rohan Davey vs.Illinois (Sugar Bowl); reg.seas.35 by Rohan Davey at Alabama (11/3/02)
Had a player complete 35 passes	35 by Rohan Davey at Alabama (11/3/02)
Had a player complete 15 straight passes	17 by Rohan Davey vs.Arkansas-6 (11/26/99),vs. Western Carolina-11 (9/2/00)
Had a player throw 30 passes	35 by Matt Mauck vs. Virginia Tech (9/1/02)
Had a player throw 35 passes	35 by Matt Mauck vs. Virginia Tech (9/1/02)
Had a player throw 40 passes	53 by Rohan Davey vs.Illinois (Sugar Bowl) (1/1/02); reg.seas.44 by Rohan Davey vs.Alabama (11/3/01)
Had a player throw 45 passes	53 by Rohan Davey vs.Illinois (Sugar Bowl) (1/1/02); reg.seas.45 by Josh Booty vs.Georgia (10/2/99)
Had a player throw 50 passes	53 by Rohan Davey vs.Illinois (Sugar Bowl) (1/1/02); reg.seas.58 by Josh Booty vs.Auburn (9/18/99)

Individual Receiving

Had a player with 10 receptions in a game	14 by Josh Reed vs.Illinois (Sugar Bowl) (1/1/02); reg.seas.10 by Josh Reed vs.Auburn (12/1/01)
Had a player with 11 receptions in a game	14 by Josh Reed vs.Illinois (Sugar Bowl) (1/1/02); reg.seas.19 by Josh Reed at Alabama (11/3/01)
Had a player with 12 receptions in a game	14 by Josh Reed vs.Illinois (Sugar Bowl) (1/1/02); reg.seas.19 by Josh Reed at Alabama (11/3/01)
Had a player with 13 receptions in a game	14 by Josh Reed vs.Illinois (Sugar Bowl) (1/1/02); reg.seas.19 by Josh Reed at Alabama (11/3/01)
Had a player with 14 receptions in a game	14 by Josh Reed vs.Illinois (Sugar Bowl) (1/1/02); reg.seas.19 by Josh Reed at Alabama (11/3/01)
Had a player with 15 receptions in a game	19 by Josh Reed at Alabama (11/3/01)
Had a player receive 100 or more yards	239 by Josh Reed,120 by Michael Clayton vs.Illinois (Sugar Bowl) (1/1/02); reg.seas.186 by Josh Reed vs.Auburn (12/1/01)
Had a player receive 125 or more yards	239 by Josh Reed vs.Illinois (Sugar Bowl) (1/1/02); reg.seas.186 by Josh Reed vs.Auburn (12/1/01)
Had a player receive 150 or more yards	239 by Josh Reed vs.Illinois (Sugar Bowl) (1/1/02); reg.seas.186 by Josh Reed vs.Auburn (12/1/01)
Had a player receive 175 or more yards	239 by Josh Reed vs.Illinois (Sugar Bowl) (1/1/02); reg.seas.186 by Josh Reed vs.Auburn (12/1/01)
Had a player receive 200 or more yards	201 by Devery Henderson at Kentucky (11/16/02)
Had a player receive 250 or more yards	293 by Josh Reed at Alabama (11/3/01)
Had a player receive for 2 or more TD's	3 by Devery Henderson at Kentucky (11/9/02)
Had a player receive for 3 or more TD's	3 by Devery Henderson at Kentucky (11/9/02)
Had a player receive for 4 or more TD's	4 by Tony Moss vs.Ohio University (9/30/89)
Had a player receive for 5 or more TD's	5 by Carlos Carson vs.Rice (9/24/77)




Joseph Addai



Shyrone Carey



Byron Dawson



Demetrius Hookfin



Ben Wilkerson

The Last Time LSU...



Chad Lavalais



Domanick Davis



Jeremy Lawrence



LSU FOOTBALL

Games Against Ranked Teams

Beat a top 25 team	No.16 Florida,36-7 (10/12/02 at Gainesville)
Beat a top 10 team	No.7 Illinois,47-34 (1/1/02 in Sugar Bowl at New Orleans)
Beat a top 5 team	No. 2 Tennessee,31-20 (12/8/01 in SEC Championship at Atlanta,Ga.)
Beat a No.1 team	No.1 Florida,28-21 (10/11/97 at Baton Rouge)
Beat a ranked opponent on the road	No.16 Florida,36-7 (10/12/02 at Gainesville)
Beat a ranked opponent at a neutral site	No.7 Illinois,47-34 (1/1/02 in Sugar Bowl at New Orleans)
Beat back-to-back ranked opponents	11/23 - 1/1/02 vs.#22 Arkansas,#24 Auburn,#2 Tennessee (SEC CG),#7 Illinois (Sugar Bowl)
Beat a ranked team in three straight games	11/23 - 1/1/02 vs.#22 Arkansas,#24 Auburn,#2 Tennessee (SEC CG),#7 Illinois (Sugar Bowl)
Beat a ranked team in four straight games	11/23 - 1/1/02 vs.#22 Arkansas,#24 Auburn,#2 Tennessee (SEC CG),#7 Illinois (Sugar Bowl)
Lost to a ranked opponent at home	No.10 Alabama,31-0 (11/16/02)
Lost to a ranked opponent on the road	No.16 Virginia Tech,26-8 (9/1/02 at Blacksburg)
Lost to an unranked opponent at home	Ole Miss,35-24 (10/27/01)
Lost to an unranked opponent on the road	Arkansas,21-20 (11/29/02)

Great Endings

Won on the last play of the game	Kentucky, 33-30 (11/16/02); 75-yard touchdown Matt Mauck to Devery Henderson
Lost on the last play of the game	UAB, 13-10 (9/23/01); 32-yard field goal by Rhett Gallego
Came back from 10 or more down in 4th quarter	MississippiState,45-38 (ot) (10/21/00); down 31-17 entering 4th quarter
Lost when leading by 10 or more in 4th quarter	Arkansas,21-20 (11/29/02); led 17-7 with eight minutes remaining

Returns/Special Teams

Returned a KO for a TD	Kevin Faulk,88 yards (11/21/98 at Notre Dame)
Returned a Punt for a TD	Domanick Davis,78 yards (9/28/02 vs.Mississippi State)
Returned an INT for a TD	Demetrius Hookfin,10 yards (10/19/02 vs.South Carolina)
Returned 2 INT's for TD's	3 vs.Arkansas St.(C. Raymond, D. Walkup, C. Buckels)
Returned 3 INT's for TD's	3 vs.Arkansas St.(C. Raymond, D. Walkup, C. Buckels)
Recovered a fumble in endzone for a TD	Chuck Wiley, fumbled by Lance Tucker (11/8/97 at Alabama)
Returned a fumble for a TD	Gabe Northern,37 yards (12/29/95 vs.Michigan State in Independence Bowl)
Faked a field goal for a touchdown	Blain Bech (holder),35-yard run (10/12/02 at Florida)
Faked a punt for a first down	Bradie James (upback),29-yard run (11/16/02 vs.Alabama)
Blocked a FG	Arnold Miller, 42 yard attempt by Jim Sanson (11/21/98 at Notre Dame)
Blocked a PAT (kick)	Mark Roman,attempt by Seth Hanson (10/17/98 vs.Kentucky)
Returned a PAT for a Defensive Extra Point	Mark Roman,kick attempt by Seth Hanson (10/17/98 vs.Kentucky)
Blocked a punt	Clarence LeBlanc (10/23/99 vs.Mississippi State)
Blocked a punt for a safety	Jarvis Green,on an Andy Smith punt (10/16/99 at Kentucky)
Returned a blocked punt for TD	Ryan Clark,1 yard,off Clarence LeBlanc block,(10/23/99 vs.Mississippi State)
Recovered an onside kick	vs.Auburn (12/1/01)
Recovered an onside kick to start the game	vs.Auburn (12/1/01)
Recorded a Safety (Team)	holding in the endzone (10/13/01 at Kentucky)
Recorded a Safety (Individual tackle)	James Gillyard,sacked Patrick Nix (9/16/95 vs.Auburn)

Opponent Returns/Special Teams

Returned a KO for a TD	Tim Carter, 100 yards (9/16/00 at Auburn)
Returned a Punt for a TD	Kendrick Shanklin,56 yards (10/16/99 at Kentucky)
Returned an INT for a TD	Quinton Caver, 33 yards (11/24/00 at Arkansas)
Returned 3 INT's for TD's	3, by Alvis,Smith,Robinson (9/17/94 at Auburn)
Recovered a fumble in endzone for a TD	Chris Shelling (9/17/94 at Auburn)
Returned a fumble for a TD	Lamont Bryant,13 yards (11/21/98 at Notre Dame)
Blocked a FG	Alabama (11/16/02)
Blocked a punt	2 at Virginia Tech 9/1/02
Blocked two punts	2 at kentucky 11/9/02
Blocked a punt for a Safety	blocked Donnie Jones (9/1/02 at Virginia Tech)
Recorded a Safety (Team)	off blocked punt (9/1/02 at Virginia Tech)
Blocked a PAT (kick)	Illinois (1/1/02 in Sugar Bowl)
Returned a PAT for a Defensive Extra Point	Eric Kelly, off bad snap (10/17/98 vs.Kentucky)
Faked a field goal for a TD	Damon Duval,1-yard run (9/18/99 vs.Auburn)
Recovered an onside kick	Alabama (11/7/98)