



LSU ALMA MATER

Where stately oaks and broad magnolias shade inspiring halls,
There stands our dear Alma Mater who to us recalls
Fond memories that waken in our hearts a tender glow,
And make us happy for the love that we have learned to know.

All praise to thee our Alma Mater, molder of mankind,
May greater glory, love unending be forever thine.
Our worth in life will be thy worth we pray to keep it true,
And thy spirit dwell in us forever ... L-S-U.



- INTRO
- THIS IS LSU
- TIGERS
- COACHES
- REVIEW
- HISTORY
- LSU



A Perfect Fit

LSU football enters into a new era in 2005 as Les Miles, the 2002 Big 12 Conference Coach of the Year, takes the reigns of the Tigers. Miles, who learned the coaching trade from some of the best, including Bo Schembechler at Michigan and Bill McCartney at Colorado, brings to Baton Rouge a contagious enthusiasm and a passionate spirit for the game that has already grabbed the attention of his players.

Considered a family man with strong values, Miles also brings a philosophy that focuses on his players having success in all areas of life. Under the Miles Plan, his players will leave LSU with a degree in one hand and a championship ring on another. A proven recruiter who has a keen eye for assessing talent as well as character, Miles has all of the tools necessary to keep the Tigers among the nation's elite.

» PAGE 97



34

Gameday

In Baton Rouge, LSU football is not just a game, it's an event. For a typical Saturday contest, tailgaters will begin arriving on campus as early as Thursday to celebrate yet another weekend of Tiger football in Baton Rouge. While Tiger Stadium may hold up to 92,000 fans, it's estimated that close to 120,000 fans converge on the LSU campus for a football weekend.



61

History

Tinsley, Stewart, Tittle, Taylor, Cannon, Jones and Hilliard. Those are just some of the many names that highlight LSU's rich tradition of football, one that dates back to 1893 when the Tigers faced Tulane in New Orleans for the start of LSU football. Since then, the Tigers have claimed nine SEC titles and a pair of national championships.



70

The Tigers

With 17 starters returning from last year's 9-3 squad, the 2005 Tigers are headlined by All-American tackle Andrew Whitworth, running backs Alley Broussard and Joseph Addai and wide receiver Skyler Green. Defensively, LSU is led by tackles Kyle Williams and Claude Wroten, while the secondary is bolstered with the return of starters LaRon Landry and Jessie Daniels.



182

Death Valley

Like no other college football setting in America, Tiger Stadium, also known as "Death Valley" has been home to LSU since 1924. Seating 91,600 fans, Tiger Stadium has been called the most dreaded road-playing site in America and poll after poll has ranked Death Valley among the top 10 stadiums in all of college football.

INTRO
THIS IS LSU
TIGERS
COACHES
REVIEW
HISTORY
LSU

- 4Quick Facts
- 6Rosters/Pronunciation Guide
- 8Geographical Breakdown/2005 Signees
- 9Depth Chart
- 102005 Season Preview
- 122005 Opponents

This is LSU

- 16Les Miles Football
- 18Championship Football
- 20Academic Success
- 22Academic Center for Student-Athletes
- 24Campus Life
- 28Giving Back
- 29Career Development
- 30The City of Baton Rouge
- 31The State of Louisiana
- 32Tiger Stadium
- 34Gameday in Tiger Town
- 36National Spotlight
- 40Football Operations Center
- 41Charles McClendon LSU Football Practice Facility
- 42Jeff Boss Locker Room
- 43Lawton Room/Hall of Champions
- 44Strength and Conditioning
- 46Martin J. Broussard Center for Athletic Training
- 48Bowl Games
- 50Great Moments
- 52NFL Scout Day
- 53Tigers in the NFL
- 56Retired Jerseys
- 57LSU Greats
- 58LSU Football All-Americans
- 61LSU Football Traditions
- 65Mike the Tiger
- 66Prominent LSU Alumni
- 68Jack and Priscilla Andonie LSU Sports Museum
- 69Athletic Facilities

Players

- 70Player Profiles
- 95Signee Profiles

Coaches

- 97Head Coach Les Miles
- 101Karl Dunbar
- 102Jimbo Fisher
- 103Josh Henson
- 104Doug Mallory
- 105Todd Monken
- 106Bo Pelini
- 107Bradley Dale Peveto
- 108Larry Porter
- 109Stacy Searels
- 110Mack Butler/Dr. Sam Nader
- 111Football Support Staff

Review

- 112Season Notebook
- 1142004 Final Statistics
- 1162004 Final Defensive Statistics
- 1172004 Final Game-by-Game Statistics
- 1192004 Final Defensive Game-by-Game Statistics
- 1202004 Superlatives
- 1212004 Starting Lineups/Career Starts
- 122Oregon State Recap
- 123Arkansas State Recap
- 124Auburn Recap
- 125Mississippi State Recap
- 126Georgia Recap
- 127Florida Recap
- 128Troy State Recap
- 129Vanderbilt Recap
- 130Alabama Recap
- 131Ole Miss Recap
- 132Arkansas Recap
- 133Capital One Bowl Recap

History

- 134Record Book
- 143Yearly Offensive Statistics
- 144Yearly Defensive Statistics
- 145Yearly Records/Milestones
- 146vs. All Opponents
- 147Year-by-Year Results

- 157LSU in the Polls/LSU on TV
- 158All-Americans
- 163Academic All-Americans
- 164First-Team All-SEC
- 165Second-Team All-SEC
- 166Academic All-SEC
- 167National/SEC Awards
- 168Team Awards
- 169Awards/LSU Athletics Hall of Fame
- 170All-Star Game Appearances
- 171Tigers in the Pros
- 173Tigers in the Draft
- 175All-Time Head Coaching Records
- 176All-Time Assistant Coaches
- 177Lettermen
- 182Tiger Stadium
- 1862003 National Champions
- 1881958 National Champions
- 190National Award Winners
- 192LSU Bowl History

LSU

- 195LSU President William Jenkins
- 196Chancellor Sean O'Keefe
- 197Athletics Director Skip Bertman
- 1982004-05 LSU Athletics: A Championship Season
- 200Athletics Administration

Media

- 201Media Guidelines
- 203Media List
- 204Sports Information
- 205LSU Sports Television Network
- 206LSU Sports Radio Network
- 207LSU Sports Properties
- 208Tiger Athletic Foundation

▼ Tiger Stadium



Credits

EDITOR: Michael Bonnette
LAYOUT & DESIGN: Jason Feirman, David Hurd
COVER DESIGN: Jason Feirman
PRODUCTION ASSISTANTS: Annie Martin, Peter Hoang, Krystal Bennett, Brandon Jantz
ASSISTANT EDITORS: Brian Miller, Bill Franques, Melissa Reynaud, Bill Martin

RESEARCH: Caroline Domecq, Bill Martin, Jeff Schneider, Will Stafford, Ben Wright

PHOTOGRAPHY: Steve Franz, Chris Graythen, Jason Feirman, The Advocate, Travis Spradling, Arthur D. Lauck, Brian Cran, Jennifer Abelson, J." Rico" Clement, Bill Feig, Dan Hardesty, Jim Hudelson, LSU Gumbo, Neil Johnson, Brad Messina, Rob Muschmeche, Jim Zeitz, Prather Warren, NFL, Nelson Chenault, Ron Berard, C.C. Lockwood, Erby Aucoin Jr., DeAndre Phillips (Miami Heat/NBA)

PRINTING: EBSCO Media - Birmingham, Ala.
 The 2005 LSU Football Media Guide was written by the LSU Sports Information Office and designed by the LSU Publications Office on an Apple G4 using QuarkXpress 6.5 and Adobe Photoshop CS.

HOW TO PURCHASE AN LSU MEDIA GUIDE:
 1. Preorder with your season ticket order form
 2. Online at www.LSUports.net
 3. Purchase from the Tiger Gift Center

INTRO

THIS IS LSU

TIGERS

COACHES

REVIEW

HISTORY

LSU

2005 LSU Football Schedule

DATE	OPPONENT	SITE	SERIES RECORD
Sept. 3	North Texas	Baton Rouge, La.	LSU leads 2-0
Sept. 10	Arizona State (ESPN)	Baton Rouge, La.	First Meeting
Sept. 24	* Tennessee (GG)	Baton Rouge, La.	Tennessee leads 19-5-3
Oct. 1	* at Mississippi St.	Starkville, Miss.	LSU leads 62-33-3
Oct. 8	* at Vanderbilt	Nashville, Tenn.	LSU leads 19-7-1
Oct. 15	* Florida	Baton Rouge, La.	Florida leads 27-21-3
Oct. 22	* Auburn	Baton Rouge, La.	LSU leads 20-18-1
Nov. 5	^ Appalachian St.	Baton Rouge, La.	First Meeting
Nov. 12	* at Alabama	Tuscaloosa, Ala.	Alabama leads 43-20-5
Nov. 19	* at Ole Miss	Oxford, Miss.	LSU leads 52-37-4
Nov. 25	* Arkansas (CBS)	Baton Rouge, La.	LSU leads 31-17-2

^ - Homecoming | * - denotes conference game | (GG) - Gold Game, Wear Gold!

2006 Schedule

Sept. 2	Louisiana-Lafayette
Sept. 9	Arizona
Sept. 16	TBA
Sept. 23	Tulane
Sept. 30	Mississippi State
Oct. 7	at Florida
Oct. 14	Kentucky
Oct. 21	at Auburn
Oct. 28	Open
Nov. 4	at Tennessee
Nov. 11	Alabama
Nov. 18	Ole Miss
Nov. 25	at Arkansas

Future schedules are subject to change

2007 Schedule

Sept. 1	Middle Tennessee
Sept. 8	Virginia Tech
Sept. 15	at Mississippi State
Sept. 22	South Carolina
Sept. 29	* at Tulane
Oct. 6	Florida
Oct. 13	at Kentucky
Oct. 20	Auburn
Oct. 27	Southern Miss
Nov. 3	Open
Nov. 10	at Alabama
Nov. 17	at Ole Miss
Nov. 24	Arkansas

Future schedules are subject to change

* Louisiana Superdome

2004 LSU Football Results

Overall Record: 9-3 SEC Record: 6-2

RECORD:	OVERALL	HOME	AWAY	NEUTRAL
All Games	9-3	7-0	2-2	0-1
Conference (SEC)	6-2	4-0	2-2	0-0
Non-Conference	3-1	3-0	0-0	0-1

DATE	OPPONENT	RESULT	ATTENDANCE
Sept. 4	Oregon State (ESPN)	W, 22-21 (OT)	91,828
Sept. 11	Arkansas State	W, 53-3	91,611
Sept. 18	* at #14 Auburn (CBS)	L, 10-9	87,451
Sept. 25	* Mississippi State	W, 51-0	91,431
Oct. 2	* at #3 Georgia (CBS)	L, 45-16	92,746
Oct. 9	* at #12 Florida (ESPN)	W, 24-21	90,377
Oct. 23	^ Troy	W, 24-20	89,493
Oct. 30	* Vanderbilt	W, 24-7	90,825
Nov. 13	* Alabama (ESPN)	W, 26-10	91,861
Nov. 20	* Ole Miss	W, 26-24	91,413
Nov. 26	* at Arkansas (CBS)	W, 43-14	55,829
Jan. 1	√ vs. #12 Iowa (ABC)	L, 30-25	70,229

* - denotes conference game | ^ - Homecoming | √ - Capital One Bowl in Orlando, Fla.



LSU Football Staff

NAME	POSITION	ALMA MATER	YEAR AT LSU
COACHING STAFF			
Les Miles ▶▶	Head Coach	Michigan, '76	1st
Karl Dunbar	Asst. Head Coach/DL	LSU, '92	1st
Jimbo Fisher	Off. Coordinator/QB	Salem, '89	6th
Josh Henson	TE/Recruiting Coordinator	Oklahoma State, '98	1st
Doug Mallory	Defensive backs	Michigan, '88	1st
Todd Monken	Passing Game Coordinator/WR	Knox College, '89	1st
Bo Pelini	Defensive Coordinator	Ohio State, '90	1st
Bradley Dale Peveto	Special Teams Coordinator/LB	SMU, '87	1st
Larry Porter	Running Backs	Memphis, '96	1st
Stacy Searels	Offensive Line	Auburn, '90	3rd
Charles Baglio	Coordinator High School Relations	SE Louisiana, '67	4th
Mack Butler	Asst. AD/Football Administration	Central Oklahoma, '72	1st
Sam Nader	Asst. AD/Football Operations	Auburn, '67	31st
Mike Ekeler	Graduate Asst. - Defense	Kansas State, '95	1st
John Papuchis	Graduate Asst. - Administrative	Virginia Tech, '01	2nd
Tracy Smith	Graduate Asst. - Administrative	LSU, '03	1st
John Woodman	Graduate Asst. - Offense	Fairmont State, '03	1st

STRENGTH AND CONDITIONING STAFF

Tommy Moffitt	Strength and Conditioning Coordinator	Tennessee Tech, '86	6th
Bo Davis	Asst. Coordinator	LSU, '93	4th
Jeff Dillmon	Asst. Coordinator	Appalachian State, '00	1st
Will Jones	Asst. Coordinator	Louisiana-Lafayette, '98	4th
John Wazniak	Intern	Knox College, '89	1st

ATHLETIC TRAINING STAFF

Jack Marucci	Director	West Virginia, '86	10th
Andy Barker	Sr. Associate Trainer	Clemson, '88	10th
Shelly Mullenix	Sr. Associate Trainer	Florida State, '91	8th

EQUIPMENT STAFF

Greg Stringfellow	Equipment Manager	LSU, '97	8th
Mike Boniol	Asst. Equipment Manager	LSU, '01	4th
Ferrell Shillings	Asst. Equipment Manager		14th
Jeff Springer	Asst. Equipment Manager	LSU, '01	3rd

VIDEO STAFF

Doug Aucoin	Videography Director	New Orleans, '95	9th
Brad Mendow	Asst. Videography Director	LSU, '04	1st



INTRO
THIS IS LSU
TIGERS
COACHES
REVIEW
HISTORY
LSU

University

LOCATION: Baton Rouge, La.
 FOUNDED: 1860
 ENROLLMENT: 31,234
 NICKNAME: Tigers or Fighting Tigers
 COLORS: Purple & Gold
 PRINT SPECIFICATIONS: Purple-PMS 268, Gold-PMS 123
 MASCOT: Mike V (live Bengal tiger)
 STADIUM: Tiger Stadium
 CAPACITY: 91,600
 YEAR OPENED: 1924
 SURFACE: Natural grass
 CONFERENCE: Southeastern (Western Division)
 BAND: Golden Band from Tigerland

Football Facts

HEAD COACH: Les Miles
 CAREER RECORD: 28-21 (4 years)
 RECORD AT LSU: First Year
 2004 RECORD: 9-3
 SEC RECORD: 6-2 (Second - SEC West)
 NATIONAL RANKING: No. 16 AP, No. 16 ESPN/USA Today

University Administration

PRESIDENT: Dr. William L. Jenkins
 CHANCELLOR: Sean O'Keefe
 FACULTY REPRESENTATIVE: Kenneth Carpenter

Athletics Department

ATHLETICS DIRECTOR: Stanley "Skip" Bertman Miami '61
 SR. ASSOCIATE AD: Dan Radakovich Indiana (Pa.) '80
 ASSOC. AD/SWA: Judy Southard Coker '70
 ASSOC. AD/OPERATIONS: Verge Ausberry LSU '90
 ASSOC. AD/INTERNAL RELATIONS: Bo Bahnsen LSU '82
 ASSOC. AD/BUSINESS: Mark Ewing LSU '78
 ASSOC. AD/EXT. AFFAIRS: Herb Vincent LSU '83
 ASSOC. AD/COMPLIANCE: Chris Howard Kansas, '97
 ASST. AD/OPERATIONS: Eddie Nunez Florida, '98
 ASST. AD/STUDENT SERVICES: Miriam Segar LSU, '97

Sports Information

ASST. AD/SPORTS INFORMATION DIR.: Michael Bonnette
 SR. ASSOCIATE SID: Kent Lowe
 ASSOCIATE SID: Laurie Cannon
 ASSOCIATE SID: Bill Franques
 ASSOCIATE SID: Brian Miller
 ASSOCIATE SID: Melissa Reynaud
 PUBLICATIONS COORDINATOR: Jason Feirman
 GRAPHIC DESIGN COORDINATOR: David Hurd
 GRAPHIC DESIGN COORDINATOR: Peter Hoang
 GRAPHIC DESIGN STUDENT ASSISTANT: Krystal Bennett
 GRAPHIC DESIGN STUDENT ASSISTANT: Brandon Jantz
 PHOTOGRAPHY COORDINATOR: Steve Franz
 ADMINISTRATIVE SECRETARY: Pat Fredericks

Television

DIRECTOR OF TELEVISION Kevin Wagner
 MANAGER OF TELEVISION: John Schiebe
 TELEVISION PRODUCER: Paul Danna

Radio

DIRECTOR OF BROADCASTING Jim Hawthorne

Phone Directory (area code 225)

ATHLETICS DEPARTMENT: 578-8001 578-2430 (FAX)
 SPORTS INFORMATION OFFICE: 578-8226 578-1861 (FAX)
 LSU FOOTBALL OFFICE: 578-1151 578-3594 (FAX)
 MICHAEL BONNETTE HOME: 766-2702

Web Sites



LSU Sports Information Staff



Michael Bonnette
Asst. AD/Sports Information



Kent Lowe
Senior Associate SID



Laurie Cannon
Associate SID



Bill Franques
Associate SID



Brian Miller
Associate SID



Melissa Reynaud
Associate SID




Jason Feirman
Publications Director



David Hurd
Graphic Design Coordinator



Peter Hoang
Graphic Design Coordinator



Steve Franz
Photography Coordinator

Numerical/Alphabetical Roster

- INTRO
- THIS IS LSU
- TIGERS
- COACHES
- REVIEW
- HISTORY
- LSU

NO.	NAME	POS.	HT.	WT.	CL.	EXP.	HOMETOWN	HS/COLLEGE
1	Amp Hill	WR	6-3	198	So.	Sqd.	Jacksonville, Fla.	First Coast
2	Shyrone Carey	RB	5-6	203	Sr.	3L	New Orleans, La.	Shaw
3	Craig Davis	WR	6-2	195	Jr.	2L	New Orleans, La.	O.P. Walker
4	JaMarcus Russell	QB	6-5	248	So.	1L	Mobile, Ala.	Williamson
5	Skyler Green	WR	5-10	195	Sr.	3L	Westwego, La.	Higgins
6	Mario Stevenson	CB	6-2	193	Sr.	Sqd.	Memphis, Tenn.	NE Mississippi CC
6	Colt David	PK	5-10	170	So.	Sqd.	Grapevine, Texas	Grapevine
7	Carlos Rachel	WR	5-9	176	So.	Sqd.	New Orleans, La.	Shaw
7	Ali Highsmith	LB	6-1	225	So.	1L	Miami, Fla.	Central
8	Ronnie Prude	CB	5-11	182	Sr.	3L	Shreveport, La.	Fair Park
8	Terrell Clayton	WR	5-9	170	Jr.	Sqd.	Shreveport, La.	Byrd
9	Early Doucet	WR	6-0	213	So.	1L	St. Martinville, La.	St. Martinville
10	Joseph Addai	RB	6-0	210	Sr.	3L	Houston, Texas	Sharpstown
11	Ryan Perrilloux	QB	6-2	207	Fr.	HS	Reserve, La.	East St. John
11	Dominic Cooper	LB	6-4	220	So.	Sqd.	Metairie, La.	O.P. Walker
12	Jonathan Spear	DB	6-1	175	Sr.	Sqd.	New Orleans, La.	Ben Franklin
13	Trindon Holliday	WR/RB	5-6	170	Fr.	HS	Zachary, La.	Northeast
13	James Welker	QB	6-4	215	So.	Sqd.	Tarzana, Calif.	Notre Dame
14	Sammy Joseph	DB	5-11	179	Jr.	Trf.	New Orleans, La.	Shaw (Colorado)
15	Matt Flynn	QB	6-2	230	So.	1L	Tyler, Texas	Lee
16	Craig Steltz	DB	6-2	205	So.	Sqd.	New Orleans, La.	Rummel
16	Jeremy Bunting	QB	5-11	175	Fr.	HS	Tioga, La.	Tioga
17	Bennie Brazell	WR	6-1	166	Sr.	3L	Houston, Texas	Westbury
17	Daniel Bobo	LB	6-0	192	So.	Sqd.	Pineville, La.	Pineville
18	Jacob Hester	FB	6-0	225	So.	1L	Shreveport, La.	Evangel
19	Jonathan Zenon	DB	6-0	174	So.	Sqd.	Breaux Bridge, La.	Breaux Bridge
21	Chevis Jackson	DB	6-0	185	So.	1L	Mobile, Ala.	St. Paul's Episcopal
21	Donnie Chaucer	RB	5-11	192	So.	Sqd.	Hammond, La.	St. Thomas Aquinas
22	Alley Broussard	RB	6-0	233	Jr.	2L	Lafayette, La.	Acadiana
22	Coy Henderson	LB	6-1	215	So.	Trf.	Baton Rouge, La.	Parkview Baptist
23	Xavier Carter	WR	6-2	199	So.	1L	Palm Bay, Fla.	Palm Bay
24	Keron Gordon	CB	6-1	199	Jr.	2L	Tampa, Fla.	Plant
25	Justin Vincent	RB	5-10	213	Jr.	2L	Lake Charles, La.	Barbe
26	Nick Child	DB	6-0	165	So.	1L	Metairie, La.	Rummel
27	Curtis Taylor	DB	6-3	196	Fr.	RS	Franklinton, La.	Franklinton
27	Brandon Ledgister	RB	6-0	214	So.	Sqd.	Houston, Texas	Cy-Fair
28	R.J. Jackson	RB	6-0	197	Fr.	HS	Houston, Texas	Westside
29	Chris Hawkins	DB	6-1	180	Fr.	HS	Walker, La.	Walker
30	LaRon Landry	FS	6-2	187	Jr.	2L	Ama, La.	Hahnville
30	Keelen Robinson	WR	5-11	177	Fr.	HS	Shreveport, La.	Captain Shreve
31	Jessie Daniels	DB	5-11	200	Jr.	2L	Breaux Bridge, La.	Breaux Bridge
32	Jeffrey Jack	DB	5-10	177	Fr.	RS	Houston, Texas	James Madison
33	Jason Spadoni	LB	6-0	218	Jr.	2L	Kenner, La.	John Curtis
33	Renolda Thompson	DB	5-10	172	So.	HS	Shreveport, La.	Byrd
34	Antonio Robinson	RB	6-1	199	Fr.	HS	Winnfield, La.	Winnfield
35	Luke Sanders	LB	6-4	222	So.	Sqd.	West Monroe, La.	West Monroe
35	Andre Boagni	PK	5-9	166	Jr.	Sqd.	Zachary, La.	Zachary
36	Patrick Fisher	P	6-5	235	So.	Sqd.	Hyattsville, Md.	DeMatha
37	Daniel Francis	DB	5-11	181	Jr.	2L	Port Barre, La.	Port Barre
38	Jeremy Benton	LB	6-1	212	So.	Sqd.	Monroe, La.	Ouachita
39	Ryan Gaudet	PK	5-6	156	Jr.	2L	New Orleans, La.	Jesuit
39	Anthony Zehyoue	LB	6-1	259	So.	Sqd.	Baton Rouge, La.	McKinley
40	Shawn Jordan	FB	5-11	232	So.	Sqd.	El Paso, Texas	Riverside
40	Dustin Adams	LB	5-10	224	Jr.	Sqd.	Portland, Texas	Portland
41	Chris Jackson	PK	5-11	165	Jr.	2L	River Ridge, La.	John Curtis
42	Steve Korte	FB	6-2	230	Fr.	HS	Mandeville, La.	Fontainebleau
42	Andre Gill	WR	6-1	210	Sr.	Sqd.	Beverly Hills, Calif.	Beverly Hills
43	Harry Coleman	LB	6-3	225	Fr.	HS	Baldwin, La.	West St. Mary
44	Kevin Steltz	FB	5-9	244	Sr.	2L	New Orleans, La.	Rummel
45	Quinn Johnson	LB	6-2	230	Fr.	RS	Edgard, La.	West St. John
46	Cameron Vaughn	LB	6-4	237	Sr.	3L	Terrytown, La.	Shaw
47	Tremaine Johnson	DE	6-2	263	Fr.	RS	Houston, Texas	Galena Park
48	Darry Beckwith	LB	6-1	225	Fr.	HS	Baton Rouge, La.	Parkview Baptist
48	Michael Ricks	LB	5-11	224	Jr.	Sqd.	Amite, La.	Oak Forest
49	Kirston Pittman	DE	6-3	242	Jr.	2L	Reserve, La.	East St. John
51	E.J. Kuale	LB	6-2	225	Sr.	1L	Daytona Beach, Fla.	Dodge City CC
52	Ryan Willis	DE	6-3	276	Jr.	1L	New Orleans, La.	Holy Cross
53	Gant Petty	SNP	6-0	225	Jr.	2L	Baton Rouge, La.	Redemptorist
54	Micah Metrailler	LB	6-0	240	So.	HS	Baton Rouge, La.	Central
56	Kenneth Hollis	LB	6-0	235	Sr.	1L	Adamsville, Ala.	East Mississippi JC

ALPHABETICAL ROSTER

NO.	NAME	POS.
40	Dustin Adams	LB
10	Joseph Addai	RB
91	Charles Alexander	DE
83	Kyle Anderson	TE
87	Caleb Angelle	TE
73	Will Arnold	OG
48	Darry Beckwith	LB
38	Jeremy Benton	LB
70	Ciron Black	OL
35	Andre Boagni	PK
17	Daniel Bobo	LB
80	Dwayne Bowe	WR
17	Bennie Brazell	WR
22	Alley Broussard	RB
16	Jeremy Bunting	QB
2	Shyrone Carey	RB
23	Xavier Carter	WR
85	Harold Chambliss	WR
21	Donnie Chaucer	RB
26	Nick Child	DB
8	Terrell Clayton	WR
81	Mit Cole	TE
43	Harry Coleman	LB
11	Dominic Cooper	LB
85	Brady Dalfrey	P
31	Jessie Daniels	DB
6	Colt David	PK
3	Craig Davis	WR
70	Dave Davis	OL
59	Leo Deselle	DL
61	Josh Dicharry	OL
72	Glen Dorsey	DT
9	Early Doucet	WR
77	Peter Dyakowski	OT
99	Marlon Favorite	DT
87	Schirra Fields	WR
36	Patrick Fisher	P
15	Matt Flynn	QB
37	Daniel Francis	DB
87	Ricky Jean-Francois	DE
39	Ryan Gaudet	PK
42	Andre Gill	WR
24	Keron Gordon	CB
5	Skyler Green	WR
89	Donald Hains	DL
29	Chris Hawkins	DB
74	Brett Helms	OL
22	Coy Henderson	LB
18	Jacob Hester	FB
7	Ali Highsmith	LB
1	Amp Hill	WR
86	Lyle Hitt	DT
78	Paris Hodges	OT
13	Trindon Holliday	RB
56	Kenneth Hollis	LB
66	Max Holmes	OL
32	Jeffrey Jack	DB
21	Chevis Jackson	DB
41	Chris Jackson	PK
28	R.J. Jackson	RB

57	Alonzo Manuel	DE	6-3	240	Jr.	Sqd.	Jennings, La.	Jennings
59	Leo Deselle	DL	6-0	266	Jr.	Sqd.	New Orleans, La.	Shaw
60	Michael Murphy	OL	6-2	276	So.	Sqd.	LaPlace, La.	St. Charles
60	Matthew Travis	DE	6-2	226	So.	Sqd.	Selma, Ala.	Dallas County
61	Josh Dicharry	OL	6-2	308	Jr.	Sqd.	Gonzales, La.	East Ascension
62	Cole Louviere	OL	6-5	262	Fr.	RS	Metairie, La.	Rummel
63	Ryan Miller	OL	6-6	305	Fr.	RS	Lake Charles, La.	Barbe
64	Rudy Niswanger	OL	6-5	293	Sr.	3L	Monroe, La.	Ouachita Christian
65	P.J. Zimmerman	DS	6-3	245	Fr.	RS	New Orleans, La.	Jesuit
66	Max Holmes	OL	6-4	275	Fr.	HS	Baton Rouge, La.	Parkview Baptist
67	Robert Smith	OL	6-2	259	Fr.	RS	Bossier City, La.	Airline
68	Terrell McGill	OG	6-4	325	Sr.	2L	Miami, Fla.	Miami-Norland
69	Garett Wibel	OG	6-3	295	Jr.	Sqd.	Metairie, La.	Rummel
70	Ciron Black	OL	6-5	315	Fr.	HS	Tyler, Texas	Lee
70	Dave Davis	OL	6-1	273	So.	Sqd.	Shreveport, La.	Byrd
71	Nate Livings	OT	6-5	295	Sr.	2L	Lake Charles, La.	Washington-Marion
72	Glen Dorsey	DT	6-2	300	So.	1L	Gonzales, La.	East Ascension
73	Will Arnold	OG	6-4	320	So.	1L	Gloster, Miss.	Centreville Academy
74	Brett Helms	OL	6-2	275	Fr.	RS	Stuttgart, Ark.	Stuttgart
75	Brian Johnson	OT	6-4	310	Jr.	2L	Tallahassee, Fla.	Godby
76	Andrew Whitworth	OT	6-7	325	Sr.	3L	West Monroe, La.	West Monroe
77	Peter Dyakowski	OT	6-4	294	Jr.	Sqd.	Vancouver, B.C.	Vancouver College
78	Paris Hodges	OT	6-5	316	Jr.	Sqd.	Vacaville, Calif.	Vanden
79	Herman Johnson	OL	6-7	371	Fr.	RS	Denton, Texas	Denton
80	Dwayne Bowe	WR	6-3	213	Jr.	2L	Miami, Fla.	Norland
81	Mit Cole	TE	6-4	260	So.	1L	Picayune, Miss.	Picayune Memorial
82	David Jones	TE	6-4	260	Sr.	3L	Silver Springs, Md.	Springbrook
83	Kyle Anderson	TE	6-6	260	Fr.	HS	The Woodlands, Texas	The Woodlands
83	Joshua McManus	WR	5-11	180	So.	HS	New Orleans, La.	Brother Martin
84	Al Jones	DE	6-3	240	Fr.	HS	New Orleans, La.	St. Augustine
84	Andrew Wright	TE	6-7	248	So.	Sqd.	Lake Charles, La.	Barbe
85	Brady Dalfrey	P	6-0	198	Fr.	RS	Carencro, La.	Carencro
85	Harold Chambliss	WR	5-11	178	Jr.	HS	New Orleans, La.	Brother Martin
86	Lyle Hitt	DT	6-2	272	Fr.	HS	Baton Rouge, La.	Parkview Baptist
87	Ricky Jean-Francois	DE	6-3	245	Fr.	HS	Miami, Fla.	Carol City
87	Schirra Fields	WR	5-9	177	Sr.	Sqd.	Haynesville, La.	Haynesville
87	Caleb Angelle	TE	6-2	195	So.	HS	Breaux Bridge, La.	Breaux Bridge
88	Doug Planchard	TE	6-3	291	Jr.	2L	Baton Rouge, La.	Catholic
88	Brandon LaFell	WR	6-3	180	Fr.	HS	Houston, Texas	Lamar
89	Keith Zinger	TE	6-4	247	Jr.	2L	Leesville, La.	Leesville
89	Donald Hains	DL	5-11	254	So.	Sqd.	Diamondhead, Miss.	Hancock
90	Melvin Oliver	DE	6-3	274	Sr.	3L	Opelika, Ala.	Opelika
91	Charles Alexander	DE	6-3	295	Fr.	RS	Breaux Bridge, La.	Breaux Bridge
92	Tim Washington	DE	6-3	261	Fr.	RS	Stafford, Texas	Dulles HS
93	Tyson Jackson	DE	6-5	289	Fr.	RS	Edgard, La.	West. St. John
94	Chase Pittman	DL	6-4	275	Jr.	Trf.	Shreveport, La.	Evangel (Texas)
95	Kyle Williams	DT	6-2	295	Sr.	2L	Ruston, La.	Ruston
96	Carnell Stewart	DE	6-4	299	So.	Sqd.	River Ridge, La.	John Curtis
97	Brandon Washington	DT	6-4	305	Sr.	3L	Tuscaloosa, Ala.	Central
98	Claude Wroten	DT	6-3	293	Sr.	1L	Bastrop, La.	Miss. Delta CC
99	Marlon Favorite	DT	6-1	310	Fr.	RS	Harvey, La.	West Jefferson

ALPHABETICAL ROSTER

93	Tyson Jackson	DE
75	Brian Johnson	OT
79	Herman Johnson	OL
45	Quinn Johnson	LB
47	Tremaine Johnson	DE
84	Al Jones	DE
82	David Jones	TE
40	Shawn Jordan	FB
14	Sammy Joseph	DB
42	Steve Korte	FB
51	E.J. Kuale	LB
88	Brandon LaFell	WR
30	LaRon Landry	FS
27	Brandon Ledgister	RB
71	Nate Livings	OT
62	Cole Louviere	OL
57	Alonzo Manuel	DE
68	Terrell McGill	OG
83	Joshua McManus	WR
54	Micah Metrailler	LB
63	Ryan Miller	OL
60	Michael Murphy	OL
64	Rudy Niswanger	OL
90	Melvin Oliver	DE
11	Ryan Perrilloux	QB
53	Gant Petty	SNP
94	Chase Pittman	DL
49	Kirston Pittman	DE
88	Doug Planchard	TE
8	Ronnie Prude	CB
7	Carlos Rachel	WR
48	Michael Ricks	LB
34	Antonio Robinson	RB
30	Keelen Robinson	WR
4	JaMarcus Russell	QB
35	Luke Sanders	LB
67	Robert Smith	OL
33	Jason Spadoni	LB
12	Jonathan Spear	DB
16	Craig Steltz	DB
44	Kevin Steltz	FB
6	Mario Stevenson	CB
96	Carnell Stewart	DE
27	Curtis Taylor	DB
33	Renolda Thompson	DB
60	Matthew Travis	DE
46	Cameron Vaughn	LB
25	Justin Vincent	RB
97	Brandon Washington	DT
92	Tim Washington	DE
13	James Welker	QB
76	Andrew Whitworth	OT
69	Garett Wibel	OG
95	Kyle Williams	DT
52	Ryan Willis	DE
84	Andrew Wright	TE
98	Claude Wroten	DT
39	Anthony Zehyoue	LB
19	Jonathan Zenon	DB
65	P.J. Zimmerman	DS
89	Keith Zinger	TE

2005 PRONUNCIATION GUIDE

Players

10	Joseph Addaiuh-Dye
70	Ciron BlackSuh-ron
35	Andre BoagniBo-ayn-ee
80	Dwayne BoweBo
17	Bennie BrazellBra-zil
22	Alley BroussardAl-ee Brew-sard
23	Xavier CarterZay-vee-er
8	Terrell Claytontuh-Rell
85	Brady DalfreyDal-free
6	Colt Daviddah-Veed
59	Leo DeselleDis-ell
61	Josh DicharryDish-ar-ee
9	Early DoucetDoo-sett

77	Peter DyakowskiDye-uh-cow-ski
99	Marlon FavoriteFave-uh-right
39	Ryan GaudetGo-day
24	Keron GordonKuh-ron
21	Chevis JacksonShev-is
87	Ricky Jean-FrancoisGene Fran-swah
42	Steve KorteCourt
51	E.J. KualeKwah-lee
30	LaRon LandryLuh-ron
71	Nate LivingsLiv-ings
62	Cole LouviereLoo-vee-air
57	Alonzo ManuelMan-you-ul
68	Terrell McGilltuh-Rell
64	Rudy NiswangerNice-wonger

11	Ryan PerrillouxPair-uh-lew
49	Kirston PittmanKer-ston
69	Garett WibelWhy-bul
98	Claude WrotenRoe-ten
39	Anthony ZehyoueZaa-you
19	Jonathan ZenonZee-non

Coaches

Todd MonkenMunk-in
Bo PeliniPuh-lean-ee
Bradley Dale PevetoPee-vuh-toe
Stacy SearlesSuh-rules

INTRO

THIS IS LSU

TIGERS

COACHES

REVIEW

HISTORY

LSU

Louisiana (80)

AMA LaRon Landry	CARENCRO Brady Dalfrey	LAKE CHARLES Nate Livings Ryan Miller Justin Vincent Andrew Wright	Al Jones Sammy Joseph Joshua McManus Carlos Rachel Jonathan Spear Craig Steltz Kevin Steltz Ryan Willis P.J. Zimmerman	Chase Pittman Ronnie Prude Keelen Robinson Renolda Thompson
AMITE Michael Ricks	EDGARD Tyson Jackson Quinn Johnson	LAPLACE Michael Murphy	PINEVILLE Daniel Bobo	ST. MARTINVILLE Early Doucet
BALDWIN Harry Coleman	FRANKLINTON Curtis Taylor	LEESVILLE Keith Zinger	PORT BARRE Daniel Francis	TERRYTOWN Cameron Vaughn
BASTOP Claude Wroten	GONZALES Josh Dicharry Glen Dorsey	MANDEVILLE Steve Korte	RESERVE Ryan Perrilloux Kirston Pittman	TIOGA Jeremy Bunting
BATON ROUGE Darry Beckwith Coy Henderson Lyle Hitt Max Holmes Micah Metrailler Gant Petty Doug Planchard Anthony Zehyoue	HAMMOND Donnie Chaucer	METARIE Nick Child Dominique Cooper Cole Louviere Garrett Wibel	RIVER RIDGE Chris Jackson Carnell Stewart	WALKER Chris Hawkins
BOSSIER CITY Robert Smith	HARVEY Marlon Favorite	MONROE Jeremy Benton Rudy Niswanger	RUSTON Kyle Williams	WEST MONROE Luke Sanders Andrew Whitworth
BREAUX BRIDGE Caleb Angelle Charles Alexander Jessie Daniels Jonathan Zenon	HAYNESVILLE Schirra Fields	NEW ORLEANS Shyrone Carey Harold Chambliss Craig Davis Leo Deselle Ryan Gaudet	SHREVEPORT Terrell Clayton Dave Davis Jacob Hester	WESTWEGO Skyler Green
	JENNINGS Alonzo Manuel			WINNFIELD Antonio Robinson
	KENNER Jason Spadoni			ZACHARY Andre Boagni Trindon Holliday
	LAFAYETTE Alley Broussard			

Alabama (6)

ADAMSVILLE
Kenneth Hollis

MOBILE
Chevis Jackson
JaMarcus Russell

OPELIKA
Melvin Oliver

SELMA
Matthew Travis

TUSCALOOSA
Brandon Washington

Arkansas (1)

STUTTART
Brett Helms

California (3)

BEVERLY HILLS
Andre Gill

VACAVILLE
Paris Hodges

TARZANA
James Welker

Florida (9)

DAYTONA BEACH
E.J. Kuale

JACKSONVILLE
Amp Hill

MIAMI
Ricky Jean-Francois
Ali Highsmith
Terrell McGill
Dwayne Bowe

PALM BAY
Xavier Carter

TALLAHASSEE
Brian Johnson

TAMPA
Keron Gordon

Maryland (2)

HYATTSVILLE
Patrick Fisher

SILVER SPRINGS
David Jones

Mississippi (3)

DIAMONDHEAD
Donald Hains

GLOSTER
Will Arnold

PICAYUNE
Mit Cole

Tennessee (1)

MEMPHIS
Mario Stevenson

Texas (15)

DENTON
Herman Johnson

EL PASO
Shawn Jordan

GRAPEVINE
Colt David

HOUSTON
Joseph Addai
Bennie Brazell
Jeffrey Jack
R.J. Jackson
Tremaine Johnson
Brandon LaFell
Brandon Ledgister

PORTLAND
Dustin Adams

STAFFORD
Tim Washington

THE WOODLANDS
Kyle Anderson

TYLER
Ciron Black
Matt Flynn

British Columbia (1)

[Canada]
VANCOUVER
Peter Dyakowski

2005 Signees

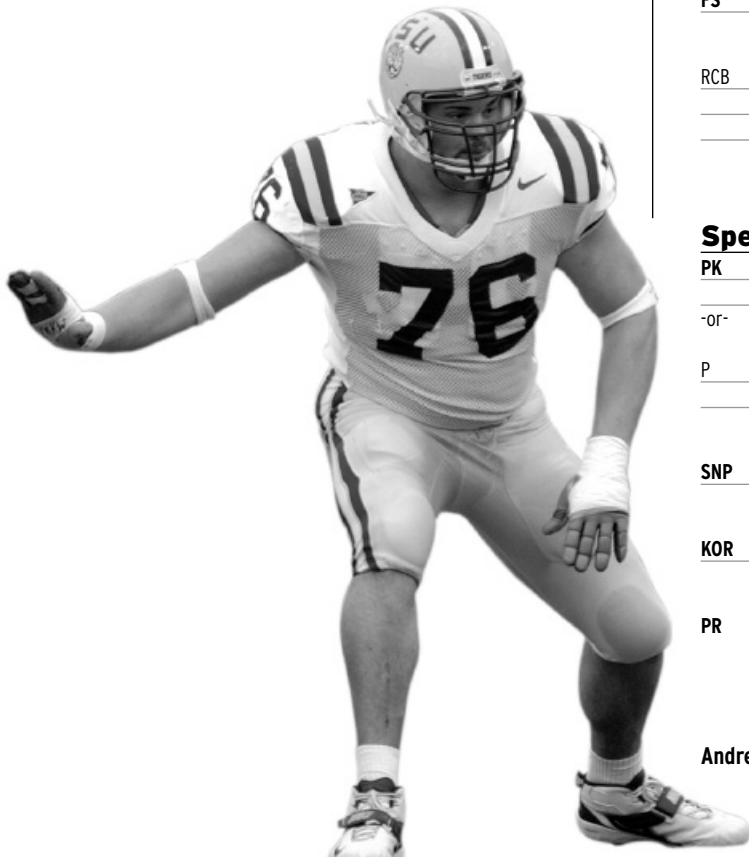
NAME	POS.	HT.	WT.	HOMETOWN (HIGH SCHOOL)
Kyle Anderson	TE	6-6	260	The Woodlands, Texas (The Woodlands)
Darry Beckwith	LB	6-1	225	Baton Rouge, La. (Parkview Baptist)
Ciron Black	OL	6-5	315	Tyler, Texas (Lee)
Chris Hawkins	DB	6-1	180	Walker, La. (Walker)
Lyle Hitt	DT	6-2	272	Baton Rouge, La. (Parkview Baptist)
Trindon Holliday	WR/RB	5-6	170	Zachary, La. (Northeast)
R.J. Jackson	RB	6-0	197	Houston, Texas (Westside)
Ricky Jean-Francois	DE	6-3	245	Miami, Fla. (Carol City)
Al Jones	DE	6-3	240	New Orleans, La. (St. Augustine)
Steve Korte	FB	6-2	230	Mandeville, La. (Fontainbleau)
Brandon LaFell	WR	6-3	180	Houston, Texas (Lamar)
Ryan Perrilloux	QB	6-2	207	Reserve, La. (East St. John)
Antonio Robinson	RB	6-1	199	Winnfield, La. (Winnfield)



Head coach Les Miles with his wife Kathy and their four children at the annual LSU Recruiting Bash held at the Atrium in downtown Baton Rouge.

Offense

X	3	Craig Davis	6-2	195	Jr.
	5	Skyler Green	5-10	195	Sr.
	23	Xavier Carter	6-2	199	So.
LT	76	Andrew Whitworth	6-7	325	Sr.
	79	Herman Johnson	6-7	371	Fr.-RS
LG	74	Brett Helms	6-2	275	Fr.-RS
	73	Will Arnold	6-4	320	So.
C	64	Rudy Niswanger	6-5	293	Sr.
	63	Ryan Miller	6-6	305	Fr.-RS
RG	71	Nate Livings	6-5	295	Sr.
	68	Terrell McGill	6-4	325	Sr.
RT	75	Brian Johnson	6-4	310	Jr.
-or-	77	Peter Dyakowski	6-4	294	Jr.
TE	82	David Jones	6-4	260	Sr.
	89	Keith Zinger	6-4	247	Jr.
	81	Mit Cole	6-4	260	So.
Z	80	Dwayne Bowe	6-3	213	Jr.
	9	Early Doucet	6-0	213	So.
	1	Amp Hill	6-3	198	So.
QB	4	JaMarcus Russell	6-5	248	So.
-or-	15	Matt Flynn	6-2	230	So.
RB	10	Joseph Addai	6-0	210	Sr.
-or-	22	Alley Broussard	6-0	233	Jr.
	25	Justin Vincent	5-10	213	Jr.
	2	Shyrone Carey	5-6	203	Sr.
FB	44	Kevin Steltz	5-9	244	Sr.
	18	Jacob Hester	6-0	225	So.
	40	Shawn Jordan	5-11	232	So.



Defense

LE	90	Melvin Oliver	6-3	274	Sr.
	93	Tyson Jackson	6-5	289	Fr.-RS
	52	Ryan Willis	6-3	276	Jr.
LT	98	Claude Wroten	6-3	293	Sr.
	72	Glen Dorsey	6-2	300	So.
	99	Marlon Favorite	6-1	310	Fr.-RS
RT	95	Kyle Williams	6-2	295	Sr.
	91	Charles Alexander	6-3	295	Fr.-RS
	96	Carnell Stewart	6-4	299	So.
	97	Brandon Washington	6-4	305	Sr.
RE	94	Chase Pittman	6-4	275	Jr.
	47	Tremaine Johnson	6-2	263	Fr.-RS
	49	Kirston Pittman	6-3	242	Jr.
Sam	56	Kenneth Hollis	6-0	235	Sr.
	7	Ali Highsmith	6-1	225	So.
	11	Dominic Cooper	6-4	220	So.
Mike	46	Cameron Vaughn	6-4	237	Sr.
	35	Luke Sanders	6-4	222	So.
	45	Quinn Johnson	6-2	230	Fr.-RS
	57	Alonzo Manuel	6-3	240	Jr.
Will	51	E.J. Kuale	6-2	225	Sr.
	32	Jason Spadoni	6-0	218	Jr.
LCB	8	Ronnie Prude	5-11	182	Sr.
	37	Daniel Francis	5-11	181	Jr.
	14	Sammy Joseph	5-11	179	Jr.
	19	Jonathan Zenon	6-0	174	So.
SS	31	Jessie Daniels	5-11	200	Jr.
	16	Craig Steltz	6-2	205	So.
	24	Keron Gordon	6-1	199	Jr.
FS	30	LaRon Landry	6-2	187	Jr.
	27	Curtis Taylor	6-3	196	Fr.-RS
RCB	21	Chevis Jackson	6-0	185	So.
	6	Mario Stevenson	6-2	193	Sr.
	32	Jeffrey Jack	5-10	177	Fr.-RS
	26	Nick Child	6-0	165	So.

Special Teams

PK	41	Chris Jackson	5-11	165	Jr.
	6	Colt David	5-10	170	So.
-or-	39	Ryan Gaudet	5-6	156	Jr.
P	36	Patrick Fisher	6-5	235	So.
	41	Chris Jackson	5-11	165	Jr.
	85	Brady Dalfrey	6-0	198	Fr.-RS
SNP	53	Gant Petty	6-0	225	Jr.
	65	P.J. Zimmerman	6-3	245	Fr.-RS
KOR	5	Skyler Green	5-10	195	Sr.
	23	Xavier Carter	6-2	199	So.
PR	5	Skyler Green	5-10	195	Sr.

Returning starters in bold

Andrew Whitworth

The LSU Offense

The Tigers are loaded on offense as LSU returns nine starters as well as offensive coordinator **Jimbo Fisher** from a team that averaged 28.7 points and 395 yards per game in 2004. Headlining the offensive weapons for the Tigers include a trio of running backs in **Alley Broussard**, **Joseph Addai**, and **Justin Vincent** along with All-American offensive tackle **Andrew Whitworth** and Academic All-American center **Rudy Niswanger**. In all, LSU returns 2,096 of the team's 2,326 rushing yards from a year ago. In addition, of the 20 rushing TDs for the Tigers in 2004, all but three of those were done by players who will be back in 2005. LSU will also bring a talented and experienced receiving corps into 2005. Of the 179 passes that LSU caught in 2004, all but three were hauled in by players who return in 2005. **Craig Davis**, who will be a junior in 2005, led the Tigers with 43 receptions for 659 yards and a score.

"We are very talented on offense. I think our running backs are going to be dominant players and we are going to use all of them to our advantage. We also have a very talented group of wide receivers who we plan on getting the ball to as well."

-- LSU COACH LES MILES



JAMARCUS RUSSELL

Quarterback

Sophomores **JaMarcus Russell** and **Matt Flynn** return to battle for the starting quarterback position. Russell played in 11 games with five starts in 2004. Russell, who directed LSU's fourth-quarter comeback against Iowa in the Capital One Bowl, finished his redshirt freshman season by completing 73 of 144 passes for 1,053 yards and nine touchdowns. Flynn, who also serves as LSU's holder on placekicks, saw action in three games at quarterback. Flynn played a series against Iowa in the Capital One Bowl and finished 1-of-4 for 11 yards. For the season, Flynn completed 4-of-10 passes for 99 yards and one touchdown.



ALLEY BROUSSARD

Tailback

LSU's as deep as it's been at running back in years as the Tigers return four players to the backfield who have at least one 100-yard rushing game to their credit. LSU's top four running backs heading into 2005 have combined for 4,792 yards and 43 touchdowns. Junior **Alley Broussard** returns as LSU's leading rusher from a year ago, going for 867 yards and 10 touchdowns on 142 carries. Joining Broussard in the backfield include senior **Joseph Addai** (680 yards, 3 TDs in 2004), junior **Justin Vincent** (322 yards, 2 TDs in 2004) and senior **Shyrone Carey** (112 yards, 1 TD in 2004).



KEVIN STELTZ

Fullback

Three Tigers return to share the fullback spot for the Tigers. Senior **Kevin Steltz** is one of the strongest players on the team and gives a player with tremendous blocking ability at the position. Sophomore **Jacob Hester**, who rushed for 123 yards from the fullback position last season, gives the Tigers a fullback who can block, run or catch. In addition, tight end **David Jones** doubles as a fullback for LSU in short-yardage situations.



SKYLER GREEN

Wide Receiver

One of the conference's most talented and deepest receiving corps returns for LSU in 2005. LSU returns 98 percent of its receptions and 99.7 percent of its receiving yards from a year ago. Junior **Craig Davis** had a breakout season for LSU in 2004, leading the team in both receptions (43) and yards (659). Junior **Dwayne Bowe** led the Tigers with five TD receptions and ranked second in the team in catches (39) and yards (597). **Skyler Green**, an All-American as a return specialist in 2003, battled injuries most of last season, but still managed to catch 24 passes for 219 yards and three scores. Freshman standouts from a year ago in **Early Doucet** (18 rec., 257 yards, 2 TDs) and **Xavier Carter** (5 rec., 118 yards, 1 TD) both return to lend explosive speed to the receiving corps.



DAVID JONES

Tight End

Senior **David Jones** headlines the list of players battling for playing time at the tight end position. Jones, who had offseason shoulder surgery, caught nine passes for 147 yards and one touchdown in 2004. He'll be joined at tight end by junior **Keith Zinger** and sophomore **Mit Cole**.



RUDY NISWANGER

Offensive Line

Perhaps the strength of what is a talented and experienced offense will be that of those in the trenches - the offensive line. Anchored by senior All-American **Andrew Whitworth** and Academic All-American **Rudy Niswanger**, the Tigers will once again possess a line that should be considered among the best in the nation. The Tigers return six players on the offensive line that have at least four career starts to their credit. Whitworth has 39 career starts and could become the first player in LSU histo-



ANDREW WHITWORTH

ry to start in 50 games during his career. Other returning starters for LSU include Niswanger at center, senior **Nate Livings** (right guard), junior **Brian Johnson** (right tackle), senior **Terrell McGill** (guard) and sophomore **Will Arnold** (left guard). In

addition, redshirt freshman **Brett Helms** (left guard) and junior **Peter Dyakowski** (right tackle) are both coming off tremendous springs and should push for playing time this fall.

The LSU Defense

A new defensive coordinator (**Bo Pelini**) will bring new terminology to the Tigers, but the approach will be the same as LSU will attack and continue to pressure the quarterback in an effort to disrupt the opponents' offensive game plan. Gone from last year's team are NFL Draft picks in defensive tackle Marcus Spears and cornerbacks Corey Webster and Travis Daniels. LSU returns seven starters, including three on the defensive front, from a unit that ranked among the national leaders in scoring (17.1 points), rushing defense (99.8 yards) and total defense (256.9 yards). Seniors **Kyle Williams** and **Claude Wroten**, both Second-Team All-SEC picks at defensive tackle in 2004, headline the list of returning starters for the Tigers.

"We'll be multiple. We'll play some zone and we'll play some man. It just depends on the game plan. We're going to be about high effort and getting after them. We're going to be an attacking style defense, and you're going to see kids playing with effort and passion. That's the No. 1 thing that I guarantee."

- LSU DEFENSIVE COORDINATOR BO PELINI

- INTRO
- THIS IS LSU
- TIGERS
- COACHES
- REVIEW
- HISTORY
- LSU



KYLE WILLIAMS

Defensive Line

LSU returns three starters on its defensive front in seniors **Kyle Williams**, **Claude Wroten** and **Melvin Oliver**. The trio combined for 13 sacks and 29 tackles for losses for the Tigers in 2004 as LSU was among the best in the nation against the run last season. **Chase Pittman**, a transfer from Texas, emerged from the spring as the starter at right end, while junior **Kirston Pittman** will continue to be on the field in third-down situations for the Tigers. LSU will also continue to count on senior **Brandon Washington**, sophomore **Glen Dorsey** and redshirt freshman **Marlon Favorite** to help fill the void left by the departure of **Marcus Spears**.



CAMERON VAUGHN

Linebacker


The loss of Lionel Turner gives the Tigers a void in the middle linebacker spot, which will likely be filled by senior **Cameron Vaughn**. Vaughn ranked fourth on the squad in 2004 with 63 tackles, while **Kenneth Hollis** emerged at midseason and took over as a starter at the Sam linebacker position. In seven starts, Hollis registered 33 tackles and three sacks. Senior **E.J. Kuale** (22 tackles, 2 sacks in 2004) came out of spring practice as the starter at the Will linebacker position. Sophomores **Luke Sanders** (MLB) and **Ali Highsmith** (SLB) and junior **Jason Spadoni** (WLB) will give the Tigers quality depth at the linebacker positions in 2005.



RONNIE PRUDE

Defensive Back

The Tigers return both starters at safety with junior **LaRon Landry** entering his third season as a starter at free safety and junior **Jessie Daniels** returning as LSU's starting strong safety. Landry has led the Tigers in tackles each of the past two seasons, which includes a 92-tackle, four-interception season in 2004. The Tigers will have to replace cornerbacks Travis Daniels and Corey Webster, two players who are expected to be playing on Sundays this fall. The leading candidates to replace the departed Daniels and Webster will be seniors **Ronnie Prude** and **Mario Stevenson** and sophomore **Chevis Jackson**. The secondary also features **Sammy Joseph**, a junior who transferred from Colorado. Prude has been LSU's starting nickel back for the past two seasons, while Joseph started as a freshman at Colorado two years ago.



CHRIS JACKSON

Special Teams

LSU returns all components of its special teams as junior **Chris Jackson** is back to handle field goals, extra points and punting (if necessary). A year ago, Jackson handled all three for the Tigers, hitting 11-of-17 field goals, 15-of-20 extra points and averaging 40.0 yards on 50 punts. Junior **Ryan Gaudet** stepped in at midseason to takeover the extra point duties as he finished 18-of-21 on PATs. Sophomore **Patrick Fisher** and redshirt freshman **Brady Daffrey** will battle Jackson for the punting duties for the Tigers. **Gant Petty** will again serve as LSU's deep snapper with **Matt Flynn** serving as the squad's holder for placekicks. As far as the return game is concerned, 2003 All-American **Skyler Green** will be back at full strength after suffering through a season-long ankle injury in 2004. In 2003, Green led the nation in punt returns by averaging 18.5 yards per return. Green, along with NCAA track champion **Xavier Carter**, will return kickoffs for LSU.

Team Information

Basic Offense: Multiple
Basic Defense: 4-3

LETTERWINNERS RETURNING

Offense: 27
Defense: 17
Specialty: 3
TOTAL: 47

LETTERWINNERS LOST

Offense: 4
Defense: 9
Specialty: 0
TOTAL: 13

STARTERS RETURNING

Offense: 10
Defense: 7
Specialty: 3
TOTAL: 20

STARTERS LOST

Offense: 1
Defense: 4
Specialty: 0
TOTAL: 5

RETURNING OFFENSIVE STARTERS

80	Dwayne Bowe	FL	6-3	213	Jr./2L
3	Craig Davis	WR	6-2	195	So./1L
71	Nate Livings	OG	6-5	295	Sr./2L
76	Andrew Whitworth	OT	6-7	325	Sr./3L
64	Rudy Niswanger	C	6-5	293	Sr./3L
75	Brian Johnson	OT	6-4	310	Jr./2L
68	Terrell McGill	OG	6-4	325	Sr./2L
82	David Jones	TE	6-4	259	Sr./3L
22	Alley Broussard	TB	6-0	233	Jr./2L

RETURNING DEFENSIVE STARTERS

98	Claude Wroten	DT	6-3	293	Sr./1L
95	Kyle Williams	DT	6-2	295	Sr./2L
90	Melvin Oliver	DE	6-3	274	Sr./3L
56	Kenneth Hollis	LB	6-0	235	Sr./1L
46	Cameron Vaughn	LB	6-4	237	Jr./2L
30	LaRon Landry	FS	6-2	187	Jr./2L
31	Jessie Daniels	SS	5-11	200	Jr./2L

STARTERS LOST - OFFENSE

12	Marcus Randall	QB	6-2	224	Sr./4L
55	Ben Wilkerson	C	6-4	297	Sr./4L

STARTERS LOST - DEFENSE

84	Marcus Spears	DE	6-4	298	Sr./4L
58	Lionel Turner	LB	6-2	260	Sr./3L
13	Corey Webster	CB	6-0	204	Sr./4L
29	Travis Daniels	CB	6-1	194	Sr./3L

Returning Statistical Leaders

RUSHING:	ATT.	YARDS	AVG.	TDS
Alley Broussard	142	867	6.1	10
Joseph Addai	101	680	6.7	3
Justin Vincent	76	322	4.2	2

PASSING:	ATT.	COMP	INT.	TDS	YARDS	PCT.
JaMarcus Russell	144	73	4	9	1,053	50.7
Matt Flynn	10	4	0	1	99	40.0

RECEIVING:	REC.	YARDS	AVG.	AVG/GAME	TDS
Craig Davis	43	659	15.3	54.9	1
Dwayne Bowe	39	597	15.3	54.3	5
Joseph Addai	26	294	11.3	24.5	4
Skyler Green	24	219	9.1	21.9	3
Early Doucet	18	257	14.3	25.7	2

TACKLES:	TOTAL	SOLO	ASST.	INT.	SACKS	TFL (YDS)
LaRon Landry	92	53	39	3-19	3-19	5-25
Jessie Daniels	64	31	33	3-32	0-0	2-1
Cameron Vaughn	63	28	35	0-0	1-3	2-6
Kyle Williams	57	21	36	0-0	6-40	12-52
Claude Wroten	44	26	18	0-0	6-43	12-58

INTRO

THIS IS LSU

TIGERS

COACHES

REVIEW

HISTORY

LSU

GAME 1	QUICK FACTS		2005 SCHEDULE
 <p>NORTH TEXAS SEPTEMBER 3 TIGER STADIUM</p>	 <p>Darrell Dickey Head Coach www.meangreensports.com</p>	 <p>Patrick Cobbs Senior RB</p> <p>LOCATION: Denton, Texas ATHLETICS DIRECTOR: Rick Villarreal CONFERENCE: Sun Belt STADIUM: Fouts Field (30,000) 2004 RECORD: 7-5 HEAD COACH: Darrell Dickey (Kansas State, 1984) RECORD AT SCHOOL: 37-46 (7 years) CAREER RECORD: 37-46 (7 years)</p>	<p>SID: Eric Capper OFFICE PHONE: (940) 565-2476 HOME PHONE: (940) 498-1011 SID FAX: (940) 565-3671 E-MAIL: ecapper@unt.edu</p> <p>Sept. 3 at LSU Sept. 10 at Middle Tennessee Sept. 17 Tulsa Sept. 24 at Kansas State Oct. 1 Troy Oct. 8 Arkansas State Oct. 15 at Louisiana International Oct. 22 at Louisiana Tech Oct. 29 UL-Monroe Nov. 5 UL-Lafayette Nov. 12 at Florida Atlantic</p>
 <p>ARIZONA STATE SEPTEMBER 10 TIGER STADIUM</p>	 <p>Dirk Koetter Head Coach www.thesundevils.com</p>	 <p>Derek Hagan Senior WR</p> <p>LOCATION: Tempe, Ariz. ATHLETICS DIRECTOR: Lisa Loue CONFERENCE: Pacific-10 STADIUM: Frank Kush Field/Sun Devil Stadium (71,706) 2004 RECORD: 9-3 HEAD COACH: Dirk Koetter (Idaho State, 1981) RECORD AT SCHOOL: 26-33 (4 years) CAREER RECORD: 52-33 (7 years)</p>	<p>SID: Mark Brand OFFICE PHONE: (480) 965-6592 HOME PHONE: (480) 759-9514 SID FAX: (480) 965-5408 E-MAIL: mark.brand@asu.edu</p> <p>Sept. 1 Temple Sept. 10 at LSU Sept. 17 Northwestern Sept. 24 at Oregon State Oct. 1 USC Oct. 8 Oregon Oct. 22 at Stanford Oct. 29 Washington Nov. 5 at Washington State Nov. 12 at UCLA Nov. 25 Arizona</p>
 <p>TENNESSEE SEPTEMBER 24 TIGER STADIUM</p>	 <p>Phillip Fulmer Head Coach www.utsports.com</p>	 <p>Jason Allen Senior DB</p> <p>LOCATION: Nashville, Tenn. ATHLETICS DIRECTOR: Mike Hamilton CONFERENCE: Southeastern STADIUM: Neyland (104,079) 2004 RECORD: 10-3 HEAD COACH: Phillip Fulmer (Tennessee, 1972) RECORD AT SCHOOL: 123-31 (13 years) CAREER RECORD: 123- 31 (13 years)</p>	<p>SID: Harris D. Ford OFFICE PHONE: (865) 974-1212 HOME PHONE: (865) 922 -1657 SID FAX: (865) 974-1269 E-MAIL: bford@tennessee.edu</p> <p>Sept. 3 UAB Sept. 17 at Florida Sept. 24 at LSU Oct. 1 Mississippi Oct. 8 Georgia Oct. 22 at Alabama Oct. 29 South Carolina Nov. 5 at Notre Dame Nov. 12 Memphis Nov. 19 Vanderbilt Nov. 26 at Kentucky</p>
 <p>at MISSISSIPPI ST. OCTOBER 1 DAVIS WADE STADIUM</p>	 <p>Sylvester Croom Head Coach www.mstateathletics.com</p>	 <p>JH Norwood Senior RB</p> <p>LOCATION: Starkville, Miss ATHLETICS DIRECTOR: Larry Templeton CONFERENCE: Southeastern STADIUM: Davis Wade Stadium at Scott Field (55,082) 2004 RECORD: 3-8 HEAD COACH: Sylvester Croom (Alabama, 1975) RECORD AT SCHOOL: 3-8 (1 year) CAREER RECORD: 3-8 (1 year)</p>	<p>SID: Mike Nemeth OFFICE PHONE: (662) 325- 2703 HOME PHONE: (662) 323-7780 E-MAIL: nemeth@athletics.msstate.edu SID FAX: (662) 325-2563</p> <p>ROAD HEADQUARTERS: Holiday Inn 1200 Hwy. 45 North Columbus, MS 39705 (662) 327-7077</p> <p>Sept. 3 Murray State Sept. 10 Auburn Sept. 17 at Tulane Sept. 24 Georgia Oct. 1 LSU Oct. 8 at Florida Oct. 22 Houston Oct. 29 at Kentucky Nov. 5 Alabama Nov. 19 at Arkansas (Little Rock) Nov. 26 Ole Miss</p>
 <p>at VANDERBILT OCTOBER 8 VANDERBILT STADIUM</p>	 <p>Bobby Johnson Head Coach www.vucommofores.com</p>	 <p>Moses Osemwegie Junior LB</p> <p>LOCATION: Nashville, Tennessee ATHLETICS DIRECTOR: Jay Lowe CONFERENCE: Southeastern STADIUM: Dudley Field/Vanderbilt Stadium (39,773) 2004 RECORD: 2-9 HEAD COACH: Bobby Johnson (Clemson, 1973) RECORD AT SCHOOL: 6-29 (3 years) CAREER RECORD: 66-65 (11 years)</p>	<p>SID: Larry Leathers OFFICE PHONE: (615) 343-6437 HOME PHONE: (615) 221-8605 SID FAX: (615) 320 -7064 E-MAIL: larry.leathers@vanderbilt.edu</p> <p>ROAD HEADQUARTERS: Airport Marriott 600 North Marriott Dr. Nashville, TN 37214 (615) 889-9300</p> <p>Sept. 1 at Wake Forest Sept. 10 at Arkansas Sept. 17 Mississippi Sept. 24 Richmond Oct. 1 Middle Tennessee Oct. 8 LSU Oct. 15 Georgia Oct. 22 at South Carolina Nov. 5 at Florida Nov. 12 Kentucky Nov. 19 at Tennessee</p>
 <p>FLORIDA OCTOBER 15 TIGER STADIUM</p>	 <p>Urban Myer Head Coach www.gatorzone.com</p>	 <p>Chris Leak Junior QB</p> <p>LOCATION: Gainesville, Fla. ATHLETICS DIRECTOR: Jeremy Foley CONFERENCE: Southeastern STADIUM: Ben Hill Griffin Stadium at Florida Field (88,548) 2004 RECORD: 7-5 HEAD COACH: Urban Myer (Cincinnati, 1986) RECORD AT SCHOOL: First year CAREER RECORD: 39-8 (4 years)</p>	<p>SID: Steve McClain OFFICE PHONE: (352) 375-4683 (x6100) HOME PHONE: (352) 335-6539 E-MAIL: stevem@gators.uaa.ufl.edu SID FAX: (352) 375-4809</p> <p>Sept. 3 Wyoming Sept. 10 Louisiana Tech Sept. 17 Tennessee Sept. 24 at Kentucky Oct. 1 at Alabama Oct. 8 Mississippi State Oct. 15 at LSU Oct. 29 Georgia (Jacksonville) Nov. 5 Vanderbilt Nov. 12 at South Carolina Nov. 26 Florida State</p>

GAME 7	QUICK FACTS		2005 SCHEDULE
 <p>AUBURN OCTOBER 22 TIGER STADIUM</p>	 Tommy Tuberville Head Coach www.auburntigers.com	 Marcus McNeill Senior OT	<p>LOCATION: Auburn, Ala. ATHLETICS DIRECTOR: Jay Jacobs CONFERENCE: Southeastern STADIUM: Jordan-Hare (87,451) 2004 RECORD: 13-0 HEAD COACH: Tommy Tuberville (Southern Arkansas, 1976) RECORD AT SCHOOL: 51 -24 (6 years) CAREER RECORD: 76-44 (10 years)</p> <p>SID: Kirk Sampson OFFICE PHONE: (334) 844-9800 HOME PHONE: (334) 887-0839 SID FAX: (334) 844-9807 E-MAIL: sampska@auburn.edu</p> <p>Sept. 3 Georgia Tech Sept. 10 Mississippi State Sept. 17 Ball State Oct. 1 South Carolina Oct. 15 at Arkansas Oct. 22 at LSU Oct. 29 Ole Miss Nov. 5 at Kentucky Nov. 12 at Georgia Nov. 19 Alabama</p>
GAME 8	QUICK FACTS		2005 SCHEDULE
 <p>APPALACHIAN ST. NOVEMBER 5 TIGER STADIUM</p>	 Jerry Moore Head Coach www.goasu.com	 Richie Williams Senior QB	<p>LOCATION: Boone, N.C. ATHLETICS DIRECTOR: Linda Robinson CONFERENCE: Southern STADIUM: Kidd Brewer (16,650) 2004 RECORD: 6-5 HEAD COACH: Jerry Moore (Baylor, 1961) RECORD AT SCHOOL: 122-59 (16 years) CAREER RECORD: 149-107-2 (21 years)</p> <p>SID: Mike Flynn OFFICE PHONE: (828) 262-2268 HOME PHONE: (828) 264-9950 SID FAX: (828) 262-6106 E-MAIL: flynmh@appstate.edu</p> <p>Sept. 3 at Eastern Kentucky Sept. 10 at Kansas Sept. 17 Coastal Carolina Sept. 24 at The Citadel Oct. 8 at Furman Oct. 15 Georgia Southern Oct. 22 at Wofford Oct. 29 Chattanooga Nov. 5 at LSU Nov. 12 Western Carolina Nov. 19 at Elon</p>
GAME 9	QUICK FACTS		2005 SCHEDULE
 <p>at ALABAMA NOVEMBER 12 BRYANT-DENNY STADIUM</p>	 Mike Shula Head Coach www.rolltide.com	 DeMarco Ryans Senior LB	<p>LOCATION: Tuscaloosa, Ala. ATHLETICS DIRECTOR: Mal Moore CONFERENCE: Southeastern STADIUM: Bryant-Denny (83,818) 2004 RECORD: 6-6 HEAD COACH: Mike Shula (Alabama, 1984) RECORD AT SCHOOL: 10-15(2 years) CAREER RECORD: 10-15 (2 years)</p> <p>SID: Larry White OFFICE PHONE: (205) 358 -6084 HOME PHONE: (205) 333 -1640 SID FAX: (205) 348-6084 E-MAIL: lwhite@ia.ua.edu</p> <p>ROAD HEADQUARTERS: Grandview Marriott 3590 Grandview Pkwy. Birmingham, AL 35243 (205) 968-3775</p> <p>Sept. 3 Middle Tennessee Sept. 10 Southern Mississippi Sept. 17 at South Carolina Sept. 24 Arkansas Oct. 1 Florida Oct. 15 at Ole Miss Oct. 22 Tennessee Oct. 29 Utah State Nov. 5 at Mississippi State Nov. 12 LSU Nov. 19 at Auburn</p>
GAME 10	QUICK FACTS		2005 SCHEDULE
 <p>at OLE MISS NOVEMBER 19 VAUGHT-HEMINGWAY STADIUM</p>	 Ed Orgeron Head Coach www.olemisssports.com	 Patrick Willis Junior LB	<p>LOCATION: Oxford, Miss. ATHLETICS DIRECTOR: Pete Boone CONFERENCE: Southeastern STADIUM: Vaught-Hemingway Hollingsworth Field (60,580) 2004 RECORD: 4-7 HEAD COACH: Ed Orgeron (Northwestern State, 1984) RECORD AT SCHOOL: First year CAREER RECORD: First year</p> <p>SID: Langston Rogers OFFICE PHONE: (662) 915 -7522 HOME PHONE: (662) 236 -3535 SID FAX: (662) 915-7006 E-MAIL: lrogers@olemiss.edu</p> <p>ROAD HEADQUARTERS: Memphis Marriott 2625 Thousand Oaks Blvd. Memphis, TN (901) 362-6200</p> <p>Sept. 5 at Memphis Sept. 17 at Vanderbilt Sept. 24 Wyoming Oct. 1 at Tennessee Oct. 8 The Citadel Oct. 15 Alabama Oct. 22 Kentucky Oct. 29 at Auburn Nov. 12 Arkansas Nov. 19 LSU Nov. 26 at Mississippi State</p>
GAME 11	QUICK FACTS		2005 SCHEDULE
 <p>ARKANSAS NOVEMBER 25 TIGER STADIUM</p>	 Houston Nutt Head Coach www.hogwired.com	 Marcus Monk Sophomore WR	<p>LOCATION: Fayetteville, Ark. ATHLETICS DIRECTOR: Frank Boyles CONFERENCE: Southeastern STADIUM: Reynolds Razorback (Fayetteville) (72,000) 2004 RECORD: 5-6 HEAD COACH: Houston Nutt (Oklahoma State, 1981) RECORD AT SCHOOL: 53-33 (7 years) CAREER RECORD: 89-55 (12 years)</p> <p>SID: Kevin Trainor OFFICE PHONE: (479) 575 -2751 HOME PHONE: (479) 582 -9046 SID FAX: (479) 575-7481 E-MAIL: ktrainor@uark.edu</p> <p>Sept. 3 Missouri State Sept. 10 Vanderbilt Sept. 17 at Southern California Sept. 24 at Alabama Oct. 8 UL-Monroe (Little Rock) Oct. 15 Auburn Oct. 22 at Georgia Nov. 5 South Carolina Nov. 12 at Ole Miss Nov. 19 Mississippi St. (Little Rock) Nov. 24 at LSU</p>
SEC CHAMPIONSHIP	QUICK FACTS		PAST CHAMPIONS
 <p>WEST vs EAST DECEMBER 3 GEORGIA DOME</p>	 Mike Slive Commissioner www.secsports.com	 Charles Bloom Media Relations	<p>LOCATION: Atlanta, Ga. STADIUM: Georgia Dome (71,500) TELEVISION: CBS 2004 RESULTS: Auburn 38, Tennessee 28</p> <p>SID: Charles Bloom OFFICE PHONE: (205) 458-3010 HOME PHONE: (205) 458-3030 E-MAIL: cbloom@sec.org</p> <p>992 Alabama 28, Florida 21 1993 Florida 28, Alabama 13 1994 Florida 24, Alabama 23 1995 Florida 34, Arkansas 3 1996 Florida 45, Alabama 30 1997 Tennessee 30, Auburn 29 1998 Tennessee 24, Mississippi State 14 1999 Alabama 34, Florida 7 2000 Florida 28, Auburn 6 2001 LSU 31, Tennessee 20 2002 Georgia 30, Arkansas 3 2003 LSU 34, Georgia 13 2004 Auburn 38, Tennessee 28</p>

INTRO

THIS IS LSU

TIGERS

COACHES

REVIEW

HISTORY

LSU

North Texas Series

LSU leads 2-0

1995: LSU, 49-7 Oct. 21 at Baton Rouge
1999: LSU, 52-0 Sept. 11 at Baton Rouge

At Baton Rouge: LSU leads 2-0

Series Notes: Teams will play for just the third time when the Mean Green come to Baton Rouge to open the 2005 season ... LSU is 2-0 against UNT, having outscored the Mean Green 101-7 in the two previous games ... Current UNT head coach Darrell Dickey served as LSU's tight end coach from 1991-93 ... Current UNT AD Rick Villarreal coached tight ends at LSU in 1994.

Arizona State Series

First Meeting

Series Notes: The contest will mark the first meeting between the teams ... LSU faces a team from the Pac-10 for the third straight season ... LSU beat Oregon State, 22-21, in overtime to open the 2004 season and the Tigers posted a 59-13 road win over Arizona in 2003 ... LSU is scheduled to return the game to Arizona State in 2008 ... LSU coach Les Miles is 1-1 vs. Pac-10 teams, having split a pair of games with UCLA.

Tennessee Series

Tennessee leads 19-5-3

1925: Tie, 0-0 Oct. 24 at Knoxville
1926: UT, 14-7 Oct. 9 at Baton Rouge
1933: LSU, 7-0 Dec. 2 at Baton Rouge
1934: UT, 19-13 Dec. 8 at Knoxville
1938: UT, 14-6 Oct. 29 at Knoxville
1939: UT, 20-0 Nov. 4 at Baton Rouge
1940: UT, 28-0 Nov. 2 at Knoxville
1941: UT, 13-6 Nov. 1 at Baton Rouge
1942: UT, 26-0 Oct. 31 at Knoxville
1944: UT, 13-0 Nov. 4 at Baton Rouge
1952: UT, 22-3 Nov. 8 at Baton Rouge
1953: UT, 32-14 Nov. 7 at Knoxville
1959: UT, 14-13 Nov. 7 at Knoxville
1964: Tie, 3-3 Oct. 24 at Baton Rouge
1967: UT, 17-14 Oct. 28 at Knoxville
*1972: UT, 24-17 Dec. 30 at Houston
1974: LSU, 20-10 Oct. 12 at Baton Rouge
1975: UT, 24-10 Oct. 4 at Knoxville
1982: Tie, 24-24 Oct. 9 at Baton Rouge
1983: UT, 20-6 Oct. 8 at Knoxville
1988: LSU, 34-9 Sept. 17 at Knoxville
1989: UT, 45-39 Oct. 28 at Baton Rouge
1992: UT, 20-0 Oct. 3 at Baton Rouge
1993: UT, 42-20 Sept. 25 at Knoxville
2000: LSU, 38-31(OT) Sept. 30 at Baton Rouge
2001: UT, 26-18 Sept. 29 at Knoxville
2001: LSU, 31-20 Dec. 8 at Atlanta

* - Bluebonnet Bowl

At Baton Rouge: UT leads, 7-3-2

At Knoxville: UT leads, 11-1-1

At Neutral Sites: Tied 1-1

Series Notes: Teams meet for first time since 31-20 LSU win in the 2001 SEC Championship Game, a loss that kept the Vols out of the national championship game ... Teams have only played five times over the past 15 years with the Vols holding a 3-2 advantage ... LSU recorded the school's first overtime win against Tennessee in 2000 by a 38-31 count in Tiger Stadium.

Mississippi State Series

LSU leads 62-33-3

1896: LSU, 52-0 Nov. 20 at Baton Rouge
1902: LSU, 6-0 Nov. 27 at Starkville
1903: MSU, 11-0 Nov. 7 at Starkville
1905: LSU, 15-0 Dec. 1 at Baton Rouge
1906: Tie, 0-0 Oct. 27 at Starkville
1907: LSU, 23-11 Nov. 9 at Baton Rouge
1908: LSU, 50-0 Nov. 7 at Baton Rouge
1909: LSU, 15-0 Oct. 16 at Baton Rouge
1910: MSU, 3-0 Oct. 21 at Columbus
1911: MSU, 6-0 Nov. 12 at Gulfport
1912: MSU, 7-0 Nov. 2 at Baton Rouge
1913: Tie, 0-0 Nov. 15 at Starkville
1915: LSU, 10-0 Oct. 29 at Baton Rouge
1916: LSU, 13-3 Nov. 12 at Starkville
1917: MSU, 9-0 Nov. 29 at Baton Rouge
1919: MSU, 6-0 Nov. 1 at Starkville
1920: MSU, 12-7 Oct. 23 at Baton Rouge
1921: LSU, 17-14 Dec. 3 at Starkville
1922: MSU, 7-0 Nov. 18 at Baton Rouge
1923: MSU, 14-7 Dec. 1 at Starkville
1926: MSU, 7-6 Oct. 23 at Jackson
1927: LSU, 9-7 Oct. 22 at Jackson
1928: LSU, 31-0 Oct. 20 at Jackson
1929: LSU, 31-6 Oct. 19 at Jackson
1930: MSU, 8-6 Oct. 18 at Jackson
1931: LSU, 31-0 Oct. 17 at Baton Rouge
1932: LSU, 24-0 Oct. 15 at Monroe
1933: LSU, 21-6 Nov. 25 at Monroe
1934: LSU, 25-3 Nov. 3 at Baton Rouge
1935: LSU, 28-13 Nov. 9 at Baton Rouge

1936: LSU, 12-0 Nov. 7 at Baton Rouge
1937: LSU, 41-0 Nov. 6 at Baton Rouge
1938: LSU, 32-7 Nov. 5 at Baton Rouge
1939: MSU, 15-12 Nov. 11 at Baton Rouge
1940: MSU, 22-7 Nov. 9 at Baton Rouge
1941: Tie, 0-0 Oct. 11 at Baton Rouge
1942: LSU, 16-6 Oct. 10 at Baton Rouge
1944: MSU, 13-6 Oct. 21 at Baton Rouge
1945: MSU, 27-20 Nov. 10 at Baton Rouge
1946: LSU, 13-6 Oct. 5 at Baton Rouge
1947: LSU, 21-6 Nov. 15 at Baton Rouge
1948: MSU, 7-0 Nov. 13 at Baton Rouge
1949: LSU, 34-7 Nov. 12 at Baton Rouge
1950: MSU, 13-7 Nov. 18 at Baton Rouge
1951: LSU, 3-0 Nov. 17 at Baton Rouge
1952: MSU, 33-14 Nov. 15 at Baton Rouge
1953: MSU, 26-13 Nov. 14 at Baton Rouge
1954: MSU, 25-0 Nov. 13 at Baton Rouge
1955: LSU, 34-7 Nov. 12 at Baton Rouge
1956: MSU, 32-13 Nov. 17 at Baton Rouge
1957: MSU, 14-6 Nov. 16 at Baton Rouge
1958: LSU, 7-6 Nov. 15 at Jackson
1959: LSU, 27-0 Nov. 14 at Baton Rouge
1960: LSU, 7-3 Nov. 12 at Baton Rouge
1961: LSU, 14-6 Nov. 18 at Baton Rouge
1962: LSU, 28-0 Nov. 17 at Jackson
1963: MSU, 7-6 Nov. 16 at Jackson
1964: LSU, 14-10 Nov. 14 at Baton Rouge
1965: LSU, 37-20 Nov. 13 at Baton Rouge
1966: LSU, 17-7 Nov. 12 at Baton Rouge
1967: LSU, 55-0 Nov. 18 at Baton Rouge
1968: LSU, 20-16 Nov. 16 at Baton Rouge
1969: LSU, 61-6 Nov. 15 at Baton Rouge
1970: LSU, 38-7 Nov. 14 at Baton Rouge
1971: LSU, 28-3 Nov. 13 at Jackson
1972: LSU, 28-14 Nov. 18 at Baton Rouge
1973: LSU, 26-7 Nov. 17 at Baton Rouge
1974: MSU, 7-6 Nov. 16 at Jackson
*1975: MSU, 16-6 Nov. 15 at Baton Rouge
*1976: MSU, 21-13 Nov. 13 at Jackson
1977: LSU, 27-24 Nov. 12 at Baton Rouge
1978: MSU, 16-14 Nov. 18 at Jackson
1979: LSU, 21-3 Nov. 17 at Baton Rouge
1980: MSU, 55-31 Nov. 15 at Jackson
1981: MSU, 17-9 Nov. 14 at Baton Rouge
1982: MSU, 27-24 Nov. 13 at Starkville
1983: MSU, 45-26 Nov. 12 at Baton Rouge
1984: MSU, 16-14 Nov. 17 at Starkville
1985: LSU, 17-15 Nov. 16 at Baton Rouge
1986: LSU, 47-0 Nov. 15 at Jackson
1987: LSU, 34-14 Nov. 14 at Baton Rouge
1988: LSU, 20-3 Nov. 12 at Starkville
1989: LSU, 44-20 Nov. 18 at Baton Rouge
1990: MSU, 34-22 Nov. 17 at Jackson
1991: MSU, 28-19 Nov. 16 at Baton Rouge
1992: LSU, 24-3 Sept. 12 at Baton Rouge
1993: LSU, 18-16 Sept. 11 at Starkville
1994: LSU, 44-24 Sept. 10 at Baton Rouge
1995: LSU, 34-16 Sept. 9 at Starkville
1996: LSU, 28-20 Oct. 26 at Baton Rouge
1997: LSU, 24-9 Sept. 13 at Starkville
1998: LSU, 41-6 Oct. 24 at Baton Rouge
1999: MSU, 17-16 Oct. 23 at Starkville
2000: LSU, 45-38(OT) Oct. 21 at Baton Rouge
2001: LSU, 42-0 Oct. 20 at Starkville
2002: LSU, 31-13 Sept. 28 at Baton Rouge
2003: LSU, 41-6 Sept. 27 at Starkville
2004: LSU, 51-0 Sept. 25 at Baton Rouge

* - Forfeited to LSU by NCAA

At Baton Rouge: LSU leads, 43-18-1

At Starkville: LSU leads, 9-6-2

At Jackson: LSU leads, 8-7

At Other Sites: Series tied, 2-2

Series Notes: LSU and Mississippi State will play for the 99th time with the Tigers holding a 62-33-3 advantage in the series that dates back to 1896 ... LSU has won five straight and 12 of the last 13 with the Bulldogs ... LSU has outscored MSU 165-19 in the last four games.

Vanderbilt Series

LSU leads 19-7-1

1902: VU, 27-5 Nov. 17 at Baton Rouge
1910: VU, 22-0 Nov. 5 at Nashville
1933: Tie, 7-7 Oct. 28 at Baton Rouge
1934: LSU, 29-0 Oct. 27 at Nashville
1935: LSU, 7-2 Oct. 26 at Nashville
1936: LSU, 19-0 Oct. 31 at Nashville
1937: VU, 7-6 Oct. 23 at Nashville
1938: LSU, 7-0 Oct. 22 at Baton Rouge
1939: LSU, 12-6 Oct. 28 at Nashville
1940: LSU, 7-0 Oct. 26 at Baton Rouge
1945: LSU, 39-7 Oct. 27 at Baton Rouge
1946: LSU, 14-0 Oct. 26 at Nashville
1947: LSU, 19-13 Oct. 25 at Baton Rouge
1948: VU, 48-7 Nov. 6 at Nashville
1949: LSU, 33-13 Nov. 5 at Baton Rouge
1950: LSU, 33-7 Nov. 11 at Nashville
1951: VU, 20-13 Nov. 10 at Baton Rouge
1957: VU, 7-0 Nov. 2 at Nashville
1976: LSU, 33-20 Oct. 9 at Baton Rouge
1977: LSU, 28-15 Oct. 8 at Nashville
1984: LSU, 34-27 Oct. 13 at Baton Rouge

1985: LSU, 49-7 Oct. 12 at Nashville
1990: VU, 24-21 Sept. 22 at Nashville
1991: LSU, 16-14 Sept. 21 at Baton Rouge
1996: LSU, 35-0 Oct. 5 at Baton Rouge
1997: LSU, 7-6 Oct. 4 at Nashville
2004: LSU, 24-7 Oct. 30 at Baton Rouge

At Baton Rouge: LSU leads, 10-2-1

At Nashville: LSU leads, 9-5

Series Notes: LSU and Vanderbilt meet for just the 28th time with the Tigers holding a 19-7-1 advantage ... LSU will be making its first trip to Nashville since a 7-6 win in 1997 ... In three previous games, LSU has held the Commodores to just 13 points ... LSU has won four straight and eight of the last nine games against Vanderbilt.

Florida Series

Florida leads 27-21-3

1937: LSU, 19-0 Sept. 25 at Baton Rouge
1941: LSU, 10-7 Oct. 25 at Baton Rouge
1953: Tie, 21-21 Oct. 24 at Gainesville
1954: LSU, 20-7 Oct. 23 at Baton Rouge
1955: UF, 18-14 Oct. 15 at Gainesville
1956: UF, 21-6 Oct. 27 at Baton Rouge
1957: UF, 22-14 Oct. 26 at Gainesville
1958: LSU, 10-7 Oct. 25 at Baton Rouge
1959: LSU, 9-0 Oct. 24 at Gainesville
1960: UF, 13-10 Oct. 22 at Baton Rouge
1961: LSU, 23-0 Oct. 28 at Gainesville
1962: LSU, 23-0 Oct. 27 at Baton Rouge
1963: LSU, 14-0 Oct. 26 at Gainesville
1964: UF, 20-6 Nov. 28 at Baton Rouge
1965: UF, 14-7 Oct. 2 at Gainesville
1966: UF, 28-7 Oct. 22 at Baton Rouge
1967: LSU, 37-6 Oct. 7 at Gainesville
1971: LSU, 48-7 Oct. 9 at Baton Rouge
1972: Tie, 3-3 Nov. 25 at Gainesville
1973: LSU, 24-3 Oct. 6 at Baton Rouge
1974: UF, 24-14 Oct. 5 at Gainesville
1975: UF, 34-6 Oct. 4 at Baton Rouge
1976: UF, 28-23 Oct. 2 at Gainesville
1977: LSU, 36-14 Oct. 1 at Baton Rouge
1978: LSU, 34-21 Oct. 7 at Gainesville
1979: LSU, 20-3 Oct. 6 at Baton Rouge
1980: LSU, 24-7 Oct. 4 at Gainesville
1981: UF, 24-10 Oct. 3 at Baton Rouge
1982: LSU, 24-13 Oct. 2 at Gainesville
1983: UF, 31-17 Oct. 1 at Baton Rouge
1984: Tie, 21-21 Sept. 8 at Gainesville
1985: UF, 20-0 Oct. 5 at Baton Rouge
1986: LSU, 28-17 Oct. 4 at Gainesville
1987: LSU, 13-10 Oct. 3 at Baton Rouge
1988: UF, 19-6 Oct. 1 at Gainesville
1989: UF, 16-13 Oct. 7 at Baton Rouge
1990: UF, 34-8 Oct. 6 at Gainesville
1991: UF, 16-0 Oct. 5 at Baton Rouge
1992: UF, 28-21 Oct. 10 at Gainesville
1993: UF, 58-3 Oct. 9 at Baton Rouge
1994: UF, 42-18 Oct. 8 at Gainesville
1995: UF, 28-10 Oct. 7 at Baton Rouge
1996: UF, 56-13 Oct. 12 at Gainesville
1997: LSU, 28-21 Oct. 11 at Baton Rouge
1998: UF, 22-10 Oct. 10 at Gainesville
1999: UF, 31-10 Oct. 9 at Baton Rouge
2000: UF, 41-9 Oct. 7 at Gainesville
2001: UF, 44-15 Oct. 6 at Baton Rouge
2002: LSU, 36-7 Oct. 12 at Gainesville
2003: UF, 19-7 Oct. 11 at Baton Rouge
2004: LSU, 24-21 Oct. 9 at Gainesville

At Baton Rouge: Florida leads, 15-11

At Gainesville: Florida leads, 12-10-3

Series Notes: LSU and Florida meet for 52nd time with the Gators holding a 27-21-3 lead in the series ... LSU has won two of last three against Florida, including a 24-21 thriller last year in Gainesville ... LSU hasn't beat Florida in Tiger Stadium since 1997 when the Tigers toppled No. 1-ranked Florida, 28-21 ... LSU hasn't won back-to-back games against Florida since victories in 1986 and 1987 ... Game will also mark the first time a pair of first-year coaches will square off in the LSU-Florida series.

Auburn Series

LSU leads 20-18-1

1901: AU, 28-0 Nov. 20 at Baton Rouge
1902: LSU, 5-0 Oct. 27 at Baton Rouge
1903: AU, 12-0 Nov. 11 at Auburn
1908: LSU, 10-2 Oct. 31 at Auburn
1912: AU, 7-0 Nov. 9 at Mobile
1913: AU, 7-0 Nov. 1 at Mobile
1924: AU, 3-0 Oct. 25 at Birmingham
1926: LSU, 10-0 Oct. 16 at Montgomery
1927: LSU, 9-0 Oct. 15 at Montgomery
1934: LSU, 20-6 Oct. 13 at Baton Rouge
1935: LSU, 6-0 Nov. 2 at Baton Rouge
1936: LSU, 19-6 Nov. 14 at Birmingham
1937: LSU, 9-7 Nov. 13 at Baton Rouge
1938: AU, 28-6 Nov. 12 at Birmingham
1939: AU, 21-7 Nov. 18 at Baton Rouge
1940: LSU, 21-13 Nov. 16 at Birmingham
1941: Tie, 7-7 Nov. 15 at Baton Rouge

INTRO
THIS IS LSU
TIGERS
COACHES
REVIEW
HISTORY
LSU

1942: AU, 25-7	Nov. 14 at Birmingham
1969: LSU, 21-20	Oct. 25 at Baton Rouge
1970: LSU, 17-9	Oct. 24 at Auburn
1972: LSU, 35-7	Oct. 14 at Baton Rouge
1973: LSU, 20-6	Oct. 13 at Auburn
1980: LSU, 21-17	Oct. 11 at Baton Rouge
1981: AU, 19-7	Oct. 10 at Auburn
1988: LSU, 7-6	Oct. 8 at Baton Rouge
1989: AU, 10-6	Oct. 14 at Auburn
1992: AU, 30-28	Sept. 19 at Auburn
1993: AU, 34-10	Sept. 18 at Baton Rouge
1994: AU, 30-26	Sept. 17 at Auburn
1995: LSU, 12-6	Sept. 16 at Baton Rouge
1996: LSU, 19-15	Sept. 21 at Auburn
1997: AU, 31-28	Sept. 20 at Baton Rouge
1998: LSU, 31-19	Sept. 19 at Auburn
1999: AU, 41-7	Sept. 18 at Baton Rouge
2000: AU, 34-17	Sept. 16 at Auburn
2001: LSU, 27-14	Dec. 1 at Baton Rouge
2002: AU, 31-7	Oct. 26 at Auburn
2003: LSU, 31-7	Oct. 25 at Baton Rouge
2004: AU, 10-9	Sept. 18 at Auburn

At Baton Rouge: LSU leads, 11-5-1
At Auburn: AU leads, 8-5
At Other Sites: AU leads, 5-4

Series Notes: LSU and Auburn face each other for the 40th time with LSU holding a 20-18-1 lead in the series ... Winner of LSU-Auburn game has gone on to win the SEC Western Division in three of the last four years (exception came in 2002) ... In games between 1988 and 1997, the contest was decided by a touchdown or less seven of eight times.

Appalachian State Series

First meeting

Series Notes: Contest will mark the first meeting between LSU and Appalachian State ... The contest will mark LSU's fourth game against a I-AA foe, all of which have come since 2000 ... LSU beat Western Carolina, 58-0, to open the 2000 season, followed by a 35-10 win over The Citadel in 2002, and a 35-7 win over Western Illinois in 2003 ... LSU offensive line coach Stacy Searels spent seven seasons at Appalachian State.

Alabama Series

Alabama leads 43-20-5

1895: LSU, 12-6	Nov. 18 at Baton Rouge
1902: LSU, 11-0	Nov. 29 at Tuscaloosa
1903: UA, 18-0	Nov. 9 at Tuscaloosa
1904: UA, 11-0	Dec. 1 at Baton Rouge
1907: UA, 6-4	Nov. 23 at Mobile
1909: LSU, 12-6	Nov. 25 at Birmingham
1919: UA, 23-0	Nov. 15 at Baton Rouge
1920: UA, 21-0	Nov. 13 at Tuscaloosa
1921: Tie, 7-7	Oct. 29 at New Orleans
1922: UA, 47-3	Nov. 10 at Tuscaloosa
1923: UA, 30-3	Nov. 16 at Montgomery
1925: UA, 42-0	Oct. 10 at Baton Rouge
1926: UA, 24-0	Oct. 30 at Tuscaloosa
1927: Tie, 0-0	Oct. 8 at Birmingham
1928: UA, 13-0	Dec. 8 at Birmingham
1930: UA, 33-0	Nov. 15 at Montgomery
1944: Tie, 27-27	Sept. 30 at Baton Rouge
1945: UA, 26-7	Oct. 6 at Baton Rouge
1946: LSU, 31-21	Nov. 9 at Baton Rouge
1947: UA, 41-12	Nov. 22 at Tuscaloosa
1948: LSU, 26-6	Nov. 20 at Baton Rouge
1951: LSU, 13-7	Sept. 29 at Mobile
1952: UA, 21-20	Sept. 27 at Baton Rouge
1953: Tie, 7-7	Sept. 26 at Mobile
1954: UA, 12-0	Sept. 25 at Baton Rouge
1957: LSU, 28-0	Sept. 28 at Baton Rouge
1958: LSU, 13-3	Sept. 27 at Mobile
1964: UA, 17-9	Nov. 7 at Birmingham
1965: UA, 31-7	Nov. 6 at Baton Rouge
1966: UA, 21-0	Nov. 5 at Birmingham
1967: UA, 7-6	Nov. 11 at Baton Rouge
1968: UA, 16-7	Nov. 9 at Birmingham
1969: LSU, 20-15	Nov. 8 at Baton Rouge
1970: LSU, 14-9	Nov. 7 at Birmingham
1971: UA, 14-7	Nov. 6 at Baton Rouge
1972: UA, 35-21	Nov. 11 at Birmingham
1973: UA, 21-7	Nov. 22 at Baton Rouge
1974: UA, 30-0	Nov. 9 at Birmingham
1975: UA, 23-10	Nov. 8 at Baton Rouge
1976: UA, 28-17	Nov. 6 at Birmingham
1977: UA, 24-3	Nov. 5 at Baton Rouge
1978: UA, 31-10	Nov. 11 at Birmingham
1979: UA, 3-0	Nov. 10 at Baton Rouge
1980: UA, 28-7	Nov. 8 at Tuscaloosa
1981: UA, 24-7	Sept. 5 at Baton Rouge
1982: LSU, 20-10	Nov. 6 at Birmingham
1983: UA, 32-26	Nov. 10 at Baton Rouge
1984: LSU, 16-14	Nov. 10 at Birmingham
1985: Tie, 14-14	Nov. 9 at Baton Rouge
1986: LSU, 14-10	Nov. 8 at Birmingham
1987: UA, 22-10	Nov. 7 at Baton Rouge
1988: LSU, 19-18	Nov. 5 at Tuscaloosa
1989: UA, 32-16	Nov. 11 at Baton Rouge
1990: UA, 24-3	Nov. 10 at Tuscaloosa
1991: UA, 20-17	Nov. 9 at Baton Rouge
1992: UA, 31-11	Nov. 7 at Baton Rouge

1993: LSU, 17-13	Nov. 6 at Tuscaloosa
1994: UA, 35-17	Nov. 5 at Baton Rouge
1995: UA, 10-3	Nov. 4 at Tuscaloosa
1996: UA, 26-0	Nov. 9 at Baton Rouge
1997: LSU, 27-0	Nov. 8 at Tuscaloosa
1998: UA, 22-16	Nov. 7 at Baton Rouge
1999: UA, 23-17	Nov. 6 at Tuscaloosa
2000: LSU 30-28	Nov. 4 at Baton Rouge
2001: LSU 35-21	Nov. 3 at Tuscaloosa
2002: UA, 31-0	Nov. 16 at Baton Rouge
2003: LSU, 27-3	Nov. 15 at Tuscaloosa
2004: LSU, 26-10	Nov. 13 at Baton Rouge

At Baton Rouge: UA leads, 24-6-2
At Tuscaloosa: UA leads, 9-6
At Birmingham: UA leads, 8-5-1
At Other Sites: UA leads, 3-2-2

Series Notes: LSU and Alabama meet for the 69th time ... LSU has won four of last five against Alabama, which marks the best five-year stretch against the Crimson Tide in school history ... LSU's also won two straight and three of last four vs. Alabama in Tuscaloosa ... Since 1996, the home team in the series has won just three times (in nine games) ... LSU's 30-28 win over Alabama in Baton Rouge in 2000 was the first for the Tigers over the Crimson Tide in Tiger Stadium since 1969.

Ole Miss Series

LSU leads 52-37-4

1894: UM, 26-6	Dec. 3 at Baton Rouge
1896: LSU, 12-4	Nov. 13 at Vicksburg
1899: UM, 11-0	Nov. 3 at Meridian
1901: LSU, 46-0	Nov. 7 at Baton Rouge
1902: LSU, 6-0	Nov. 8 at New Orleans
1903: UM, 11-0	Nov. 21 at New Orleans
1904: LSU, 5-0	Nov. 5 at Baton Rouge
1906: UM, 9-0	Oct. 20 at Baton Rouge
1907: LSU, 23-0	Nov. 16 at Jackson
1909: LSU, 10-0	Oct. 9 at Baton Rouge
1912: UM, 10-7	Oct. 19 at Baton Rouge
1914: UM, 21-0	Oct. 17 at Baton Rouge
1915: LSU, 28-0	Oct. 15 at Oxford
1916: LSU, 41-0	Nov. 19 at Baton Rouge
1917: LSU, 52-7	Oct. 13 at Oxford
1919: LSU, 13-0	Oct. 18 at Baton Rouge
1921: LSU, 21-0	Nov. 12 at Baton Rouge
1926: LSU, 3-0	Nov. 13 at Baton Rouge
1927: UM, 12-7	Nov. 5 at Oxford
1928: LSU, 19-6	Nov. 10 at Baton Rouge
1929: LSU, 13-6	Nov. 16 at Baton Rouge
1930: LSU, 6-0	Nov. 8 at Baton Rouge
1931: LSU, 26-3	Nov. 14 at Jackson
1933: LSU, 31-0	Nov. 18 at Baton Rouge
1934: LSU, 14-0	Nov. 17 at Jackson
1936: LSU, 13-0	Oct. 17 at Baton Rouge
1937: LSU, 13-0	Oct. 16 at Baton Rouge
1938: UM, 20-7	Sept. 24 at Baton Rouge
1939: UM, 14-7	Sept. 30 at Baton Rouge
1940: UM, 19-6	Sept. 28 at Baton Rouge
1941: UM, 13-12	Nov. 8 at Baton Rouge
1942: LSU, 21-7	Oct. 17 at Baton Rouge
1945: LSU, 32-13	Nov. 3 at Baton Rouge
1946: LSU, 34-21	Nov. 2 at Baton Rouge
1947: UM, 20-18	Nov. 1 at Baton Rouge
1948: UM, 49-19	Oct. 30 at Baton Rouge
1949: LSU, 34-7	Oct. 29 at Baton Rouge
1950: LSU, 40-14	Nov. 4 at Baton Rouge
1951: Tie, 6-6	Nov. 3 at Baton Rouge
1952: UM, 28-0	Nov. 1 at Oxford
1953: UM, 27-16	Oct. 31 at Baton Rouge
1954: UM, 21-6	Oct. 30 at Baton Rouge
1955: UM, 29-26	Oct. 29 at Baton Rouge
1956: UM, 46-17	Nov. 3 at Baton Rouge
1957: UM, 14-12	Nov. 9 at Oxford
1958: LSU, 14-0	Nov. 1 at Baton Rouge
1959: LSU, 7-3	Oct. 31 at Baton Rouge
1960: UM, 21-0	Jan. 1 at New Orleans
1960: Tie, 6-6	Oct. 29 at Oxford
1961: LSU, 10-7	Nov. 4 at Baton Rouge
1962: UM, 15-7	Nov. 3 at Baton Rouge
1963: UM, 37-3	Nov. 2 at Baton Rouge
1964: LSU, 11-10	Oct. 31 at Baton Rouge
1965: UM, 23-0	Oct. 30 at Jackson
1966: UM, 17-0	Oct. 29 at Baton Rouge
1967: Tie, 13-13	Nov. 4 at Jackson
1968: UM, 27-24	Nov. 2 at Baton Rouge
1969: UM, 26-23	Nov. 1 at Jackson
1970: LSU, 61-17	Dec. 5 at Baton Rouge
1971: UM, 24-22	Oct. 30 at Jackson
1972: LSU, 17-16	Nov. 4 at Baton Rouge
1973: LSU, 51-14	Nov. 3 at Jackson
1974: LSU, 24-0	Nov. 2 at Baton Rouge
1975: UM, 17-13	Nov. 1 at Jackson
1976: LSU, 45-0	Oct. 30 at Baton Rouge
1977: LSU, 28-21	Oct. 29 at Jackson
1978: LSU, 30-8	Nov. 4 at Baton Rouge
1979: LSU, 28-24	Nov. 3 at Jackson
1980: LSU, 38-16	Nov. 1 at Baton Rouge
1981: Tie, 27-27	Oct. 31 at Jackson
1982: LSU, 45-8	Oct. 30 at Baton Rouge
1983: UM, 27-24	Oct. 29 at Jackson
1984: LSU, 32-29	Nov. 3 at Baton Rouge
1985: LSU, 14-0	Nov. 2 at Jackson
1986: UM, 21-19	Nov. 1 at Baton Rouge

1987: LSU, 42-13	Oct. 31 at Jackson
1988: LSU, 31-20	Oct. 29 at Baton Rouge
1989: LSU, 35-30	Nov. 4 at Oxford
1990: UM, 19-10	Nov. 3 at Baton Rouge
1991: LSU, 25-22	Nov. 2 at Jackson
1992: UM, 32-0	Oct. 31 at Jackson
1993: LSU, 19-17	Oct. 30 at Baton Rouge
1994: UM, 34-21	Oct. 29 at Oxford
1995: LSU, 38-9	Nov. 11 at Baton Rouge
1996: LSU, 39-7	Nov. 16 at Oxford
1997: UM, 36-21	Oct. 18 at Baton Rouge
1998: UM, 37-31(OT)	Oct. 31 at Oxford
1999: UM, 42-23	Oct. 3 at Baton Rouge
2000: LSU, 20-9	Nov. 11 at Oxford
2001: UM, 35-24	Oct. 27 at Baton Rouge
2002: LSU, 14-13	Nov. 23 at Baton Rouge
2003: LSU, 17-14	Nov. 22 at Oxford
2004: LSU, 27-24	Nov. 20 at Baton Rouge

At Baton Rouge: LSU leads, 35-22-1
At Oxford: LSU leads, 6-5-1
At Jackson: LSU leads, 9-6-2
At Other Sites: UM leads, 3-2-0

Series Notes: LSU and Ole Miss meet for the 94th time with the Tigers holding a 52-37-4 lead in the series that dates back to 1894 ... LSU has won three straight and four of its last five against the Rebels ... Last three games between the teams have come down to the fourth quarter resulting in a combined seven-point difference ... LSU coach Les Miles is 0-1 vs. Ole Miss.

Arkansas Series

LSU leads 31-17-2

1901: LSU, 15-0	Dec. 5 at Baton Rouge
1906: Tie, 6-6	Nov. 29 at Baton Rouge
1907: LSU, 17-12	Nov. 6 at Baton Rouge
1908: LSU, 36-4	Nov. 26 at Little Rock
1909: UA, 16-0	Nov. 13 at Memphis
1910: UA, 51-0	Nov. 24 at Little Rock
1911: UA, 11-0	Nov. 30 at Little Rock
1912: LSU, 7-6	Nov. 16 at Little Rock
1913: LSU, 12-7	Nov. 8 at Shreveport
1914: UA, 20-12	Nov. 7 at Shreveport
1915: LSU, 13-7	Nov. 5 at Shreveport
1916: LSU, 17-7	Nov. 5 at Shreveport
1917: UA, 14-0	Nov. 3 at Shreveport
1919: LSU, 20-0	Oct. 25 at Shreveport
1920: LSU, 3-0	Nov. 6 at Shreveport
1921: LSU, 10-7	Nov. 5 at Shreveport
1922: UA, 40-6	Oct. 28 at Shreveport
1923: UA, 26-13	Oct. 27 at Shreveport
1924: UA, 10-7	Nov. 1 at Shreveport
1925: UA, 12-0	Oct. 31 at Shreveport
1926: LSU, 14-0	Nov. 6 at Shreveport
1927: UA, 28-0	Oct. 29 at Shreveport
1928: UA, 7-0	Nov. 3 at Shreveport
1929: UA, 32-0	Nov. 2 at Shreveport
1930: LSU, 27-12	Nov. 1 at Shreveport
1931: LSU, 13-6	Oct. 24 at Shreveport
1932: LSU, 14-0	Oct. 22 at Shreveport
1933: LSU, 20-0	Oct. 21 at Shreveport
1934: LSU, 16-0	Oct. 20 at Shreveport
1935: LSU, 13-7	Oct. 19 at Shreveport
1936: LSU, 19-7	Oct. 24 at Shreveport
*1947: Tie, 0-0	Jan. 1 at Dallas
1953: LSU, 9-8	Nov. 21 at Little Rock
1954: LSU, 7-6	Nov. 20 at Shreveport
1955: LSU, 13-7	Nov. 19 at Little Rock
1956: LSU, 21-7	Nov. 24 at Shreveport
*1966: LSU, 14-7	Jan. 1 at Dallas
1992: UA, 30-6	Nov. 27 at Fayetteville
1993: UA, 42-24	Nov. 27 at Baton Rouge
1994: LSU, 30-12	Nov. 26 at Little Rock
1995: LSU, 28-0	Nov. 18 at Baton Rouge
1996: LSU, 17-7	Nov. 29 at Little Rock
1997: LSU, 31-21	Nov. 28 at Baton Rouge
1998: UA, 41-14	Nov. 27 at Little Rock
1999: LSU, 35-10	Nov. 26 at Baton Rouge
2000: UA, 14-3	Nov. 24 at Little Rock
2001: LSU, 41-38	Nov. 23 at Baton Rouge
2002: UA, 21-20	Nov. 29 at Little Rock
2003: LSU, 55-24	Nov. 28 at Baton Rouge
2004: LSU, 43-14	Nov. 26 at Little Rock

* - Denotes Cotton Bowl games

At Baton Rouge: LSU leads, 7-1-1
At Fayetteville: Arkansas leads 1-0
At Little Rock: LSU leads, 7-5
At Shreveport: LSU leads 16-9
At Other Sites: Series tied, 1-1-1

Series Notes: LSU and Arkansas meet for the 51st time with the Tigers holding a 31-17-2 advantage in the series ... The teams have played on the Friday after Thanksgiving every year since 1996 ... Since Arkansas joined the SEC in 1992, LSU has an 8-5 mark against the Hogs ... LSU has won two straight and three of the last four vs. the Hogs, including a 43-14 victory last year in Little Rock.