



Kevin Faulk



LaBrandon Toefield

Rushing Records

| GAME | | | | |
|----------------------|-------|-----|----------------------|--|
| RUSHING YARDS | | | | |
| PLAYER | YARDS | ATT | OPPONENT | |
| 1. Alley Broussard | 250 | 26 | Ole Miss, 11/20/2004 | |
| 2. Kevin Faulk | 246 | 21 | Houston, 9/7/1996 | |
| 3. Charles Alexander | 237 | 31 | Oregon, 10/22/1977 | |
| 4. Cecil Collins | 232 | 27 | Auburn, 9/20/1997 | |
| 5. Charles Alexander | 231 | 43 | Wyoming, 11/26/1977 | |
| 6. Terry Robiskie | 214 | 30 | Rice, 9/28/1976 | |
| 7. Harvey Williams | 213 | 28 | Kentucky, 10/20/1990 | |
| 8. Kevin Faulk | 212 | 28 | Kentucky, 11/11/1997 | |
| 9. Justin Vincent | 201 | 18 | Georgia, 12/6/2003 | |
| Kevin Faulk | 201 | 30 | Alabama, 11/7/1998 | |

| ATTEMPTS | | | | |
|----------------------|-----|-------|-----------------------------|--|
| PLAYER | ATT | YARDS | OPPONENT | |
| 1. Charles Alexander | 43 | 231 | Wyoming, 11/26/1977 | |
| 2. Charles Alexander | 41 | 199 | Tulane, 11/19/1977 | |
| 3. Charles Alexander | 40 | 156 | Florida, 10/1/1977 | |
| 4. Kevin Faulk | 36 | 138 | Arkansas, 11/29/1996 | |
| Dalton Hilliard | 36 | 183 | Florida State, 11/20/1982 | |
| 6. Rondell Mealey | 34 | 233 | Notre Dame, 12/28/1997 | |
| 7. Joseph Addai | 32 | 156 | Florida, 10/15/2005 | |
| Kevin Faulk | 32 | 177 | Mississippi St., 10/26/1996 | |
| Charles Alexander | 32 | 144 | Indiana, 9/16/1978 | |
| Art Cantrelle | 32 | 95 | Auburn, 10/24/1970 | |

| YARDS PER RUSH | | | | |
|----------------|------|--|--|--|
| (min. 10 att.) | 19.6 | Harvey Williams vs. Rice, 9/9/1987 (196 in 10 att.) | | |
| (min. 15 att.) | 11.7 | Kevin Faulk vs. Houston, 9/7/1996 (246 in 21 att.) | | |
| | 11.2 | Justin Vincent vs. Georgia, 12/6/2003 (201 in 18 att.) | | |
| (min. 30 att.) | 7.6 | Charles Alexander vs. Oregon, 10/22/1977 (237 in 31 att.) | | |
| (min. 40 att.) | 5.4 | Charles Alexander vs. Wyoming, 11/26/1977 (231 in 43 att.) | | |

| TOUCHDOWNS | | | | |
|-----------------------|-----|--|--|--|
| PLAYER | TDS | OPPONENT | | |
| 1. Kevin Faulk | 5 | Kentucky, 11/1/1997 | | |
| 2. LaBrandon Toefield | 4 | Utah State, 9/8/2001 | | |
| Rondell Mealey | 4 | New Mexico State, 9/28/1996 | | |
| Harvey Williams | 4 | Miami (Ohio), 9/15/1990 | | |
| Dalton Hilliard | 4 | Kentucky, 10/20/1984 | | |
| Charles Alexander | 4 | Oregon, 10/22/1977 | | |
| 7. several occasions | 3 | Last: Alley Broussard vs. Ole Miss, 11/20/2004 | | |

| LONGEST RUSH FOR A TOUCHDOWN | | | | |
|------------------------------|-------|------------------------------------|--|--|
| PLAYER | YARDS | OPPONENT | | |
| 1. Sal Nicolo | 94 | Rice, 10/4/1952 | | |
| Jesse Fatheree | 94 | Georgia, 11/16/1935 | | |
| 3. Cotton Milner | 90 | Auburn, 11/14/1936 | | |
| 4. Adrian Dodson | 88 | Tulane, 11/30/1940 | | |
| 5. Justin Vincent | 87 | Georgia, 12/6/2003 | | |
| 6. Jeff Burkett | 86 | Georgia Navy, 10/24/1942 | | |
| 7. Kevin Faulk | 81 | Idaho, 9/26/1998 | | |
| Ripper Rowan | 81 | Alabama, 9/30/1944 | | |
| 9. Kevin Faulk | 80 | Houston, 9/7/1996 | | |
| 10. Harvey Williams | 76 | Ole Miss, 10/31/1987 | | |
| Jimmy Barton | 76 | Southeastern Louisiana, 11/19/1949 | | |

| SEASON | | | | |
|-----------------------------|-------|-----|-----|--|
| RUSHING YARDS | | | | |
| PLAYER | YARDS | ATT | TDS | |
| 1. Charles Alexander (1977) | 1,686 | 311 | 17 | |
| 2. Kevin Faulk (1996) | 1,282 | 248 | 13 | |
| 3. Kevin Faulk (1998) | 1,279 | 229 | 12 | |
| 4. Dalton Hilliard (1984) | 1,268 | 254 | 13 | |
| 5. Charles Alexander (1978) | 1,172 | 281 | 14 | |
| 6. Kevin Faulk (1997) | 1,144 | 205 | 15 | |
| 7. Dalton Hilliard (1985) | 1,134 | 258 | 14 | |
| 8. Terry Robiskie (1976) | 1,117 | 224 | 12 | |
| 9. Justin Vincent (2003) | 1,001 | 154 | 10 | |
| Harvey Williams (1988) | 1,001 | 154 | 11 | |

| ATTEMPTS | | | | |
|------------------------------|-----|-------|--|--|
| PLAYER | ATT | YARDS | | |
| 1. Charles Alexander (1977) | 311 | 1,686 | | |
| 2. Charles Alexander (1978) | 281 | 1,172 | | |
| 3. Dalton Hilliard (1985) | 258 | 1,134 | | |
| 4. Dalton Hilliard (1984) | 254 | 1,268 | | |
| 5. Kevin Faulk (1996) | 248 | 1,282 | | |
| 6. Art Cantrelle (1970) | 247 | 892 | | |
| 7. LaBrandon Toefield (2001) | 230 | 992 | | |
| 8. Kevin Faulk (1998) | 229 | 1,279 | | |
| 9. Terry Robiskie (1976) | 224 | 1,117 | | |
| 10. Terry Robiskie (1975) | 214 | 765 | | |

| YARDS PER RUSH (min. 200 att.) | | | | |
|--------------------------------|---|--|--|--|
| 1. 5.585 | Kevin Faulk, 1998 (1,279 in 229 att.) | | | |
| 2. 5.580 | Kevin Faulk, 1997 (1,144 in 205 att.) | | | |
| 3. 5.4 | Charles Alexander, 1977 (1,686 in 311 att.) | | | |

| RUSHES PER GAME | | | | |
|-----------------|---|--|--|--|
| 1. 28.3 | Charles Alexander, 1977 (311 in 11 games) | | | |
| 2. 25.5 | Charles Alexander, 1978 (281 in 11 games) | | | |
| 3. 23.1 | Dalton Hilliard, 1985 (258 in 11 games) | | | |

| RUSHING YARDS PER GAME | | | | |
|------------------------|---|--|--|--|
| 1. 153.3 | Charles Alexander, 1977 (1,686 in 11 games) | | | |
| 2. 116.5 | Kevin Faulk, 1996 (1,282 in 11 games) | | | |
| 3. 116.3 | Kevin Faulk, 1998 (1,279 in 11 games) | | | |
| 4. 115.3 | Dalton Hilliard, 1984 (1,268 in 11 games) | | | |

| TOUCHDOWNS | | | | |
|------------------------------|-----|--|--|--|
| PLAYER | TDS | | | |
| 1. LaBrandon Toefield (2001) | 19 | | | |
| 2. Charles Alexander (1977) | 17 | | | |
| 3. Kevin Faulk (1997) | 15 | | | |
| 4. Dalton Hilliard (1985) | 14 | | | |
| Charles Alexander (1978) | 14 | | | |
| 6. Kevin Faulk (1996) | 13 | | | |
| Dalton Hilliard (1984) | 13 | | | |
| Steve Van Buren (1943) | 13 | | | |
| 9. Kevin Faulk (1998) | 12 | | | |
| Terry Robiskie (1976) | 12 | | | |
| Jimmy Taylor (1957) | 12 | | | |

| 100-YARD GAMES | | | | |
|-------------------------------|-------|--|--|--|
| PLAYER | GAMES | | | |
| 1. Kevin Faulk (1996) | 7 | | | |
| Charles Alexander (1977) | 7 | | | |
| Steve Van Buren (1943) | 7 | | | |
| 4. Kevin Faulk (1997) | 6 | | | |
| Dalton Hilliard (1984) | 6 | | | |
| Charles Alexander (1978) | 6 | | | |
| 7. Joseph Addai (2005) | 5 | | | |
| Justin Vincent (2003) | 5 | | | |
| Kevin Faulk (1998) | 5 | | | |
| Dalton Hilliard (1985) | 5 | | | |
| Dalton Hilliard (1982) | 5 | | | |
| 12. LaBrandon Toefield (2001) | 4 | | | |
| Kevin Faulk (1995) | 4 | | | |
| Jermaine Sharp (1994) | 4 | | | |
| Harvey Williams (1980) | 4 | | | |
| Dalton Hilliard (1983) | 4 | | | |
| Terry Robiskie (1976) | 4 | | | |

| CAREER | | | | |
|---------------------------------|-------|-----|-----|--|
| RUSHING YARDS | | | | |
| PLAYER | YARDS | ATT | TDS | |
| 1. Kevin Faulk (1995-98) | 4,557 | 856 | 46 | |
| 2. Dalton Hilliard (1982-85) | 4,050 | 882 | 44 | |
| 3. Charles Alexander (1975-78) | 4,035 | 855 | 42 | |
| 4. Harvey Williams (1986-90) | 2,860 | 588 | 27 | |
| 5. Joseph Addai (2001-05) | 2,577 | 490 | 18 | |
| 6. Terry Robiskie (1973-76) | 2,517 | 578 | 29 | |
| 7. LaBrandon Toefield (2000-02) | 2,291 | 511 | 26 | |
| 8. Rondell Mealey (1996-99) | 2,238 | 453 | 29 | |
| 9. Garry James (1982-85) | 2,217 | 491 | 27 | |
| 10. Brad Davis (1972-74) | 2,165 | 456 | 15 | |

| ATTEMPTS | | | | |
|---------------------------------|-----|-------|--|--|
| PLAYER | ATT | YARDS | | |
| 1. Dalton Hilliard (1982-85) | 882 | 4,050 | | |
| 2. Kevin Faulk (1995-98) | 856 | 4,557 | | |
| 3. Charles Alexander (1975-78) | 855 | 4,035 | | |
| 4. Harvey Williams (1986-90) | 588 | 2,904 | | |
| 5. Terry Robiskie (1973-76) | 578 | 2,517 | | |
| 6. LaBrandon Toefield (2000-02) | 511 | 2,291 | | |
| 7. Garry James (1982-85) | 491 | 2,217 | | |
| 8. Joseph Addai (2001-05) | 490 | 2,577 | | |
| 9. Brad Davis (1972-74) | 456 | 2,165 | | |
| 10. Domanick Davis (1999-2002) | 455 | 2,056 | | |

| YARDS PER RUSH (min. 400 att.) | | | | |
|--------------------------------|--|--|--|--|
| 1. 5.32 | Kevin Faulk, 1995-98 (4,557 in 856 att.) | | | |
| 2. 5.26 | Joseph Addai, 2001-05 (2,577 in 490 att.) | | | |
| 3. 4.94 | Rondell Mealey, 1996-99 (2,238 in 453 att.) | | | |
| 4. 4.86 | Harvey Williams, 1986-90 (2,860 in 588 att.) | | | |
| 5. 4.72 | Charles Alexander, 1975-78 (4,035 in 855 att.) | | | |

| RUSHING YARDS PER GAME | | | | |
|------------------------|---|--|--|--|
| 1. 111.2 | Kevin Faulk, 1995-98 (4,557 in 41 games) | | | |
| 2. 92.0 | Dalton Hilliard, 1982-85 (4,050 in 44 games) | | | |
| 3. 91.7 | Charles Alexander, 1975-78 (4,035 in 44 games) | | | |
| 4. 73.9 | LaBrandon Toefield, 2000-01 (2,291 in 31 games) | | | |
| 5. 72.6 | Harvey Williams, 1986-90 (2,904 in 40 games) | | | |
| 6. 68.5 | Art Cantrelle, 1969-71 (1,644 in 24 games) | | | |

| RUSHES PER GAME | | | | |
|-----------------|---|--|--|--|
| 1. 20.9 | Kevin Faulk, 1995-98 (856 in 41 games) | | | |
| 2. 20.0 | Dalton Hilliard, 1982-85 (882 in 44 games) | | | |
| 3. 19.4 | Charles Alexander, 1975-78 (855 in 44 games) | | | |
| 4. 16.54 | Art Cantrelle, 1969-71 (397 in 24 games) | | | |
| 5. 16.48 | LaBrandon Toefield, 2000-02 (511 in 31 games) | | | |

| TOUCHDOWNS | | | | |
|---------------------------------|-----|--|--|--|
| PLAYER | TDS | | | |
| 1. Kevin Faulk (1995-98) | 46 | | | |
| 2. Dalton Hilliard (1982-85) | 44 | | | |
| 3. Charles Alexander (1975-78) | 40 | | | |
| 4. Terry Robiskie (1973-76) | 31 | | | |
| 5. Rondell Mealey (1996-99) | 29 | | | |
| 6. Harvey Williams (1986-90) | 27 | | | |
| 7. Garry James (1982-85) | 27 | | | |
| 8. LaBrandon Toefield (2000-02) | 26 | | | |
| 9. Billy Cannon (1957-59) | 24 | | | |
| 10. Herb Tyler (1995-98) | 23 | | | |

| 100-YARD GAMES | | | | |
|---------------------------------|-------|--|--|--|
| PLAYER | GAMES | | | |
| 1. Kevin Faulk (1995-98) | 22 | | | |
| 2. Dalton Hilliard (1982-85) | 20 | | | |
| 3. Charles Alexander (1975-78) | 16 | | | |
| 4. Harvey Williams (1986-90) | 8 | | | |
| 5. LaBrandon Toefield (2000-02) | 7 | | | |
| Rondell Mealey (1996-99) | 7 | | | |
| Steve Van Buren (1941-43) | 7 | | | |
| 8. Justin Vincent (2003-05) | 6 | | | |
| Joseph Addai (2001-05) | 6 | | | |
| 10. Domanick Davis (1999-2002) | 5 | | | |
| Terry Robiskie (1973-76) | 5 | | | |
| Don Schwab (1963-65) | 5 | | | |

Passing Records

INTRO

THIS IS LSU

TIGERS

COACHES

REVIEW

HISTORY

LSU

Passing Records

GAME

YARDS

| PLAYER | YARDS | OPPONENT |
|---------------------|----------------|-------------------------------|
| 1. Rohan Davey | 528 (35 of 44) | Alabama, 11/3/2001 |
| 2. Tommy Hodson | 438 (31 of 49) | Tennessee, 10/28/1989 |
| 3. Jesse Daigle | 394 (25 of 44) | Mississippi State, 11/16/1991 |
| 4. Rohan Davey | 383 (27 of 38) | Kentucky, 10/13/2001 |
| 5. Tommy Hodson | 381 (18 of 30) | Ole Miss, 11/4/1989 |
| 6. Jeff Wickersham | 368 (33 of 51) | Mississippi State, 11/12/1983 |
| 7. Rohan Davey | 359 (19 of 33) | Arkansas, 11/23/2001 |
| 8. Rohan Davey | 356 (21 of 43) | Tennessee, 9/21/2001 |
| 9. Jamie Howard | 356 (15 of 23) | Rice, 9/23/1995 |
| 10. Jeff Wickersham | 344 (22 of 37) | Alabama, 11/5/1983 |

COMPLETIONS

| PLAYER | COMP | OPPONENT |
|--------------------|--------------|-------------------------------|
| 1. Rohan Davey | 35 (44 att.) | Alabama, 11/3/2001 |
| 2. Jeff Wickersham | 33 (51 att.) | Mississippi State, 11/12/1983 |
| 3. Tommy Hodson | 31 (49 att.) | Tennessee, 10/28/1989 |
| 4. Jeff Wickersham | 31 (42 att.) | Notre Dame, 11/23/1985 |
| 5. Josh Booty | 29 (58 att.) | Auburn, 9/18/1999 |
| 6. Jeff Wickersham | 29 (42 att.) | Florida, 9/8/1984 |
| 7. Chad Loup | 28 (43 att.) | Arkansas, 11/27/1993 |
| 8. Rohan Davey | 27 (38 att.) | Kentucky, 10/13/2001 |
| 9. Rohan Davey | 26 (37 att.) | Middle Tenn., 11/10/2001 |
| 10. Jesse Daigle | 25 (44 att.) | Mississippi State, 11/16/1991 |
| Alan Risher | 25 (34 att.) | Mississippi State, 11/13/1982 |

ATTEMPTS

| PLAYER | ATT | OPPONENT |
|--------------------|---------------|-------------------------------|
| 1. Josh Booty | 58 (29 comp.) | Auburn, 9/18/1999 |
| 2. Jeff Wickersham | 51 (33 comp.) | Mississippi State, 11/12/1983 |
| 3. Tommy Hodson | 49 (31 comp.) | Tennessee, 10/28/1989 |
| 4. Marcus Randall | 45 (19 comp.) | Texas, 11/1/2003 |
| 5. Josh Booty | 45 (19 comp.) | Georgia, 10/2/1999 |
| 6. Jamie Howard | 45 (17 comp.) | Florida, 10/7/1995 |
| 7. Tommy Hodson | 45 (25 comp.) | Ohio State, 9/26/1987 |
| 8. Rohan Davey | 44 (35 comp.) | Alabama, 11/3/2001 |
| 9. Jesse Daigle | 44 (23 comp.) | Alabama, 11/16/1991 |
| 10. Rohan Davey | 43 (21 comp.) | Tennessee, 9/29/2001 |
| Jamie Howard | 43 (23 comp.) | Southern Miss, 11/12/1994 |
| Chad Loup | 43 (28 comp.) | Arkansas, 11/27/1993 |

COMPLETION PERCENTAGE

| | | |
|----------------|------|--|
| (min. 5 att.) | 1000 | Fred Haynes vs. Baylor, 1968 (9-of-9) |
| (min. 10 att.) | 1000 | Matt Flynn vs. North Texas, 10/29/2005 (7-of-7) |
| (min. 10 att.) | 917 | Nelson Stokley vs. Miss. State, 11/18/1967 (11-of-12) |
| (min. 20 att.) | 900 | JaMarcus Russell vs. Mississippi State, 9/30/2006 (18-of-20) |
| | 900 | Matt Mauck vs. Louisiana Tech, 11/1/2003 (18-of-20) |
| | 875 | JaMarcus Russell vs. Mississippi State, 10/1/2005 (21-of-24) |
| | 808 | Alan Risher at Ole Miss, 10/31/1981 (21-of-26) |

PASS YARDS GAINED PER PLAY (MIN. 20 PLAYS)

| | |
|---------|---|
| 1. 16.5 | JaMarcus Russell vs. Mississippi State, 9/30/2006 (330 yards on 20 plays) |
| 2. 15.4 | Jamie Howard vs. Rice, 9/23/1995 (356 yards on 23 plays) |
| 3. 11.4 | Rohan Davey vs. Alabama, 11/3/2001 (540 yards on 47 plays) |
| 4. 11.7 | Kevin Faulk vs. Houston, 9/7/1996 (246 yards on 21 plays) |
| 5. 10.9 | Bert Jones vs. Auburn, 10/14/1972 (240 yards on 22 plays) |

CONSECUTIVE COMPLETIONS

| | |
|-------|---|
| 1. 14 | JaMarcus Russell vs. Mississippi State, 9/30/2006 Matt Mauck vs. Louisiana Tech, 11/1/2003 (first 14 attempts) Chad Loup vs. Arkansas, 11/27/1993 (first 14 attempts) |
| 3. 12 | Tommy Hodson at Tennessee, 9/17/1989 Jeff Wickersham at Tulane, 11/30/1985 Alan Risher vs. Rice, 9/26/1991 |
| 6. 11 | Rohan Davey vs. Western Carolina, 9/2/2000 |

CONSECUTIVE PASSES WITHOUT AN INTERCEPTION

| | |
|-------|---|
| 1. 49 | Tommy Hodson vs. Tennessee, 10/28/1989 |
| 2. 44 | Jesse Daigle vs. Mississippi State, 11/16/1991 |
| 3. 43 | Rohan Davey vs. Tennessee, 9/29/2001 |
| 4. 40 | Tommy Hodson at Ohio State, 9/24/1988 |
| 5. 39 | Marcus Randall vs. Texas, 1/1/2003 Tommy Hodson at Ole Miss, 11/1/1986 |

TOUCHDOWNS

| PLAYER | TDS | OPPONENT |
|-----------------|-----|---|
| 1. Matt Mauck | 4 | Western Illinois, 9/13/2003 |
| Matt Mauck | 4 | Louisiana Tech, 11/1/2003 |
| Matt Mauck | 4 | Arkansas, 11/28/2003 |
| Rohan Davey | 4 | Tennessee, 9/30/2000 |
| Josh Booty | 4 | Alabama, 11/4/2000 |
| Herb Tyler | 4 | Akron, 9/27/1997 |
| Jamie Howard | 4 | Rice, 9/23/1995 |
| Tommy Hodson | 4 | Ohio, 10/28/1989 |
| Tommy Hodson | 4 | Tennessee, 9/24/1989 |
| Steve Ensminger | 4 | Rice, 9/24/1977 |
| 11. 39 times | 3 | Last: JaMarcus Russell vs. Notre Dame, 1/3/2007 |

LONGEST PASS

| PLAYER | YARDS | OPPONENT |
|-------------------------------------|-------|----------------------------|
| 1. Steve Ensminger to Carlos Carson | 82 | Georgia, 10/14/1978* |
| 2. Jamie Howard to Brett Bech | 81 | Ole Miss, 10/29/1994 |
| 3. Josh Booty to Reggie Robinson | 80 | W. Carolina, 9/21/2000* |
| Tommy Hodson to Sammy Martin | 80 | Rice, 9/19/1987* |
| Jeff Wickersham to Eric Martin | 80 | Alabama, 11/5/1983* |
| Norm Stevens to Al Doggett | 80 | Kentucky, 10/11/1952* |
| Y.A. Tittle to Dan Sandifer | 80 | Georgia Tech, 10/19/1946* |
| 8. Chad Loup to Todd Kinchen | 79 | Texas A&M, 9/29/1990* |
| 9. Jamie Howard to Brett Bech | 76 | Auburn, 9/17/1994* |
| Alan Risher to Orlando McDaniel | 76 | Florida State, 10/24/1981* |

* -Denotes Touchdown

SEASON

YARDS

| PLAYER | YARDS ATT | COMP | PCT | TDS | GAMES | |
|----------------------------|-----------|------|-----|------|-------|----|
| 1. Rohan Davey (2001) | 3,347 | 367 | 217 | 59.1 | 18 | 12 |
| 2. JaMarcus Russell (2006) | 3,129 | 343 | 232 | 67.8 | 28 | 13 |
| 3. Matt Mauck (2003) | 2,825 | 358 | 229 | 64.0 | 28 | 14 |
| 4. Tommy Hodson (1989) | 2,655 | 317 | 183 | 57.7 | 22 | 11 |
| 5. Jeff Wickersham (1983) | 2,542 | 337 | 193 | 57.3 | 7 | 11 |
| 6. JaMarcus Russell (2005) | 2,443 | 311 | 188 | 60.5 | 15 | 12 |
| 7. Tommy Hodson (1986) | 2,261 | 288 | 175 | 60.8 | 19 | 11 |
| 8. Jeff Wickersham (1984) | 2,165 | 312 | 178 | 57.1 | 12 | 11 |
| 9. Jeff Wickersham (1985) | 2,145 | 346 | 209 | 60.4 | 5 | 11 |
| 10. Tommy Hodson (1987) | 2,125 | 265 | 162 | 61.1 | 15 | 11 |

COMPLETIONS

| PLAYER | COMP. | ATT | PCT | TDS | YARDS | GAMES |
|----------------------------|-------|-----|------|-----|-------|-------|
| 1. JaMarcus Russell | 232 | 342 | 67.8 | 28 | 3,129 | 13 |
| 2. Matt Mauck (2003) | 229 | 358 | 64.0 | 28 | 2,825 | 14 |
| 3. Rohan Davey (2001) | 217 | 367 | 59.1 | 18 | 3,347 | 12 |
| 4. Jeff Wickersham (1985) | 209 | 346 | 60.4 | 5 | 2,145 | 11 |
| 5. Jeff Wickersham (1983) | 193 | 337 | 57.3 | 7 | 2,542 | 11 |
| 6. JaMarcus Russell (2005) | 188 | 311 | 60.5 | 15 | 2,443 | 12 |
| 7. Tommy Hodson (1989) | 183 | 317 | 57.7 | 22 | 2,655 | 11 |
| 8. Jeff Wickersham (1984) | 178 | 312 | 57.1 | 12 | 2,165 | 11 |
| 9. Tommy Hodson (1986) | 175 | 288 | 60.8 | 19 | 2,261 | 11 |
| 10. Josh Booty (1999) | 162 | 333 | 48.6 | 7 | 1,830 | 10 |
| Tommy Hodson (1987) | 162 | 265 | 61.1 | 15 | 2,125 | 11 |

ATTEMPTS

| PLAYER | ATT | COMP | PCT | TDS | YDS | GAMES |
|----------------------------|-----|------|------|-----|-------|-------|
| 1. Rohan Davey (2001) | 367 | 217 | 59.1 | 18 | 3,347 | 12 |
| 2. Matt Mauck (2003) | 358 | 229 | 64.0 | 28 | 2,825 | 14 |
| 3. Jeff Wickersham (1985) | 346 | 209 | 60.4 | 5 | 2,145 | 11 |
| 4. JaMarcus Russell (2006) | 342 | 232 | 67.8 | 28 | 3,129 | 13 |
| 5. Jeff Wickersham (1983) | 337 | 193 | 57.3 | 7 | 2,542 | 11 |
| 6. Josh Booty (1999) | 333 | 162 | 48.6 | 7 | 1,830 | 10 |
| 7. Tommy Hodson (1989) | 317 | 183 | 57.7 | 22 | 2,655 | 11 |
| 8. Jeff Wickersham (1984) | 312 | 178 | 57.1 | 12 | 2,165 | 11 |
| 9. JaMarcus Russell (2005) | 311 | 188 | 60.5 | 15 | 2,443 | 12 |
| 10. Tommy Hodson (1988) | 293 | 154 | 52.6 | 13 | 2,074 | 11 |

COMPLETION PERCENTAGE (min. 50 att.)

| PLAYER | PCT | ATT | COMP | TDS | YDS | GAMES |
|----------------------------|------|-----|------|-----|-------|-------|
| 1. JaMarcus Russell (2006) | 67.8 | 342 | 232 | 28 | 3,129 | 13 |
| 2. Herb Tyler (1995) | 65.2 | 69 | 45 | 5 | 589 | 4 |
| 3. Rohan Davey (2000) | 64.4 | 59 | 38 | 7 | 577 | 4 |
| 4. Matt Mauck (2003) | 64.0 | 358 | 229 | 28 | 2,825 | 14 |
| 5. Nelson Stokley (1966) | 64.0 | 50 | 32 | 3 | 468 | 10 |
| 6. Alan Risher (1982) | 63.7 | 234 | 149 | 17 | 1,834 | 11 |
| 7. Marcus Randall (2004) | 63.0 | 162 | 102 | 9 | 1,269 | 12 |
| 8. Alan Risher (1981) | 63.0 | 238 | 150 | 5 | 1,780 | 11 |
| 9. Herb Tyler (1998) | 61.2 | 250 | 153 | 18 | 2,018 | 10 |
| 10. Tommy Hodson (1987) | 61.1 | 265 | 162 | 15 | 2,125 | 11 |

TOUCHDOWNS

| PLAYER | TDS | ATT | COMP | PCT | YDS | GAMES |
|----------------------------|-----|-----|------|------|-------|-------|
| 1. JaMarcus Russell (2006) | 28 | 342 | 232 | 67.8 | 3,129 | 13 |
| 2. Matt Mauck (2003) | 28 | 358 | 229 | 64.0 | 2,825 | 14 |
| 3. Tommy Hodson (1989) | 22 | 317 | 183 | 57.7 | 2,655 | 11 |
| 4. Tommy Hodson (1986) | 19 | 288 | 175 | 60.8 | 2,261 | 11 |
| 5. Rohan Davey (2001) | 18 | 367 | 217 | 59.1 | 3,347 | 12 |
| 6. Herb Tyler (1998) | 18 | 250 | 153 | 61.2 | 2,018 | 10 |
| 7. Josh Booty (2000) | 17 | 290 | 145 | 50.0 | 2,121 | 10 |
| 8. Alan Risher (1982) | 17 | 234 | 149 | 63.7 | 1,834 | 11 |
| 9. JaMarcus Russell (2005) | 15 | 311 | 188 | 60.5 | 2,443 | 12 |
| Tommy Hodson (1987) | 15 | 265 | 162 | 61.1 | 2,125 | 11 |

YARDS PER GAME

| | |
|-----------|--|
| 1. 279.2 | Rohan Davey, 2001 (3,351 in 12 games) |
| 2. 240.7 | JaMarcus Russell, 2006 (3,129 in 13 games) |
| 3. 236.7 | Tommy Hodson, 1989 (2,804 in 11 games) |
| 4. 221.5 | Jeff Wickersham, 1983 (2,436 in 11 games) |
| 5. 220.0 | Herb Tyler, 1998 (2,200 in 10 games) |
| 6. 212.2 | Josh Booty, 2000 (2,121 in 10 games) |
| 7. 208.7 | Matt Mauck, 2003 (2,922 in 14 games) |
| 8. 203.6 | JaMarcus Russell, 2005 (2,443 in 12 games) |
| 9. 201.8 | Tommy Hodson, 1986 (2,219 in 11 games) |
| 10. 200.0 | Jamie Howard, 1995 (1,400 in 7 games) |

CAREER

YARDS

| PLAYER | YDS | COMP | ATT | PCT | TDS |
|-------------------------------|-------|------|-------|------|-----|
| 1. Tommy Hodson (1986-89) | 9,115 | 674 | 1,163 | 58.0 | 69 |
| 2. Jeff Wickersham (1982-85) | 6,921 | 587 | 1,005 | 58.4 | 25 |
| 3. JaMarcus Russell (2004-06) | 6,625 | 493 | 797 | 61.9 | 52 |
| 4. Jamie Howard (1992-95) | 6,158 | 459 | 934 | 49.1 | 34 |
| 5. Herb Tyler (1995-98) | 5,876 | 434 | 715 | 60.7 | 40 |
| 6. Alan Risher (1980-82) | 4,585 | 381 | 615 | 62.0 | 31 |
| 7. Rohan Davey (1998-2001) | 4,415 | 478 | 286 | 59.8 | 29 |
| 8. Josh Booty (1999-2000) | 3,951 | 307 | 623 | 49.3 | 24 |
| 9. Matt Mauck (2001-03) | 3,831 | 310 | 529 | 58.6 | 37 |
| 10. Bert Jones (1970-72) | 3,225 | 220 | 418 | 52.6 | 28 |

COMPLETIONS

| PLAYER | COMP | ATT | PCT | TDS | YDS |
|-------------------------------|------|-------|------|-----|-------|
| 1. Tommy Hodson (1986-89) | 674 | 1,163 | 58.0 | 69 | 9,115 |
| 2. Jeff Wickersham (1982-85) | 587 | 1,005 | 58.4 | 25 | 6,921 |
| 3. JaMarcus Russell (2004-06) | 493 | 797 | 61.9 | 52 | 6,625 |
| 4. Jamie Howard (1992-95) | 459 | 934 | 49.1 | 34 | 6,158 |
| 5. Herb Tyler (1995-98) | 434 | 715 | 60.7 | 40 | 5,876 |
| 6. Alan Risher (1980-82) | 381 | 615 | 62.0 | 31 | 4,585 |
| 7. Matt Mauck (2001-03) | 310 | 529 | 58.6 | 37 | 3,831 |
| 8. Josh Booty (1999-2000) | 307 | 623 | 49.3 | 24 | 3,951 |
| 9. Rohan Davey (1998-2001) | 286 | 478 | 59.8 | 29 | 4,415 |
| 10. Chad Loup (1990-93) | 267 | 468 | 57.1 | 15 | 3,167 |

ATTEMPTS

| PLAYER | ATT | COMP | PCT | TDS | YDS |
|-------------------------------|-------|------|------|-----|-------|
| 1. Tommy Hodson (1986-89) | 1,163 | 674 | 58.0 | 69 | 9,115 |
| 2. Jeff Wickersham (1982-85) | 1,005 | 587 | 58.4 | 25 | 6,921 |
| 3. Jamie Howard (1992-95) | 934 | 459 | 49.1 | 34 | 6,158 |
| 4. JaMarcus Russell (2004-06) | 797 | 493 | 61.9 | 52 | 6,625 |
| 5. Herb Tyler (1995-98) | 715 | 434 | 60.7 | 40 | 5,876 |
| 6. Josh Booty (1999-2000) | 623 | 307 | 49.3 | 24 | 3,951 |
| 7. Alan Risher (1980-82) | 615 | 381 | 62.0 | 31 | 4,585 |
| 8. Matt Mauck (2001-03) | 529 | 310 | 58.6 | 37 | 3,831 |
| 9. Rohan Davey (1998-2001) | 478 | 286 | 59.8 | 29 | 4,415 |
| 10. Chad Loup (1990-93) | 468 | 267 | 57.1 | 15 | 3,167 |

COMPLETION PERCENTAGE (min. 400 att.)

| PLAYER | PCT | ATT | COMP | TDS | YARDS |
|-------------------------------|------|-----|------|-----|-------|
| 1. Alan Risher (1980-82) | 62.0 | 615 | 381 | 31 | 4,585 |
| 2. JaMarcus Russell (2004-06) | 61.9 | 797 | 493 | 52 | 6,625 |
| 3. Herb Tyler (1995-98) | 6 | | | | |



Josh Reed



Wendell Davis

Receiving Records

-----GAME-----

| RECEPTIONS | | | |
|--------------------|-----|-------|-------------------------|
| PLAYER | REC | YARDS | OPPONENT |
| 1. Josh Reed | 19* | 293 | Alabama, 11/3/2001 |
| Wendell Davis | 14 | 208 | Ole Miss, 11/1/1986 |
| 3. Jerel Myers | 13 | 153 | Auburn, 9/18/1999 |
| 4. Michael Clayton | 12 | 130 | Alabama, 11/15/2003 |
| 5. Wendell Davis | 11 | 123 | Georgia, 10/10/1987 |
| Charles Alexander | 11 | 94 | Kentucky, 10/21/1978 |
| Tommy Morel | 11 | 152 | Miss. State, 11/18/1967 |
| 8. Josh Reed | 10 | 146 | Miss. State, 10/20/2001 |
| Josh Reed | 10 | 186 | Auburn, 12/1/2001 |
| Josh Reed | 10 | 113 | Miss. State, 10/21/2000 |
| Reggie Robinson | 10 | 103 | Miss. State, 10/21/2000 |
| Larry Foster | 10 | 111 | Auburn, 9/19/1998 |
| Abram Booty | 10 | 116 | Arkansas, 11/28/1997 |
| Alvin Lee | 10 | 128 | Tennessee, 9/17/1988 |
| Andy Hamilton | 10 | 165 | Baylor, 10/3/1970 |
| Tommy Morel | 10 | 103 | Tulane, 11/23/1968 |

* -SEC Record

| YARDS | | | |
|--------------------|-------|-----|----------------------------|
| PLAYER | YARDS | REC | OPPONENT |
| 1. Josh Reed | 293* | 19 | Alabama, 11/3/2001 |
| 2. Todd Kinchen | 248 | 9 | Miss. State, 11/16/1991 |
| 3. Eric Martin | 209 | 8 | Alabama, 11/5/1983 |
| 4. Wendell Davis | 208 | 14 | Ole Miss, 11/1/1986 |
| 5. Sheddric Wilson | 201 | 9 | Rice, 9/23/1995 |
| Carlos Carson | 201 | 5 | Rice, 9/24/1977 |
| 7. Eddie Kennison | 195 | 6 | Utah State, 10/2/1993 |
| 8. Josh Reed | 186 | 10 | Auburn, 12/1/2001 |
| 9. Wendell Davis | 184 | 9 | North Carolina, 10/25/1986 |
| 10. Josh Reed | 183 | 7 | Arkansas, 11/23/2001 |

* -SEC Record

| YARDS PER RECEPTION (min. 5 catches) | | |
|--------------------------------------|--|--|
| 1. 40.2 | Devery Henderson at Kentucky, 11/9/2002 (5-for-201) | |
| 40.2 | Carlos Carson vs. Rice, 9/24/1977 (5-for-201) | |
| 3. 32.5 | Eddie Kennison vs. Utah State, 10/2/1993 (6-for-195) | |
| 4. 27.6 | Todd Kinchen vs. Mississippi State, 11/16/1991 (9-for-248) | |
| 5. 27.4 | Josh Reed vs. Western Carolina, 9/2/2000 (5-for-137) | |
| 27.4 | Larry Foster vs. Kentucky, 10/17/1998 (5-for-137) | |

| TOUCHDOWNS | | |
|------------------|-----|-------------------------------|
| PLAYER | TDS | OPPONENT |
| 1. Carlos Carson | 5 | Rice, 9/24/1977 |
| 2. Tony Moss | 4 | Ohio University, 9/30/1989 |
| 3. Dwayne Bowe | 3 | Kentucky, 10/14/2006 |
| Devery Henderson | 3 | Kentucky, 11/9/2002 |
| Josh Reed | 3 | Tennessee, 9/30/2000 |
| Sheddric Wilson | 3 | Rice, 9/23/1995 |
| Wendell Davis | 3 | Ole Miss, 10/31/1987 |
| Wendell Davis | 3 | South Carolina, 12/31/1987 |
| Wendell Davis | 3 | Tulane, 11/29/1986 |
| Gerald Keigley | 3 | Auburn, 10/14/1972 |
| Andy Hamilton | 3 | Notre Dame, 11/20/1971 |
| Tommy Morel | 3 | Mississippi State, 11/18/1967 |

-----SEASON-----

| RECEPTIONS | | |
|----------------------------|-----------|------------|
| PLAYER | REC | YARDS |
| 1. Josh Reed (2001) | 94 | 1,740 |
| 2. Wendell Davis (1986) | 80 | 1,244 |
| 3. Michael Clayton (2003) | 78 | 1,079 |
| 4. Wendell Davis (1987) | 72 | 993 |
| 5. Josh Reed (2000) | 65 | 1,127 |
| Dwayne Bowe (2006) | 65 | 990 |
| 7. Jerel Myers (1999) | 64 | 854 |
| 8. Sheddric Wilson (1995) | 60 | 845 |
| 9. Tony Moss (1989) | 59 | 934 |
| Early Doucet (2006) | 59 | 772 |

| YARDS | | |
|---------------------------|--------|-----|
| PLAYER | YARDS | REC |
| 1. Josh Reed (2001) | 1,740* | 94 |
| 2. Wendell Davis (1986) | 1,244 | 80 |
| 3. Josh Reed (2000) | 1,127 | 65 |
| 4. Michael Clayton (2003) | 1,079 | 78 |
| 5. Eric Martin (1983) | 1,064 | 52 |
| 6. Wendell Davis (1987) | 993 | 72 |
| 7. Dwayne Bowe (2006) | 990 | 65 |
| 8. Tony Moss (1988) | 957 | 55 |
| 9. Tony Moss (1989) | 934 | 59 |
| 10. Andy Hamilton (1970) | 870 | 39 |

* -SEC Record

| YARDS PER RECEPTION | | |
|---------------------|------|-------------------------------------|
| (min. 25 catches) | 22.3 | Andy Hamilton, 1970 (39 for 870) |
| (min. 50 catches) | 20.5 | Eric Martin, 1983 (52 for 1,064) |
| | 18.5 | Josh Reed, 2001 (94 for 1,740) |
| | 17.3 | Josh Reed, 2000 (65 for 1,127) |
| | 16.2 | Devery Henderson, 2003 (53 for 861) |
| | 16.1 | Todd Kinchen, 1991 (53 for 855) |
| | 15.8 | Tony Moss, 1989 (59 for 934) |
| (min. 75 catches) | 18.5 | Josh Reed, 2001 (94 for 1,740) |
| | 15.6 | Wendell Davis, 1986 (80 for 1,244) |

| YARDS PER GAME | | |
|----------------|---|--|
| 1. 145.0* | Josh Reed, 2001 (1,740 in 12 games) | |
| 2. 113.1 | Wendell Davis, 1986 (1,244 in 11 games) | |
| 3. 102.5 | Josh Reed, 2000 (1,127 in 11 games) | |
| 4. 97.0 | Eric Martin, 1983 (1,064 in 11 games) | |

* -SEC Record

| TOUCHDOWNS | | |
|----------------------------|-----|--|
| PLAYER | TDS | |
| 1. Dwayne Bowe (2006) | 12 | |
| 2. Devery Henderson (2003) | 11 | |
| Wendell Davis (1986) | 11 | |
| 4. Michael Clayton (2003) | 10 | |
| Josh Reed (2000) | 10 | |
| Carlos Carson (1977) | 10 | |
| 7. Dwayne Bowe (2005) | 9 | |
| Eddie Fuller (1989) | 9 | |
| Tony Moss (1989) | 9 | |
| Andy Hamilton (1971) | 9 | |

CONSECUTIVE GAMES WITH A RECEIVING TOUCHDOWN

| | |
|---------------------------|---|
| 1. Dwayne Bowe (2005) | 7 |
| 2. Michael Clayton (2003) | 6 |

| 100-YARD GAMES | |
|---------------------------|-------|
| NAME | GAMES |
| 1. Josh Reed (2001) | 11 |
| 2. Josh Reed (2000) | 6 |
| Wendell Davis (1987) | 6 |
| Wendell Davis (1986) | 6 |
| 5. Tony Moss (1988) | 5 |
| Andy Hamilton (1971) | 5 |
| 7. Michael Clayton (2003) | 4 |
| Todd Kinchen (1990) | 4 |
| Tony Moss (1989) | 4 |
| Eric Martin (1983) | 4 |
| Eric Martin (1982) | 4 |
| Andy Hamilton (1970) | 4 |
| Tommy Morel (1968) | 4 |

| RECEPTIONS BY A RUNNING BACK | |
|-------------------------------|-----------|
| 1. Gary James (1985) | 50 |
| 2. Eddie Fuller (1989) | 38 |
| 3. Jacob Hester (2006) | 35 |
| 4. Dalton Hilliard (1985) | 34 |
| 5. Eddie Fuller (1988) | 32 |

-----CAREER-----

| RECEPTIONS | | |
|-----------------------------------|------------|--------------|
| PLAYER | REC | YARDS |
| 1. Wendell Davis (1984-87) | 183 | 2,708 |
| 2. Michael Clayton (2001-03) | 182 | 2,582 |
| 3. Josh Reed (1999-2001) | 167 | 3,001 |
| 4. Dwayne Bowe (2003-06) | 154 | 2,403 |
| 5. Eric Martin (1981-84) | 152 | 2,625 |
| 6. Jerel Myers (1999-2002) | 149 | 1,843 |
| 7. Craig Davis (2003-06) | 141 | 2,107 |
| 8. Tony Moss (1986-89) | 132 | 2,196 |
| 9. Larry Foster (1996-99) | 125 | 1,747 |
| 10. Gary James (1982-85) | 122 | 994 |
| ... | | |
| Early Doucet (2004-active) | 103 | 1,521 |

| RECEPTIONS BY A RUNNING BACK | | |
|-----------------------------------|-----------|--|
| 1. Gary James (1982-85) | 122 | |
| 2. Dalton Hilliard (1982-85) | 100 | |
| 3. Sammy Martin (1984-87) | 76 | |
| 4. Eddie Fuller (1986-89) | 75 | |
| 5. Joseph Addai (2001-05) | 66 | |
| 6. Harvey Williams (1986-90) | 64 | |
| ... | | |
| Jacob Hester (2004-active) | 48 | |

| YARDS | | |
|-----------------------------------|--------------|------------|
| PLAYER | YARDS | REC |
| 1. Josh Reed (1999-2001) | 3,001 | 167 rec. |
| 2. Wendell Davis (1984-87) | 2,708 | 183 rec. |
| 3. Eric Martin (1981-84) | 2,625 | 152 rec. |
| 4. Michael Clayton (2001-03) | 2,582 | 182 rec. |
| 5. Dwayne Bowe (2003-06) | 2,403 | 154 rec. |
| 6. Tony Moss (1986-89) | 2,196 | 132 rec. |
| 7. Craig Davis (2003-06) | 2,107 | 141 rec. |
| 8. Andy Hamilton (1969-71) | 1,995 | 100 rec. |
| 9. Todd Kinchen (1988-91) | 1,911 | 112 rec. |
| 10. Jerel Myers (1999-2002) | 1,843 | 149 |
| ... | | |
| Early Doucet (2004-active) | 1,521 | 103 |

TOUCHDOWNS

| PLAYER | TDS |
|--------------------------------------|-----------|
| 1. Dwayne Bowe (2003-06) | 26 |
| 2. Michael Clayton (2001-03) | 21 |
| 3. Devery Henderson (2000-03) | 19 |
| Wendell Davis (1984-87) | 19 |
| 5. Andy Hamilton (1969-71) | 18 |
| 6. Josh Reed (1999-2001) | 17 |
| Ken Kavanaugh, Sr. (1937-39) | 17 |
| 8. Tony Moss (1986-89) | 16 |
| 9. Early Doucet (2004-active) | 15 |
| Eddie Fuller (1986-89) | 15 |

| 100-YARD GAMES | |
|------------------------------|-------|
| NAME | GAMES |
| 1. Josh Reed (1999-2001) | 18 |
| 2. Wendell Davis (1984-87) | 13 |
| 3. Eric Martin (1981-84) | 10 |
| 4. Tony Moss (1986-89) | 9 |
| Andy Hamilton (1969-71) | 9 |
| 6. Todd Kinchen (1989-91) | 8 |
| 7. Michael Clayton (2001-03) | 7 |
| 8. Abram Booty (1997-99) | 5 |
| Tommy Morel (1966-68) | 5 |
| 10. Dwayne Bowe (2003-06) | 4 |
| Devery Henderson (2000-03) | 4 |
| Jerel Myers (1999-2002) | 4 |
| Eddie Kennison (1993-95) | 4 |
| Brett Bech (1992-94) | 4 |
| Carlos Carson (1977-79) | 4 |

QUARTERBACK-RECEIVER TD COMBINATIONS

| | |
|----------------------------------|----|
| 1. JaMarcus Russell-Dwayne Bowe | 23 |
| 1. Tommy Hodson-Wendell Davis | 21 |
| 2. Tommy Hodson-Tony Moss | 14 |
| Matt Mauck-Devery Henderson | 14 |
| 4. Tommy Hodson-Eddie Fuller | 13 |
| Rohan Davesy-Josh Reed | 13 |
| 6. JaMarcus Russell-Early Doucet | 12 |

All-Purpose/Total Offense Records

INTRO

THIS IS LSU

TIGERS

COACHES


REVIEW

HISTORY

LSU



Rohan Davey



Tommy Hodson

Total Offense

| GAME | |
|-------|---|
| PLAYS | |
| 1. 61 | Josh Booty vs. Auburn, 1999 (3 rush, 58 pass) |
| 2. 56 | Marcus Randall vs. Texas, 2003 (11 rush, 45 pass) |
| 3. 55 | Tommy Hodson vs. Tennessee, 1989 (6 rush, 49 pass) |
| 4. 53 | Herb Tyler at Ole Miss, 1998 (14 rush, 39 pass) |
| | Jeff Wickersham vs. Miss. State, 1983 (2 rush, 51 pass) |
| 6. 51 | Chad Loup vs. Arkansas, 1993 (8 rush, 43 pass) |
| | Jesse Daigle vs. Miss. State, 1991 (7 rush, 44 pass) |
| 8. 50 | Jamie Howard vs. Southern Miss, 1994 (7 rush, 43 pass) |
| | Chad Loup at Florida, 1990 (8 rush, 42 pass) |

| TOTAL YARDS | | | | |
|---------------------|------|------|-------|-------------------|
| PLAYER | RUSH | PASS | TOTAL | OPPONENT |
| 1. Rohan Davey | 12 | 528 | 540* | Alabama, 2001 |
| 2. Tommy Hodson | -5 | 438 | 433 | Tennessee, 1989 |
| 3. Jesse Daigle | 6 | 394 | 400 | Miss. State, 1991 |
| 4. Tommy Hodson | -1 | 381 | 380 | Ole Miss, 1989 |
| 5. Jeff Wickersham | -2 | 368 | 366 | Miss. State, 1983 |
| 6. Rohan Davey | -21 | 383 | 362 | Kentucky, 2001 |
| 7. Jamie Howard | 0 | 356 | 356 | Rice, 1995 |
| 8. Rohan Davey | -6 | 359 | 353 | Arkansas, 2001 |
| 9. JaMarcus Russell | 21 | 332 | 348 | Notre Dame, 2006 |
| 10. Jamie Howard | 8 | 339 | 347 | Florida, 1992 |

* - SEC Record

| SEASON | | | |
|--------|--|--|--|
| PLAYS | | | |
| 1. 437 | Matt Mauck, 2003 (79 rush, 358 pass) | | |
| 2. 414 | Jeff Wickersham, 1985 (68 rush, 346 pass) | | |
| 3. 405 | Rohan Davey, 2001 (38 rush, 367 pass) | | |
| 4. 395 | Jeff Wickersham, 1983 (58 rush, 337 pass) | | |
| 5. 394 | JaMarcus Russell, 2006 (52 rush, 342 pass) | | |
| 6. 373 | Tommy Hodson, 1989 (56 rush, 317 pass) | | |
| 7. 372 | JaMarcus Russell, 2005 (61 rush, 311 pass) | | |
| 8. 360 | Josh Booty, 1999 (27 rush, 333 pass) | | |
| 9. 355 | Alan Risher, 1981 (117 rush, 238 pass) | | |

| TOTAL YARDS | | | |
|----------------------------|------|-------|-------|
| PLAYER (YEAR) | RUSH | PASS | TOTAL |
| 1. Rohan Davey (2001) | 4 | 3,347 | 3,351 |
| 2. JaMarcus Russell (2006) | 142 | 3,129 | 3,271 |
| 3. Matt Mauck (2003) | 97 | 2,825 | 2,922 |
| 4. Tommy Hodson (1989) | -51 | 2,655 | 2,604 |
| 5. Jeff Wickersham (1983) | -106 | 2,542 | 2,436 |
| 6. JaMarcus Russell (2005) | -22 | 2,443 | 2,421 |
| 7. Tommy Hodson (1986) | -42 | 2,261 | 2,219 |
| 8. Herb Tyler (1998) | 182 | 2,018 | 2,200 |
| 9. Josh Booty (2000) | 0 | 2,121 | 2,121 |
| 10. Tommy Hodson (1987) | -22 | 2,125 | 2,103 |

| CAREER | | | |
|----------|---|--|--|
| PLAYS | | | |
| 1. 1,307 | Tommy Hodson, 1986-89 (144 rush, 1,163 pass) | | |
| 2. 1,181 | Jeff Wickersham, 1982-85 (176 rush, 1,005 pass) | | |
| 3. 1,063 | Jamie Howard, 1992-95 (129 rush, 934 pass) | | |
| 4. 1,006 | Herb Tyler, 1995-98 (291 rush, 715 pass) | | |
| 5. 992 | Alan Risher, 1980-82 (377 rush, 615 pass) | | |

| TOTAL YARDS | | | |
|------------------------------------|-------|-------|-------|
| PLAYER, POSITION (YEARS) | RUSH | PASS | TOTAL |
| 1. Tommy Hodson, QB (1986-89) | -177 | 9,115 | 8,938 |
| 2. Jeff Wickersham, QB (1982-85) | -216 | 6,921 | 6,705 |
| 3. JaMarcus Russell, QB (2004-06) | 79 | 6,625 | 6,704 |
| 4. Herb Tyler, QB (1995-98) | 778 | 5,876 | 6,654 |
| 5. Jamie Howard, QB (1992-95) | -598 | 6,158 | 5,560 |
| 6. Alan Risher, QB (1980-82) | 542 | 4,585 | 5,127 |
| 7. Rohan Davey, QB (1998-2001) | 77 | 4,415 | 4,492 |
| 8. Matt Mauck, QB (2001-03) | 345 | 3,831 | 4,176 |
| 9. Charles Alexander, TB (1975-78) | 4,035 | 17 | 4,052 |
| 10. Dalton Hilliard, RB (1982-85) | 4,040 | 0 | 4,050 |

All-Purpose Records

| GAME | | | | | | |
|---------------------|------|-----|-----|-----|-------|--------------------|
| TOTAL YARDS | | | | | | |
| PLAYER | RUSH | REC | PR | KOR | TOTAL | OPPONENT |
| 1. Kevin Faulk | 246 | 8 | 106 | 16 | 376 | Houston, 1996 |
| 2. Josh Reed | 0 | 293 | 5 | 40 | 338 | Alabama, 2001 |
| 3. Cecil Collins | 232 | 11 | 0 | 57 | 300 | Auburn, 1997 |
| 4. Devery Henderson | 10 | 201 | 0 | 87 | 298 | Kentucky, 2002 |
| 5. Domanick Davis | 122 | 0 | 128 | 36 | 286 | Miss. St., 2002 |
| 6. Kevin Faulk | 212 | 43 | 0 | 17 | 272 | Kentucky, 1997 |
| 7. Kevin Faulk | 234 | 4 | 0 | 33 | 271 | Michigan St., 1995 |
| 8. Domanick Davis | 99 | 15 | 89 | 63 | 266 | Ole Miss, 2001 |
| Kevin Faulk | 180 | 12 | 74 | 0 | 266 | Ark. St., 1998 |
| 10. Kevin Faulk | 178 | 50 | 3 | 37 | 265 | Idaho, 1998 |
| Kevin Faulk | 138 | 24 | 48 | 55 | 265 | Kentucky, 1996 |

| SEASON | | | | | |
|-----------------------------|-------|-------|-----|-----|-------|
| TOTAL YARDS | | | | | |
| PLAYER | RUSH | REC | PR | KOR | TOTAL |
| 1. Domanick Davis (2002) | 31 | 130 | 499 | 560 | 2,120 |
| 2. Kevin Faulk (1998) | 1,279 | 287 | 265 | 278 | 2,109 |
| 3. Kevin Faulk (1996) | 1,282 | 134 | 375 | 313 | 2,104 |
| 4. Josh Reed (2001) | 7 | 1,740 | 5 | 108 | 1,860 |
| 5. Charles Alexander (1977) | 1,686 | 80 | 0 | 0 | 1,766 |
| 6. Kevin Faulk (1997) | 1,144 | 93 | 192 | 217 | 1,646 |
| 7. Dalton Hilliard (1984) | 1,268 | 204 | 0 | 143 | 1,472 |
| 8. Eddie Kennison (1995) | 86 | 739 | 253 | 371 | 1,449 |
| 9. Dalton Hilliard (1985) | 1,134 | 313 | 0 | 0 | 1,447 |
| 10. Domanick Davis (2000) | 45 | 120 | 298 | 572 | 1,435 |
| Charles Alexander (1978) | 1,172 | 263 | 0 | 0 | 1,435 |

| CAREER | | | | | | |
|--------------------------------|-------|-------|-------|-------|--------|--|
| TOTAL YARDS | | | | | | |
| PLAYER | RUSH | REC | PR | KOR | TOTAL | |
| 1. Kevin Faulk (1995-98) | 4,557 | 600 | 844 | 844 | 6,833* | |
| 2. Domanick Davis (1999-2002) | 2,056 | 393 | 1,126 | 2,168 | 5,743 | |
| 3. Dalton Hilliard (1982-85) | 4,050 | 1,133 | 0 | 143 | 5,326 | |
| 4. Charles Alexander (1975-78) | 4,035 | 431 | 0 | 47 | 4,513 | |
| 5. Harvey Williams (1986-90) | 2,860 | 674 | 0 | 532 | 4,066 | |
| 6. Eric Martin (1981-84) | 357 | 2,625 | 0 | 851 | 3,833 | |
| 7. Eddie Kennison (1993-95) | 140 | 1,554 | 947 | 1,178 | 3,819 | |
| 8. Garry James (1982-85) | 2,225 | 1,003 | 1 | 569 | 3,798 | |
| 9. Billy Cannon (1957-59) | 1,867 | 522 | 349 | 616 | 3,354 | |
| 10. Sammy Martin (1984-87) | 1,359 | 873 | 0 | 1,066 | 3,298 | |

* - SEC Record

Scoring/Kick and Punt Return Records

Scoring Records

| GAME | | |
|--------------------|------------------------------|--------------------------|
| PLAYER | POINTS | OPPONENT (DATE) |
| 1. Kevin Faulk | 30 (5 rush TDs) | Kentucky (11/1/1997) |
| Carlos Carson | 30 (5 rec. TDs) | Rice (9/24/1977) |
| 3. Harvey Williams | 26 (4 rush TDs, 2-Pt. Conv.) | Miami (Ohio) (9/15/1990) |
| Wendell Harris | 26 (3 rush TDs, FG, 2 PAT) | Tulane (11/24/1961) |
| 5. Nine players | 24 | |

POINTS BY KICKING

| | |
|-------|---|
| 1. 17 | David Brownध्ये at Mississippi State (11/15/1986) (4 FG, 5 PAT) |
| 2. 15 | John Corbello vs. Miami (Ohio) (9/14/2002) (4 FG, 3 PAT) David Brownध्ये at Ohio State (9/24/1988) (4 FG, 3 PAT) |
| 4. 14 | Andre' Lafleur at Auburn (9/17/1994) (4 FG, 2 PAT) David Brownध्ये at Georgia (10/10/1987) (4 FG, 2 PAT) |

LONGEST SCORING PLAYS

| | |
|--------|---|
| 1. 100 | Eddie Kennison, punt return vs. Mississippi State (9/10/1994) |
| 100 | Greg Jackson, interception return at Mississippi State (11/12/1988) |
| 100 | Eric Martin, kickoff return vs. Kentucky (10/17/1981) |
| 100 | Sammy Grezaffi, kickoff return at Tennessee (10/28/1967) |
| 100 | Ken Kavanaugh, fumble return vs. Rice (10/9/1937) |
| 100 | White Graves, interception return at Kentucky (10/17/1964) |

Punt Return Records

| GAME | | | |
|--------------|---|--|--|
| PUNT RETURNS | | | |
| 1. 7 | Eddie Kennison vs. Kentucky (10/15/1994) | | |
| 7 | Norman Jefferson vs. Miami (Ohio) (9/20/1986) | | |
| 7 | Norman Jefferson at Ole Miss (10/29/1983) | | |
| 7 | Sammy Grezaffi at Ole Miss (11/4/1967) | | |
| 7 | Young Bussey at Tulane (12/2/1939) | | |

PUNT RETURN YARDS

| NAME | RET | YARDS | OPPONENT |
|---------------------|-----|-------|--------------------------------|
| 1. Norman Jefferson | 7 | 169 | Ole Miss (10/29/1983) |
| 2. Joe Labruzzo | 3 | 145 | Rice (9/25/1965) |
| 3. Eddie Kennison | 3 | 141 | Mississippi State (9/10/1994) |
| Tommy Casanova | 3 | 141 | Ole Miss (12/5/1970) |
| 5. Domanick Davis | 4 | 128 | Mississippi State (9/28/2002) |
| 6. Craig Burns | 3 | 127 | Mississippi State (11/14/1970) |
| 7. Kenny Konz | 3 | 125 | Tulane (11/26/1949) |
| 8. Skyler Green | 4 | 123 | Florida (10/11/2003) |
| 9. Sammy Grezaffi | 4 | 122 | Tulane (11/20/1965) |
| 10. Domanick Davis | 5 | 116 | Miami (Ohio) (9/14/2002) |

LONGEST PUNT RETURNS

| PLAYER | YARDS | OPPONENT (YEAR) |
|--------------------|-------|--------------------------------|
| 1. Eddie Kennison | 100* | Mississippi State (9/10/1994) |
| 2. Craig Burns | 90 | Mississippi State (11/14/1970) |
| 3. Billy Cannon | 89 | Ole Miss (10/31/1959) |
| 4. Pinky Rohm | 86 | Loyola (10/30/1937) |
| 5. Norman Hodgins | 84 | Rice (10/2/1971) |
| 6. Joe Labruzzo | 83 | Texas A&M (9/21/1963) |
| 7. Joe Labruzzo | 82 | Rice (9/25/1965) |
| 8. Steve Van Buren | 81 | Georgia (9/25/1943) |
| 9. Skyler Green | 80 | Florida (10/11/2003) |
| Sammy Grezaffi | 80 | Kentucky (10/15/1966) |

* - NCAA Record

Kickoff Return Records

| GAME | | |
|-----------------|--|--|
| KICKOFF RETURNS | | |
| 1. 6 | Eddie Kennison at Texas A&M (9/2/1995) | |
| 2. 5 | Domanick Davis vs. Alabama (11/16/2002) | |
| 5 | Domanick Davis vs. Arkansas (11/23/2001) | |
| 5 | Robert Dow vs. Vanderbilt (10/9/1976) | |

KICKOFF RETURN YARDS

| NAME | RET | YARDS | OPPONENT |
|--------------------|-----|-------|---------------------------|
| 1. Eddie Kennison | 6 | 155 | Texas A&M (9/2/1995) |
| 2. Eric Martin | 2 | 145 | Kentucky (10/17/1981) |
| 3. Hokie Gajan | 3 | 137 | Wyoming (12/2/1978) |
| 4. J.W. Brodnax | 3 | 133 | Florida (10/26/1957) |
| 5. Billy Cannon | 2 | 123 | Texas Tech (10/5/1957) |
| 6. Rondell Mealey | 3 | 121 | Arkansas (11/27/1998) |
| Sammy Grezaffi | 2 | 121 | Tennessee (10/28/1967) |
| 8. Eric Martin | 3 | 119 | Tennessee (10/9/1982) |
| 9. Eddie Kennison | 2 | 116 | Michigan St. (12/29/1995) |
| 10. Domanick Davis | 5 | 107 | Alabama (11/16/2002) |

LONGEST KICKOFF RETURNS

| PLAYER | YARDS | OPPONENT (YEAR) |
|---------------------|-------|---------------------------|
| 1. Eric Martin | 100* | Kentucky (10/17/1981) |
| Sammy Grezaffi | 100* | Tennessee (10/28/1967) |
| 3. Howard Gajan | 99 | Wyoming (12/2/1978) |
| J.W. Brodnax | 99 | Florida (10/26/1957) |
| 5. Jerry Stovall | 98 | Georgia Tech (10/6/1962) |
| 6. Billy Cannon | 97 | Texas Tech (10/5/1957) |
| 7. Joe May | 95 | Kentucky (9/17/1955) |
| 8. Pinky Rohm | 93 | La. Normal (11/20/1937) |
| 9. Trindon Holliday | 92 | Arkansas (11/24/2006) |
| Eddie Kennison | 92 | Michigan St. (12/29/1995) |
| Robert Dow | 92 | Utah (11/30/1974) |

* - NCAA Record

| SEASON | | |
|---------------------------------|---|--|
| PLAYER | POINTS | |
| 1. LaBrandon Toefield, TB, 2001 | 114 (19 Rush TD) | |
| 2. Charles Alexander, TB, 1977 | 104 (17 Rush TD, 12-point con.) | |
| 3. Kevin Faulk, TB, 1998 | 102 (11 Rush TD, 3 Rec. TD, 2 TD Return) | |
| 4. Steve Van Buren, HB, 1943 | 98 (13 Rush TD, 1 TD Return, 14 PAT) | |
| 5. Dalton Hilliard, RB, 1982 | 96 (11 Rush TD, 5 Rec. TD) | |
| 6. Charles Alexander, TB, 1978 | 96 (16 Rush TD) | |
| 7. Wendell Harris, HB, 1961 | 94 (6 Rush TD, 2 Rec. TD, 6 FG, 26 PAT, 2-point con.) | |
| 8. Kevin Faulk, TB, 1997 | 90 (9 Rush TD) | |
| 9. Jimmy Taylor, FB, 1957 | 86 (12 Rush TD, 14 PAT) | |
| 10. John Corbello, PK, 2002 | 85 (17 FG, 34 PAT) | |

POINTS BY KICKING

| | |
|-------|--|
| 1. 85 | John Corbello, 2002 (17 FG, 34 PAT) |
| 2. 83 | David Brownध्ये, 1987 (14 FG, 41 PAT) |
| 3. 77 | Juan Betanzos, 1982 (10 FG, 47 PAT) David Brownध्ये, 1988 (19 FG, 20 PAT) |

| SEASON | | | |
|--------------|----------------------------------|--|--|
| PUNT RETURNS | | | |
| 1. 41 | Sammy Grezaffi, 1967 (369 yards) | | |
| 2. 37 | Young Bussey, 1937 (465 yards) | | |
| 3. 36 | Domanick Davis, 2002 (499 yards) | | |
| 36 | Eddie Kennison, 1994 (438 yards) | | |
| 36 | Todd Kinchen, 1991 (339 yards) | | |

PUNT RETURN YARDS (since 1937)

| PLAYER | ATT | YARDS | TDS |
|--------------------------|-----|-------|-----|
| 1. Pinky Rohm (1937) | 35 | 539 | 3 |
| 2. Domanick Davis (2002) | 36 | 499 | 1 |
| 3. Young Bussey (1937) | 37 | 465 | 0 |
| 4. Skyler Green (2003) | 25 | 462 | 2 |
| 5. Eddie Kennison (1994) | 36 | 438 | 1 |
| 6. Kevin Faulk (1996) | 24 | 375 | 1 |
| 7. Sammy Grezaffi (1967) | 41 | 369 | 0 |
| 8. Skyler Green (2005) | 27 | 359 | 1 |
| 9. Todd Kinchen (1991) | 36 | 339 | 2 |
| Craig Burns (1970) | 21 | 339 | 2 |

| CAREER | | |
|--------------------------|---------|---|
| PLAYER | YEAR | POINTS |
| 1. Kevin Faulk, TB | 1995-98 | 318 (46 Rush TD, 4 Rec. TD, 3 Return TD) |
| 2. Dalton Hilliard, RB | 1982-85 | 302 (44 Rush TD, 6 Rec. TD, 2-point con.) |
| 3. David Brownध्ये, PK | 1986-89 | 292 (61 FG, 109 PAT) |
| 4. John Corbello, PK | 1999-02 | 279 (50 FG, 129 PAT) |
| 5. Charles Alexander, TB | 1975-78 | 254 (40 Rush TD, 2 Rec. TD, 2-point con.) |
| 6. Rondell Mealey, TB | 1996-99 | 198 (29 Rush TD, 4 Rec. TD) |
| Juan Betanzos, PK | 1982-84 | 198 (36 FG, 90 PAT) |
| 8. Andre' Lafleur, PK | 1993-95 | 189 (37 FG, 78 PAT) |
| 9. Mike Conway, K | 1975-78 | 187 (33 FG, 88 PAT) |
| 10. Garry James, TB | 1982-85 | 180 (27 Rush TD, 3 Rec. TD) |

POINTS BY KICKING

| | |
|--------|---|
| 1. 292 | David Brownध्ये, 1986-89 (61 FG, 109 PAT) |
| 2. 279 | John Corbello, 1999-2002 (33 FG, 90 PAT) |
| 3. 198 | Juan Betanzos, 1982-84 (36 FG, 90 PAT) |
| 4. 187 | Mike Conway, 1975-78 (33 FG, 88 PAT) |

| CAREER | | | |
|--------------|---|--|--|
| PUNT RETURNS | | | |
| 1. 94 | Domanick Davis, 1999-2002 (1,126 yards) | | |
| 2. 79 | Sammy Grezaffi, 1965-67 (905 yards) | | |
| 3. 77 | Skyler Green, 2002-05 (1,064 yards) | | |

PUNT RETURN YARDS (since 1963)

| PLAYER | ATT | YARDS | TDS |
|-------------------------------|-----|-------|-----|
| 1. Domanick Davis (1999-2002) | 94 | 1,126 | 2 |
| 2. Skyler Green (2002-05) | 77 | 1,064 | 4 |
| 3. Eddie Kennison (1993-95) | 75 | 947 | 1 |
| 4. Sammy Grezaffi (1965-67) | 79 | 905 | 2 |
| 5. Kevin Faulk (1995-98) | 61 | 832 | 2 |
| 6. Joe Labruzzo (1963-65) | 48 | 687 | 2 |
| 7. Norman Jefferson (1983-86) | 78 | 597 | 1 |
| 8. Craig Burns (1968-70) | 42 | 570 | 2 |
| 9. Tommy Casanova (1968-70) | 44 | 517 | 3 |
| 10. Todd Kinchen (1989-91) | 57 | 475 | 2 |

| SEASON | | | |
|-----------------|----------------------------------|--|--|
| KICKOFF RETURNS | | | |
| 1. 25 | Domanick Davis, 1999 (618 yards) | | |
| 2. 24 | Domanick Davis, 2002 (560 yards) | | |
| 24 | Domanick Davis, 2000 (572 yards) | | |
| 4. 23 | Robert Dow, 1975 (598 yards) | | |

KICKOFF RETURN YARDS (since 1937)

| PLAYER | ATT | YARDS | TDS |
|--------------------------|-----|-------|-----|
| 1. Domanick Davis (1999) | 25 | 618 | 0 |
| 2. Robert Dow (1975) | 23 | 598 | 0 |
| 3. Domanick Davis (2000) | 24 | 572 | 0 |
| 4. Domanick Davis (2002) | 24 | 560 | 0 |
| 5. David Butler (1992) | 21 | 531 | 0 |
| 6. Eric Martin (1981) | 18 | 526 | 1 |
| 7. Robert Dow (1976) | 20 | 499 | 1 |
| 8. Sammy Martin (1987) | 17 | 459 | 0 |
| 9. Domanick Davis (2001) | 22 | 418 | 0 |
| 10. Hokie Gajan (1978) | 16 | 412 | 1 |

| CAREER | | | |
|-------------------------------|-----|-------|-----|
| KICKOFF RETURNS | | | |
| PLAYER | ATT | YARDS | TDS |
| 1. Domanick Davis (1999-2002) | 95 | 2,168 | 0 |
| 2. Robert Dow (1973-76) | 70 | 1,780 | 1 |
| 3. Eddie Kennison (1993-95) | 51 | 1,178 | 0 |
| 4. Sammy Martin (1984-87) | 43 | 1,066 | 0 |
| 5. Sammy Grezaffi (1965-67) | 30 | 899 | 1 |
| 6. Hokie Gajan (1977-80) | 38 | 890 | 1 |
| 7. David Butler (1992-96) | 35 | 863 | 0 |
| 8. Eric Martin (1981-84) | 32 | 851 | 1 |
| 9. Kevin Faulk (1995-98) | 34 | 844 | 1 |
| 10. Skyler Green (2002-05) | 38 | 792 | 0 |

Field Goals/PATs/Punting Records

INTRO

THIS IS LSU

TIGERS

COACHES

REVIEW

HISTORY

LSU

Kicking Records

FIELD GOALS MADE

- 4 Mike Conway at Kentucky (1978)
- 4 David Brownlyke vs. Ole Miss (11/1/1986)
- 4 David Brownlyke at Mississippi State (11/15/1986)
- 4 David Brownlyke at Georgia (10/10/1987)
- 4 David Brownlyke at Ohio State (9/24/1988)
- 4 Andre Lafleur at Auburn (9/17/1994)
- 4 John Corbello vs. Miami (Ohio) (9/14/2002)

POINTS AFTER TOUCHDOWN MADE

- 10 Bobby Moreau vs. Rice (9/24/1977)
- 9 Wade Richey vs. New Mexico State (9/28/1996)
- 8 **Colt David vs. North Texas (10/29/2005)**
- 8 Mark Lumpkin vs. Ole Miss (12/5/1970)
- 8 Mike Conway vs. Oregon (10/22/1977)
- 8 David Brownlyke vs. Cal State-Fullerton (9/12/1987)

LONGEST FIELD GOAL MADE

| PLAYER | YARDS | OPPONENT (YEAR) |
|----------------------|-------|--------------------------------|
| 1. Wade Richey | 54 | Kentucky (10/19/1996) |
| Ron Lewis | 54 | North Carolina (9/14/1985) |
| 3. Chris Jackson | 53 | Arkansas (11/26/2004) |
| 4. David Brownlyke | 52 | Ole Miss (11/1/1986) |
| Juan Roca | 52 | Florida (10/6/1973) |
| 6. Chris Jackson | 51 | Ole Miss (11/20/2004) |
| Andre Lafleur | 51 | Mississippi State (9/9/1995) |
| Pedro Suarez | 51 | Ole Miss (11/3/1990) |
| Pedro Suarez | 51 | Ole Miss (11/3/1990) |
| Juan Carlos Betanzos | 51 | Rice (9/25/1982) |
| 11. Chris Jackson | 50 | Miami (12/30/2005) |
| David Brownlyke | 50 | Mississippi State (11/18/1989) |
| Juan Roca | 50 | Florida (10/6/1973) |

LONGEST PUNT

| PLAYER | YARDS | OPPONENT (YEAR) |
|--------------------|-------|-----------------------------|
| 1. Donnie Jones | 86 | Kentucky (11/9/2002) |
| 2. Matt DeFrank | 71 | Notre Dame (11/22/1986) |
| 3. Donnie Jones | 69 | UAB (9/23/2000) |
| 4. Donnie Jones | 68 | Kentucky (10/13/2001) |
| 5. Donnie Jones | 67 | Auburn (10/25/2003) |
| Matt DeFrank | 67 | Kentucky (10/17/1987) |
| James Parker | 67 | South Carolina (10/23/1982) |
| 8. Chad Kessler | 66 | Vanderbilt (10/4/1997) |
| Mitch Worley | 66 | Miami (10/1/1966) |
| 10. Scott Holstein | 65 | Texas A&M (9/4/1993) |
| Rusty Jackson | 65 | Texas A&M (9/21/1974) |
| Gerald Brown | 65 | Tulane (11/20/1965) |
| Danny Neumann | 65 | Rice (9/28/1963) |

FIELD GOALS MADE

| PLAYER | MADE | ATT |
|--------------------------|------|-----|
| 1. David Brownlyke(1988) | 19 | 23 |
| 2. John Corbello (2002) | 17 | 24 |
| 3. Pedro Suarez (1990) | 15 | 17 |
| 4. John Corbello (2001) | 14 | 23 |
| Andre Lafleur (1993) | 14 | 17 |
| David Brownlyke(1989) | 14 | 14 |
| David Brownlyke(1987) | 14 | 20 |
| David Brownlyke(1986) | 14 | 18 |
| Juan Betanzos (1983) | 14 | 18 |
| Mike Conway (1978) | 14 | 15 |

FIELD GOALS ATTEMPTED

| PLAYER | ATT | MADE |
|---------------------------|-----|------|
| 1. John Corbello (2002) | 24 | 17 |
| 2. John Corbello (2001) | 23 | 14 |
| David Brownlyke (1988) | 23 | 19 |
| 4. Doug Moreau (1964) | 21 | 13 |
| 5. David Brownlyke (1987) | 20 | 14 |
| Juan Betanzos (1984) | 20 | 12 |
| 8. Chris Jackson (2005) | 19 | 10 |
| Andre Lafleur (1995) | 19 | 13 |
| Pedro Suarez (1991) | 19 | 13 |

FIELD GOAL PCT. (min. 5 attempts)

| PLAYER | PCT | FG |
|---------------------------|-------|----------|
| 1. David Brownlyke (1989) | 1.000 | 14 of 14 |
| 2. Mike Conway (1978) | .933 | 14 of 15 |
| 3. Pedro Suarez (1990) | .882 | 15 of 17 |
| 4. David Johnston (1981) | .833 | 10 of 12 |
| 5. David Brownlyke(1988) | .826 | 19 of 23 |
| 6. Andre Lafleur (1993) | .824 | 14 of 17 |
| 7. Mike Conway (1975) | .800 | 4 of 5 |
| 8. David Brownlyke(1986) | .778 | 14 of 18 |
| Juan Betanzos (1983) | .778 | 14 of 18 |
| 10. John Corbello (1999) | .750 | 9 of 12 |

POINTS AFTER TOUCHDOWN

| PLAYER | PATS |
|-----------------------------|------|
| 1. Colt David (2006) | 50 |
| 2. Juan Betanzos (1982) | 48 |
| 3. Colt David (2005) | 45 |
| 4. Wade Richey (1996) | 42 |
| 5. John Corbello (2001) | 41 |
| David Brownlyke (1987) | 41 |
| 7. Jay Michaelson (1971) | 39 |
| 8. Mark Lumpkin (1969) | 38 |
| 9. Ryan Gaudet (2003) | 36 |
| 10. John Corbello (2002) | 34 |
| Andre Lafleur (1995) | 34 |

CONSECUTIVE POINTS AFTER TOUCHDOWN MADE

- 43 Juan Betanzos (1982)
- 42 **Colt David (2006)**
- 41 David Brownlyke (1987)
- 35 Colt David (2005)
- 34 John Corbello (2002)
- 34 Andre Lafleur (1995)
- 27 Ronnie Lewis (1985)
- 27 Andre Lafleur (1994)

PUNTS

| PLAYER | PUNTS | AVG |
|--------------------------|-------|------|
| 1. Al Doggett (1952) | 81 | 38.9 |
| 2. Jim Barton (1951) | 75 | 36.0 |
| 3. Steve Jackson (1975) | 73 | 40.0 |
| 4. James Wagner (1981) | 67 | 40.0 |
| 5. David Johnston (1980) | 66 | 39.0 |
| 6. Donnie Jones (2003) | 65 | 42.4 |
| 7. Donnie Jones (2002) | 64 | 44.0 |
| Wayne Dickinson (1970) | 64 | 37.5 |
| Jerry Stovall (1960) | 64 | 42.1 |
| 10. Eddie Ray (1969) | 63 | 41.0 |

PUNTING YARDAGE

| PLAYER | YARDS | NO |
|---------------------------|-------|----|
| 1. AL Doggett (1952) | 3,147 | 81 |
| 2. Steve Jackson (1975) | 2,936 | 73 |
| 3. Donnie Jones (2002) | 2,813 | 64 |
| 4. Donnie Jones (2003) | 2,757 | 65 |
| 5. Jerry Stovall (1960) | 2,696 | 64 |
| Jim Barton (1951) | 2,696 | 75 |
| 7. James Wagner (1981) | 2,682 | 67 |
| 8. Donnie Jones (2001) | 2,618 | 60 |
| Eddie Ray (1969) | 2,581 | 63 |
| 10. David Johnston (1980) | 2,574 | 66 |

PUNTING AVERAGE

| PLAYER | AVG | NO |
|--------------------------|-------|----|
| 1. Chad Kessler (1997) | 50.28 | 39 |
| 2. Chad Kessler (1995) | 44.09 | 47 |
| 3. Rene Bourgeois (1989) | 43.97 | 39 |
| 4. Donnie Jones (2002) | 43.95 | 64 |
| 5. Corey Gibbs (1998) | 43.71 | 28 |
| 6. Donnie Jones (2001) | 43.70 | 47 |
| 7. Corey Gibbs (1999) | 43.02 | 57 |
| 8. Eddie Ray (1967) | 42.85 | 52 |
| 9. Donnie Jones (2003) | 42.42 | 65 |
| 10. Chad Kessler (1996) | 42.27 | 49 |

CAREER

FIELD GOALS MADE

| PLAYER | MADE | ATT |
|------------------------------|------|-----|
| 1. David Brownlyke (1986-89) | 61 | 75 |
| 2. John Corbello (1999-2002) | 50 | 77 |
| 3. Andre Lafleur (1993-95) | 37 | 50 |
| 4. Juan Betanzos (1982-84) | 36 | 55 |
| 5. Mike Conway (1975-78) | 33 | 48 |
| 6. Pedro Suarez (1990-92) | 33 | 45 |
| 7. Chris Jackson (2003-06) | 26 | 44 |
| 8. Mark Lumpkin (1968-70) | 21 | 43 |
| 9. Doug Moreau (1963-65) | 20 | 36 |
| 10. Wendell Harris (1959-61) | 18 | 29 |

FIELD GOAL ATTEMPTS

| PLAYER | ATT | MADE |
|------------------------------|-----|------|
| 1. John Corbello (1999-2002) | 77 | 50 |
| 2. David Brownlyke (1986-89) | 75 | 61 |
| 3. Juan Betanzos (1982-84) | 55 | 36 |
| 4. Andre Lafleur (1993-95) | 50 | 37 |
| 5. Mike Conway (1975-78) | 48 | 33 |
| 6. Pedro Suarez (1990-92) | 45 | 33 |
| 7. Chris Jackson (2003-06) | 44 | 26 |
| 8. Mark Lumpkin (1968-70) | 43 | 21 |
| 9. Ron Lewis (1984-87) | 36 | 15 |
| Juan Roca (1972-74) | 36 | 10 |
| Doug Moreau (1963-65) | 36 | 20 |

FIELD GOAL PERCENTAGE (min. 10 attempts)

| PLAYER | PCT | FG |
|------------------------------------|-------------|-----------------|
| 1. David Brownlyke (1986-89) | .813 | 61 of 75 |
| 2. David Johnston (1980-81) | .800 | 16 of 20 |
| 3. Andre Lafleur (1993-95) | .740 | 37 of 50 |
| 4. Pedro Suarez (1990-92) | .733 | 33 of 45 |
| 5. Mike Conway (1975-78) | .688 | 33 of 48 |
| 6. Colt David (2005-active) | .667 | 12 of 18 |
| 7. Juan Betanzos (1982-84) | .655 | 36 of 55 |
| 8. John Corbello (1999-2002) | .649 | 50 of 77 |
| 9. Wendell Harris (1959-61) | .621 | 18 of 29 |
| 10. Rusty Jackson (1972-74) | .593 | 16 of 27 |

POINTS AFTER TOUCHDOWN

| PLAYER | PATS |
|------------------------------------|-----------|
| 1. John Corbello (1999-2002) | 129 |
| 2. David Brownlyke (1986-89) | 109 |
| 3. Colt David (2005-active) | 95 |
| 4. Mark Lumpkin (1968-70) | 92 |
| 5. Juan Betanzos (1982-84) | 91 |
| 6. Mike Conway (1975-78) | 88 |
| 7. Rusty Jackson (1972-74) | 81 |
| 8. Andre Lafleur (1993-95) | 78 |
| 9. Wade Richey (1994-97) | 77 |
| 10. Ryan Gaudet (2003-06) | 54 |



David Brownlyke

CONSECUTIVE POINTS AFTER TOUCHDOWN MADE

- 109 David Brownlyke (1986-89)
- 77 **Colt David (2005-06)**
- 69 Andre Lafleur (1993-95)
- 47 John Corbello (1999-02)
- 43 Juan Betanzos (1982)
- 42 Pedro Suarez (1989-92)
- 42 Mike Conway (1976-77)

TOTAL PUNTS

| PLAYER | PUNTS | AVG |
|-----------------------------|-------|------|
| 1. Donnie Jones (2000-03) | 233 | 42.1 |
| 2. Chad Kessler (1994-97) | 186 | 42.9 |
| 3. Clay Parker (1981-84) | 180 | 40.6 |
| 4. Rusty Jackson (1972-74) | 167 | 39.5 |
| 5. Jerry Stovall (1960-62) | 165 | 39.3 |
| 6. Al Doggett (1951-54) | 160 | 38.1 |
| 7. Eddie Ray (1967-69) | 153 | 41.2 |
| 8. Chris Jackson (2003-06) | 140 | 41.0 |
| 9. Brian Griffith (1988-91) | 136 | 40.5 |
| 10. Steve Jackson (1975-76) | 132 | 37.9 |

PUNTING YARDAGE

| PLAYER | YARDS | PUNTS |
|-----------------------------|-------|-------|
| 1. Donnie Jones (2000-03) | 9,798 | 233 |
| 2. Chad Kessler (1994-97) | 7,976 | 186 |
| 3. Clay Parker (1981-84) | 7,304 | 180 |
| 4. Rusty Jackson (1972-74) | 6,603 | 167 |
| 5. Jerry Stovall (1960-62) | 6,477 | 165 |
| 6. Eddie Ray (1967-69) | 6,309 | 153 |
| 7. Al Doggett (1951-54) | 6,099 | 160 |
| 8. Chris Jackson (2003-06) | 5,739 | 140 |
| 9. Brian Griffith (1988-91) | 5,511 | 136 |
| 10. Matt DeFrank (1984-87) | 5,023 | 124 |

PUNTING AVERAGE

| PLAYER | AVG | PUNTS |
|-----------------------------|------|-------|
| 1. Chad Kessler (1994-97) | 42.9 | 39 |
| 2. Donnie Jones (2000-03) | 42.1 | 47 |
| 3. Clay Parker (1981-84) | 41.4 | 39 |
| 4. Eddie Ray (1967-69) | 41.2 | 64 |
| 5. Chris Jackson (2003-06) | 41.0 | 140 |
| 6. Brian Griffith (1988-91) | 40.5 | 28 |
| Matt DeFrank (1984-87) | 40.5 | 47 |
| 8. Rusty Jackson (1972-74) | 39.6 | 57 |
| 9. Jerry Stovall (1960-62) | 39.0 | 52 |
| 10. John Adams (1977-79) | 38.0 | 65 |

Defensive Records

-----GAME-----

TACKLES

- 21 Al Richardson vs. South Carolina (10/23/1982)
- 20 Toby Caston vs. Georgia (10/11/1986)
- 20 Rudy Harmon at Florida (10/1/1988)

SACKS

- 4 Chuck Wiley vs. South Carolina (9/30/1995)
- 3 Many times (Last: Gabe Northern vs. North Texas (10/21/1995))

INTERCEPTIONS

- 3 Kenny Konz at Tulane (1/26/1949)
- 3 Jerry Joseph vs. Kentucky (10/16/1965)
- 3 Craig Burns vs. Ole Miss (12/5/1970)
- 3 Clinton Burrell vs. Tulane (11/22/1975)
- 3 Chris Williams at Rice (9/30/1978)
- 3 Corey Webster vs. Florida (10/12/2002)

-----SEASON-----

TACKLES

- 154 Bradie James (2002)
- 150 Al Richardson (1981)
- 144 Lawrence Williams (1981)
- 129 Al Richardson (1980)
- 123 Lawrence Williams (1982)
- 122 Steve Cassidy (1975)
- 121 Al Richardson (1982)
- 119 Trev Faulk (2001)
- 119 Lawrence Williams (1980)
- 113 Bradie James (2001)
- 113 Trev Faulk (2000)
- 113 Shawn Burks (1985)

TACKLES FOR LOSSES

- 23 Gabe Northern (1994)
- 21 Kenny Bordenon (1975)
- 18 Anthony McFarland (1998)
- 17 Marcus Spears (2004)
- 17 Jarvis Green (1998)
- 16 Chad Lavalais (2003)
- 16 Michael Brooks (1985)
- 16 John Adams (1978)
- 15 Chuck Wiley (1995)
- 14 several

SACKS

- 12 Oliver Lawrence (1989)
- 11 Gabe Northern (1994)
- 10 Rydell Malancon (1981)
- 9 Melvin Oliver (2005)
- 9 Marcus Spears (2004)
- 9 Gabe Northern (1995)
- 9 Ron Sancho (1987)
- 8.5 **Tyson Jackson (2006)**
- 8 Anthony McFarland (1998)
- 8 Jarvis Green (1998)
- 8 Oliver Lawrence (1989)
- 8 Michael Brooks (1985)
- 8 Michael Brooks (1984)
- 8 Rydell Malancon (1982)
- 8 Lyman White (1980)

INTERCEPTIONS

- 8 Chris Williams (1978)
- 8 Craig Burns (1970)
- 7 Corey Webster (2003)
- 7 Corey Webster (2002)
- 7 Cedric Donaldson (1997)
- 7 Greg Jackson (1988)
- 7 Chris Carrier (1986)
- 6 Liffort Hobley (1984)
- 6 Chris Williams (1980)
- 6 Jerry Joseph (1965)

PASSES DEFENDED

- 25 Travis Daniels (2003)
- 23 Corey Webster (2003)
- 17 Demetrius Hookfin (2002)
- 17 Corey Webster (2002)
- 16 **Chevis Jackson (2006)**
- 16 **Jonathan Zenon (2006)**
- 15 Norman LeJeune (2002)
- 12 Ronnie Prude (2005)
- 12 Demetrius Hookfin (2001)
- 12 Norman Hodgins (1971)

-----CAREER-----

TACKLES

- 452 Al Richardson (1979-82)
- 418 Bradie James (1999-02)
- 386 Lawrence Williams (1979-82)
- 346 Steve Cassidy (1972-75)
- 336 Shawn Burks (1983-85)
- 316 Lyman White (1977-80)
- 315 LaRon Landry (2003-06)
- 315 Ryan Clark (1998-01)
- 305 Toby Caston (1983-86)
- 300 Trev Faulk (1999-01)
- 300 Ron Sancho (1985-88)

TACKLES FOR LOSSES

- 55 Anthony McFarland (1995-98)
- 43 Chuck Wiley (1994-97)
- 40 Gabe Northern (1992-95)
- 39 Jarvis Green (1998-01)
- 38 Michael Brooks (1983-86)
- 37 Ron Sancho (1985-88)
- 34.5 Marcus Spears (2001-04)
- 32.5 Chad Lavalais (2000-03)
- 30 Kenny Bordenon (1972-75)
- 28 Rydell Malancon (1980-83)

SACKS

- 25 Rydell Malancon (1980-83)
- 23 Ron Sancho (1985-88)
- 21 Gabe Northern (1992-95)
- 20 Melvin Oliver (2002-05)
- 20 Jarvis Green (1998-01)
- 19 Marcus Spears (2001-04)
- 19 Chuck Wiley (1994-97)
- 18 James Gillyard (1992-95)
- 18 Michael Brooks (1983-86)
- 17 Anthony McFarland (1995-98)

INTERCEPTIONS

- 20 Chris Williams (1977-80)
- 16 Corey Webster (2001-03)
- 12 LaRon Landry (2003-06)
- 12 Craig Burns (1968-79)
- 12 Charles Oakley (1951-53)
- 11 Tory James (1992-95)
- 11 Greg Jackson (1985-88)
- 10 Chris Carrier (1984-87)
- 10 Kevin Guidry (1984-87)
- 10 Norman Jefferson (1983-86)
- 10 Liffort Hobley (1980-84)
- 10 Willie Teal (1976-79)

PASSES DEFENDED

- 49 Corey Webster (2001-04)
- 40 LaRon Landry (2003-06)
- 34 Travis Daniels (2001-04)
- 29 Demetrius Hookfin (1999-02)
- 27 Ryan Clark (1998-01)
- 26 Ronnie Prude (2002-05)
- 24 Randall Gay (2001-04)
- 23 **Chevis Jackson (2004-active)**
- 21 Mark Roman (1996-99)
- 19 Norman LeJeune (1999-02)
- 19 Fred Booker (1997-00)
- 19 Tory James (1992-95)



Andrew Whitworth

In the Lineup ...

Career Starts

- 52 Andrew Whitworth (2002-05)
- 48 LaRon Landry (2003-06)
- 48 Jerel Myers (1999-02)
- 48 Rodney Reed (2000-03)

Consecutive Starts

- 52 Andrew Whitworth (2002-05)
- 48 LaRon Landry (2003-06)
- 48 Rodney Reed (2000-03)



Al Richardson



Anthony McFarland

Big Rushing/Passing/Receiving Games

INTRO

THIS IS LSU

TIGERS

COACHES

REVIEW

HISTORY

LSU

200/100-Yard Rushing Games

| 200-YARD RUSHING GAMES | | | |
|------------------------|---------------------|---------------|--|
| NAME | OPPONENT | YARDS | |
| Alley Broussard | Ole Miss, 2004 | 250 (26 att.) | |
| Kevin Faulk | Houston, 1996 | 246 (21 att.) | |
| Charles Alexander | Oregon, 1977 | 237 (31 att.) | |
| Kevin Faulk | Michigan St., 1955* | 234 (25 att.) | |
| Charles Alexander | Wyoming, 1977 | 233 (43 att.) | |
| Cecil Collins | Auburn, 1997 | 232 (27 att.) | |
| Rondell Mealey | Notre Dame, 1997* | 222 (34 att.) | |
| Harvey Williams | Kentucky, 1990 | 214 (28 att.) | |
| Terry Robiskie | Rice, 1976 | 214 (30 att.) | |
| Kevin Faulk | Kentucky, 1997 | 212 (28 att.) | |
| Justin Vincent | Georgia, 2003 | 201 (18 att.) | |
| Kevin Faulk | Alabama, 1998 | 201 (30 att.) | |

(*bowl game)

| 100-YARD RUSHING GAMES | | | |
|------------------------|-------------------------|---------------|--|
| NAME | OPPONENT | YARDS | |
| Charles Alexander | Tulane, 1977 | 199 (41 att.) | |
| Harvey Williams | Rice, 1987 | 196 (10 att.) | |
| Billy Baggett | Ole Miss, 1950 | 192 (11 att.) | |
| LaBrandon Toefield | Utah State, 2001 | 183 (27 att.) | |
| Dalton Hilliard | Florida State, 1982 | 183 (36 att.) | |
| Charles Alexander | Vanderbilt, 1977 | 183 (26 att.) | |
| Harvey Williams | Tulane, 1987 | 181 (19 att.) | |
| Kevin Faulk | Arkansas State, 1998 | 180 (17 att.) | |
| Cecil Collins | Akron, 1997 | 179 (20 att.) | |
| Kevin Faulk | Idaho, 1998 | 178 (13 att.) | |
| Dalton Hilliard | Tulane, 1985 | 174 (39 att.) | |
| LaBrandon Toefield | Arkansas, 2001 | 173 (30 att.) | |
| Kevin Faulk | Ole Miss, 1997 | 172 (25 att.) | |
| Cecil Collins | Mississippi State, 1997 | 172 (22 att.) | |
| Kevin Faulk | Mississippi State, 1995 | 171 (23 att.) | |
| Jimmy Taylor | Tulane, 1957 | 171 (19 att.) | |
| Kevin Faulk | Miss. State, 1996 | 170 (32 att.) | |
| Dalton Hilliard | East Carolina, 1985 | 170 (26 att.) | |
| Dalton Hilliard | Kentucky, 1984 | 170 (31 att.) | |
| Charles Alexander | Florida, 1977 | 170 (31 att.) | |
| Kevin Faulk | Arkansas, 1956 | 170 (20 att.) | |
| Jimmy Taylor | Alabama, 1997 | 168 (27 att.) | |
| Dalton Hilliard | Wichita State, 1984 | 166 (17 att.) | |
| Garry James | Tulane, 1982 | 166 (18 att.) | |
| Harvey Williams | Ole Miss, 1987 | 165 (14 att.) | |
| Rondell Mealey | Houston, 1996 | 161 (14 att.) | |
| Kevin Faulk | North Texas, 1995 | 160 (19 att.) | |
| Kevin Faulk | Ole Miss, 1995 | 159 (23 att.) | |
| Rondell Mealey | San Jose State, 1999 | 158 (24 att.) | |
| Joseph Addai | Florida, 2005 | 156 (32 att.) | |
| Harvey Williams | Tulane, 1990 | 156 (27 att.) | |
| Charles Alexander | Florida, 1978 | 156 (40 att.) | |
| Charles Alexander | Tulane, 1978 | 156 (28 att.) | |
| Brad Davis | South Carolina, 1973 | 156 (25 att.) | |
| Don Schwab | Tulane, 1963 | 154 (20 att.) | |
| Dalton Hilliard | Vanderbilt, 1984 | 152 (25 att.) | |

| | | |
|--------------------|-------------------------|---------------|
| Jessie Myles | Florida, 1980 | 148 (21 att.) |
| Charles Alexander | Ole Miss, 1978 | 147 (28 att.) |
| Dalton Hilliard | Arizona, 1984 | 145 (29 att.) |
| Jim Dousay | Tulane, 1967 | 145 (29 att.) |
| Charles Alexander | Indiana, 1978 | 144 (32 att.) |
| Charles Alexander | Rice, 1978 | 144 (24 att.) |
| Steve Van Buren | Georgia, 1943 | 144 (25 att.) |
| Brad Davis | Alabama, 1973 | 143 (17 att.) |
| Alvin Dark | Ole Miss, 1942 | 142 (11 att.) |
| Jermaine Sharp | Tulane, 1994 | 142 (15 att.) |
| Terry Robiskie | Tulane, 1949 | 142 (12 att.) |
| Lee Hedges | Utah, 1976 | 142 (12 att.) |
| Charles Alexander | Tulane, 1991 | 140 (23 att.) |
| Odell Beckham | Alabama, 1957 | 140 (8 att.) |
| Billy Cannon | Wisconsin, 1971 | 139 (19 att.) |
| Paul Lyons | Arkansas, 1997 | 138 (28 att.) |
| Kevin Faulk | Kentucky, 1996 | 138 (21 att.) |
| Charles Alexander | Ole Miss, 1976 | 138 (16 att.) |
| Jeff Burkett | Georgia Navy, 1942 | 138 (14 att.) |
| Charles Alexander | Mississippi State, 1977 | 136 (29 att.) |
| Don Schwab | Florida, 1964 | 136 (19 att.) |
| Kevin Faulk | Vanderbilt, 1997 | 135 (31 att.) |
| Robert Davis | Texas A&M, 1992 | 134 (15 att.) |
| Harvey Williams | Georgia, 1986 | 133 (24 att.) |
| Dalton Hilliard | Tulane, 1984 | 133 (24 att.) |
| Dalton Hilliard | Oregon State, 1982 | 133 (18 att.) |
| Carl Trimble | Colorado, 1974 | 133 (8 att.) |
| Harvey Williams | Georgia, 1990 | 132 (24 att.) |
| Steve Van Buren | ASTU, 1943 | 132 (43 att.) |
| Rondell Mealey | Kentucky, 1997 | 131 (13 att.) |
| Joseph Addai | Miami, 2005* | 130 (24 att.) |
| Jermaine Sharp | South Carolina, 1994 | 130 (23 att.) |
| Dan Sandifer | Texas A&M, 1945 | 130 (11 att.) |
| Jermaine Sharp | Mississippi State, 1994 | 129 (23 att.) |
| Terry Robiskie | Ole Miss, 1976 | 129 (28 att.) |
| LaBrandon Toefield | Kentucky, 2001 | 128 (28 att.) |
| Dalton Hilliard | Florida State, 1983 | 128 (20 att.) |
| Garry James | Oregon State, 1982 | 128 (12 att.) |
| Dalton Hilliard | Florida, 1982 | 128 (20 att.) |
| Justin Vincent | Auburn, 2003 | 127 (14 att.) |
| Terry Robiskie | Kentucky, 1976 | 126 (24 att.) |
| Adrian Dodson | Holy Cross, 1940 | 126 (26 att.) |
| Kevin Faulk | Arkansas, 1996 | 125 (36 att.) |
| Kevin Faulk | Ole Miss, 1991 | 125 (13 att.) |
| Levi Johns | Ole Miss, 1953 | 125 (16 att.) |
| Shyrone Carey | Western Illinois, 2003 | 124 (21 att.) |
| Dalton Hilliard | Mississippi State, 1985 | 124 (22 att.) |
| Kevin Faulk | Mississippi State, 1998 | 123 (24 att.) |
| Dalton Hilliard | Ole Miss, 1982 | 123 (23 att.) |
| Charles Alexander | Wake Forest, 1978 | 123 (31 att.) |
| Leroy Labat | Mississippi State, 1951 | 123 (29 att.) |
| Gene Knight | Ole Miss, 1945 | 123 (13 att.) |
| Domanick Davis | Mississippi State, 2002 | 122 (18 att.) |
| Domanick Davis | Illinois, 2002* | 122 (28 att.) |

| | | |
|--------------------|-------------------------|---------------|
| Garry James | Wichita State, 1984 | 122 (21 att.) |
| Billy Cannon | Tennessee, 1959 | 122 (22 att.) |
| Rondell Mealey | New Mexico State, 1996 | 121 (12 att.) |
| Dalton Hilliard | Notre Dame, 1984 | 121 (13 att.) |
| Dalton Hilliard | Washington, 1983 | 121 (21 att.) |
| Dalton Hilliard | South Carolina, 1983 | 121 (24 att.) |
| Ebert Van Buren | Texas A&M, 1949 | 121 (14 att.) |
| LaBrandon Toefield | Auburn, 2001 | 120 (29 att.) |
| LaBrandon Toefield | Tennessee, 2000 | 120 (15 att.) |
| LaBrandon Toefield | Mississippi State, 2000 | 119 (26 att.) |
| Rondell Mealey | North Texas, 1999 | 119 (13 att.) |
| Chris Dantin | Rice, 1972 | 119 (23 att.) |
| Dalton Hilliard | Tulane, 1983 | 118 (28 att.) |
| Hokie Gajan | Rice, 1979 | 118 (19 att.) |
| Tommy Allen | Kentucky, 1967 | 118 (9 att.) |
| Steve Van Buren | TCU, 1943 | 118 (43 att.) |
| Justin Vincent | Oklahoma, 2004* | 117 (16 att.) |
| Kevin Faulk | Ole Miss, 1996 | 117 (28 att.) |
| Gene Lang | Miss. State, 1980 | 117 (11 att.) |
| Brad Davis | Tulane, 1974 | 117 (23 att.) |
| Art Cantrelle | Ole Miss, 1970 | 117 (5 att.) |
| Billy Cannon | Tulane, 1958 | 117 (15 att.) |
| Jimmy Taylor | Ole Miss, 1957 | 117 (15 att.) |
| Nelson Stokley | Mississippi State, 1947 | 117 (17 att.) |
| Eddie Fuller | Tennessee, 1988 | 116 (18 att.) |
| Jerry Marchand | Florida State, 1982 | 116 (20 att.) |
| Chris Dantin | Wisconsin, 1972 | 115 (27 att.) |
| Johnny Robinson | Tennessee, 1959 | 115 (17 att.) |
| Jerry Marchand | Tulane, 1952 | 115 (13 att.) |
| Kevin Faulk | Vanderbilt, 1996 | 114 (21 att.) |
| Eddie Fuller | Ole Miss, 1988 | 114 (21 att.) |
| Nelson Stokley | Kentucky, 1965 | 114 (15 att.) |
| Lynn Amedee | Tulane, 1961 | 114 (12 att.) |
| Levi Johns | Arkansas, 1955 | 114 (15 att.) |
| Steve Van Buren | Texas A&M, 1943 | 114 (43 att.) |
| Domanick Davis | South Carolina, 2002 | 113 (26 att.) |
| Art Cantrelle | Texas A&M, 1970 | 113 (26 att.) |
| Dan Sandifer | Miami, 1946 | 113 (11 att.) |
| Bill Montgomery | Ole Miss, 1945 | 113 (11 att.) |
| Steve Van Buren | Rice, 1943 | 113 (43 att.) |
| Justin Vincent | Arkansas, 2003 | 112 (18 att.) |
| Domanick Davis | North Texas, 1998 | 112 (17 att.) |
| Vincent Gonzalez | Florida, 1955 | 112 (23 att.) |
| LaBrandon Toefield | Miami (Ohio), 2002 | 111 (17 att.) |
| Jermaine Sharp | Arkansas, 1994 | 111 (9 att.) |
| Levi Johns | Texas Tech, 1954 | 111 (21 att.) |
| James Roshto | Alabama, 1951 | 111 (9 att.) |
| Eddie Fuller | Ohio, 1989 | 110 (8 att.) |
| Charles Alexander | Alabama, 1977 | 110 (22 att.) |
| Steve Van Buren | Georgia, 1943 | 110 (22 att.) |
| Joseph Addai | Arizona State, 2005 | 109 (16 att.) |
| Alley Broussard | Iowa, 2004* | 109 (13 att.) |
| Sam Martin | Georgia, 1986 | 109 (11 att.) |
| Terry Robiskie | South Carolina, 1975 | 109 (26 att.) |
| Joe Labruzzo | TCU, 1963 | 109 (12 att.) |

| | | |
|-------------------|-------------------------|---------------|
| Sal Nicolo | Rice, 1952 | 109 (4 att.) |
| Alley Broussard | South Carolina, 2003 | 108 (19 att.) |
| Kevin Faulk | Notre Dame, 1998 | 108 (31 att.) |
| Billy Cannon | Kentucky, 1958 | 108 (12 att.) |
| Earl Gros | Mississippi State, 1961 | 108 (14 att.) |
| Keiland Williams | Notre Dame, 2006* | 107 (14 att.) |
| Joseph Addai | Ole Miss, 2004 | 107 (14 att.) |
| Terry Robiskie | Vanderbilt, 1976 | 107 (17 att.) |
| Alley Broussard | Louisiana Tech, 2003 | 106 (16 att.) |
| Domanick Davis | Ole Miss, 2000 | 106 (25 att.) |
| Steve Rogers | Tulane, 1974 | 106 (22 att.) |
| Bill Schroll | Rice, 1947 | 106 (10 att.) |
| Jabbo Stell | Loyola, 1937 | 106 (11 att.) |
| Joseph Addai | Auburn, 2005 | 105 (24 att.) |
| Justin Vincent | Ole Miss, 2003 | 105 (22 att.) |
| Kevin Faulk | Florida, 1997 | 105 (26 att.) |
| Jerry Murphree | Notre Dame, 1977 | 105 (25 att.) |
| Joe Labruzzo | Mississippi State, 1965 | 105 (15 att.) |
| Jerry Marchand | Arkansas, 1953 | 105 (21 att.) |
| Jay Johnson | Ole Miss, 1993 | 104 (15 att.) |
| Hokie Gajan | Kentucky, 1979 | 104 (20 att.) |
| Don Schwab | Tulane, 1964 | 104 (20 att.) |
| Jimmy Taylor | Oklahoma A&M, 1956 | 104 (12 att.) |
| Rondell Mealey | Arkansas, 1997 | 103 (15 att.) |
| Gene Knight | Miami, 1946 | 103 (18 att.) |
| Bill Montgomery | Georgia Tech, 1945 | 103 (17 att.) |
| Joseph Addai | Vanderbilt, 2005 | 102 (24 att.) |
| Justin Vincent | Arkansas State, 2004 | 102 (13 att.) |
| Kendall Cleveland | Arkansas, 1995 | 102 (24 att.) |
| Jim Dousay | Mississippi State, 1967 | 102 (19 att.) |
| Don Schwab | Mississippi State, 1964 | 102 (22 att.) |
| Danny LeBlanc | Kentucky, 1963 | 102 (23 att.) |
| Don Schwab | TCU, 1963 | 102 (16 att.) |
| O.K. Ferguson | Florida, 1955 | 102 (24 att.) |
| Zollie Toth | Ole Miss, 1949 | 102 (18 att.) |
| Charles Scott | Tulane, 2006 | 101 (15 att.) |
| Herb Tyler | Ole Miss, 1997 | 101 (17 att.) |
| Arthur Cantrelle | Wisconsin, 1971 | 101 (11 att.) |
| Edward Campbell | North Carolina, 1961 | 101 (10 att.) |
| Billy Baggett | Vanderbilt, 1950 | 101 (19 att.) |
| Steve Van Buren | Georgia Tech, 1943 | 101 (14 att.) |
| Salver Harris | Louisiana Tech, 1941 | 101 (9 att.) |
| Harvey Williams | Florida State, 1990 | 100 (22 att.) |
| Dalton Hilliard | Kentucky, 1982 | 100 (24 att.) |
| Joe Labruzzo | Kentucky, 1965 | 100 (14 att.) |
| Vincent Gonzalez | Texas Tech, 1954 | 100 (18 att.) |
| Bill Montgomery | Georgia, 1945 | 100 (11 att.) |

(*bowl game)

500/400/300-Yard Passing Games and 200/100-Yard Receiving Games

| 500-YARD PASSING GAMES | | | |
|------------------------|---------------|-------|--|
| NAME | OPPONENT | YARDS | |
| Rohan Davey | Alabama, 2001 | 528 | |

(*bowl game)

| 400-YARD PASSING GAMES | | | |
|------------------------|-----------------|-------|--|
| NAME | OPPONENT | YARDS | |
| Rohan Davey | Illinois, 2002* | 444 | |
| Tommy Hodson | Tennessee, 1989 | 438 | |

| 300-YARD PASSING GAMES | | | |
|------------------------|-------------------------|-------|--|
| NAME | OPPONENT | YARDS | |
| Jesse Daigle | Mississippi State, 1991 | 394 | |
| Rohan Davey | Kentucky, 2001 | 383 | |
| Tommy Hodson | Ole Miss, 1989 | 381 | |
| Jeff Wickersham | Mississippi State, 1983 | 368 | |
| Rohan Davey | Arkansas, 2001 | 359 | |
| Rohan Davey | Tennessee, 2001 | 356 | |
| Jamie Howard | Rice, 1995 | 356 | |
| Jeff Wickersham | Alabama, 1983 | 344 | |
| Jamie Howard | Florida, 1995 | 339 | |
| Chad Loup | Arkansas, 1993 | 336 | |
| JaMarcus Russell | Notre Dame, 2006* | 332 | |
| JaMarcus Russell | Mississippi State, 2006 | 330 | |
| Marcus Randall | Troy, 2004 | 328 | |
| Rohan Davey | Middle Tennessee, 2001 | 318 | |
| Rohan Davey | Tennessee, 2000 | 318 | |
| Jamie Howard | Southern Miss, 1994 | 314 | |
| Matt Mauck | Louisiana Tech, 2003 | 311 | |
| Alan Risher | Mississippi State, 1982 | 308 | |
| Matt Mauck | Western Illinois, 2003 | 305 | |

(*bowl game)

| 100-YARD RECEIVING GAMES | | | |
|--------------------------|-------------------------|---------------|--|
| NAME | OPPONENT | YARDS | |
| Eddie Kennison | Utah State, 1993 | 195 (6 rec.) | |
| Josh Reed | Auburn, 2001 | 186 (10 rec.) | |
| Wendell Davis | North Carolina, 1986 | 184 (9 rec.) | |
| Josh Reed | Arkansas, 2001 | 183 (7 rec.) | |
| Josh Reed | Ole Miss, 2000 | 173 (8 rec.) | |
| Orlando McDaniel | Mississippi State, 1979 | 172 (3 rec.) | |
| Josh Reed | Auburn, 2000 | 167 (8 rec.) | |
| Andy Hamilton | Iowa State, 1971* | 165 (6 rec.) | |
| Andy Hamilton | Baylor, 1970 | 165 (10 rec.) | |
| Michael Clayton | Western Illinois, 2003 | 162 (11 rec.) | |
| Andy Hamilton | Tulane, 1971 | 161 (6 rec.) | |
| Josh Reed | Kentucky, 2001 | 161 (5 rec.) | |
| Orlando McDaniel | Florida State, 1981 | 155 (5 rec.) | |
| Reggie Robinson | Arkansas, 1999 | 154 (5 rec.) | |
| Jerel Myers | Auburn, 1999 | 153 (13 rec.) | |
| Abram Booty | Notre Dame, 1998 | 153 (8 rec.) | |

| |
|-------------|
| INTRO |
| THIS IS LSU |
| TIGERS |
| COACHES |
| REVIEW |
| HISTORY |
| LSU |

Rushing

RUSHES

Game: 83 vs. Wyoming, 1977 (487 yards)
 82 vs. Florida, 1977 (385 yards)
 79 at Florida, 1978 (315 yards)

Season: 675 1973 (2,622 yards)
 674 1977 (3,352 yards)
 663 1976 (3,041 yards)

YARDS GAINED

Game: 503 vs. Oregon, 1977 (69 att.)
 502 vs. Rice, 1977 (72 att.)
 487 vs. Wyoming, 1977 (83 att.)

Season: 3,352 1977 (674 att.)
 3,041 1976 (663 att.)
 2,823 1997 (521 att.)

YARDS GAINED PER RUSH

Game: 10.1 vs. Rice, 1987 (43 for 436)

Season: 6.8 1945

YARDS GAINED PER GAME

Season: 304.7 1977 (3,352 yards)
 274.5 1976 (3,041 yards)
 256.6 1997 (2,823 yards)

TOUCHDOWNS BY RUSHING

Game: 8 vs. Tulane, 1961
 8 at Kentucky, 1997

Season: 35 1977
 34 1997
 33 1996
 30 1969
 29 1976

Passing

PASSES ATTEMPTED

Game: 69 vs. Auburn, 1999 (33 comp.)
 56 at Tulane, 1979 (26 comp.)
 52 vs. Florida, 1995 (20 comp.)

Season: 411 2001 (238 comp.)
 405 1999 (200 comp.)
 401 2003 (255 comp.)
 368 2006 (245 comp.)
 366 1985 (220 comp.)

PASSES COMPLETED

Game: 35 at Alabama, 2001 (44 att.)
 33 vs. Miss. State, 1983 (51 att.)
 33 vs. Auburn, 1999 (69 att.)
 31 at Notre Dame, 1985 (42 att.)
 31 vs. Tennessee, 1989 (51 att.)

Season: 255 2003 (401 att.)
 245 2006 (368 att.)
 238 2001 (411 att.)
 220 1985 (366 att.)
 216 2005 (360 att.)

HIGHEST PERCENTAGE OF PASSES COMPLETED GAME:

(min. 10 att.) .846 at Tulane, 1945 (11 of 13)
 .842 vs. Akron, 1997 (16 of 19)
 (min. 20 att.) .857 vs. Alabama, 2006 (18 of 21)
 .857 vs. North Texas, 2005 (24 of 28)
 .826 vs. Miss. State, 2006 (19 of 23)
 .821 at Miss. State, 2005 (23 of 28)
 .821 vs. W. Carolina, 2000 (23 of 28)
 (min. 30 att.) .813 at South Carolina, 2003 (26 of 32)
 .806 vs. Louisiana Tech, 2003 (25 of 31)

MOST PASS ATT. W/OUT AN INTERCEPTION

Game: 49 vs. Tennessee, 1989
 44 vs. Mississippi State, 1991
 43 at Tennessee, 2001
 40 at Ohio State, 1988
 40 vs. Ole Miss, 1998

PASSES HAD INTERCEPTED

Game: 6 vs. Tennessee, 1939
 6 at Auburn, 1994

Season: 25 1999
 21 1994
 19 5 times (1956, 1954, 1951, 1941, 1940)

YARDS GAINED PASSING

Game: 528 at Alabama, 2001
 485 vs. Western Carolina, 2000
 456 vs. Rice, 1995
 438 vs. Tennessee, 1989

Season: 3,578 2001 (238 of 411)
 3,272 2006 (245 of 268)
 3,257 2003 (255 of 401)
 2,912 2005 (216 of 360)
 2,839 1989 (188 of 327)

YARDS GAINED PER GAME PASSING

Season: 298.2 2001 (3,578 yards)
 258.1 1989 (2,839 yards)
 245.3 2000 (2,698 yards)
 240.7 2006 (3,272 yards)
 238.5 1986 (2,623 yards)

TOUCHDOWN PASSES

Game: 7 vs. Ohio, 1989
 5 vs. Tulane, 1946
 5 vs. Rice, 1977
 5 vs. Cal State Fullerton, 1987
 5 vs. Akron, 1997
 5 vs. Western Carolina, 2000

Season: 30 2006
 30 2003
 26 1989
 24 2000
 22 2005
 21 1986

Scoring

POINTS

Game: 93 vs. Louisiana-Lafayette, 1936
 77 vs. Rice, 1977
 70 vs. Arkansas State, 1991
 66 vs. Wyoming, 1977
 63 vs. Baylor, 1969
 63 vs. New Mexico State, 1996
 63 at Kentucky, 1997

Season: 475 2003
 438 2006
 383 2005
 375 1977
 371 2001

POINTS PER GAME

Season: 34.9 1969
 34.1 1977
 33.9 2003
 33.7 2006
 33.2 1982

TOUCHDOWNS

Game: 11 vs. Rice, 1977
 9 Several occasions
 (last at Kentucky, 1997)

Season: 63 2003
 59 2006
 51 1977
 48 1997

PATS BY KICKING

Game: 11 vs. Rice, 1977
 9 Several occasions

Season: 57 2006
 57 2003
 47 1982
 45 2005
 43 1977

FIELD GOALS

Game: 4 at Kentucky, 1978
 4 vs. Ole Miss, 1986
 4 at Mississippi State, 1986
 4 at Georgia, 1987
 4 at Auburn, 1994
 4 vs. Miami, 2005

Season: 19 1986
 17 2004
 17 1988
 17 2002
 15 1990

Punting

MOST PUNTS

Game: 17 vs. Mississippi State, 1940
 17 at Tennessee, 1942

Season: 104 1941

YARDS PUNTING

Game: 664 vs. Mississippi State, 1940

Season: 4,010 1941

YARDS PER PUNT

Game: (min. 5 punts) 53.2 at Mississippi State, 1997
 (5 for 266 yards)
 51.3 at Ole Miss, 1957
 (7 for 359 yards)
 (min. 10 punts) 47.3 at Ole Miss, 1960
 (10 for 473 yards)

Season: 46.0 1997 (54 for 2,486 yards)

Kickoff Returns

RETURNS

Game: 8 vs. Florida, 1993 (166 yards)
 at Florida, 1994 (141 yards)

Season: 47 1989

YARDS

Game: 178 vs. Alabama, 1983

Season: 1,179 1948 (46 returns)

Punt Returns

RETURN

Game: 13 at Tulane, 1937

Season: 72 1937

YARDS RETURNED

Game: 205 vs. Ole Miss, 1970

Season: 1,004 1937

Total Defense

FEWEST YARDS ALLOWED

Game: 26 vs. Mercer, 1940

Season: 1,236 1937

FEWEST YARDS ALLOWED PER GAME

Season: 123.6 1937

Rushing Defense

FEWEST YARDS ALLOWED

Game: -50 at Ole Miss, 1982
 -43 vs. Mercer, 1940

Season: 389 1969
 574 1970

FEWEST YARDS ALLOWED PER GAME

Season: 38.9 1969
 52.2 1970

Passing Defense

FEWEST YARDS ALLOWED

Game: 0 vs. Florida, 1937
 0 vs. Texas, 1937
 0 vs. Auburn, 1939
 0 vs. Louisiana Normal, 1942
 0 vs. Ole Miss, 1942
 0 vs. Texas Tech, 1954
 0 at Alabama, 1958
 0 vs. Ole Miss, 1958
 0 vs. Alabama, 1971

Season: 524 1959

FEWEST YARDS ALLOWED PER GAME

Season: 52.4 1959

MOST INTERCEPTIONS

Game: 8 vs. Villanova, 1951

Season: 27 1984

MOST INTERCEPTIONS RETURNED FOR TDS

Game: 3 vs. Arkansas State, 1991

Season: 4 1991

MOST DEFENSIVE TDS

Game: 3 vs. Arkansas State, 1991

Season: 7 2003

MOST SACKS

Season: 44 2003

Scoring Defense

FEWEST POINTS ALLOWED

Game: 0 vs. many opponents most recent:
 vs. Kentucky, 2006 (49-0)

Season: 27 1937
 29 1959

FEWEST POINTS ALLOWED PER GAME

Season: 2.7 1937

FEWEST TOUCHDOWNS ALLOWED

Season: 3 1959

MOST SHUTOUTS

Season: 6 1937

Team Records

PLAYS

Game: 99 vs. Tulane, 1969
 98 vs. Tulane, 1968
 vs. Wyoming, 1978

Season: 994 2003 (5,857 total yards)
 883 2002 (4,550 total yards)
 882 1985 (4,284 total yards)
 872 1977 (4,542 total yards)
 869 2005 (4,863 total yards)

Yards Gained

Game: 746 vs. Rice, 1977
 680 vs. Western Carolina, 2000
 664 vs. Rice, 1987
 653 vs. Louisiana Tech, 2003

Season: 5,857 2003 (994 plays)
 5,427 2006 (818 plays)
 5,418 2001 (862 plays)
 4,863 2005 (869 plays)
 4,843 1987 (747 plays)

YARDS GAINED PER PLAY

Game: 11.1 vs. Kentucky, 2006
 10.06 vs. Rice, 1987

Season: 6.7 1945
 6.6 2006
 6.3 2001

YARDS GAINED PER GAME

Season: 451.5 2001
 440.3 1987
 418.4 2003
 417.5 2006
 413.0 1986

TDS BY RUSHING AND PASSING

Season: 55 2006
 54 2003
 48 1982
 47 1977
 46 2001
 45 1997

Miscellaneous Team Records

MOST FIRST DOWNS

Game: 35 vs. Mississippi State, 1969

Season: 298 2003

MOST YARDS PENALIZED

Game: 184 at Florida, 1961

Season: 790 1989

MOST FUMBLES LOST

Game: 6 vs. Rice, 1951
 6 vs. Texas, 1952
 6 vs. Georgia, 1952
 6 at Rice, 1974

Season: 29 1974

Year-by-Year Offensive Statistics

INTRO
THIS IS LSU
TIGERS
COACHES
REVIEW
HISTORY
LSU

| | GMS | PLAYS | YARDS | YPG | ATT. | YARDS | YPG | YPC | TDS | ATT. | COMP. | YARDS | YPG | COMP.% | TDS | INTS. |
|------|-----------|------------|--------------|--------------|------------|--------------|--------------|-------------|-----------|------------|------------|--------------|--------------|-------------|-----------|-----------|
| 2006 | 13 | 818 | 5,427 | 417.5 | 450 | 2,155 | 165.8 | 4.8 | 25 | 368 | 245 | 3,272 | 251.7 | 66.6 | 30 | 9 |
| 2005 | 13 | 869 | 4,863 | 374.1 | 509 | 1,951 | 150.1 | 3.8 | 21 | 360 | 216 | 2,912 | 224.0 | 60.0 | 22 | 10 |
| 2004 | 13 | 825 | 4,747 | 395.6 | 506 | 2,326 | 193.8 | 4.6 | 20 | 319 | 179 | 2,421 | 201.8 | 56.1 | 19 | 10 |
| 2003 | 14 | 994 | 5,857 | 418.4 | 593 | 2,600 | 185.7 | 4.40 | 24 | 401 | 255 | 3,257 | 201.8 | 63.6 | 30 | 14 |
| 2002 | 13 | 883 | 4,550 | 350.0 | 558 | 2,560 | 196.9 | 4.59 | 19 | 325 | 155 | 1,990 | 153.1 | 47.7 | 16 | 8 |
| 2001 | 12 | 862 | 5,418 | 451.5 | 451 | 1,840 | 153.3 | 4.08 | 28 | 411 | 238 | 3,578 | 298.2 | 57.9 | 18 | 12 |
| 2000 | 11 | 746 | 4,140 | 376.4 | 393 | 1,442 | 131.1 | 3.67 | 13 | 353 | 183 | 2,698 | 245.3 | 51.8 | 24 | 16 |
| 1999 | 11 | 713 | 3,319 | 301.7 | 308 | 907 | 82.5 | 2.94 | 13 | 405 | 200 | 2,412 | 219.3 | 49.4 | 11 | 25 |
| 1998 | 11 | 740 | 4,231 | 384.6 | 432 | 1,853 | 168.5 | 4.29 | 23 | 348 | 188 | 2,378 | 216.2 | 54.0 | 18 | 9 |
| 1997 | 11 | 746 | 4,517 | 410.6 | 521 | 2,823 | 256.6 | 5.42 | 34 | 225 | 137 | 1,694 | 154.0 | 60.9 | 11 | 7 |
| 1996 | 11 | 737 | 4,399 | 399.9 | 488 | 2,322 | 211.1 | 4.76 | 33 | 249 | 131 | 2,077 | 188.8 | 52.6 | 8 | 11 |
| 1995 | 11 | 727 | 3,924 | 356.7 | 410 | 1,635 | 148.6 | 3.99 | 18 | 317 | 175 | 2,289 | 208.1 | 55.2 | 14 | 8 |
| 1994 | 11 | 753 | 3,791 | 344.6 | 418 | 1,756 | 159.6 | 4.20 | 13 | 335 | 175 | 2,426 | 220.5 | 52.2 | 17 | 21 |
| 1993 | 11 | 759 | 3,451 | 313.7 | 418 | 1,449 | 131.7 | 3.47 | 12 | 341 | 161 | 2,002 | 182.0 | 47.2 | 9 | 16 |
| 1992 | 11 | 696 | 3,309 | 300.8 | 381 | 1,322 | 120.2 | 3.47 | 14 | 315 | 161 | 1,987 | 180.6 | 51.1 | 8 | 20 |
| 1991 | 11 | 711 | 3,561 | 323.7 | 396 | 1,710 | 155.5 | 4.32 | 10 | 315 | 174 | 2,147 | 195.2 | 55.2 | 14 | 13 |
| 1990 | 11 | 730 | 3,447 | 313.4 | 464 | 1,982 | 180.2 | 4.27 | 10 | 266 | 133 | 1,755 | 159.5 | 50.0 | 10 | 6 |
| 1989 | 11 | 728 | 4,293 | 390.3 | 401 | 1,454 | 132.2 | 3.63 | 10 | 327 | 188 | 2,839 | 258.1 | 57.5 | 26 | 12 |
| 1988 | 11 | 764 | 3,796 | 345.1 | 425 | 1,581 | 143.7 | 3.72 | 9 | 339 | 182 | 2,439 | 221.7 | 53.7 | 14 | 12 |
| 1987 | 11 | 747 | 4,843 | 440.3 | 436 | 2,289 | 208.1 | 5.25 | 24 | 311 | 187 | 2,554 | 232.2 | 60.1 | 18 | 10 |
| 1986 | 11 | 800 | 4,544 | 413.1 | 465 | 2,110 | 191.8 | 4.54 | 11 | 335 | 207 | 2,623 | 238.5 | 61.8 | 21 | 12 |
| 1985 | 11 | 882 | 4,284 | 389.5 | 516 | 2,405 | 218.6 | 4.66 | 22 | 366 | 220 | 2,267 | 206.1 | 60.1 | 6 | 10 |
| 1984 | 11 | 821 | 4,243 | 385.7 | 497 | 1,984 | 180.4 | 3.99 | 24 | 324 | 183 | 2,259 | 205.4 | 56.5 | 12 | 14 |
| 1983 | 11 | 788 | 4,129 | 375.4 | 448 | 1,583 | 143.9 | 3.53 | 22 | 340 | 194 | 2,546 | 231.5 | 57.1 | 7 | 18 |
| 1982 | 11 | 839 | 4,544 | 413.1 | 584 | 2,526 | 229.6 | 4.33 | 26 | 255 | 162 | 2,018 | 183.5 | 63.5 | 21 | 8 |
| 1981 | 11 | 763 | 3,403 | 309.4 | 496 | 1,493 | 135.7 | 3.01 | 26 | 267 | 163 | 1,910 | 173.6 | 61.0 | 6 | 12 |
| 1980 | 11 | 743 | 3,185 | 289.5 | 564 | 1,952 | 177.5 | 3.46 | 19 | 179 | 99 | 1,233 | 112.1 | 55.3 | 9 | 7 |
| 1979 | 11 | 791 | 3,919 | 356.3 | 496 | 1,858 | 168.9 | 3.75 | 26 | 295 | 137 | 2,061 | 187.4 | 46.4 | 7 | 14 |
| 1978 | 11 | 837 | 4,127 | 375.2 | 613 | 2,678 | 243.5 | 4.37 | 25 | 224 | 111 | 1,449 | 131.7 | 49.6 | 5 | 11 |
| 1977 | 11 | 872 | 4,542 | 412.9 | 674 | 3,352 | 304.7 | 4.97 | 35 | 198 | 85 | 1,190 | 108.2 | 42.9 | 12 | 6 |
| 1976 | 11 | 840 | 3,972 | 361.1 | 663 | 3,041 | 276.5 | 4.59 | 29 | 177 | 72 | 931 | 84.6 | 40.7 | 3 | 10 |
| 1975 | 11 | 771 | 3,001 | 272.8 | 575 | 1,935 | 175.9 | 3.37 | 15 | 196 | 83 | 1,066 | 96.9 | 42.3 | 4 | 17 |
| 1974 | 11 | 799 | 3,438 | 312.5 | 655 | 2,525 | 229.5 | 3.85 | 23 | 144 | 59 | 913 | 83.0 | 41.0 | 2 | 7 |
| 1973 | 11 | 818 | 3,832 | 348.4 | 675 | 2,622 | 238.4 | 3.88 | 21 | 143 | 76 | 1,210 | 110.0 | 53.1 | 9 | 13 |
| 1972 | 11 | 856 | 3,942 | 358.4 | 609 | 2,241 | 203.7 | 3.68 | 11 | 247 | 125 | 1,701 | 154.6 | 50.6 | 17 | 12 |
| 1971 | 11 | 832 | 4,263 | 387.5 | 590 | 2,501 | 227.4 | 4.24 | 21 | 242 | 123 | 1,762 | 160.2 | 50.8 | 20 | 11 |
| 1970 | 11 | 840 | 3,738 | 339.8 | 599 | 1,702 | 154.7 | 2.84 | 21 | 241 | 126 | 2,036 | 185.1 | 52.3 | 11 | 14 |
| 1969 | 10 | 860 | 4,089 | 408.9 | 591 | 2,202 | 220.2 | 3.73 | 30 | 269 | 139 | 1,887 | 188.7 | 51.7 | 14 | 13 |
| 1968 | 10 | 796 | 3,507 | 350.7 | 567 | 1,962 | 196.2 | 3.46 | 19 | 229 | 121 | 1,545 | 154.5 | 52.8 | 6 | 13 |
| 1967 | 10 | 741 | 3,605 | 360.5 | 554 | 2,361 | 236.1 | 4.26 | 27 | 187 | 95 | 1,244 | 124.4 | 50.8 | 6 | 9 |
| 1966 | 10 | 669 | 2,466 | 246.6 | 537 | 1,859 | 185.9 | 3.46 | 11 | 132 | 56 | 607 | 60.7 | 42.4 | 4 | 9 |
| 1965 | 10 | 645 | 3,073 | 307.3 | 497 | 2,077 | 207.7 | 4.18 | 23 | 148 | 73 | 996 | 99.6 | 49.3 | 8 | 9 |
| 1964 | 10 | 665 | 2,639 | 263.9 | 483 | 1,694 | 169.4 | 3.51 | 4 | 182 | 86 | 945 | 94.5 | 47.3 | 5 | 11 |
| 1963 | 10 | 612 | 2,499 | 249.9 | 518 | 2,087 | 208.7 | 4.03 | 16 | 94 | 42 | 412 | 41.2 | 44.7 | 2 | 8 |
| 1962 | 10 | 644 | 2,679 | 267.9 | 536 | 1,960 | 196.0 | 3.66 | 16 | 108 | 40 | 719 | 71.9 | 37.0 | 3 | 4 |
| 1961 | 10 | 636 | 2,900 | 290.0 | 516 | 2,196 | 219.6 | 4.26 | 23 | 120 | 52 | 704 | 70.4 | 43.3 | 4 | 6 |
| 1960 | 10 | 608 | 2,429 | 242.9 | 484 | 1,709 | 170.9 | 3.53 | 9 | 124 | 57 | 720 | 72.0 | 46.0 | 4 | 9 |
| 1959 | 10 | 641 | 2,600 | 260.0 | 510 | 1,866 | 186.6 | 3.66 | 15 | 131 | 59 | 734 | 73.4 | 45.0 | 8 | 9 |
| 1958 | 10 | 583 | 2,787 | 278.7 | 441 | 1,965 | 196.5 | 4.46 | 28 | 142 | 62 | 822 | 82.2 | 43.7 | 11 | 8 |
| 1957 | 10 | 570 | 2,447 | 244.7 | 477 | 1,936 | 193.6 | 4.06 | 16 | 93 | 34 | 511 | 51.1 | 36.6 | 3 | 8 |
| 1956 | 10 | 653 | 2,533 | 253.3 | 505 | 1,803 | 180.3 | 3.57 | 11 | 148 | 54 | 730 | 73.0 | 36.5 | 3 | 19 |
| 1955 | 10 | 655 | 2,516 | 251.6 | 491 | 1,670 | 167.0 | 3.40 | 9 | 164 | 65 | 846 | 84.6 | 39.6 | 8 | 18 |
| 1954 | 11 | 654 | 2,547 | 231.5 | 507 | 1,803 | 163.9 | 3.56 | 14 | 147 | 54 | 744 | 67.6 | 36.7 | 5 | 20 |
| 1953 | 11 | 693 | 2,933 | 266.6 | 518 | 2,059 | 187.2 | 3.97 | 21 | 175 | 77 | 874 | 79.5 | 44.0 | 5 | 14 |
| 1952 | 10 | 614 | 2,681 | 268.1 | 436 | 1,827 | 182.7 | 4.19 | 17 | 178 | 76 | 854 | 85.4 | 42.7 | 4 | 13 |
| 1951 | 11 | 794 | 2,962 | 269.3 | 602 | 1,977 | 179.7 | 3.28 | 15 | 192 | 79 | 985 | 89.5 | 41.1 | 2 | 19 |
| 1950 | 11 | 690 | 2,866 | 260.5 | 518 | 1,981 | 180.1 | 3.82 | 16 | 172 | 62 | 885 | 80.5 | 36.0 | 7 | 12 |

NOTE: Bowl games are not included in stats until 2002.

Bold indicates school record.

Year-by-Year Defensive Statistics

| | GMS | PLAYS | YARDS | YPG | ATT. | YARDS | YPG | YPC | TDS | ATT. | COMP. | YARDS | YPG | COMP.% | TDS | INTS. |
|------|-----------|------------|--------------|--------------|------------|------------|-------------|------------|----------|------------|-----------|------------|-------------|-------------|----------|-----------|
| 2006 | 13 | 764 | 3,156 | 242.8 | 400 | 1,262 | 97.1 | 3.2 | 7 | 364 | 172 | 1,894 | 145.7 | 47.3 | 11 | 16 |
| 2005 | 13 | 833 | 3,469 | 266.8 | 402 | 1,190 | 91.5 | 3.0 | 8 | 431 | 204 | 2,279 | 175.3 | 47.3 | 12 | 10 |
| 2004 | 13 | 743 | 3,083 | 256.9 | 410 | 1,197 | 99.8 | 2.9 | 7 | 333 | 160 | 1,886 | 157.2 | 48.0 | 16 | 14 |
| 2003 | 14 | 877 | 3,528 | 252.0 | 400 | 938 | 67.0 | 2.3 | 5 | 477 | 213 | 2,590 | 185.0 | 44.7 | 12 | 21 |
| 2002 | 13 | 825 | 3,728 | 286.8 | 464 | 1,743 | 134.1 | 3.76 | 16 | 361 | 163 | 1,985 | 152.7 | 45.1 | 13 | 17 |
| 2001 | 12 | 832 | 4,752 | 396.0 | 375 | 1,399 | 116.6 | 3.73 | 9 | 457 | 261 | 3,353 | 279.4 | 57.1 | 25 | 18 |
| 2000 | 11 | 788 | 3,861 | 351.0 | 387 | 1,483 | 134.8 | 3.83 | 9 | 401 | 220 | 2,378 | 216.2 | 54.9 | 15 | 9 |
| 1999 | 11 | 800 | 3,840 | 349.1 | 452 | 1,675 | 152.3 | 3.71 | 18 | 200 | 188 | 2,165 | 196.8 | 94.0 | 11 | 17 |
| 1998 | 11 | 760 | 4,496 | 408.7 | 421 | 1,462 | 132.9 | 3.47 | 12 | 339 | 213 | 3,034 | 275.8 | 62.8 | 23 | 9 |
| 1997 | 11 | 788 | 3,821 | 347.4 | 384 | 1,274 | 115.8 | 3.32 | 13 | 404 | 203 | 2,547 | 231.5 | 50.2 | 11 | 14 |
| 1996 | 11 | 740 | 3,533 | 321.2 | 434 | 1,686 | 153.3 | 3.88 | 16 | 306 | 150 | 1,847 | 167.9 | 49.0 | 9 | 10 |
| 1995 | 11 | 789 | 3,398 | 308.9 | 446 | 1,491 | 135.5 | 3.34 | 11 | 343 | 158 | 1,907 | 173.4 | 46.1 | 8 | 13 |
| 1994 | 11 | 711 | 3,211 | 291.9 | 412 | 1,874 | 170.4 | 4.55 | 14 | 299 | 162 | 1,746 | 158.7 | 54.2 | 9 | 15 |
| 1993 | 11 | 734 | 4,353 | 395.7 | 434 | 2,149 | 195.4 | 4.95 | 20 | 300 | 176 | 2,204 | 200.4 | 58.7 | 20 | 13 |
| 1992 | 11 | 830 | 4,110 | 373.6 | 551 | 2,332 | 212.0 | 4.23 | 21 | 279 | 149 | 1,778 | 161.6 | 53.4 | 8 | 11 |
| 1991 | 11 | 789 | 4,229 | 384.5 | 548 | 2,676 | 243.3 | 4.88 | 22 | 241 | 125 | 1,782 | 162.0 | 51.9 | 11 | 11 |
| 1990 | 11 | 755 | 3,739 | 339.9 | 511 | 2,528 | 229.8 | 4.95 | 20 | 244 | 122 | 1,395 | 126.8 | 50.0 | 8 | 19 |
| 1989 | 11 | 800 | 4,172 | 379.3 | 504 | 2,166 | 196.9 | 4.30 | 23 | 296 | 173 | 2,006 | 182.4 | 58.4 | 5 | 14 |
| 1988 | 11 | 729 | 3,216 | 292.4 | 390 | 1,463 | 133.0 | 3.75 | 9 | 339 | 168 | 1,956 | 177.8 | 49.6 | 6 | 15 |
| 1987 | 11 | 749 | 3,530 | 320.9 | 439 | 1,726 | 156.9 | 3.93 | 8 | 310 | 169 | 1,804 | 164.0 | 54.5 | 9 | 11 |
| 1986 | 11 | 748 | 3,528 | 320.7 | 430 | 1,672 | 152.0 | 3.89 | 8 | 320 | 181 | 2,112 | 192.0 | 56.6 | 9 | 26 |
| 1985 | 11 | 751 | 3,336 | 303.3 | 388 | 1,428 | 129.8 | 3.68 | 6 | 363 | 185 | 2,158 | 196.2 | 51.0 | 6 | 20 |
| 1984 | 11 | 842 | 3,812 | 346.5 | 483 | 1,771 | 161.0 | 3.67 | 12 | 359 | 178 | 2,041 | 185.5 | 49.6 | 7 | 27 |
| 1983 | 11 | 751 | 3,589 | 326.3 | 489 | 1,863 | 169.4 | 3.81 | 19 | 262 | 145 | 1,726 | 156.9 | 55.3 | 11 | 16 |
| 1982 | 11 | 704 | 2,707 | 246.1 | 406 | 1,004 | 91.3 | 2.47 | 6 | 298 | 157 | 1,703 | 154.8 | 52.7 | 12 | 13 |
| 1981 | 11 | 762 | 3,698 | 336.2 | 561 | 2,096 | 190.5 | 3.74 | 26 | 201 | 105 | 1,602 | 145.6 | 52.2 | 16 | 11 |
| 1980 | 11 | 763 | 3,067 | 278.8 | 537 | 1,925 | 175.0 | 3.58 | 16 | 226 | 91 | 1,142 | 103.8 | 40.3 | 7 | 15 |
| 1979 | 11 | 793 | 3,336 | 303.3 | 528 | 1,784 | 162.2 | 3.38 | 7 | 265 | 120 | 1,552 | 141.1 | 45.3 | 10 | 14 |
| 1978 | 11 | 749 | 3,122 | 283.8 | 492 | 1,570 | 142.7 | 3.19 | 9 | 257 | 114 | 1,552 | 141.1 | 44.4 | 8 | 20 |
| 1977 | 11 | 735 | 3,504 | 318.5 | 504 | 2,024 | 184.0 | 4.02 | 15 | 231 | 105 | 1,480 | 134.5 | 45.5 | 7 | 15 |
| 1976 | 11 | 702 | 2,564 | 233.1 | 504 | 1,568 | 142.5 | 3.11 | 11 | 198 | 82 | 996 | 90.5 | 41.4 | 6 | 13 |
| 1975 | 11 | 771 | 3,121 | 283.7 | 558 | 1,919 | 174.5 | 3.44 | 13 | 213 | 89 | 1,202 | 109.3 | 41.8 | 10 | 13 |
| 1974 | 11 | 728 | 2,934 | 266.7 | 555 | 1,960 | 178.2 | 3.53 | 13 | 173 | 75 | 974 | 88.5 | 43.4 | 5 | 6 |
| 1973 | 11 | 662 | 3,021 | 274.6 | 460 | 1,554 | 141.3 | 3.38 | 10 | 202 | 91 | 1,467 | 133.4 | 45.0 | 9 | 14 |
| 1972 | 11 | 674 | 2,853 | 259.4 | 462 | 1,561 | 141.9 | 3.38 | 9 | 212 | 91 | 1,292 | 117.5 | 42.9 | 3 | 15 |
| 1971 | 11 | 695 | 2,798 | 254.4 | 472 | 1,690 | 153.6 | 3.58 | 12 | 223 | 101 | 1,108 | 100.7 | 45.3 | 4 | 17 |
| 1970 | 11 | 746 | 2,689 | 244.5 | 356 | 574 | 52.2 | 1.61 | 2 | 390 | 187 | 2,115 | 192.3 | 47.9 | 8 | 25 |
| 1969 | 10 | 714 | 2,802 | 280.2 | 384 | 384 | 38.9 | 1.1 | 5 | 361 | 166 | 1,896 | 189.6 | 46.0 | 8 | 18 |
| 1968 | 10 | 693 | 2,779 | 277.9 | 401 | 1,096 | 109.6 | 2.73 | 6 | 292 | 134 | 1,683 | 168.3 | 45.9 | 10 | 13 |
| 1967 | 10 | 683 | 2,777 | 277.7 | 459 | 1,460 | 146.0 | 3.18 | 8 | 224 | 109 | 1,317 | 131.7 | 48.7 | 6 | 10 |
| 1966 | 10 | 611 | 2,306 | 230.6 | 398 | 1,077 | 107.7 | 2.71 | 8 | 213 | 105 | 1,229 | 122.9 | 49.3 | 6 | 11 |
| 1965 | 10 | 628 | 2,452 | 245.2 | 373 | 997 | 99.7 | 2.67 | 12 | 255 | 126 | 1,455 | 145.5 | 49.4 | 8 | 16 |
| 1964 | 10 | 532 | 1,757 | 175.7 | 390 | 1,068 | 106.8 | 2.74 | 6 | 142 | 61 | 689 | 68.9 | 43.0 | 2 | 9 |
| 1963 | 10 | 575 | 2,163 | 216.3 | 404 | 1,013 | 101.3 | 2.51 | - | 171 | 91 | 1,150 | 115.0 | 53.2 | - | 9 |
| 1962 | 10 | 579 | 2,062 | 206.2 | 349 | 832 | 83.2 | 2.38 | - | 230 | 114 | 1,230 | 123.0 | 49.6 | - | 14 |
| 1961 | 10 | 564 | 1,703 | 170.3 | 386 | 794 | 79.4 | 2.06 | - | 178 | 81 | 909 | 90.9 | 45.5 | - | 18 |
| 1960 | 10 | 581 | 1,979 | 197.9 | 434 | 1,199 | 119.9 | 2.76 | - | 147 | 62 | 780 | 78.0 | 42.2 | - | 17 |
| 1959 | 10 | 625 | 1,432 | 143.2 | 456 | 908 | 90.8 | 1.99 | - | 169 | 56 | 524 | 52.4 | 33.1 | - | 13 |
| 1958 | 10 | 623 | 1,914 | 191.4 | 460 | 1,131 | 113.1 | 2.46 | 5 | 163 | 69 | 783 | 78.3 | 42.3 | 3 | 16 |

NOTE: Bowl games are not included in stats until 2002.

Bold indicates school record.

- INTRO
- THIS IS LSU
- TIGERS
- COACHES
- REVIEW
- HISTORY
- LSU

Year-by-Year Records/Milestones

INTRO
THIS IS LSU
TIGERS
COACHES
REVIEW
HISTORY
LSU

| SEASON | OVERALL | | | PCT. | CONFERENCE | | | COACH | HIGHLIGHTS | |
|--------|-----------------------|---|---|-------|------------|---|---|-------|--|---------------------------------------|
| | W | L | T | | W | L | T | | | |
| 1893 | 0 | 1 | 0 | .000 | 0 | 1 | 0 | .000 | C.E. Coates | |
| 1894 | 2 | 1 | 0 | .667 | 0 | 1 | 0 | .000 | A.P. Simmons | |
| 1895 | 3 | 0 | 0 | 1.000 | 2 | 0 | 0 | 1.000 | A.P. Simmons | First Undeclared Season |
| 1896 | 6 | 0 | 0 | 1.000 | 3 | 0 | 0 | 1.000 | A.W. Jeardeau | SIAA Co-Champion |
| 1897 | 1 | 1 | 0 | .500 | 0 | 0 | 0 | --- | A.W. Jeardeau | |
| 1898 | 1 | 0 | 0 | 1.000 | 1 | 0 | 0 | 1.000 | E.A. Chavanne | |
| 1899 | 1 | 4 | 0 | .250 | 1 | 2 | 0 | .333 | J.P. Gregg | |
| 1900 | 2 | 2 | 0 | .500 | 0 | 1 | 0 | .000 | E.A. Chavanne | |
| 1901 | 5 | 1 | 0 | .834 | 2 | 1 | 0 | .667 | W.S. Borland | |
| 1902 | 6 | 1 | 0 | .857 | 4 | 1 | 0 | .800 | W.S. Borland | SIAA Co-Champion |
| 1903 | 4 | 5 | 0 | .445 | 0 | 4 | 0 | .000 | W.S. Borland | |
| 1904 | 3 | 4 | 0 | .429 | 1 | 2 | 0 | .333 | D.A. Killian | |
| 1905 | 3 | 0 | 0 | 1.000 | 2 | 0 | 0 | 1.000 | D.A. Killian | |
| 1906 | 2 | 2 | 2 | .500 | 0 | 1 | 1 | .000 | D.A. Killian | |
| 1907 | 7 | 3 | 0 | .700 | 2 | 1 | 0 | .667 | Edgar R. Wingard | |
| 1908 | 10 | 0 | 0 | 1.000 | 2 | 0 | 0 | 1.000 | Edgar R. Wingard | SIAA Champion, First 10-Win Season |
| 1909 | 6 | 2 | 0 | .750 | 3 | 1 | 0 | .750 | J.G. Pritchard/ J.W. Mayhew | |
| 1910 | 1 | 5 | 0 | .167 | 0 | 3 | 0 | .000 | J.W. Mayhew | |
| 1911 | 6 | 3 | 0 | .667 | 1 | 1 | 0 | .500 | J.K. Dwyer | |
| 1912 | 4 | 3 | 0 | .571 | 1 | 3 | 0 | .250 | J.K. Dwyer | |
| 1913 | 6 | 1 | 2 | .857 | 1 | 1 | 1 | .500 | J.K. Dwyer | |
| 1914 | 4 | 4 | 1 | .500 | 0 | 1 | 1 | .000 | E.T. McDonald | |
| 1915 | 6 | 2 | 0 | .750 | 3 | 1 | 0 | .750 | E.T. McDonald | |
| 1916 | 7 | 1 | 2 | .785 | 2 | 1 | 1 | .667 | E.T. McDonald/ I.R. Pray/D.X. Bible | |
| 1917 | 3 | 5 | 0 | .375 | 1 | 3 | 0 | .275 | W. Sutton | |
| 1918 | No Games, World War I | | | | | | | | | |
| 1919 | 6 | 2 | 0 | .750 | 2 | 2 | 0 | .500 | Irving R. Pray | |
| 1920 | 5 | 3 | 1 | .625 | 0 | 3 | 0 | .000 | Branch Bocock | |
| 1921 | 6 | 1 | 1 | .857 | 2 | 1 | 1 | .667 | Branch Bocock | |
| 1922 | 3 | 7 | 0 | .300 | 1 | 2 | 0 | .333 | Irving R. Pray | |
| 1923 | 3 | 5 | 1 | .375 | 0 | 3 | 0 | .000 | Mike Donahue | |
| 1924 | 5 | 4 | 0 | .556 | 0 | 3 | 0 | .000 | Mike Donahue | |
| 1925 | 5 | 3 | 1 | .625 | 0 | 2 | 1 | .000 | Mike Donahue | |
| 1926 | 6 | 3 | 0 | .667 | 3 | 3 | 0 | .500 | Mike Donahue | |
| 1927 | 4 | 4 | 1 | .500 | 2 | 3 | 1 | .400 | Mike Donahue | |
| 1928 | 6 | 2 | 1 | .750 | 3 | 1 | 1 | .750 | Russ Cohen | |
| 1929 | 6 | 3 | 0 | .667 | 3 | 1 | 0 | .750 | Russ Cohen | |
| 1930 | 6 | 4 | 0 | .600 | 2 | 3 | 0 | .400 | Russ Cohen | |
| 1931 | 5 | 4 | 0 | .556 | 2 | 2 | 0 | .500 | Russ Cohen | |
| 1932 | 6 | 3 | 1 | .667 | 3 | 0 | 0 | 1.000 | Biff Jones | SIC Co-Champion |
| 1933 | 7 | 0 | 3 | .850 | 3 | 0 | 2 | .800 | Biff Jones | |
| 1934 | 7 | 2 | 2 | .800 | 4 | 2 | 0 | .667 | Biff Jones | |
| 1935 | 9 | 2 | 0 | .818 | 5 | 0 | 0 | 1.000 | Bernie Moore | SEC Champion, Sugar Bowl |
| 1936 | 9 | 1 | 1 | .864 | 6 | 0 | 0 | 1.000 | Bernie Moore | SEC Champion, Sugar Bowl |
| 1937 | 9 | 2 | 0 | .818 | 5 | 1 | 0 | .833 | Bernie Moore | Sugar Bowl |
| 1938 | 6 | 4 | 0 | .600 | 2 | 4 | 0 | .333 | Bernie Moore | |
| 1939 | 4 | 5 | 0 | .444 | 1 | 5 | 0 | .167 | Bernie Moore | |
| 1940 | 6 | 4 | 0 | .600 | 3 | 3 | 0 | .500 | Bernie Moore | |
| 1941 | 4 | 4 | 2 | .500 | 2 | 2 | 2 | .500 | Bernie Moore | |
| 1942 | 7 | 3 | 0 | .700 | 3 | 2 | 0 | .600 | Bernie Moore | |
| 1943 | 6 | 3 | 0 | .667 | 2 | 2 | 0 | .500 | Bernie Moore | Orange Bowl |
| 1944 | 2 | 5 | 1 | .313 | 2 | 3 | 1 | .417 | Bernie Moore | |
| 1945 | 7 | 2 | 0 | .778 | 5 | 2 | 0 | .714 | Bernie Moore | |
| 1946 | 9 | 1 | 1 | .864 | 5 | 1 | 0 | .833 | Bernie Moore | Cotton Bowl |
| 1947 | 5 | 3 | 1 | .611 | 2 | 3 | 1 | .417 | Bernie Moore | |
| 1948 | 3 | 7 | 0 | .300 | 1 | 5 | 0 | .167 | Gaynell Tinsley | |
| 1949 | 8 | 3 | 0 | .727 | 4 | 2 | 0 | .667 | Gaynell Tinsley | Sugar Bowl |
| 1950 | 4 | 5 | 2 | .455 | 2 | 3 | 2 | .429 | Gaynell Tinsley | |
| 1951 | 7 | 3 | 1 | .682 | 4 | 2 | 1 | .643 | Gaynell Tinsley | |
| 1952 | 3 | 7 | 0 | .300 | 2 | 5 | 0 | .286 | Gaynell Tinsley | |
| 1953 | 5 | 3 | 3 | .590 | 2 | 3 | 3 | .438 | Gaynell Tinsley | |
| 1954 | 5 | 6 | 0 | .455 | 2 | 5 | 0 | .286 | Gaynell Tinsley | |
| 1955 | 3 | 5 | 2 | .400 | 2 | 3 | 1 | .417 | Paul Dietzel | |
| 1956 | 3 | 7 | 0 | .300 | 1 | 5 | 0 | .167 | Paul Dietzel | |
| 1957 | 5 | 5 | 0 | .500 | 4 | 4 | 0 | .500 | Paul Dietzel | |
| 1958 | 11 | 0 | 0 | 1.000 | 6 | 0 | 0 | 1.000 | Paul Dietzel | SEC and National Champion, Sugar Bowl |
| 1959 | 9 | 2 | 0 | .818 | 5 | 1 | 0 | .833 | Paul Dietzel | Sugar Bowl |
| 1960 | 5 | 4 | 1 | .550 | 2 | 3 | 1 | .417 | Paul Dietzel | |
| 1961 | 10 | 1 | 0 | .909 | 6 | 0 | 0 | 1.000 | Paul Dietzel | SEC Co-Champion, Orange Bowl |
| 1962 | 9 | 1 | 1 | .864 | 5 | 1 | 0 | .833 | Charles McClendon | Cotton Bowl |
| 1963 | 7 | 4 | 0 | .636 | 4 | 2 | 0 | .667 | Charles McClendon | Bluebonnet Bowl |
| 1964 | 8 | 2 | 1 | .772 | 4 | 2 | 1 | .643 | Charles McClendon | Sugar Bowl |
| 1965 | 8 | 3 | 0 | .727 | 3 | 3 | 0 | .500 | Charles McClendon | Cotton Bowl |
| 1966 | 5 | 4 | 1 | .550 | 3 | 3 | 0 | .500 | Charles McClendon | |
| 1967 | 7 | 3 | 1 | .682 | 3 | 2 | 1 | .583 | Charles McClendon | Sugar Bowl |
| 1968 | 8 | 3 | 0 | .727 | 4 | 2 | 0 | .667 | Charles McClendon | Peach Bowl |
| 1969 | 9 | 1 | 0 | .900 | 4 | 1 | 0 | .800 | Charles McClendon | |
| 1970 | 9 | 3 | 0 | .750 | 5 | 0 | 0 | 1.000 | Charles McClendon | SEC Champion, Orange Bowl |
| 1971 | 9 | 3 | 0 | .750 | 3 | 2 | 0 | .600 | Charles McClendon | Sun Bowl |
| 1972 | 9 | 2 | 1 | .792 | 4 | 1 | 1 | .750 | Charles McClendon | Bluebonnet Bowl |
| 1973 | 9 | 3 | 0 | .750 | 5 | 1 | 0 | .833 | Charles McClendon | Orange Bowl |
| 1974 | 5 | 5 | 1 | .500 | 2 | 4 | 0 | .250 | Charles McClendon | |
| 1975 | 5 | 6 | 0 | .454 | 2 | 4 | 0 | .250 | Charles McClendon | |
| 1976 | 7 | 3 | 1 | .682 | 3 | 3 | 0 | .500 | Charles McClendon | |

| SEASON | OVERALL | | | PCT. | CONFERENCE | | | COACH | HIGHLIGHTS | |
|---------------|------------|------------|-----------|-------------|------------|------------|-----------|-------------|------------------------------|--|
| | W | L | T | | W | L | T | | | |
| 1977 | 8 | 4 | 0 | .667 | 4 | 2 | 0 | .667 | Charles McClendon | Sun Bowl |
| 1978 | 8 | 4 | 0 | .667 | 3 | 3 | 0 | .500 | Charles McClendon | Liberty Bowl |
| 1979 | 7 | 5 | 0 | .583 | 4 | 2 | 0 | .667 | Charles McClendon | Tangerine Bowl |
| 1980 | 7 | 4 | 0 | .636 | 4 | 2 | 0 | .667 | Jerry Stovall | |
| 1981 | 3 | 7 | 1 | .318 | 1 | 4 | 1 | .250 | Jerry Stovall | |
| 1982 | 8 | 3 | 1 | .708 | 4 | 1 | 1 | .750 | Jerry Stovall | Orange Bowl |
| 1983 | 4 | 7 | 0 | .364 | 0 | 6 | 0 | .000 | Jerry Stovall | |
| 1984 | 8 | 3 | 1 | .708 | 4 | 1 | 1 | .750 | Bill Arnsparger | Sugar Bowl |
| 1985 | 9 | 2 | 1 | .792 | 4 | 1 | 1 | .750 | Bill Arnsparger | Liberty Bowl |
| 1986 | 9 | 3 | 0 | .750 | 5 | 1 | 0 | .833 | Bill Arnsparger | SEC Champion, Sugar Bowl |
| 1987 | 10 | 1 | 1 | .875 | 5 | 1 | 0 | .833 | Mike Archer | Gator Bowl |
| 1988 | 8 | 4 | 0 | .667 | 6 | 1 | 0 | .857 | Mike Archer | SEC Co-Champion, Hall of Fame Bowl |
| 1989 | 4 | 7 | 0 | .364 | 2 | 5 | 0 | .286 | Mike Archer | |
| 1990 | 5 | 6 | 0 | .455 | 2 | 5 | 0 | .286 | Mike Archer | |
| 1991 | 5 | 6 | 0 | .455 | 3 | 4 | 0 | .429 | Curley Hallman | |
| 1992 | 2 | 9 | 0 | .182 | 1 | 7 | 0 | .125 | Curley Hallman | |
| 1993 | 5 | 6 | 0 | .455 | 3 | 5 | 0 | .375 | Curley Hallman | |
| 1994 | 4 | 7 | 0 | .364 | 3 | 5 | 0 | .375 | Curley Hallman | |
| 1995 | 7 | 4 | 1 | .625 | 4 | 3 | 1 | .563 | Gerry DiNardo | Independence Bowl |
| 1996 | 10 | 2 | 0 | .833 | 6 | 2 | 0 | .750 | Gerry DiNardo | SEC West Co-Champs, Peach Bowl |
| 1997 | 9 | 3 | 0 | .750 | 6 | 2 | 0 | .750 | Gerry DiNardo | SEC West Co-Champs, Independence Bowl |
| 1998 | 4 | 7 | 0 | .364 | 2 | 6 | 0 | .250 | Gerry DiNardo | |
| 1999 | 3 | 8 | 0 | .273 | 1 | 7 | 0 | .125 | Gerry DiNardo/ Hal Hunter | |
| 2000 | 8 | 4 | 0 | .667 | 5 | 3 | 0 | .625 | Nick Saban | Peach Bowl |
| 2001 | 10 | 3 | 0 | .769 | 5 | 3 | 0 | .625 | Nick Saban | SEC Champions, Sugar Bowl |
| 2002 | 8 | 5 | 0 | .615 | 5 | 3 | 0 | .625 | Nick Saban | Cotton Bowl |
| 2003 | 13 | 1 | 0 | .928 | 7 | 1 | 0 | .875 | Nick Saban | SEC and National Champions, Sugar Bowl |
| 2004 | 9 | 3 | 0 | .750 | 6 | 2 | 0 | .750 | Nick Saban | Capital One Bowl |
| 2005 | 11 | 2 | 0 | .846 | 7 | 1 | 0 | .875 | Les Miles | SEC West Champions, Peach Bowl |
| 2006 | 11 | 2 | 0 | .846 | 6 | 2 | 0 | .750 | Les Miles | Sugar Bowl |
| | | | | SIAA | 37 | 38 | 5 | .494 | 1893-1922 | 3 SIAA CHAMPIONSHIPS |
| | | | | SIC | 18 | 21 | 3 | .464 | 1923-1932 | 1 SICC CHAMPIONSHIP |
| | | | | SEC | 253 | 189 | 22 | .569 | 1933-PRESENT | 9 SEC CHAMPIONSHIPS |
| TOTALS | 680 | 376 | 47 | .637 | 315 | 250 | 30 | .555 | 1893-PRESENT | 37 BOWL APPEARANCES |

Milestones

FIRSTS AND LASTS

| | |
|-----------------------|---|
| First Game: | 1893 vs. Tulane (L, 34-0) at New Orleans, La. |
| First Victory: | 1894 vs. Natchez AC (W, 36-0) at Natchez, Miss. |
| First Loss: | 1893 vs. Tulane (L, 34-0) at New Orleans, La. |
| First Perfect Season: | 1895, record was 3-0-0 |
| Last Perfect Season: | 1958, record was 11-0 (NATIONAL CHAMPION) |
| GAMES | |
| 50th Game: | 1904 vs. Shreveport AC (L, 16-0) at Shreveport, La. |
| 100th Game: | 1911 vs. Louisiana Normal (W, 46-0) at Baton Rouge |
| 200th Game: | 1923 vs. Mississippi State (L, 14-7) at Starkville, Miss. |
| 300th Game: | 1934 vs. George Washington (W, 6-0) at Washington, D.C. |
| 400th Game: | 1944 vs. Georgia (W, 15-7) at Atlanta, Ga. |
| 500th Game: | 1954 vs. Georgia Tech (L, 30-20) at Atlanta, Ga. |
| 600th Game: | 1963 vs. Mississippi State (L, 7-6) at Jackson, Miss. |
| 700th Game: | 1972 vs. Mississippi St. (W, 28-14) at Baton Rouge |
| 800th Game: | 1981 vs. Florida (L, 24-10) at Baton Rouge |
| 900th Game: | 1989 vs. Tulane (W, 27-7) at New Orleans, La. |
| 1000th Game: | 1998 vs. Alabama (L, 22-16) at Baton Rouge |
| 1100th Game: | 2006 vs. Alabama (W, 28-14) at Baton Rouge |

VICTORIES

| | |
|---------------|---|
| 1st Win: | 1894 vs. Natchez AC (36-0) at Natchez, Miss. |
| 50th Win: | 1908 vs. Southwestern (Tenn.) (55-0) at Baton Rouge |
| 100th Win: | 1919 vs. Southwestern La. (39-0) at Baton Rouge |
| 150th Win: | 1929 vs. Southwestern La. (58-0) at Baton Rouge |
| 200th Win: | 1936 vs. Mississippi State (12-0) at Baton Rouge |
| 250th Win: | 1945 vs. Georgia (32-0) at Athens, Ga. |
| 300th Win: | 1954 vs. Florida (20-7) at Baton Rouge |
| 350th Win: | 1962 vs. Texas A&M (21-0) at Baton Rouge |
| 400th Win: | 1968 vs. Tulane (34-10) at New Orleans, La. |
| 450th Win: | 1974 vs. Tulane (24-22) at Baton Rouge |
| 500th Win: | 1982 vs. Kentucky (34-10) at Lexington, Ky. |
| 550th Win: | 1988 vs. Alabama (19-18) at Tuscaloosa, Ala. |
| 600th Win: | 1997 vs. Kentucky (63-28) at Lexington, Ky. |
| 650th Win: | 2004 vs. Oregon State (22-21) at Baton Rouge |
| LOSSES | |
| 50th Loss: | 1917 vs. Mississippi State (0-9) at Baton Rouge |
| 100th Loss: | 1934 vs. Tulane (12-13) at Baton Rouge |
| 150th Loss: | 1950 vs. Oklahoma (Sugar Bowl) (0-35) at New Orleans, La. |
| 200th Loss: | 1963 vs. Rice (12-21) at Houston, Texas |
| 250th Loss: | 1977 vs. Stanford (Sun Bowl) (14-24) at El Paso, Texas |
| 300th Loss: | 1990 vs. Florida (8-34) at Gainesville, Fla. |

LSU vs. All Opponents

| OPPONENT | SERIES RECORD | FIRST, LAST GAME |
|--------------------------|------------------|-------------------|
| Akron | 1-0-0 | 1997 |
| Alabama | 22-43-5 | 1895, 2006 |
| Appalachian State | 1-0-0 | 2005 |
| Arizona | 3-0-0 | 1984, 2006 |
| Arizona State | 1-0-0 | 2005 |
| Arkansas | 33-17-2 | 1901, 2006 |
| Arkansas State | 3-0-0 | 1991, 2004 |
| Army | 0-1-0 | 1931 |
| Auburn | 21-19-1 | 1901, 2006 |
| Baylor | 8-3-0 | 1907, 1985 |
| Boston College | 2-0-0 | 1947, 1953 |
| Cal State Fullerton | 1-0-0 | 1987 |
| Centenary | 3-1-1 | 1895, 1933 |
| Chattanooga | 1-0-0 | 1954 |
| Cincinnati | 0-1-0 | 1897 |
| Citadel | 1-0-0 | 2002 |
| Clemson | 2-0-0 | 1959, 1996 |
| Colorado | 5-1-0 | 1962, 1980 |
| Colorado State | 1-1-0 | 1985, 1992 |
| Cumberland | 0-1-0 | 1903 |
| Duke | 1-1-0 | 1929, 1958 |
| East Carolina | 1-0-0 | 1985 |
| Florida | 22-28-3 | 1937, 2006 |
| Florida State | 2-7-0 | 1968, 1991 |
| Fordham | 2-0-0 | 1942, 1946 |
| Fresno State | 1-0-0 | 2006 |
| George Washington | 1-0-0 | 1934 |
| Georgia | 14-11-1 | 1928, 2005 |
| Georgia Tech | 6-12-0 | 1915, 2000 |
| Hardin-Simmons | 1-0-0 | 1958 |
| Haskell | 1-1-0 | 1908, 1914 |
| Havana University | 1-0-0 | 1907 |
| Holy Cross | 2-1-0 | 1939, 1941 |
| Houston | 2-1-0 | 1996, 2000 |
| Howard | 1-0-0 | 1907 |
| Idaho | 1-0-0 | 1998 |
| Illinois | 1-0-0 | 2002 |
| Indiana | 2-1-0 | 1924, 1978 |
| Iowa | 0-1-0 | 2004 |
| Iowa State | 1-0-0 | 1971 |
| Jefferson College | 6-0-0 | 1913, 1920 |
| Kansas State | 1-0-0 | 1980 |
| Kentucky | 38-15-1 | 1949, 2006 |
| Louisiana College | 2-0-0 | 1928, 1929 |
| 1 - Louisiana-Lafayette | 21-0-0 | 1902, 2006 |
| 2 - Louisiana-Monroe | 1-0-0 | 2003 |
| Louisiana Tech | 16-1-0 | 1901, 2003 |
| Loyola (New Orleans) | 4-1-0 | 1922, 1939 |
| Manhattan | 1-0-0 | 1935 |
| Maryland | 0-3-0 | 1951, 1955 |
| Mercer | 1-0-0 | 1940 |
| Miami (Fla.) | 9-3-0 | 1946, 2005 |
| Miami (Ohio) | 2-1-0 | 1986, 2002 |
| Michigan State | 1-0-0 | 1995 |
| Middle Tennessee | 1-0-0 | 2001 |
| Millsaps | 2-1-0 | 1900, 1933 |
| Mississippi | 54-37-4 | 1894, 2006 |
| Mississippi College | 9-0-1 | 1910, 1923 |
| Mississippi State | 64-33-3 * | 1896, 2006 |
| Missouri | 0-1-0 | 1978 |
| Nebraska | 0-5-1 | 1971, 1987 |
| New Mexico State | 1-0-0 | 1996 |

| OPPONENT | SERIES RECORD | FIRST, LAST GAME |
|------------------------|----------------|-------------------|
| North Carolina | 5-1-0 | 1948, 1986 |
| 3 - Northwestern State | 10-0-0 | 1911, 1942 |
| Notre Dame | 5-5-0 | 1970, 2006 |
| North Texas | 2-0-0 | 1995, 2005 |
| Ohio | 1-0-0 | 1989, 1989 |
| Ohio State | 0-1-1 | 1987 |
| Oklahoma | 1-1-0 | 1950, 2004 |
| Oklahoma State | 1-0-0 | 1956 |
| Oregon | 2-1-0 | 1932, 1977 |
| Oregon State | 4-0-0 | 1976, 2004 |
| Pacific | 3-0-0 | 1950, 1972 |
| Penn State | 0-1-0 | 1974 |
| Rice | 37-13-5 | 1915, 1995 |
| Rutgers | 0-1-0 | 1922 |
| San Jose State | 1-0-0 | 1999 |
| Santa Clara | 0-2-0 | 1937, 1938 |
| Sewanee | 3-6-0 | 1899, 1932 |
| SMU | 0-1-1 | 1922, 1934 |
| South Carolina | 14-2-1 | 1930, 2003 |
| S.D. Wesleyan | 1-0-0 | 1930 |
| Southeastern Louisiana | 1-0-0 | 1949 |
| Southern Cal | 1-1-0 | 1979, 1984 |
| Southern Mississippi | 1-1-0 | 1951, 1994 |
| Southwestern (Tenn.) | 1-0-0 | 1908 |
| Southwestern Texas | 1-0-0 | 1911 |
| Spring Hill | 8-0-0 | 1920, 1932 |
| Stanford | 0-1-0 | 1977 |
| Syracuse | 1-1-0 | 1965, 1989 |
| TCU | 5-2-1 | 1931, 1968 |
| Tennessee | 6-20-3 | 1925, 2006 |
| Texas | 7-9-1 | 1896, 2003 |
| Texas A&M | 26-20-3 | 1899, 1995 |
| Texas-El Paso | 1-0-0 | 1997 |
| Texas Tech | 2-0-0 | 1954, 1957 |
| Transylvania | 1-0-0 | 1909 |
| Troy | 1-0-0 | 2004 |
| Tulane | 66-22-7 | 1893, 2006 |
| UAB | 0-1-0 | 2000 |
| Utah | 2-0-0 | 1974, 1976 |
| Utah State | 2-0-0 | 1993, 2001 |
| Vanderbilt | 20-7-1 | 1902, 2005 |
| Virginia Tech | 0-1-0 | 2002 |
| Wake Forest | 3-0-0 | 1960, 1979 |
| Washington | 1-0-0 | 1983 |
| Western Carolina | 1-0-0 | 2000 |
| Western Illinois | 1-0-0 | 2003 |
| Wichita State | 1-0-0 | 1984 |
| Wisconsin | 2-0-0 | 1971, 1972 |
| Wyoming | 3-0-0 | 1968, 1978 |

2007 opponents in bold.

* - 1975 and 1976 games forfeited to LSU by NCAA

1 - Formerly Southwestern Louisiana

2 - Formerly Northeast Louisiana

3 - Formerly Louisiana Normal

LSU's all-time record is 669-374-47. In addition to each of the opponents listed above, LSU has fashioned an 18-4 record against a group of opponents consisting of military and club teams, which balances the all time won-lost record with the aforementioned total.

INTRO
THIS IS LSU
TIGERS
COACHES
REVIEW
HISTORY
LSU

Year-by-Year Results

INTRO

THIS IS LSU

TIGERS

COACHES

REVIEW

HISTORY

LSU

1893

Record: 0-1-0

SIAA: 0-1-0

Coach Dr. Charles E. Coates

Captain: Ruffin G. Pleasant (QB)

Nov. 25 at Tulane L 0-34

1894

Record: 2-1-0

SIAA: 0-1-0

Coach Albert P. Simmons

Captain: Samuel Marmaduke Dinwiddie Clark (FB)

Nov. 30 at Natchez AC W 26-0

Dec. 3 Ole Miss L 6-26

Dec. 21 Centenary W 30-0

1895

Record: 3-0-0

SIAA: 2-0-0

Coach Albert P. Simmons

Captain: J.E. Snyder (QB)

Oct. 26 Tulane W 8-4

Nov. 2 at Centenary (1) W 16-6

Nov. 18 Alabama W 12-6

1896

Record: 6-0-0

SIAA: 3-0-0

Coach Allen W. Jeardeau

Captain: Edwin Allen (Ned) Scott (T)

Oct. 10 Centenary W 46-0

Oct. 24 at Tulane W 6-0

Nov. 13 at Ole Miss (2) W 12-4

Nov. 16 Texas W 14-0

Nov. 20 Mississippi State W 52-0

Nov. 28 at Southern AC (3) W 6-0

1897

Record: 1-1-0

SIAA: 0-0-0

Coach Allen W. Jeardeau

Captain: Edwin Allen (Ned) Scott (T)

Dec. 20 Montgomery AC W 28-6

Jan. 8 Cincinnati L 0-26

1898

Record: 1-0-0

SIAA: 1-0-0

Coach Edmond A. Chavanne

Captain: Edmond A. Chavanne (T)

Dec. 14 Tulane W 37-0

1899

Record: 1-4-0

SIAA: 1-2-0

Coach John P. Gregg

Captain: Hulette F. Aby (T)

Nov. 3 at Ole Miss (4) L 0-11

Nov. 10 Lake Charles HS* W 48-0

Nov. 12 Sewanee L 0-34

Nov. 30 at Texas L 0-29

Dec. 2 at Texas A&M L 0-52

Dec. 8 Tulane W 38-0

* - Exhibition game

1900

Record: 2-2-0

SIAA: 0-1-0

Coach Edmond A. Chavanne

Captain: I.H. Schwing (QB)

Nov. 11 Millsaps W 70-0

Nov. 17 at Tulane L 0-29

Nov. 30 at Millsaps L 5-6

Dec. 5 LSU Alumni W 10-0

1901

Record: 5-1-0

SIAA: 2-1-0

Coach W. S. Borland

Captain: E.L. Gorham (HB)

Oct. 28 at Louisiana Tech W 57-0

Nov. 7 Ole Miss W 46-0

Nov. 16 at Tulane W 11-0

Nov. 20 Auburn L 0-28

Nov. 28 YMCA-N.O. W 38-0

Dec. 5 Arkansas W 15-0

1902

Record: 6-1-0

SIAA: 4-1-0

Coach W.S. Borland

Captain: Henry E. Landry (FB)

Oct. 16 at Southwestern Louisiana W 42-0

Oct. 18 Texas (16) W 5-0

Oct. 27 Auburn W 5-0

Nov. 8 Ole Miss (3) W 6-0

Nov. 17 Vanderbilt L 5-27

Nov. 27 at Mississippi State W 6-0

Nov. 29 at Alabama W 11-0

1903

Record: 4-5-0

SIAA: 0-4-0

Coach W. S. Borland

Captain: J.J. Coleman (HB)

Oct. 14 LSU Alumni W 16-0

Oct. 24 Eagles-N.O. W 33-0

Oct. 30 at Louisiana Tech W 16-0

Oct. 31 at Shreveport AC W 5-0

Nov. 7 at Mississippi State L 0-11

Nov. 9 at Alabama L 0-18

Nov. 11 at Auburn L 0-12

Nov. 16 Cumberland L 0-41

Nov. 21 Ole Miss (3) L 0-11

1904

Record: 3-4-0

SIAA: 1-2-0

Coach Dan A. Killian

Captain: E.L. Klock (T)

Oct. 16 Louisiana Tech W 17-0

Oct. 22 at Shreveport AC L 0-16

Oct. 23 at Louisiana Tech L 0-6

Nov. 5 Ole Miss W 5-0

Nov. 10 Nashville Med W 16-0

Nov. 19 at Tulane L 0-5

Dec. 1 Alabama L 0-11

1905

Record: 3-0-0

SIAA: 2-0-0

Coach Dan A. Killian

Captain: Frank M. Edwards (G)

Nov. 18 Louisiana Tech W 16-0

Nov. 25 at Tulane W 5-0

Dec. 1 Mississippi State W 15-0

1906

Record: 2-2-2

SIAA: 0-1-1

Coach Dan A. Killian

Captain: E.E. Weil (FB)

Oct. 10 Monroe AC W 5-0

Oct. 20 Ole Miss L 0-9

Oct. 27 at Mississippi State T 0-0

Nov. 9 Louisiana Tech W 17-0

Nov. 19 Texas A&M L 12-21

Nov. 29 Arkansas T 6-6

1907

Record: 7-3-0

SIAA: 2-1-0

Coach Edgar R. Wingard

Captain: Solle W. Brannon (QB)

Oct. 11 Louisiana Tech W 28-0

Oct. 19 at Texas L 5-12

Oct. 21 at Texas A&M L 5-11

Oct. 28 Howard W 57-0

Nov. 6 Arkansas W 17-12

Nov. 9 Mississippi State W 23-11

Nov. 16 at Ole Miss (20) W 23-0

Nov. 23 at Alabama (5) L 4-6

Nov. 30 Baylor W 48-0

Dec. 25 at Havana, Cuba W 56-0

1908

National Champions (National Championship Foundation)

Record: 10-0-0

SIAA: 2-0-0

Coach Edgar R. Wingard

Captain: Marshall H. (Cap) Gandy (T)

Oct. 3 YMG-N.O. W 41-0

Oct. 11 Jackson Br.-N.O. W 81-5

Oct. 17 Texas A&M (3) W 26-0

Oct. 26 Southwestern, Tenn W 55-0

Oct. 31 at Auburn W 10-2

Nov. 7 Mississippi State W 50-0

Nov. 10 Baylor W 89-0

Nov. 16 at Haskell (3) W 32-0

Nov. 23 at Louisiana Tech W 22-0

Nov. 26 at Arkansas (6) W 36-4

1909

Record: 6-2-0

SIAA: 3-1-0

Coaches Joe G. Pritchard / John W. Mayhew

Captain: R.L. (Big) Stovall (C)

Oct. 2 Jackson Br.-N.O. W 70-0

Oct. 9 Ole Miss W 10-0

Oct. 16 Mississippi State W 15-0

Oct. 30 Sewanee (3) L 6-15

Nov. 4 at Louisiana Tech (7) W 23-0

Nov. 13 at Arkansas (8) L 0-16

Nov. 18 Transylvania W 52-0

Nov. 25 at Alabama (9) W 12-6

1910

Record: 1-5-0

SIAA: 0-3-0

Coach John W. Mayhew

Captain: Bill Seip (E)

Oct. 15 Mississippi College W 40-0

Oct. 21 at Mississippi State (10) L 0-3

Oct. 29 Sewanee (3) L 5-31

Nov. 5 at Vanderbilt L 0-22

Nov. 19 at Texas L 0-12

Nov. 24 at Arkansas (6) L 0-51

1911

Record: 6-3-0

SIAA: 1-1-0

Coach James K. (Pat) Dwyer

Captain: Arthur J. (Tommy) Thomas (G)

Oct. 7 Southwestern Louisiana W 42-0

Oct. 14 Louisiana Normal W 46-0

Oct. 20 Mississippi College W 40-0

Oct. 28 Meteor AC W 40-0

Nov. 4 at Baylor W 6-0

Nov. 12 at Mississippi State (11) L 0-6

Nov. 18 at Southwest Texas (12) L 6-17

Nov. 30 at Arkansas (6) L 0-11

Dec. 9 Tulane W 6-0

1912

Record: 4-3-0

SIAA: 1-3-0

Coach James K. (Pat) Dwyer

Captain: Charles S. Reiley (T)

Oct. 5 Southwestern Louisiana W 85-3

Oct. 11 Mississippi College W 45-0

Oct. 19 Ole Miss L 7-10

Nov. 2 Mississippi State L 0-7

Nov. 9 at Auburn (5) L 0-7

Nov. 16 at Arkansas (6) W 7-6

Nov. 28 Tulane W 21-3

1913

Record: 6-1-2

SIAA: 1-1-1

Coach James K. (Pat) Dwyer

Captain: T.W. (Tom) Dutton (C)

Oct. 4 at Louisiana Tech W 20-2

Oct. 11 at Southwestern Louisiana W 26-0

Oct. 18 Jefferson College W 45-6

Oct. 23 Baylor W 50-0

Nov. 1 at Auburn (5) L 0-7

Nov. 8 Arkansas (13) W 12-7

Nov. 15 at Mississippi State T 0-0

Nov. 22 Tulane W 40-0

Nov. 27 at Texas A&M (12) T 7-7

1914

Record: 4-4-1

SIAA: 0-1-1

Coach E.T. McDonald

Captain: George B. Spencer (T)

| | | | |
|----------|------------------------|---|-------|
| Sept. 27 | Southwestern Louisiana | W | 54-0 |
| Oct. 3 | Louisiana Tech | W | 60-0 |
| Oct. 10 | Mississippi College | W | 14-0 |
| Oct. 17 | Ole Miss | L | 0-21 |
| Oct. 24 | Jefferson College | W | 14-13 |
| Oct. 31 | at Texas A&M (14) | L | 9-63 |
| Nov. 7 | Arkansas (13) | L | 12-20 |
| Nov. 14 | at Haskell (3) | L | 0-31 |
| Nov. 26 | at Tulane | T | 0-0 |

1915

Record: 6-2-0

SIAA: 3-1-0

Coach E.T. McDonald

Captain: Alfred J. Reid (FB)

| | | | |
|---------|---------------------|---|------|
| Oct. 1 | Jefferson College | W | 42-0 |
| Oct. 8 | Mississippi College | W | 14-0 |
| Oct. 15 | at Ole Miss | W | 28-0 |
| Oct. 22 | Georgia Tech (3) | L | 7-36 |
| Oct. 29 | Mississippi State | W | 10-0 |
| Nov. 5 | Arkansas (13) | W | 13-7 |
| Nov. 17 | at Rice | L | 0-6 |
| Nov. 25 | Tulane | W | 12-0 |

1916

Record: 7-1-2

SIAA: 2-1-1

Coach E.T. McDonald / I.R. Pray / D.X. Bible

Captain: Phillip Cooper (T)

| | | | |
|----------|---------------------------|---|-------|
| Sept. 30 | at Southwestern Louisiana | W | 24-0 |
| Oct. 7 | Jefferson College | W | 59-0 |
| Oct. 14 | at Texas A&M (15) | W | 13-0 |
| Oct. 21 | Mississippi College | W | 50-7 |
| Oct. 28 | Sewanee (3) | L | 0-7 |
| Nov. 5 | at Arkansas (13) | W | 17-7 |
| Nov. 12 | at Mississippi State | W | 13-3 |
| Nov. 19 | Ole Miss | W | 41-0 |
| Nov. 24 | Rice | T | 7-7 |
| Nov. 30 | at Tulane | T | 14-14 |

1917

Record: 3-5-0

SIAA: 1-3-0

Coach Wayne Sutton

Captain: Arthur (Mickey) O'Quinn (E)

| | | | |
|---------|------------------------|---|------|
| Oct. 6 | Southwestern Louisiana | W | 20-6 |
| Oct. 13 | at Ole Miss | W | 52-7 |
| Oct. 20 | Sewanee (3) | L | 0-3 |
| Oct. 27 | at Texas A&M (16) | L | 0-27 |
| Nov. 3 | at Arkansas (13) | L | 0-14 |
| Nov. 10 | Mississippi College | W | 34-0 |
| Nov. 17 | Mississippi State | L | 0-9 |
| Nov. 29 | Tulane | L | 6-28 |

1918

NO TEAM (WORLD WAR I)

1919

Record: 6-2-0

SIAA: 2-2-0

Coach Irving R. Pray

Captain: T.W. Dutton (C)

| | | | |
|---------|------------------------|---|------|
| Oct. 4 | Southwestern Louisiana | W | 39-0 |
| Oct. 11 | Jefferson College | W | 38-0 |
| Oct. 18 | Ole Miss | W | 13-0 |
| Oct. 25 | at Arkansas (13) | W | 20-0 |
| Nov. 1 | at Mississippi State | L | 0-6 |
| Nov. 8 | Mississippi College | W | 24-0 |
| Nov. 15 | Alabama | L | 0-23 |
| Nov. 22 | at Tulane | W | 27-6 |

1920

Record: 5-3-1

SIAA: 0-3-0

Coach Branch Bocock

Captain: Roy L. Benoit (QB)

| | | | |
|---------|---------------------|---|------|
| Oct. 2 | Jefferson College | W | 81-0 |
| Oct. 2 | Louisiana Normal | W | 34-0 |
| Oct. 9 | Spring Hill | W | 40-0 |
| Oct. 16 | at Texas A&M | T | 0-0 |
| Oct. 23 | Mississippi State | L | 7-12 |
| Oct. 30 | Mississippi College | W | 41-9 |
| Nov. 6 | at Arkansas (13) | W | 3-0 |
| Nov. 13 | at Alabama | L | 0-21 |
| Nov. 25 | Tulane | L | 0-21 |

1921

Record: 6-1-1

SIAA: 2-1-1

Coach Branch Bocock

Captain: F.L. (Fritz) Spence (E)

| | | | |
|---------|----------------------|---|-------|
| Oct. 8 | Louisiana Normal | W | 78-0 |
| Oct. 15 | Texas A&M | W | 6-0 |
| Oct. 22 | Spring Hill | W | 41-7 |
| Oct. 29 | Alabama (3) | T | 7-7 |
| Nov. 5 | at Arkansas (13) | W | 10-7 |
| Nov. 12 | Ole Miss | W | 21-0 |
| Nov. 19 | at Tulane | L | 0-21 |
| Dec. 3 | at Mississippi State | W | 17-14 |

1922

Record: 3-7-0

SIAA: 1-2-0

Coach Irving R. Pray

Captain: E.L. (Tubby) Ewen (E)

| | | | |
|----------|-------------------|---|-------|
| Sept. 30 | Louisiana Normal | W | 13-0 |
| Oct. 7 | Loyola | L | 0-7 |
| Oct. 14 | at SMU | L | 0-51 |
| Oct. 20 | at Texas A&M | L | 0-47 |
| Oct. 28 | at Arkansas (13) | L | 6-40 |
| Nov. 2 | Spring Hill | W | 25-7 |
| Nov. 7 | at Rutgers (17) | L | 0-25 |
| Nov. 10 | at Alabama | L | 3-47 |
| Nov. 18 | Mississippi State | L | 0-7 |
| Nov. 30 | Tulane (HC) | W | 25-14 |

1923

Record: 3-5-1

SIC: 0-3-0

Coach Mike Donahue

Captain: E.L. (Tubby) Ewen (E)

| | | | |
|----------|----------------------------|---|-------|
| Sept. 29 | Louisiana Normal | W | 40-0 |
| Oct. 6 | Southwestern Louisiana | W | 7-3 |
| Oct. 13 | Spring Hill | W | 33-0 |
| Oct. 20 | Texas A&M | L | 0-28 |
| Oct. 27 | at Arkansas (13) | L | 13-26 |
| Nov. 2 | at Mississippi College (2) | T | 0-0 |
| Nov. 16 | at Alabama (18) | L | 3-30 |
| Nov. 24 | at Tulane | L | 0-20 |
| Dec. 1 | at Mississippi State | L | 7-14 |

1924

Record: 5-4-0

SIC: 0-3-0

Coach Mike Donahue

Captain: C.C. (Cliff) Campbell (T)

| | | | |
|----------|------------------------|---|-------|
| Sept. 27 | Spring Hill | W | 7-6 |
| Oct. 4 | Southwestern Louisiana | W | 31-7 |
| Oct. 11 | at Indiana (19) | W | 20-14 |
| Oct. 18 | at Rice | W | 12-0 |
| Oct. 25 | at Auburn (9) | L | 0-3 |
| Nov. 1 | at Arkansas (13) | L | 7-10 |
| Nov. 8 | at Georgia Tech | L | 7-28 |
| Nov. 15 | Louisiana Normal | W | 40-0 |
| Nov. 25 | Tulane* (HC) | L | 0-13 |

*First game in Tiger Stadium

1925

Record: 5-3-1

SIC: 0-2-1

Coach Mike Donahue

Captain: Jonathan Edward Steele (G)

| | | | |
|----------|------------------------|---|------|
| Sept. 26 | Louisiana Normal | W | 27-0 |
| Oct. 3 | Southwestern Louisiana | W | 38-0 |
| Oct. 10 | Alabama (HC) | L | 0-42 |
| Oct. 17 | LSU Freshman | W | 6-0 |
| Oct. 24 | at Tennessee | T | 0-0 |
| Oct. 31 | at Arkansas (13) | L | 0-12 |
| Nov. 7 | Rice | W | 6-0 |
| Nov. 14 | at Loyola (N.O.) | W | 13-0 |
| Nov. 21 | Tulane | L | 0-16 |

1926

Record: 6-3-0

SIC: 3-3-0

Coach Mike Donahue

Captain: L.T. (Babe) Godfrey (HB)

| | | | |
|----------|---------------------------|---|------|
| Sept. 25 | Louisiana Normal | W | 47-0 |
| Oct. 2 | Southwestern Louisiana | W | 34-0 |
| Oct. 9 | Tennessee | L | 7-14 |
| Oct. 16 | at Auburn (18) | W | 10-0 |
| Oct. 23 | at Mississippi State (20) | L | 6-7 |
| Oct. 30 | at Alabama | L | 0-24 |
| Nov. 6 | at Arkansas (13) | W | 14-0 |
| Nov. 13 | Ole Miss | W | 3-0 |
| Nov. 25 | at Tulane | W | 7-0 |

1927

Record: 4-4-1

SIC: 2-3-1

Coach Mike Donahue

Captain: L.T. (Babe) Godfrey (FB)

| | | | |
|----------|---------------------------|---|------|
| Sept. 24 | Louisiana Tech | W | 45-0 |
| Oct. 1 | Southwestern Louisiana | W | 52-0 |
| Oct. 8 | at Alabama (9) | T | 0-0 |
| Oct. 15 | at Auburn (18) | W | 9-0 |
| Oct. 22 | at Mississippi State (20) | W | 9-7 |
| Oct. 29 | at Arkansas (13) | L | 0-28 |
| Nov. 5 | at Ole Miss | L | 7-12 |
| Nov. 12 | at Georgia Tech | L | 0-23 |
| Nov. 24 | Tulane | L | 6-13 |

1928

Record: 6-2-1

SIC: 3-1-1

Coach Russ Cohen

Captain: Jess Tinsley (T)

| | | | |
|---------|---------------------------|---|-------|
| Oct. 6 | Southwestern Louisiana | W | 46-0 |
| Oct. 13 | Louisiana College | W | 41-0 |
| Oct. 20 | at Mississippi State (20) | W | 31-0 |
| Oct. 27 | Spring Hill | W | 30-7 |
| Nov. 3 | at Arkansas (13) | L | 0-7 |
| Nov. 10 | Ole Miss (HC) | W | 19-6 |
| Nov. 17 | at Georgia | W | 13-12 |
| Nov. 29 | at Tulane | T | 0-0 |
| Dec. 8 | at Alabama (9) | L | 0-13 |

1929

Record: 6-3-0

SIC: 3-1-0

Coach Russ Cohen

Captain: Frank Ellis (T)

| | | | |
|----------|---------------------------|---|-------|
| Sept. 28 | Louisiana College | W | 58-0 |
| Oct. 5 | Southwestern Louisiana | W | 58-0 |
| Oct. 12 | Sewanee (HC) | W | 27-14 |
| Oct. 19 | at Mississippi State (20) | W | 31-6 |
| Oct. 26 | Louisiana Tech | W | 53-7 |
| Nov. 2 | at Arkansas (13) | L | 0-32 |
| Nov. 9 | at Duke | L | 6-32 |
| Nov. 16 | Ole Miss | W | 13-6 |
| Nov. 28 | Tulane | L | 0-21 |

1930

Record: 6-4-0

SIC: 2-3-0

Coach Russ Cohen

Captain: Walter (Dobie) Reeves (HB)

| | | | |
|----------|---------------------------|---|-------|
| Sept. 20 | S.D. Wesleyan | W | 76-0 |
| Sept. 27 | Louisiana Tech | W | 71-0 |
| Oct. 4 | Southwestern Louisiana | W | 85-0 |
| Oct. 11 | at South Carolina | L | 6-7 |
| Oct. 18 | at Mississippi State (20) | L | 6-8 |
| Oct. 25 | Sewanee (HC) | W | 12-0 |
| Nov. 1 | at Arkansas (13) | W | 27-12 |
| Nov. 8 | Ole Miss | W | 6-0 |
| Nov. 15 | at Alabama (18) | L | 0-33 |
| Nov. 27 | at Tulane | L | 7-12 |

1931

Record: 5-4-0

SIC: 2-2-0

Coach Russ Cohen

Captain: Edward Khoury (T)

| | | | |
|----------|---------------------|---|-------|
| Sept. 26 | at TCU | L | 0-3 |
| Oct. 3 | Spring Hill* | W | 35-0 |
| Oct. 10 | South Carolina (HC) | W | 19-12 |
| Oct. 17 | Mississippi State | W | 31-0 |
| Oct. 24 | at Arkansas (13) | W | 13-6 |
| Oct. 31 | Sewanee | L | 6-12 |
| Nov. 7 | at Army | L | 0-20 |
| Nov. 14 | at Ole Miss (20) | W | 26-3 |
| Nov. 28 | at Tulane | L | 7-34 |

*First night game in Tiger Stadium

1932

Record: 6-3-1

SIC: 3-0-0

Coach Lawrence M. (Biff) Jones

Captain: Walter Fleming (E)

| | | | |
|----------|---------------------------|---|------|
| Sept. 24 | TCU | T | 3-3 |
| Oct. 1 | at Rice | L | 8-10 |
| Oct. 8 | Spring Hill | W | 80-0 |
| Oct. 15 | at Mississippi State (21) | W | 24-0 |
| Oct. 22 | at Arkansas (13) | W | 14-0 |
| Oct. 29 | Sewanee (HC) | W | 38-0 |
| Nov. 5 | at South Carolina | W | 6-0 |
| Nov. 12 | at Centenary | L | 0-6 |
| Nov. 26 | Tulane | W | 14-0 |
| Dec. 17 | Oregon | L | 0-12 |

Year-by-Year Results

INTRO

THIS IS LSU

TIGERS

COACHES

REVIEW

HISTORY

LSU

1933

Record: 7-0-3

SEC: 3-0-2

Coach Lawrence M. (Biff) Jones

Captain: Jack Torrance (T)

| | | | |
|----------|---------------------------|---|------|
| Sept. 30 | Rice | W | 13-0 |
| Oct. 7 | Millsaps | W | 40-0 |
| Oct. 14 | Centenary | T | 0-0 |
| Oct. 21 | at Arkansas (13) | W | 20-0 |
| Oct. 28 | Vanderbilt (HC) | T | 7-7 |
| Nov. 4 | South Carolina | W | 30-7 |
| Nov. 18 | Ole Miss | W | 31-0 |
| Nov. 25 | at Mississippi State (21) | W | 21-6 |
| Dec. 2 | at Tulane | T | 7-7 |
| Dec. 9 | Tennessee | W | 7-0 |

1934

Record: 7-2-2

SEC: 4-2-0

Coach Lawrence M. (Biff) Jones

Captain: Bert Yates (HB)

| | | | |
|----------|----------------------|---|-------|
| Sept. 29 | at Rice | T | 9-9 |
| Oct. 6 | SMU | T | 14-14 |
| Oct. 13 | Auburn (HC) | W | 20-6 |
| Oct. 20 | at Arkansas (13) | W | 16-0 |
| Oct. 27 | at Vanderbilt | W | 29-0 |
| Nov. 3 | Mississippi State | W | 25-3 |
| Nov. 10 | at George Washington | W | 6-0 |
| Nov. 17 | at Ole Miss (20) | W | 14-0 |
| Dec. 1 | Tulane | L | 12-13 |
| Dec. 8 | at Tennessee | L | 13-19 |
| Dec. 15 | Oregon | W | 14-13 |

1935

National Champions (Williamson)

SEC CHAMPIONS

Record: 9-2-0

SEC: 5-0-0

Coach Bernie H. Moore

Captain: W.J. Barrett (E)

| | | | |
|----------|------------------------|---|-------|
| Sept. 28 | Rice | L | 7-10 |
| Oct. 5 | Texas | W | 18-6 |
| Oct. 12 | at Manhattan | W | 32-0 |
| Oct. 19 | at Arkansas (13) | W | 13-7 |
| Oct. 26 | at Vanderbilt | W | 7-2 |
| Nov. 2 | Auburn (HC) | W | 6-0 |
| Nov. 9 | Mississippi State | W | 28-13 |
| Nov. 16 | at Georgia | W | 13-0 |
| Nov. 23 | Southwestern Louisiana | W | 56-0 |
| Nov. 30 | at Tulane | W | 41-0 |

Sugar Bowl - New Orleans, La.

Jan. 1 TCU L 2-3 35,000

1936

National Champions (Williamson, Sagarin)

SEC CHAMPIONS

Record: 9-1-1

SEC: 6-0-0

Coach Bernie H. Moore

Captain: Bill May (QB-FB)

| | | | |
|-------------|------------------------|---|------|
| Sept. 26 | Rice | W | 20-7 |
| Oct. 3 | at Texas | T | 6-6 |
| Oct. 10 | Georgia | W | 47-7 |
| Oct. 17 | Ole Miss | W | 13-0 |
| #13 Oct. 24 | at Arkansas (13) | W | 19-7 |
| #8 Oct. 31 | at Vanderbilt | W | 19-0 |
| #7 Nov. 7 | Mississippi State (HC) | W | 12-0 |
| #7 Nov. 14 | at Auburn (9) | W | 19-6 |
| #5 Nov. 21 | Southwestern Louisiana | W | 93-0 |
| #2 Nov. 28 | #19 Tulane | W | 33-0 |

Sugar Bowl - New Orleans, La.

#2 Jan. 1 #6 Santa Clara L 14-21 38,483

1937

Record: 9-2-0

SEC: 5-1-0

Coach Bernie H. Moore

Captain: Art (Slick) Morton (HB-TB)

| | | | |
|-------------|------------------------|---|------|
| Sept. 25 | Florida | W | 19-0 |
| Oct. 2 | Texas | W | 9-0 |
| Oct. 9 | at Rice | W | 13-0 |
| Oct. 16 | Ole Miss | W | 13-0 |
| #6 Oct. 23 | at #20 Vanderbilt | L | 6-7 |
| #17 Oct. 30 | Loyola | W | 52-6 |
| #18 Nov. 6 | Mississippi State (HC) | W | 41-0 |
| #12 Nov. 13 | #14 Auburn | W | 9-7 |
| #8 Nov. 20 | Louisiana Normal | W | 52-0 |
| #10 Nov. 27 | at Tulane | W | 20-0 |

Sugar Bowl - New Orleans, La.

#8 Jan. 1 #9 Santa Clara L 0-6 40,000

1938

Record: 6-4-0

SEC: 2-4-0

Coach Bernie H. Moore

Captain: Ben Friend (T)

| | | | |
|----------|------------------------|---|------|
| Sept. 24 | Ole Miss | L | 7-20 |
| Oct. 1 | at Texas | W | 20-0 |
| Oct. 8 | Rice | W | 3-0 |
| Oct. 15 | Loyola | W | 47-0 |
| Oct. 22 | #16 Vanderbilt (HC) | W | 7-0 |
| Oct. 29 | at #8 Tennessee | L | 6-14 |
| Nov. 5 | Mississippi State | W | 32-7 |
| Nov. 12 | at Auburn (9) | L | 6-28 |
| Nov. 19 | Southwestern Louisiana | W | 32-0 |
| Nov. 26 | Tulane | L | 0-14 |

1939

Record: 4-5-0

SEC: 1-5-0

Coach Bernie H. Moore

Captain: Young Bussey (HB)

| | | | |
|------------|-------------------|---|-------|
| Sept. 30 | Ole Miss | L | 7-14 |
| Oct. 7 | at Holy Cross | W | 26-7 |
| Oct. 14 | Rice | W | 7-0 |
| Oct. 21 | Loyola | W | 20-0 |
| Oct. 28 | at Vanderbilt | W | 12-6 |
| #18 Nov. 4 | #1 Tennessee (HC) | L | 0-20 |
| Nov. 11 | Mississippi State | L | 12-15 |
| Nov. 18 | Auburn | L | 7-21 |
| Dec. 2 | at #5 Tulane | L | 20-33 |

1940

Record: 6-4-0

SEC: 3-3-0

Coach Bernie H. Moore

Captain: Charles Anastasio (HB)

| | | | |
|----------|-----------------------|---|-------|
| Sept. 21 | Louisiana Tech | W | 39-7 |
| Sept. 28 | Ole Miss | L | 6-19 |
| Oct. 5 | Holy Cross | W | 25-0 |
| Oct. 12 | at Rice | L | 0-23 |
| Oct. 19 | Mercer | W | 20-0 |
| Oct. 26 | Vanderbilt (HC) | W | 7-0 |
| Nov. 2 | at #7 Tennessee | L | 0-28 |
| Nov. 9 | #19 Mississippi State | L | 7-22 |
| Nov. 16 | at Auburn (9) | W | 21-13 |
| Nov. 30 | Tulane | W | 14-0 |

1941

Record: 4-4-2

SEC: 2-2-2

Coach Bernie H. Moore

Captain: Leo Bird (HB)

| | | | |
|----------|-----------------------|---|-------|
| Sept. 20 | Louisiana Tech | W | 25-0 |
| Sept. 27 | Holy Cross | L | 13-19 |
| Oct. 4 | at Texas | L | 0-34 |
| Oct. 11 | #19 Mississippi State | T | 0-0 |
| Oct. 18 | Rice | W | 27-0 |
| Oct. 25 | Florida | W | 10-7 |
| Nov. 1 | Tennessee (HC) | L | 6-13 |
| Nov. 8 | #16 Ole Miss | L | 12-13 |
| Nov. 15 | Auburn | T | 7-7 |
| Nov. 29 | at Tulane | W | 19-0 |

1942

Record: 7-3-0

SEC: 3-2-0

Coach Bernie H. Moore

Captain: Willie Miller (G)

| | | | |
|-------------|-------------------|---|-------|
| Sept. 19 | Louisiana Normal | W | 40-0 |
| Sept. 26 | Texas A&M | W | 16-7 |
| Oct. 3 | at Rice | L | 14-27 |
| Oct. 10 | Mississippi State | W | 16-6 |
| Oct. 17 | Ole Miss (HC) | W | 21-7 |
| Oct. 24 | Georgia Navy | W | 34-0 |
| #19 Oct. 31 | at #20 Tennessee | L | 0-26 |
| Nov. 7 | at Fordham | W | 26-13 |
| Nov. 14 | at Auburn (9) | L | 7-25 |
| Nov. 26 | Tulane | W | 18-6 |

1943

Record: 6-3-0

SEC: 2-2-0

Coach Bernie H. Moore

Captain: Steve Van Buren (HB)

| | | | |
|------------|----------------------|---|-------|
| Sept. 25 | Georgia | W | 34-27 |
| Oct. 2 | Rice | W | 20-7 |
| #17 Oct. 9 | Texas A&M | L | 13-28 |
| Oct. 16 | Louisiana Army (STU) | W | 28-7 |
| Oct. 23 | at Georgia (22) | W | 27-6 |
| Oct. 30 | TCU | W | 14-0 |
| #20 Nov. 6 | at Georgia Tech | L | 7-42 |
| Nov. 20 | at Tulane | L | 0-27 |

Orange Bowl - Miami, Fla.

Jan. 1 Texas A&M W 19-14

1944

Record: 2-5-1

SEC: 2-3-1

Coach Bernie H. Moore

Captain: Al Caviggia (G)

| | | | |
|----------|--------------------|---|-------|
| Sept. 30 | Alabama | T | 27-27 |
| Oct. 7 | at Rice | L | 13-14 |
| Oct. 14 | Texas A&M | L | 0-7 |
| Oct. 21 | Mississippi State | L | 6-13 |
| Oct. 28 | at Georgia | W | 15-7 |
| Nov. 4 | #16 Tennessee (HC) | L | 0-13 |
| Nov. 18 | #9 Georgia Tech | L | 6-14 |
| Nov. 30 | Tulane | W | 25-6 |

1945

Record: 7-2-0

SEC: 5-2-0

Coach Bernie H. Moore

Captain: Andy Kosmac (QB)

| | | | |
|-------------|------------------------|---|-------|
| Sept. 29 | Rice | W | 42-0 |
| Oct. 6 | Alabama | L | 7-26 |
| Oct. 13 | #17 Texas A&M | W | 31-12 |
| Oct. 20 | at #12 Georgia | W | 32-0 |
| #13 Oct. 27 | Vanderbilt | W | 39-7 |
| #17 Nov. 3 | Ole Miss | W | 32-13 |
| #14 Nov. 10 | Mississippi State (HC) | L | 20-27 |
| Nov. 17 | at Georgia Tech | W | 9-7 |
| Dec. 1 | at Tulane | W | 33-0 |

1946

Record: 9-1-1

SEC: 5-1-0

Coach Bernie H. Moore

Captain: Dilton Richmond (E)

| | | | |
|-------------|-------------------|---|-------|
| Sept. 28 | at Rice | W | 7-6 |
| Oct. 5 | Mississippi State | W | 13-6 |
| #13 Oct. 12 | Texas A&M | W | 33-9 |
| #12 Oct. 19 | Georgia Tech (HC) | L | 7-26 |
| Oct. 26 | at Vanderbilt | W | 14-0 |
| Nov. 2 | Ole Miss | W | 34-21 |
| #19 Nov. 9 | Alabama | W | 31-21 |
| #11 Nov. 15 | at Miami (Fla.) | W | 20-7 |
| #9 Nov. 23 | Fordham | W | 40-0 |
| #9 Nov. 30 | Tulane | W | 41-27 |

Cotton Bowl - Dallas, Texas

#8 Jan. 1 #16 Arkansas T 0-0

1947

Record: 5-3-1

SEC: 2-3-1

Coach Bernie H. Moore

Captain: Jim Cason (HB)

| | | | |
|-------------|---------------------|---|-------|
| Sept. 27 | Rice | W | 21-14 |
| Oct. 4 | at Georgia | L | 19-35 |
| Oct. 11 | Texas A&M | W | 19-13 |
| Oct. 17 | at Boston College | W | 14-13 |
| #18 Oct. 25 | #19 Vanderbilt (HC) | W | 19-13 |
| #17 Nov. 1 | Ole Miss | L | 18-20 |
| Nov. 15 | Mississippi State | W | 21-6 |
| Nov. 22 | at #8 Alabama | L | 12-41 |
| Dec. 6 | at Tulane | T | 6-6 |

1948

Record: 3-7-0

SEC: 1-5-0

Coach Gaynell Tinsley
Captain: Ed Claunch (C)

| | | | | |
|----------|----------------------|---|-------|--------|
| Sept. 18 | at Texas | L | 0-33 | 47,500 |
| Oct. 2 | Rice | W | 26-13 | 29,000 |
| Oct. 9 | Texas A&M | W | 14-13 | 35,000 |
| Oct. 16 | #16 Georgia | L | 0-22 | 36,000 |
| Oct. 23 | at #3 North Carolina | L | 7-34 | 40,000 |
| Oct. 30 | Ole Miss (HC) | L | 19-49 | |
| Nov. 6 | at Vanderbilt | L | 7-48 | 22,000 |
| Nov. 13 | Mississippi State | L | 0-7 | 30,000 |
| Nov. 20 | Alabama | W | 26-6 | |
| Nov. 27 | #14 Tulane | L | 0-46 | |

1949

Record: 8-3-0

SEC: 4-2-0

Coach Gaynell Tinsley
Captain: Mel Lyle (E)

| | | | | |
|--------------------------------------|------------------------|---|-------|--------|
| Sept. 24 | Kentucky | L | 0-19 | 35,000 |
| Oct. 1 | Rice | W | 14-7 | 32,000 |
| Oct. 8 | Texas A&M | W | 34-0 | 30,000 |
| Oct. 14 | at Georgia | L | 0-7 | 22,000 |
| Oct. 22 | #6 North Carolina | W | 13-7 | 43,000 |
| #17 Oct. 29 | Ole Miss | W | 34-7 | 37,000 |
| #17 Nov. 5 | Vanderbilt | W | 33-13 | 34,000 |
| #16 Nov. 12 | Mississippi State (HC) | W | 34-7 | 32,000 |
| #13 Nov. 19 | Southeastern Louisiana | W | 48-7 | 19,000 |
| #13 Nov. 26 | at #10 Tulane | W | 21-0 | 81,000 |
| Sugar Bowl - New Orleans, La. | | | | |
| #9 Jan. 1 | #2 Oklahoma | L | 0-35 | 82,000 |

1950

Record: 4-5-2

SEC: 2-3-2

Coach Gaynell Tinsley
Captain: Ebert Van Buren (HB)

| | | | | |
|----------|-------------------|---|-------|--------|
| Sept. 23 | at #13 Kentucky | L | 0-14 | 35,500 |
| Sept. 30 | Pacific | W | 19-0 | 30,000 |
| Oct. 7 | at Rice | L | 20-35 | 52,000 |
| Oct. 14 | Georgia Tech (HC) | L | 0-13 | 42,000 |
| Oct. 21 | Georgia | T | 13-13 | 25,000 |
| Nov. 4 | Ole Miss | W | 40-14 | 30,000 |
| Nov. 11 | at Vanderbilt | W | 33-7 | 27,000 |
| Nov. 18 | Mississippi State | L | 7-13 | 33,000 |
| Nov. 24 | Villanova | W | 13-7 | 10,000 |
| Dec. 2 | at #20 Tulane | T | 14-14 | 74,000 |
| Dec. 9 | at #3 Texas | L | 6-21 | 35,000 |

1951

Record: 7-3-1

SEC: 4-2-1

Coach Gaynell Tinsley
Captains: Ray Potter (T), Chester Freeman (RHB)

| | | | | |
|----------|--------------------|---|-------|--------|
| Sept. 22 | Southern Miss | W | 13-0 | 24,000 |
| Sept. 29 | at #9 Alabama (5) | W | 13-7 | 32,000 |
| Oct. 6 | Rice | W | 7-6 | 44,000 |
| Oct. 13 | at #8 Georgia Tech | L | 7-25 | 30,000 |
| Oct. 20 | at Georgia | W | 7-0 | 18,000 |
| Oct. 27 | #5 Maryland | L | 0-27 | 38,000 |
| Nov. 3 | Ole Miss (HC) | T | 6-6 | 40,000 |
| Nov. 10 | Vanderbilt | L | 13-20 | 18,000 |
| Nov. 17 | Mississippi State | W | 3-0 | 20,000 |
| Nov. 24 | Villanova (13) | W | 45-7 | 13,000 |
| Dec. 1 | Tulane | W | 14-13 | 45,000 |

1952

Record: 3-7-0

SEC: 2-5-0

Coach Gaynell Tinsley
Captains: Norm Stevens (QB), Joe Modicut (LG), Bill Lansing (RG), Leroy Labat (HB), Jim Sanford (T), Ralph McLeod (LE)

| | | | | |
|----------|-------------------|---|-------|--------|
| Sept. 20 | #11 Texas | L | 14-35 | 42,000 |
| Sept. 27 | Alabama | L | 20-21 | 34,000 |
| Oct. 4 | at #17 Rice | W | 27-7 | 45,000 |
| Oct. 11 | at Kentucky | W | 34-7 | 28,000 |
| Oct. 18 | Georgia | L | 14-27 | 38,000 |
| Oct. 25 | at #2 Maryland | L | 6-34 | 30,000 |
| Nov. 1 | at Ole Miss | L | 0-28 | 22,500 |
| Nov. 8 | #8 Tennessee (HC) | L | 3-22 | 35,000 |
| Nov. 15 | Mississippi State | L | 14-33 | 20,000 |
| Nov. 29 | at Tulane | W | 16-0 | 55,000 |

1953

Record: 5-3-3

SEC: 2-3-3

Coach Gaynell Tinsley
Captains: Jerry Marchand (LHB), Charley Oakley (FB)

| | | | | |
|-------------|------------------------|---|-------|--------|
| Sept. 19 | #11 Texas | W | 20-7 | 45,000 |
| Sept. 26 | at #5 Alabama (5) | T | 7-7 | 33,809 |
| #19 Oct. 3 | Boston College | W | 42-6 | 25,000 |
| #14 Oct. 10 | Kentucky | T | 6-6 | 38,000 |
| Oct. 17 | at Georgia | W | 14-6 | 20,000 |
| #14 Oct. 24 | at Florida | T | 21-21 | 39,000 |
| Oct. 31 | #18 Ole Miss | L | 16-27 | 45,000 |
| Nov. 7 | at Tennessee | L | 14-32 | 33,000 |
| Nov. 14 | Mississippi State (HC) | L | 13-26 | 32,000 |
| Nov. 21 | at Arkansas (6) | W | 9-8 | 21,000 |
| Nov. 28 | Tulane | W | 32-13 | 50,000 |

1954

Record: 5-6-0

SEC: 2-5-0

Coach Gaynell Tinsley
Captain: Sid Fournet (LG)

| | | | | |
|----------|-------------------|---|-------|--------|
| Sept. 18 | at #4 Texas | L | 6-20 | 36,000 |
| Sept. 25 | Alabama | L | 0-12 | 40,000 |
| Oct. 2 | at Kentucky | L | 6-7 | 33,000 |
| Oct. 9 | at Georgia Tech | L | 20-30 | 28,000 |
| Oct. 16 | #20 Texas Tech | W | 20-13 | 25,000 |
| Oct. 23 | #18 Florida | W | 20-7 | 25,000 |
| Oct. 30 | #12 Ole Miss (HC) | L | 6-21 | 46,000 |
| Nov. 6 | Chattanooga | W | 26-19 | 11,000 |
| Nov. 13 | Mississippi State | L | 0-25 | 20,000 |
| Nov. 20 | #9 Arkansas (13) | W | 7-6 | 33,000 |
| Nov. 27 | Tulane | W | 14-13 | 40,477 |

1955

Record: 3-5-2

SEC: 2-3-1

Coach Paul Dietzel
Captains: Joe Tuminello (E), O.K. Ferguson (FB)

| | | | | |
|--------------|----------------------------|---|-------|--------|
| Sept. 17 | Kentucky | W | 19-7 | 38,000 |
| #16 Sept. 24 | at Texas A&M (14) | L | 0-28 | 17,000 |
| Oct. 1 | at #11 Rice | T | 20-20 | 51,000 |
| Oct. 8 | #4 Georgia Tech | L | 0-7 | 60,000 |
| Oct. 15 | at Florida | L | 14-18 | 30,000 |
| Oct. 29 | Ole Miss | L | 26-29 | 45,000 |
| Nov. 5 | at #1 Maryland | L | 0-13 | 28,000 |
| Nov. 12 | #18 Mississippi State (HC) | W | 34-7 | 40,000 |
| Nov. 19 | at Arkansas (6) | W | 13-7 | 35,000 |
| Nov. 26 | Tulane | T | 13-13 | 58,000 |

1956

Record: 3-7-0

SEC: 1-5-0

Coach Paul Dietzel
Captain: Don Scully (G)

| | | | | |
|----------|--------------------|---|-------|--------|
| Sept. 29 | #11 Texas A&M | L | 6-9 | |
| Oct. 6 | at Rice | L | 14-23 | 55,000 |
| Oct. 13 | at #3 Georgia Tech | L | 7-39 | 39,500 |
| Oct. 20 | at Kentucky | L | 0-14 | 28,000 |
| Oct. 27 | Florida (HC) | L | 6-21 | 35,000 |
| Nov. 3 | Ole Miss | L | 17-46 | 35,000 |
| Nov. 10 | Oklahoma A&M | W | 13-0 | 25,000 |
| Nov. 17 | Mississippi State | L | 13-32 | 25,000 |
| Nov. 24 | Arkansas (13) | W | 21-7 | 28,000 |
| Dec. 1 | at Tulane | W | 7-6 | 60,000 |

1957

Record: 5-5-0

SEC: 4-4-0

Coach Paul Dietzel
Captain: Alvin Aucoin (LT)

| | | | | |
|-------------|-----------------------|---|-------|--------|
| Sept. 21 | Rice | L | 14-20 | 50,912 |
| Sept. 28 | Alabama | W | 28-0 | 33,728 |
| Oct. 5 | at Texas Tech | W | 19-14 | 19,278 |
| Oct. 12 | #17 Georgia Tech | W | 20-13 | 59,476 |
| #17 Oct. 19 | Kentucky (HC) | W | 21-0 | 53,824 |
| #10 Oct. 26 | at Florida | L | 14-22 | 27,740 |
| Nov. 2 | at Vanderbilt | L | 0-7 | 18,500 |
| Nov. 9 | at #14 Ole Miss | L | 12-14 | 26,261 |
| Nov. 16 | #12 Mississippi State | L | 6-14 | 51,213 |
| Nov. 30 | Tulane | W | 25-6 | 48,040 |

Year-by-Year Results

INTRO

THIS IS LSU

TIGERS

COACHES

REVIEW

HISTORY

LSU

1958

NATIONAL CHAMPIONS

SEC CHAMPIONS

Record: 11-0-0

SEC: 6-0-0

Coach Paul Dietzel

Captain: Billy Hendrix (E)

| | | | | | |
|-----|----------|---------------------------|---|-------|--------|
| | Sept. 20 | at Rice | W | 26-6 | 45,000 |
| #15 | Sept. 27 | at Alabama (5) | W | 13-3 | 34,000 |
| #13 | Oct. 4 | Hardin-Simmons | W | 20-6 | 45,000 |
| #11 | Oct. 10 | at Miami (Fla.) | W | 41-0 | 40,614 |
| #9 | Oct. 18 | Kentucky | W | 32-7 | 65,000 |
| #3 | Oct. 25 | Florida (HC) | W | 10-7 | 62,000 |
| #1 | Nov. 1 | #6 Ole Miss | W | 14-0 | 68,000 |
| #1 | Nov. 8 | Duke | W | 50-18 | 63,000 |
| #1 | Nov. 15 | at Mississippi State (20) | W | 7-6 | |
| #1 | Nov. 22 | at Tulane | W | 62-0 | 83,221 |

Sugar Bowl - New Orleans, La.

#1 Jan. 1 #12 Clemson W 7-0 80,331 NBC

1959

Record: 9-2-0

SEC: 5-1-0

Coach Paul Dietzel

Captain: Lynn LeBlanc (T)

| | | | | | | |
|----|----------|-------------------|---|-------|--------|-----|
| #1 | Sept. 19 | Rice | W | 26-3 | 48,613 | NBC |
| #1 | Sept. 26 | #9 TCU | W | 10-0 | 65,694 | |
| #1 | Oct. 3 | Baylor (13) | W | 22-0 | 32,308 | |
| #1 | Oct. 10 | Miami (Fla.) | W | 27-3 | 64,864 | |
| #1 | Oct. 17 | at Kentucky | W | 9-0 | 33,230 | |
| #1 | Oct. 24 | at Florida | W | 9-0 | 47,578 | |
| #1 | Oct. 31 | #3 Ole Miss (HC) | W | 7-3 | 67,327 | |
| #1 | Nov. 7 | at #13 Tennessee | L | 13-14 | 45,682 | |
| #3 | Nov. 14 | Mississippi State | W | 27-0 | 63,272 | |
| #3 | Nov. 21 | Tulane | W | 14-6 | 65,057 | |

Sugar Bowl - New Orleans, La.

#3 Jan. 1 #2 Ole Miss L 0-21 81,141 NBC



1960

Record: 5-4-1

SEC: 2-3-1

Coach Paul Dietzel

Captain: Charles (Bo) Strange (C)

| | | | | | | |
|--|----------|---------------------|---|-------|--------|-----|
| | Sept. 17 | Texas A&M | W | 9-0 | 58,346 | |
| | Oct. 1 | Baylor | L | 3-7 | 57,662 | |
| | Oct. 8 | at Georgia Tech | L | 2-6 | 44,176 | |
| | Oct. 15 | at Kentucky | L | 0-3 | 28,000 | |
| | Oct. 22 | Florida | L | 10-13 | 51,528 | |
| | Oct. 29 | at #2 Ole Miss | T | 6-6 | 34,000 | ABC |
| | Nov. 5 | South Carolina (HC) | W | 35-6 | 52,650 | |
| | Nov. 12 | Mississippi State | W | 7-3 | 48,804 | |
| | Nov. 19 | Wake Forest | W | 16-0 | 49,909 | |
| | Nov. 26 | at Tulane | W | 17-6 | 74,000 | |



1961

SEC CHAMPIONS

Record: 10-1-0

SEC: 6-0-0

Coach Paul Dietzel

Captain: Roy (Moonie) Winston (G)

| | | | | | | |
|-----|----------|-------------------|---|-------|--------|-----|
| #5 | Sept. 23 | at Rice | L | 3-16 | 73,000 | |
| | Sept. 30 | Texas A&M | W | 16-7 | 63,367 | |
| | Oct. 7 | #3 Georgia Tech | W | 10-0 | 64,702 | |
| | Oct. 14 | at South Carolina | W | 42-0 | 19,275 | |
| #10 | Oct. 21 | Kentucky (HC) | W | 24-14 | 65,208 | |
| #7 | Oct. 28 | at Florida | W | 23-0 | 47,490 | |
| #6 | Nov. 4 | #2 Ole Miss | W | 10-7 | 68,071 | |
| #4 | Nov. 11 | at North Carolina | W | 30-0 | 14,173 | ABC |
| #4 | Nov. 18 | Mississippi State | W | 14-6 | 59,341 | |
| #4 | Nov. 25 | Tulane | W | 62-0 | 60,808 | |

Orange Bowl - Miami, Fla.

#4 Jan. 1 #7 Colorado W 25-7 NBC



1962

National Champions (Berryman)

Record: 9-1-1

SEC: 5-1-0

Coach Charles McClendon

Captain: Fred Miller (RT)

| | | | | | | |
|-----|----------|---------------------------|---|------|--------|-----|
| #5 | Sept. 22 | Texas A&M | W | 21-0 | 68,618 | |
| #5 | Sept. 29 | Rice | T | 6-6 | 64,457 | |
| | Oct. 6 | at #5 Georgia Tech | W | 10-7 | 45,912 | CBS |
| #6 | Oct. 13 | Miami (Fla.) | W | 17-3 | 66,175 | |
| #4 | Oct. 20 | at Kentucky | W | 7-0 | 24,474 | |
| #6 | Oct. 27 | Florida (HC) | W | 23-0 | 66,611 | |
| #4 | Nov. 3 | #6 Ole Miss | L | 7-15 | 68,571 | |
| #9 | Nov. 10 | TCU | W | 5-0 | 63,269 | |
| #10 | Nov. 17 | at Mississippi State (20) | W | 28-0 | 39,651 | |
| #8 | Nov. 24 | at Tulane | W | 38-3 | 37,811 | |

Cotton Bowl - Dallas, Texas

#7 Jan. 1 #4 Texas W 13-0 CBS



1963

Record: 7-4-0

SEC: 4-2-0

Coach Charles McClendon

Captain: Billy Truax (E)

| | | | | | | |
|--|----------|------------------------|---|-------|--------|-----|
| | Sept. 21 | Texas A&M | W | 14-6 | 68,000 | |
| | Sept. 28 | at Rice | L | 12-21 | 64,000 | |
| | Oct. 5 | #7 Georgia Tech | W | 7-6 | 68,000 | |
| | Oct. 11 | at Miami (Fla.) | W | 3-0 | 45,986 | |
| | Oct. 19 | Kentucky (HC) | W | 28-7 | 68,000 | |
| | Oct. 26 | at Florida | W | 14-0 | 48,000 | |
| | Nov. 2 | #3 Ole Miss | L | 3-37 | 68,000 | CBS |
| | Nov. 9 | TCU | W | 28-14 | 67,000 | |
| | Nov. 16 | Mississippi State (20) | L | 6-7 | 46,500 | |
| | Nov. 23 | Tulane | W | 20-0 | 55,000 | |

Bluebonnet Bowl - Houston, Texas

Dec. 21 Baylor L 7-14 CBS



1964

Record: 8-2-1

SEC: 4-2-1

Coach Charles McClendon

Captain: Richard Granier (C)

| | | | | | | |
|----|----------|-------------------|---|-------|--------|-----|
| | Sept. 19 | Texas A&M | W | 9-6 | 68,000 | |
| | Sept. 26 | at Rice | W | 3-0 | 64,000 | |
| | Oct. 10 | North Carolina | W | 20-3 | 63,000 | |
| #9 | Oct. 17 | at Kentucky | W | 27-7 | 38,000 | |
| #7 | Oct. 24 | Tennessee (HC) | T | 3-3 | 59,000 | NBC |
| #9 | Oct. 31 | Ole Miss | W | 11-10 | 68,000 | |
| #8 | Nov. 7 | at #3 Alabama (9) | L | 9-17 | 68,000 | |
| #9 | Nov. 14 | Mississippi State | W | 14-10 | 68,000 | |
| #8 | Nov. 21 | at Tulane | W | 13-3 | 55,000 | |
| #7 | Dec. 5 | Florida | L | 6-20 | 62,000 | |

Sugar Bowl - New Orleans, La.

#7 Jan. 1 Syracuse W 13-10 60,322 NBC



1965

Record: 8-3-0

SEC: 3-3-0

Coach Charles McClendon

Captains: Billy Ezell (QB), John Aaron (RG)

| | | | | | | |
|----|----------|-------------------|---|-------|--------|-----|
| #8 | Sept. 18 | Texas A&M | W | 10-0 | 68,000 | |
| #7 | Sept. 25 | Rice | W | 42-14 | 67,500 | |
| #5 | Oct. 2 | at Florida | L | 7-14 | 47,592 | |
| | Oct. 9 | at Miami (Fla.) | W | 34-27 | 43,367 | |
| | Oct. 16 | Kentucky (HC) | W | 31-21 | 68,000 | |
| #9 | Oct. 23 | South Carolina | W | 21-7 | 66,000 | |
| #5 | Oct. 30 | at Ole Miss (20) | L | 0-23 | 46,616 | |
| | Nov. 6 | #5 Alabama | L | 7-31 | 58,000 | NBC |
| | Nov. 13 | Mississippi State | W | 37-20 | 60,000 | |
| | Nov. 20 | Tulane | W | 62-0 | 65,000 | |

Cotton Bowl - Dallas, Texas

Jan. 1 #2 Arkansas W 14-7 CBS



1966

Record: 5-4-1

SEC: 3-3-0

Coach Charles McClendon

Captains: Leonard Neumann (TB), Gawain DiBetta (FB)

| | | | | | | |
|--|----------|-------------------|---|-------|--------|-----|
| | Sept. 17 | South Carolina | W | 28-12 | 67,512 | |
| | Sept. 24 | at Rice | L | 15-17 | 63,000 | |
| | Oct. 1 | Miami (Fla.) | W | 10-8 | 67,500 | |
| | Oct. 8 | Texas A&M | T | 7-7 | 67,500 | |
| | Oct. 15 | at Kentucky | W | 30-0 | 35,000 | |
| | Oct. 22 | #8 Florida (HC) | L | 7-28 | 67,500 | |
| | Oct. 29 | Ole Miss | L | 0-17 | 67,500 | |
| | Nov. 5 | at #4 Alabama (9) | L | 0-21 | 66,500 | ABC |
| | Nov. 12 | Mississippi State | W | 17-7 | 55,000 | ABC |
| | Nov. 19 | at Tulane* | W | 21-7 | 82,307 | |

* - Designated as a conference game by the SEC



1967

Record: 7-3-1

SEC: 3-2-1

Coach Charles McClendon

Captains: Barry Wilson (C), Benny Griffin (LB)

| | | | | | | |
|--|----------|-------------------|---|-------|--------|-----|
| | Sept. 23 | Rice | W | 20-14 | 66,000 | |
| | Sept. 30 | Texas A&M | W | 17-6 | 66,000 | |
| | Oct. 7 | at Florida | W | 37-6 | 59,261 | |
| | Oct. 14 | Miami (Fla.) | L | 15-17 | 67,000 | |
| | Oct. 21 | Kentucky (HC) | W | 30-7 | 66,000 | |
| | Oct. 28 | at #4 Tennessee | L | 14-17 | 54,596 | |
| | Nov. 4 | at Ole Miss (20) | T | 13-13 | 46,000 | ABC |
| | Nov. 11 | Alabama | L | 6-7 | 65,500 | |
| | Nov. 18 | Mississippi State | W | 55-0 | 57,000 | |
| | Nov. 25 | Tulane | W | 41-27 | 63,000 | |

Sugar Bowl - New Orleans, La.

Jan. 1 #6 Wyoming W 20-13 78,963 NBC

Year-by-Year Results

INTRO
THIS IS LSU
TIGERS
COACHES
REVIEW
HISTORY
LSU



1968

Record: 8-3-0

SEC: 4-2-0

Coach Charles McClendon

Captains: Barton Frye (CB), Jerry Guillot (RG)

| | | | | | |
|-----|----------|-------------------|---|-------|--------|
| #20 | Sept. 21 | #13 Texas A&M | W | 13-12 | 68,000 |
| #14 | Sept. 28 | at Rice | W | 21-7 | 60,000 |
| #10 | Oct. 5 | Baylor | W | 48-16 | 68,000 |
| #8 | Oct. 11 | at Miami (Fla.) | L | 0-30 | 40,000 |
| #20 | Oct. 19 | Kentucky | W | 13-3 | 66,000 |
| #18 | Oct. 26 | TCU* (HC) | W | 10-7 | 66,000 |
| #14 | Nov. 2 | Ole Miss | L | 24-27 | 69,000 |
| #20 | Nov. 9 | at Alabama (9) | L | 7-16 | 67,000 |
| | Nov. 16 | Mississippi State | W | 20-16 | 58,000 |
| | Nov. 23 | at Tulane* | W | 34-10 | 55,000 |

Peach Bowl - Atlanta, Ga.

| | | | | | |
|---------|-------------------|---|-------|--------|-----|
| Dec. 30 | #19 Florida State | W | 31-27 | 35,545 | TVS |
|---------|-------------------|---|-------|--------|-----|

* - Designated as a conference game by the SEC



1969

Record: 9-1-0

SEC: 4-1-0

Coach Charles McClendon

Captains: George Bevan (LB), Robert (Red) Ryder (OT)

| | | | | | |
|-----|----------|-------------------|---|-------|------------|
| | Sept. 20 | Texas A&M | W | 35-6 | 67,478 |
| | Sept. 27 | at Rice | W | 42-0 | 55,219 |
| #16 | Oct. 4 | Baylor | W | 63-8 | 64,151 |
| #14 | Oct. 10 | at Miami (Fla.) | W | 20-0 | 41,972 |
| #9 | Oct. 18 | at Kentucky | W | 37-10 | 37,500 |
| #9 | Oct. 25 | #14 Auburn (HC) | W | 21-20 | 63,516 ABC |
| #8 | Nov. 1 | at Ole Miss (20) | L | 23-26 | 46,332 ABC |
| #12 | Nov. 8 | Alabama | W | 20-15 | 67,590 |
| #12 | Nov. 15 | Mississippi State | W | 61-6 | 59,746 |
| #10 | Nov. 22 | Tulane | W | 27-0 | 65,980 |



1970

SEC CHAMPIONS

Record: 9-3-0

SEC: 5-0-0

Coach Charles McClendon

Captains: Buddy Lee (QB), John Sage (T)

| | | | | | |
|-----|----------|--------------------|---|-------|------------|
| #12 | Sept. 19 | Texas A&M | L | 18-20 | 67,590 |
| | Sept. 26 | Rice | W | 24-0 | 65,000 |
| | Oct. 3 | Baylor | W | 31-10 | 60,000 |
| #19 | Oct. 10 | Pacific | W | 34-0 | 48,000 |
| #15 | Oct. 17 | Kentucky (HC) | W | 14-7 | 67,508 |
| #14 | Oct. 24 | at #6 Auburn | W | 17-9 | 62,301 |
| #11 | Nov. 7 | at #19 Alabama (9) | W | 14-9 | 60,371 ABC |
| #9 | Nov. 14 | Mississippi State | W | 38-7 | 64,000 |
| #6 | Nov. 21 | at #4 Notre Dame | L | 0-3 | 59,075 |
| #6 | Nov. 28 | at Tulane | W | 26-14 | 81,233 |
| #8 | Dec. 5 | #16 Ole Miss | W | 61-17 | 67,590 ABC |

Orange Bowl - Miami, Fla.

| | | | | | | |
|----|--------|-------------|---|-------|--------|-----|
| #5 | Jan. 1 | #3 Nebraska | L | 12-17 | 80,699 | NBC |
|----|--------|-------------|---|-------|--------|-----|



1971

Record: 9-3

SEC: 3-2-0

Coach Charles McClendon

Captains: Louis Cascio (LB), Mike Demarie (OG)

| | | | | | |
|-----|----------|---------------------------|---|-------|------------|
| #9 | Sept. 11 | Colorado | L | 21-31 | 70,009 |
| | Sept. 18 | Texas A&M | W | 37-0 | 68,576 |
| #18 | Sept. 25 | at Wisconsin | W | 38-28 | 78,535 |
| #16 | Oct. 2 | Rice | W | 38-3 | 65,976 |
| #16 | Oct. 9 | Florida (HC) | W | 48-7 | 67,055 |
| #12 | Oct. 16 | at Kentucky | W | 17-13 | 35,000 |
| #11 | Oct. 30 | at Ole Miss (20) | L | 22-24 | 47,122 |
| #18 | Nov. 6 | #4 Alabama | L | 7-14 | 64,892 ABC |
| #20 | Nov. 13 | at Mississippi State (20) | W | 28-3 | 35,000 |
| #14 | Nov. 20 | #7 Notre Dame | W | 28-8 | 66,996 ABC |
| #10 | Nov. 27 | Tulane | W | 36-7 | 59,897 |

Sun Bowl - El Paso, Texas

| | | | | | | |
|-----|---------|------------|---|-------|--------|-----|
| #11 | Dec. 18 | Iowa State | W | 33-15 | 33,530 | CBS |
|-----|---------|------------|---|-------|--------|-----|



1972

Record: 9-2-1

SEC: 4-1-1

Coach Charles McClendon

Captains: Paul Lyons (QB), Pepper Rutland (LB)

| | | | | | |
|-----|----------|------------------------|---|-------|------------|
| #9 | Sept. 16 | Pacific | W | 31-13 | 66,574 |
| #8 | Sept. 23 | Texas A&M | W | 42-17 | 68,538 |
| #9 | Sept. 30 | Wisconsin | W | 27-7 | 69,142 |
| #8 | Oct. 7 | at Rice | W | 12-6 | 60,000 |
| #8 | Oct. 14 | #9 Auburn | W | 35-7 | 70,132 |
| #7 | Oct. 21 | Kentucky | W | 10-0 | 64,601 |
| #6 | Nov. 4 | Ole Miss | W | 17-16 | 70,502 |
| #6 | Nov. 11 | at #2 Alabama (9) | L | 21-35 | 72,039 ABC |
| #8 | Nov. 18 | Mississippi State (HC) | W | 28-14 | 60,589 |
| #8 | Nov. 25 | at Florida | T | 3-3 | 46,391 |
| #11 | Dec. 2 | at Tulane | W | 9-3 | 85,372 |

Astro-Bluebonnet Bowl - Houston, Texas

| | | | | | | |
|-----|---------|---------------|---|-------|--------|--------|
| #10 | Dec. 30 | #11 Tennessee | L | 17-24 | 52,961 | Hughes |
|-----|---------|---------------|---|-------|--------|--------|



1973

Record: 9-3-0

SEC: 5-1-0

Coach Charles McClendon

Captains: Tyler Lafauci (OG-DT), Binks Miciotto (DE)

| | | | | | |
|-----|----------|------------------------|---|-------|------------|
| #15 | Sept. 15 | #10 Colorado | W | 17-6 | 71,239 |
| #11 | Sept. 22 | Texas A&M | W | 28-23 | 68,394 |
| #10 | Sept. 29 | Rice | W | 24-9 | 66,226 |
| #10 | Oct. 6 | Florida | W | 24-3 | 66,974 |
| #10 | Oct. 13 | at Auburn | W | 20-6 | 64,331 |
| #9 | Oct. 20 | Kentucky | W | 28-21 | 66,991 |
| #9 | Oct. 27 | at South Carolina | W | 33-29 | 51,039 |
| #7 | Nov. 3 | at Ole Miss (20) | W | 51-14 | 47,222 ABC |
| #7 | Nov. 17 | Mississippi State (HC) | W | 26-7 | 66,536 |
| #7 | Nov. 22 | #2 Alabama | L | 7-21 | 67,748 ABC |
| #8 | Dec. 1 | at Tulane | L | 0-14 | 86,598 |

Orange Bowl - Miami, Fla.

| | | | | | | |
|-----|--------|---------------|---|------|--------|-----|
| #13 | Jan. 1 | #6 Penn State | L | 9-16 | 60,477 | NBC |
|-----|--------|---------------|---|------|--------|-----|



1974

Record: 5-5-1

SEC: 2-4-0

Coach Charles McClendon

Captains: Brad Boyd (TE), Steve Lelekacs (LB)

| | | | | | |
|-----|----------|---------------------------|---|-------|------------|
| #9 | Sept. 14 | Colorado | W | 42-14 | 70,274 |
| #7 | Sept. 21 | Texas A&M | L | 14-21 | 69,088 |
| #17 | Sept. 28 | at Rice | T | 10-10 | 55,000 |
| | Oct. 5 | at #13 Florida | L | 14-24 | 56,570 |
| | Oct. 12 | Tennessee (HC) | W | 20-10 | 67,907 |
| | Oct. 19 | at Kentucky | L | 13-20 | 57,000 |
| | Nov. 2 | Ole Miss | W | 24-0 | 66,728 |
| | Nov. 9 | at Alabama (9) | L | 0-30 | 70,364 ABC |
| | Nov. 16 | at Mississippi State (20) | L | 6-7 | 37,000 |
| | Nov. 23 | Tulane | W | 24-22 | 66,017 |
| | Nov. 30 | Utah | W | 35-10 | 55,573 |



1975

Record: 5-6-0

SEC: 2-4-0

Coach Charles McClendon

Captains: Greg Bienvenu (C), Steve Cassidy (OT)

| | | | | | |
|--|----------|---------------------|---|-------|------------|
| | Sept. 13 | at #6 Nebraska | L | 7-10 | 70,259 |
| | Sept. 20 | #11 Texas A&M | L | 8-39 | 69,445 |
| | Sept. 27 | Rice (13) | W | 16-13 | 41,826 |
| | Oct. 4 | #20 Florida (HC) | L | 6-34 | 67,494 |
| | Oct. 11 | at #19 Tennessee | L | 10-24 | 75,276 |
| | Oct. 18 | Kentucky | W | 17-14 | 61,083 |
| | Oct. 25 | #20 South Carolina | W | 24-6 | 61,445 |
| | Nov. 1 | at Ole Miss (20) | L | 13-17 | 40,438 ABC |
| | Nov. 8 | #5 Alabama | L | 10-23 | 65,047 |
| | Nov. 15 | Mississippi State * | W | 6-16 | 61,483 |
| | Nov. 22 | at Tulane | W | 42-6 | 70,850 |

* - Forfeited to LSU by NCAA



1976

Record: 7-3-1

SEC: 3-3-0

Coach Charles McClendon

Captains: Roy Stuart (OG), Butch Knight (DE)

| | | | | | |
|-----|----------|----------------------------|---|-------|--------|
| | Sept. 11 | #1 Nebraska | T | 6-6 | 70,746 |
| #16 | Sept. 18 | Oregon State | W | 28-11 | 68,057 |
| #15 | Sept. 25 | Rice | W | 31-0 | 67,260 |
| #11 | Oct. 2 | at #19 Florida | L | 23-28 | 57,119 |
| #20 | Oct. 9 | Vanderbilt (HC) | W | 33-20 | 66,835 |
| #16 | Oct. 16 | at Kentucky | L | 7-21 | 57,695 |
| | Oct. 30 | Ole Miss | W | 45-0 | 67,350 |
| | Nov. 6 | at #15 Alabama (9) | L | 17-28 | 71,018 |
| | Nov. 13 | at Mississippi State (20)* | W | 13-21 | 40,000 |
| | Nov. 20 | Tulane | W | 17-7 | 64,318 |
| | Nov. 27 | Utah | W | 35-7 | 48,355 |

* - Forfeited to LSU by NCAA



1977

Record: 8-4-0

SEC: 4-2-0

Coach Charles McClendon

Captains: Kelly Simmons (FB), Steve Ripple (LB)

| | | | | | |
|-----|----------|-------------------|---|-------|------------|
| | Sept. 17 | at Indiana | L | 21-24 | 30,067 |
| | Sept. 24 | Rice | W | 77-0 | 67,844 |
| | Oct. 1 | #9 Florida | W | 36-14 | 68,029 |
| #18 | Oct. 8 | at Vanderbilt | W | 28-15 | 24,000 |
| #16 | Oct. 15 | #12 Kentucky (HC) | L | 13-33 | 71,495 |
| | Oct. 22 | Oregon | W | 56-17 | 59,017 |
| | Oct. 29 | at Ole Miss (20) | W | 28-21 | 47,200 ABC |
| #18 | Nov. 5 | #2 Alabama | L | 3-24 | 65,377 ABC |
| | Nov. 12 | Mississippi State | W | 27-24 | 61,333 |
| | Nov. 19 | at Tulane | W | 20-17 | 72,025 |
| | Nov. 26 | Wyoming | W | 66-7 | 52,388 |

Sun Bowl - El Paso, Texas

| | | | | | |
|---------|----------|---|-------|--------|-----|
| Dec. 31 | Stanford | L | 14-24 | 31,318 | CBS |
|---------|----------|---|-------|--------|-----|

Year-by-Year Results

INTRO
THIS IS LSU
TIGERS
COACHES
REVIEW
HISTORY
LSU



1978

Record: 8-4-0

SEC: 3-3-0

Coach Charles McClendon

Captains: Charles Alexander (TB), Thad Minaldi (LB)

| | | | | | | |
|-----|----------|---------------------------|---|-------|--------|-----|
| #13 | Sept. 16 | Indiana | W | 24-17 | 78,534 | |
| #10 | Sept. 23 | Wake Forest | W | 13-11 | 77,197 | |
| #11 | Sept. 30 | at Rice | W | 37-7 | 50,000 | |
| #11 | Oct. 7 | at Florida | W | 34-21 | 55,457 | |
| #11 | Oct. 14 | Georgia (HC) | L | 17-24 | 77,158 | |
| #16 | Oct. 21 | at Kentucky | W | 21-0 | 57,918 | |
| #12 | Nov. 4 | Ole Miss | W | 30-8 | 73,120 | ABC |
| #10 | Nov. 11 | at #3 Alabama (9) | L | 10-31 | 76,831 | ABC |
| #17 | Nov. 18 | at Mississippi State (20) | L | 14-16 | 44,200 | |
| | Nov. 25 | Tulane | W | 40-21 | 75,876 | |
| | Dec. 2 | Wyoming | W | 24-17 | 64,458 | |

Liberty Bowl - Memphis, Tenn.

| | | | | | |
|---------|--------------|---|-------|--------|-----|
| Dec. 23 | #18 Missouri | L | 15-20 | 53,064 | ABC |
|---------|--------------|---|-------|--------|-----|



1979

Record: 7-5-0

SEC: 4-2-0

Coach Charles McClendon

Captains: John Ed Bradley (C), Willie Teal (CB), Rusty Brown (S)

| | | | | | | |
|-----|----------|-----------------------|---|-------|--------|-----|
| | Sept. 15 | at Colorado | W | 44-0 | 46,642 | |
| | Sept. 22 | Rice | W | 47-3 | 74,934 | |
| #20 | Sept. 29 | #1 Southern Cal | L | 12-17 | 78,322 | |
| #17 | Oct. 6 | Florida | W | 20-3 | 73,073 | |
| #13 | Oct. 13 | at Georgia | L | 14-21 | 61,000 | |
| | Oct. 20 | Kentucky | W | 23-19 | 71,296 | |
| | Oct. 27 | #8 Florida State (HC) | L | 19-24 | 67,197 | ABC |
| | Nov. 3 | at Ole Miss (20) | W | 28-24 | 45,548 | |
| | Nov. 10 | #1 Alabama | L | 0-3 | 73,708 | |
| | Nov. 17 | Mississippi State | W | 21-3 | 69,454 | |
| | Nov. 24 | at #18 Tulane | L | 13-24 | 73,496 | ABC |

Tangerine Bowl - Orlando, Fla.

| | | | | | |
|---------|-------------|---|-------|--------|--------|
| Dec. 22 | Wake Forest | W | 34-10 | 38,666 | Mizlou |
|---------|-------------|---|-------|--------|--------|



1980

Record: 7-4-0

SEC: 4-2-0

Coach Jerry Stovall

Captains: Hokie Gajan (FB), Lyman White (OLB)

| | | | | | | |
|--|----------|-------------------------------|---|-------|--------|-----|
| | Sept. 6 | #13 Florida State | L | 0-16 | 77,535 | |
| | Sept. 13 | Kansas State | W | 21-0 | 75,405 | |
| | Sept. 20 | Colorado | W | 23-20 | 74,999 | |
| | Sept. 27 | at Rice | L | 7-17 | 41,000 | |
| | Oct. 4 | at #19 Florida | W | 24-7 | 59,299 | |
| | Oct. 11 | Auburn (HC) | W | 21-17 | 76,094 | |
| | Oct. 18 | at Kentucky | W | 17-10 | 57,800 | |
| | Nov. 1 | Ole Miss | W | 38-16 | 71,422 | ABC |
| | Nov. 8 | at #6 Alabama | L | 7-28 | 60,210 | |
| | Nov. 15 | at #19 Mississippi State (20) | L | 31-55 | 48,863 | |
| | Nov. 22 | Tulane | W | 24-7 | 69,248 | |



1981

Record: 3-7-1

SEC: 1-4-1

Coach Jerry Stovall

Captains: James Britt (CB), Tom Tully (OG)

| | | | | | | |
|--|----------|------------------------|---|-------|--------|-----|
| | Sept. 5 | #4 Alabama | L | 7-24 | 78,066 | ABC |
| | Sept. 12 | at #4 Notre Dame | L | 9-27 | 59,075 | USA |
| | Sept. 19 | Oregon State | W | 27-24 | 74,962 | |
| | Sept. 26 | Rice | W | 28-14 | 71,869 | |
| | Oct. 3 | Florida | L | 10-24 | 73,665 | |
| | Oct. 10 | at Auburn | L | 7-19 | 61,000 | |
| | Oct. 17 | Kentucky | W | 24-10 | 69,169 | |
| | Oct. 24 | #20 Florida State (HC) | L | 14-38 | 74,816 | |
| | Oct. 31 | at Ole Miss (20) | T | 27-27 | 46,324 | |
| | Nov. 14 | Mississippi State | L | 9-17 | 71,303 | |
| | Nov. 28 | at Tulane | L | 7-48 | 71,546 | |



1982

Record: 8-3-1

SEC: 4-1-1

Coach Jerry Stovall

Captains: Alan Risher (QB), James Britt (CB)

| | | | | | | |
|-----|----------|----------------------|---|-------|--------|-----|
| | Sept. 18 | Oregon State | W | 45-7 | 78,425 | |
| | Sept. 25 | Rice | W | 52-13 | 75,040 | |
| | Oct. 2 | at #4 Florida | W | 24-13 | 73,152 | |
| #18 | Oct. 9 | Tennessee | T | 24-24 | 77,448 | |
| #16 | Oct. 16 | at Kentucky | W | 34-10 | 55,107 | |
| #14 | Oct. 23 | South Carolina (HC) | W | 14-6 | 78,944 | |
| #13 | Oct. 30 | Ole Miss | W | 45-8 | 74,404 | |
| #11 | Nov. 6 | at #8 Alabama (9) | W | 20-10 | 77,230 | |
| #6 | Nov. 13 | at Mississippi State | L | 24-27 | 31,556 | ABC |
| #12 | Nov. 20 | #7 Florida State | W | 55-21 | 76,637 | |
| #7 | Nov. 27 | Tulane | L | 28-31 | 76,114 | |

Orange Bowl - Miami, Fla.

| | | | | | | |
|-----|--------|-------------|---|-------|--------|-----|
| #13 | Dec. 1 | #3 Nebraska | L | 20-21 | 54,407 | NBC |
|-----|--------|-------------|---|-------|--------|-----|



1983

Record: 4-7-0

SEC: 0-6-0

Coach Jerry Stovall

Captains: John Fritchie (ILB), Mike Gambrell (C)

| | | | | | | |
|-----|----------|-------------------|---|-------|--------|-----|
| #13 | Sept. 10 | #12 Florida State | L | 35-40 | 79,665 | ABC |
| | Sept. 17 | at Rice | W | 24-10 | 34,000 | |
| | Sept. 24 | #9 Washington | W | 40-14 | 82,390 | |
| #16 | Oct. 1 | #12 Florida | L | 17-31 | 78,616 | |
| | Oct. 8 | at Tennessee | L | 6-20 | 94,497 | TBS |
| | Oct. 15 | Kentucky (HC) | L | 13-21 | 77,765 | |
| | Oct. 22 | South Carolina | W | 20-6 | 71,951 | |
| | Oct. 29 | at Ole Miss (20) | L | 24-27 | 49,383 | |
| | Nov. 5 | #19 Alabama | L | 26-32 | 70,606 | ABC |
| | Nov. 12 | Mississippi State | L | 26-45 | 74,439 | |
| | Nov. 19 | at Tulane | W | 20-7 | 51,765 | TBS |



1984

Record: 8-3-1

SEC: 4-1-1

Coach Bill Arnsparger

Captains: Gregg Dubroc (OLB), Liffort Hobley (FS), Kevin Langford (OG), Jeff Wickersham (QB)

| | | | | | | |
|-----|----------|----------------------|---|-------|--------|------|
| | Sept. 8 | at Florida | T | 21-21 | 70,197 | TBS |
| | Sept. 15 | Wichita State | W | 47-7 | 78,026 | |
| | Sept. 22 | Arizona | W | 27-26 | 78,052 | |
| | Sept. 29 | at #15 Southern Cal | W | 23-3 | 60,128 | |
| #12 | Oct. 13 | Vanderbilt (HC) | W | 34-27 | 78,003 | ESPN |
| #10 | Oct. 20 | at #16 Kentucky | W | 36-10 | 57,252 | ABC |
| #7 | Oct. 27 | Notre Dame | L | 22-30 | 78,033 | ABC |
| #15 | Nov. 3 | Ole Miss | W | 32-29 | 77,649 | |
| #12 | Nov. 10 | at Alabama (9) | W | 16-14 | 74,301 | |
| #9 | Nov. 17 | at Mississippi State | L | 14-16 | 30,556 | |
| #16 | Nov. 24 | Tulane | W | 33-15 | 77,983 | |

Sugar Bowl - New Orleans, La.

| | | | | | | |
|-----|--------|-------------|---|-------|--------|-----|
| #11 | Jan. 1 | #5 Nebraska | L | 10-28 | 75,608 | ABC |
|-----|--------|-------------|---|-------|--------|-----|



1985

Record: 9-2-1

SEC: 4-1-1

Coach Bill Arnsparger

Captains: Shawn Burks (ILB), Dalton Hilliard (RB), Jeff Wickersham (QB), Karl Wilson (DE)

| | | | | | | |
|-----|----------|-------------------|---|-------|--------|------|
| #12 | Sept. 14 | at North Carolina | W | 23-13 | 50,866 | |
| #9 | Sept. 21 | Colorado State | W | 17-3 | 78,491 | |
| #8 | Oct. 5 | #11 Florida | L | 0-20 | 78,598 | |
| #20 | Oct. 12 | at Vanderbilt | W | 49-7 | 40,962 | |
| #17 | Oct. 19 | Kentucky (HC) | W | 10-0 | 78,562 | ESPN |
| #16 | Nov. 2 | at Ole Miss (20) | W | 14-0 | 45,000 | TBS |
| #15 | Nov. 9 | #20 Alabama | T | 14-14 | 76,772 | ABC |
| #19 | Nov. 16 | Mississippi State | W | 17-15 | 76,099 | |
| #17 | Nov. 23 | at Notre Dame | W | 10-7 | 59,075 | USA |
| #13 | Nov. 30 | at Tulane | W | 31-19 | 64,194 | |
| #12 | Dec. 7 | East Carolina | W | 35-15 | 65,660 | |

Liberty Bowl - Memphis, Tenn.

| | | | | | | |
|-----|---------|--------|---|------|--------|------|
| #12 | Dec. 27 | Baylor | L | 7-21 | 40,186 | Katz |
|-----|---------|--------|---|------|--------|------|



1986

SEC CHAMPIONS

Record: 9-3-0

SEC: 5-1-0

Coach Bill Arnsparger

Captains: Eric Andolsek (OG), Michael Brooks (OLB), John Hazard (OT), Karl Wilson (DE)

| | | | | | | |
|-----|----------|---------------------------|---|-------|--------|------|
| #14 | Sept. 13 | #7 Texas A&M | W | 35-17 | 79,113 | ESPN |
| #8 | Sept. 20 | Miami (Ohio) | L | 12-21 | 75,777 | |
| #18 | Oct. 4 | at Florida | W | 28-17 | 74,221 | |
| #16 | Oct. 11 | Georgia | W | 23-14 | 78,252 | |
| #12 | Oct. 18 | at Kentucky | W | 25-16 | 57,201 | |
| #12 | Oct. 25 | North Carolina (HC) | W | 30-3 | 78,301 | |
| #12 | Nov. 1 | Ole Miss | L | 19-21 | 77,758 | ABC |
| #18 | Nov. 8 | at #6 Alabama (9) | W | 14-10 | 75,808 | ESPN |
| #12 | Nov. 15 | at Mississippi State (20) | W | 47-0 | 48,000 | ESPN |
| #8 | Nov. 22 | Notre Dame | W | 21-19 | 78,197 | |
| #5 | Nov. 29 | Tulane | W | 37-17 | 78,131 | |

Sugar Bowl - New Orleans, La.

| | | | | | | |
|----|--------|-------------|---|-------|--------|-----|
| #5 | Jan. 1 | #6 Nebraska | L | 15-30 | 76,234 | ABC |
|----|--------|-------------|---|-------|--------|-----|



1987

Record: 10-1-1

SEC: 5-1-0

Coach Mike Archer

Captains: Eric Andolsek (OG), Tommy Clapp (DE), Wendell Davis (SE), Nicky Hazard (ILB)

| | | | | | | |
|-----|----------|------------------------|---|-------|--------|------|
| #6 | Sept. 5 | at #15 Texas A&M | W | 17-3 | 71,292 | ESPN |
| #6 | Sept. 12 | Cal State Fullerton | W | 56-12 | 73,452 | |
| #4 | Sept. 19 | Rice State | W | 49-16 | 73,558 | |
| #4 | Sept. 26 | #7 Ohio State | T | 13-13 | 79,263 | CBS |
| #7 | Oct. 3 | #19 Florida | W | 13-10 | 79,313 | ESPN |
| #7 | Oct. 10 | at #16 Georgia | W | 26-23 | 82,122 | ESPN |
| #6 | Oct. 17 | Kentucky | W | 34-9 | 77,084 | TBS |
| #5 | Oct. 31 | at Ole Miss (20) | W | 42-13 | 56,500 | |
| #5 | Nov. 7 | #13 Alabama | L | 10-22 | 79,379 | ESPN |
| #10 | Nov. 14 | Mississippi State (HC) | W | 34-14 | 79,258 | |
| #9 | Nov. 21 | at Tulane | W | 41-36 | 70,158 | |

Gator Bowl - Jacksonville, Fla.

| | | | | | | |
|----|---------|-------------------|---|-------|--------|-----|
| #7 | Dec. 31 | #8 South Carolina | W | 30-13 | 82,119 | CBS |
|----|---------|-------------------|---|-------|--------|-----|

- INTRO
- THIS IS LSU
- TIGERS
- COACHES
- REVIEW
- HISTORY
- LSU



1988 SEC CHAMPIONS

Record: 8-4-0 **SEC: 6-1**

Coach Mike Archer

Captains: Tommy Hodson (QB), Todd Coutey (C), Ralph Norwood (OT), Eric Hill (OLB), Greg Jackson (WS)

| | | | | | | |
|--|----------|----------------------|---|-------|--------|------|
| #18 | Sept. 3 | #10 Texas A&M | W | 27-0 | 79,018 | |
| #9 | Sept. 17 | at Tennessee | W | 34-9 | 92,849 | TBS |
| #9 | Sept. 24 | at #18 Ohio State | L | 33-36 | 90,584 | ABC |
| #14 | Oct. 1 | at #17 Florida | L | 6-19 | 74,264 | CBS |
| | Oct. 8 | #4 Auburn | W | 7-6 | 79,431 | ESPN |
| #19 | Oct. 15 | Kentucky | W | 15-12 | 71,418 | |
| #13 | Oct. 29 | Ole Miss (HC) | W | 31-20 | 79,114 | TBS |
| #13 | Nov. 5 | at #18 Alabama | W | 19-18 | 70,123 | CBS |
| #12 | Nov. 12 | at Mississippi State | W | 20-3 | 30,010 | TBS |
| #11 | Nov. 19 | #3 Miami (Fla.) | L | 3-44 | 79,528 | ESPN |
| #16 | Nov. 26 | Tulane | W | 44-14 | 75,497 | |
| Hall of Fame Bowl - Tampa, Fla. | | | | | | |
| #16 | Jan. 2 | #17 Syracuse | L | 10-23 | 51,112 | NBC |



1989

Record: 4-7-0 **SEC: 2-5**

Coach Mike Archer

Captains: Tommy Hodson (QB), Karl Dunbar (DT)

| | | | | | | |
|-----|----------|--------------------|---|-------|--------|------|
| #7 | Sept. 2 | at Texas A&M | L | 16-28 | 61,733 | ESPN |
| #21 | Sept. 16 | Florida State | L | 21-31 | 75,524 | ESPN |
| | Sept. 30 | Ohio | W | 57-6 | 63,860 | |
| | Oct. 7 | Florida | L | 13-16 | 74,527 | |
| | Oct. 14 | at #12 Auburn | L | 6-10 | 85,214 | CBS |
| | Oct. 21 | at Kentucky | L | 21-27 | 53,967 | |
| | Oct. 28 | #11 Tennessee (HC) | L | 39-45 | 71,634 | TBS |
| | Nov. 4 | at Ole Miss | W | 35-30 | 42,354 | |
| | Nov. 11 | #4 Alabama | L | 16-32 | 77,197 | ESPN |
| | Nov. 18 | Mississippi State | W | 44-20 | 62,592 | |
| | Nov. 25 | at Tulane | W | 27-7 | 41,573 | |



1990

Record: 5-6-0 **SEC: 2-5**

Coach Mike Archer

Captains: Sol Graves (QB), Marc Boutte (DT)

| | | | | | | |
|--|----------|---------------------------|---|-------|--------|------|
| | Sept. 8 | Georgia | W | 18-13 | 76,751 | |
| | Sept. 15 | Miami (Ohio) | W | 35-7 | 63,237 | |
| | Sept. 22 | at Vanderbilt | L | 21-24 | 33,149 | TBS |
| | Sept. 29 | #11 Texas A&M | W | 17-8 | 77,703 | |
| | Oct. 6 | at #10 Florida | L | 8-34 | 75,063 | ESPN |
| | Oct. 20 | Kentucky | W | 30-20 | 64,720 | |
| | Oct. 27 | at #12 Florida State | L | 3-42 | 60,111 | TBS |
| | Nov. 3 | #17 Ole Miss (HC) | L | 10-19 | 79,634 | |
| | Nov. 10 | at Alabama | L | 3-24 | 70,123 | |
| | Nov. 17 | at Mississippi State (20) | L | 22-34 | 22,509 | |
| | Nov. 24 | Tulane | W | 16-13 | 67,435 | |



1991

Record: 5-6-0 **SEC: 3-4**

Coach Curley Hallman

Captains: Todd Kinchen (SE), Marc Boutte (DT), Darrell Williams (FB)

| | | | | | | |
|--|----------|------------------------|---|-------|--------|------|
| | Sept. 7 | at Georgia | L | 10-31 | 85,434 | ABC |
| | Sept. 14 | at #20 Texas A&M | L | 7-45 | 66,281 | |
| | Sept. 21 | Vanderbilt | W | 16-14 | 64,341 | |
| | Oct. 5 | #13 Florida | L | 0-16 | 72,019 | |
| | Oct. 12 | Arkansas State | W | 70-14 | 62,024 | |
| | Oct. 19 | at Kentucky | W | 29-26 | 53,650 | TBS |
| | Oct. 26 | #1 Florida State | L | 16-27 | 71,019 | ESPN |
| | Nov. 2 | at Ole Miss (20) | W | 25-22 | 41,000 | |
| | Nov. 9 | #8 Alabama | L | 17-20 | 78,838 | ABC |
| | Nov. 16 | Mississippi State (HC) | L | 19-28 | 67,724 | |
| | Nov. 23 | at Tulane | W | 39-20 | 38,384 | |



1992

Record: 2-9-0 **SEC: 1-7**

Coach Curley Hallman

Captains: Darron Landry (OG), Anthony Williams (LB), Carlton Buckels (CB)

| | | | | | | |
|--|----------|-----------------------|---|-------|--------|-------|
| | Sept. 5 | #7 Texas A&M | L | 22-31 | 69,313 | ABC |
| | Sept. 12 | #22 Mississippi State | W | 24-3 | 68,888 | |
| | Sept. 19 | at Auburn | L | 28-30 | 76,637 | JP-TV |
| | Sept. 26 | Colorado State | L | 14-17 | 69,654 | |
| | Oct. 3 | #7 Tennessee | L | 0-20 | 68,318 | ESPN |
| | Oct. 10 | at #23 Florida | L | 21-28 | 83,401 | |
| | Oct. 17 | Kentucky | L | 25-27 | 57,641 | |
| | Oct. 31 | at Ole Miss (20) | L | 0-32 | 47,000 | |
| | Nov. 7 | #3 Alabama | L | 11-31 | 76,813 | ABC |
| | Nov. 21 | Tulane (HC) | W | 24-12 | 59,919 | |
| | Nov. 27 | at Arkansas | L | 6-30 | 32,721 | ESPN |



1993

Record: 5-6-0 **SEC: 3-5**

Coach Curley Hallman

Captains: Chad Loup (QB), Anthony Marshall (FS), Scott Holstein (P), Gabe Northern (DE)

| | | | | | | |
|--|----------|----------------------|---|-------|--------|-------|
| | Sept. 4 | at #5 Texas A&M | L | 0-24 | 61,307 | ABC |
| | Sept. 11 | at Mississippi State | W | 18-16 | 33,324 | ABC |
| | Sept. 18 | Auburn | L | 10-34 | 71,936 | |
| | Sept. 25 | at #13 Tennessee | L | 20-42 | 95,931 | JP-TV |
| | Oct. 2 | Utah State | W | 38-17 | 57,316 | |
| | Oct. 9 | #5 Florida | L | 3-58 | 60,060 | ESPN |
| | Oct. 16 | at Kentucky | L | 17-35 | 54,750 | |
| | Oct. 30 | Ole Miss (HC) | W | 19-17 | 61,470 | |
| | Nov. 6 | at #5 Alabama | W | 17-13 | 70,123 | JP-TV |
| | Nov. 20 | Tulane | W | 24-10 | 58,190 | |
| | Nov. 27 | Arkansas | L | 24-42 | 54,239 | ESPN |



1994

Record: 4-7-0 **SEC: 3-5**

Coach Curley Hallman

Captains: Brett Bech (SE), Ivory Hilliard (FS), Jonny Fayard (TE), Troy Twillie (FS)

| | | | | | | |
|--|----------|---------------------|---|-------|--------|-------|
| | Sept. 3 | #15 Texas A&M | L | 13-18 | 75,504 | |
| | Sept. 10 | Mississippi State | W | 44-24 | 63,029 | |
| | Sept. 17 | at #11 Auburn | L | 26-30 | 84,754 | JP-TV |
| | Oct. 1 | South Carolina (HC) | L | 17-18 | 63,281 | |
| | Oct. 8 | at #1 Florida | L | 18-42 | 85,385 | JP-TV |
| | Oct. 15 | Kentucky | W | 17-13 | 61,764 | |
| | Oct. 29 | at Ole Miss | L | 21-34 | 40,157 | |
| | Nov. 5 | #6 Alabama | L | 17-35 | 75,453 | ESPN |
| | Nov. 12 | Southern Miss | L | 18-20 | 51,710 | |
| | Nov. 19 | at Tulane | W | 49-25 | 32,067 | |
| | Nov. 26 | at Arkansas (6) | W | 30-12 | 45,633 | |



1995

Record: 7-4-1 **SEC: 4-3-1**

Coach Gerry DiNardo

Captain: Shedrick Wilson (WR)

| | | | | | | |
|-----|----------|----------------------|---|-------|--------|-------|
| | Sept. 2 | at #3 Texas A&M | L | 17-33 | 70,057 | ABC |
| | Sept. 9 | at Mississippi State | W | 34-16 | 36,110 | JP-TV |
| | Sept. 16 | #5 Auburn | W | 12-6 | 80,559 | |
| | Sept. 23 | Rice (HC) | W | 52-7 | 73,342 | |
| #18 | Sept. 30 | at South Carolina | T | 20-20 | 67,902 | JP-TV |
| #21 | Oct. 7 | #3 Florida | L | 10-28 | 80,583 | JP-TV |
| | Oct. 14 | at Kentucky | L | 16-24 | 51,500 | |
| | Oct. 21 | North Texas | W | 49-7 | 66,870 | |
| | Nov. 4 | at #16 Alabama | L | 3-10 | 70,123 | ABC |
| | Nov. 11 | Ole Miss | W | 38-9 | 78,246 | |
| | Nov. 18 | #14 Arkansas | W | 28-0 | 66,548 | ABC |

Independence Bowl - Shreveport, La.

| | | | | | | |
|--|---------|----------------|---|-------|--------|------|
| | Dec. 29 | Michigan State | W | 45-26 | 48,835 | ESPN |
|--|---------|----------------|---|-------|--------|------|



1996

Record: 10-2-0 **SEC: 6-2**

Coach Gerry DiNardo

Captains: Ben Bordelon (OT), Allen Stansberry (LB)

| | | | | | | |
|-----|----------|-----------------------|---|-------|--------|-------|
| #17 | Sept. 7 | Houston | W | 35-34 | 80,303 | |
| #21 | Sept. 21 | at #14 Auburn | W | 19-15 | 85,214 | ESPN |
| #17 | Sept. 28 | New Mexico State (HC) | W | 63-7 | 77,676 | |
| #14 | Oct. 5 | Vanderbilt | W | 35-0 | 80,142 | |
| #12 | Oct. 12 | at #1 Florida | L | 13-56 | 85,567 | CBS |
| #17 | Oct. 19 | Kentucky | W | 41-14 | 79,660 | |
| #13 | Oct. 26 | Mississippi State | W | 28-20 | 79,594 | JP-TV |
| #11 | Nov. 9 | #10 Alabama | L | 0-26 | 80,290 | ESPN |
| #17 | Nov. 16 | at Ole Miss | W | 39-7 | 44,436 | |
| #18 | Nov. 23 | Tulane | W | 35-17 | 78,966 | |
| #19 | Nov. 29 | at Arkansas (6) | W | 17-7 | 22,329 | CBS |

Peach Bowl - Atlanta, Ga.

| | | | | | | |
|-----|---------|---------|---|------|--------|------|
| #17 | Dec. 28 | Clemson | W | 10-7 | 63,622 | ESPN |
|-----|---------|---------|---|------|--------|------|



1997

Record: 9-3-0 **SEC: 6-2**

Coach Gerry DiNardo

Captains: Adam Perry (OG), Chuck Wiley (DT)

| | | | | | | |
|-----|----------|----------------------|---|-------|--------|-------|
| #10 | Sept. 6 | Texas-EI Paso | W | 55-3 | 80,015 | |
| #10 | Sept. 13 | at Mississippi State | W | 24-9 | 40,030 | ESPN |
| #10 | Sept. 20 | #12 Auburn | L | 28-31 | 80,538 | ESPN |
| #13 | Sept. 27 | Akron (HC) | W | 56-0 | 79,772 | |
| #13 | Oct. 4 | at Vanderbilt | W | 7-6 | 37,045 | |
| #14 | Oct. 11 | #1 Florida | W | 28-21 | 80,677 | ESPN |
| #8 | Oct. 18 | Ole Miss | L | 21-36 | 80,442 | JP-TV |
| #16 | Nov. 1 | at Kentucky | W | 63-28 | 58,450 | ESPN2 |
| #14 | Nov. 8 | at Alabama | W | 27-0 | 70,123 | CBS |
| #11 | Nov. 15 | Notre Dame | L | 6-24 | 80,566 | CBS |
| #17 | Nov. 28 | Arkansas | W | 31-21 | 79,619 | CBS |

Independence Bowl - Shreveport, La.

| | | | | | | |
|-----|---------|------------|---|------|--------|------|
| #15 | Dec. 28 | Notre Dame | W | 27-9 | 50,459 | ESPN |
|-----|---------|------------|---|------|--------|------|

Year-by-Year Results

INTRO
THIS IS LSU
TIGERS
COACHES
REVIEW
HISTORY
LSU



1998
Record: 4-7-0 **SEC: 2-6**
Coach Gerry DiNardo
Captains: Todd McClure (C), Anthony McFarland (NG), Joe Wesley (LB)

| | | | | | | |
|-----|----------|-----------------------|---|------------|--------|-------|
| #7 | Sept. 12 | Arkansas State | W | 42-6 | 80,051 | |
| #7 | Sept. 19 | at Auburn | W | 31-19 | 85,214 | ESPN |
| #6 | Sept. 26 | Idaho (HC) | W | 53-20 | 80,466 | |
| #6 | Oct. 3 | #12 Georgia | L | 27-28 | 80,792 | ESPN |
| #11 | Oct. 10 | at #6 Florida | L | 10-22 | 85,407 | ESPN |
| #21 | Oct. 17 | Kentucky | L | 36-39 | 80,524 | ESPN2 |
| | Oct. 24 | #24 Mississippi State | W | 41-6 | 80,040 | ESPN2 |
| | Oct. 31 | at Ole Miss | L | 31-37 (OT) | 50,577 | |
| | Nov. 7 | Alabama | L | 16-22 | 80,522 | CBS |
| | Nov. 21 | at #10 Notre Dame | L | 36-39 | 80,012 | NBC |
| | Nov. 27 | at #13 Arkansas (6) | L | 14-41 | 55,831 | CBS |



1999
Record: 3-8-0 **SEC: 1-7**
Coach Gerry DiNardo / Hal Hunter (interim, Arkansas game)
Captains: Rondell Mealey (TB), Johnny Mitchell (DT), Charles Smith (LB)

| | | | | | | |
|--|----------|--------------------------|---|-------|--------|-------|
| | Sept. 4 | San Jose State | W | 29-21 | 76,753 | |
| | Sept. 11 | North Texas (HC) | W | 52-0 | 76,845 | |
| | Sept. 18 | Auburn | L | 7-41 | 80,562 | ESPN |
| | Oct. 2 | at #10 Georgia | L | 22-23 | 86,117 | JP-TV |
| | Oct. 9 | #8 Florida | L | 10-31 | 80,255 | CBS |
| | Oct. 16 | at Kentucky | L | 5-31 | 67,370 | JP-TV |
| | Oct. 23 | at #12 Mississippi State | L | 16-17 | 41,274 | ESPN2 |
| | Oct. 30 | #25 Ole Miss | L | 23-42 | 80,084 | |
| | Nov. 6 | at #12 Alabama | L | 17-23 | 83,818 | JP-TV |
| | Nov. 13 | Houston | L | 7-20 | 76,671 | |
| | Nov. 26 | #17 Arkansas | W | 35-10 | 77,610 | CBS |



2000
Record: 8-4-0 **SEC: 5-3**
Coach Nick Saban
Captains: Rohan Davey (QB), Trev Faulk (LB), Louis Williams (OT)

| | | | | | | |
|-----|----------|-----------------------|---|------------|--------|-------|
| | Sept. 2 | Western Carolina | W | 58-0 | 87,188 | |
| | Sept. 9 | Houston | W | 28-13 | 82,469 | |
| | Sept. 16 | at #24 Auburn | L | 17-34 | 85,612 | ESPN |
| | Sept. 23 | UAB (HC) | L | 10-13 | 85,339 | |
| | Sept. 30 | #11 Tennessee | W | 38-31 (OT) | 91,682 | ESPN |
| | Oct. 7 | at #12 Florida | L | 9-41 | 85,365 | JP-TV |
| | Oct. 14 | Kentucky | W | 34-0 | 85,664 | |
| | Oct. 21 | #13 Mississippi State | W | 45-38 (OT) | 90,584 | ESPN2 |
| | Nov. 4 | Alabama | W | 30-28 | 91,778 | CBS |
| | Nov. 11 | at Ole Miss | W | 20-9 | 52,476 | ESPN2 |
| #24 | Nov. 24 | at Arkansas (6) | L | 3-14 | 43,982 | CBS |

Peach Bowl - Atlanta, Ga.
Dec. 29 #15 Georgia Tech W 28-14 73,614 ESPN



2001
SEC CHAMPIONS
Record: 10-3-0 **SEC: 5-3**
Coach Nick Saban
Captains: Rohan Davey (QB), Trev Faulk (LB), Robert Royal (TE)

| | | | | | | |
|-----|----------|-----------------------|---|-------|---------|-------|
| #14 | Sept. 1 | Tulane | W | 48-17 | 91,782 | |
| #13 | Sept. 8 | Utah State | W | 31-14 | 87,756 | |
| #13 | Sept. 29 | at #7 Tennessee | L | 18-26 | 108,472 | ESPN |
| #18 | Oct. 6 | #2 Florida | L | 15-44 | 92,010 | CBS |
| | Oct. 13 | at Kentucky | W | 29-25 | 52,471 | |
| | Oct. 20 | at Mississippi State | W | 42-0 | 45,514 | ESPN2 |
| | Oct. 27 | Ole Miss | L | 24-35 | 91,941 | ESPN2 |
| | Nov. 3 | at Alabama | W | 35-21 | 83,818 | CBS |
| | Nov. 10 | Middle Tennessee (HC) | W | 30-14 | 88,249 | |
| | Nov. 23 | #24 Arkansas | W | 41-38 | 89,560 | CBS |
| #22 | Dec. 1 | #25 Auburn | W | 27-14 | 92,141 | ESPN |

SEC Championship Game - Atlanta, Ga.
#21 Dec. 8 #2 Tennessee W 31-20 74,843 CBS

Sugar Bowl - New Orleans, La.
#12 Jan. 1 #7 Illinois W 47-34 77,688 ABC



2002
Record: 8-5-0 **SEC: 5-3**
Coach Nick Saban
Captains: Bradie James (LB), LaBrandon Toefield (RB)

| | | | | | | |
|-----|----------|----------------------|---|-------|--------|-------|
| #14 | Sept. 1 | at #16 Virginia Tech | L | 8-26 | 65,049 | ABC |
| #24 | Sept. 7 | The Citadel | W | 35-10 | 85,022 | |
| #25 | Sept. 14 | Miami (Ohio) | W | 33-7 | 90,010 | |
| #22 | Sept. 28 | Mississippi State | W | 31-13 | 90,793 | |
| #21 | Oct. 5 | UL-Lafayette (HC) | W | 48-0 | 91,357 | |
| #18 | Oct. 12 | at #16 Florida | W | 36-7 | 85,252 | ESPN |
| #14 | Oct. 19 | South Carolina | W | 38-14 | 91,340 | ESPN2 |
| #10 | Oct. 26 | at Auburn | L | 7-31 | 85,366 | JP-TV |
| #16 | Nov. 9 | at Kentucky | W | 33-30 | 66,262 | JP-TV |
| #14 | Nov. 16 | #10 Alabama | L | 0-31 | 92,012 | ESPN |
| #21 | Nov. 23 | Ole Miss | W | 14-13 | 91,613 | ESPN2 |
| #17 | Nov. 29 | at Arkansas (6) | L | 20-21 | 55,553 | CBS |

Cotton Bowl - Dallas, Texas
Jan. 1 #9 Texas L 20-35 70,817 Fox



2003
National Champions
SEC Champions
Record: 13-1-0 **SEC: 7-1**
Coach Nick Saban
Captains: Chad Lavalais (DT), Matt Mauck (QB), Rodney Reed (OT), Michael Clayton (WR)

| | | | | | | |
|-----|----------|----------------------|---|-------|--------|-------|
| #14 | Aug. 30 | UL-Monroe | W | 49-7 | 89,148 | |
| #13 | Sept. 6 | at Arizona | W | 59-13 | 46,110 | TBS |
| #12 | Sept. 13 | Western Illinois | W | 35-7 | 87,164 | |
| #11 | Sept. 20 | #7 Georgia | W | 17-10 | 92,251 | CBS |
| #7 | Sept. 27 | at Mississippi State | W | 41-6 | 45,835 | ESPN2 |
| #6 | Oct. 11 | Florida | L | 7-19 | 92,077 | CBS |
| #10 | Oct. 18 | at South Carolina | W | 33-7 | 82,525 | ESPN2 |
| #9 | Oct. 25 | #17 Auburn | W | 31-7 | 92,085 | ESPN |
| #7 | Nov. 1 | Louisiana Tech (HC) | W | 49-10 | 91,879 | |
| #4 | Nov. 15 | at Alabama | W | 27-3 | 83,818 | ESPN |
| #3 | Nov. 22 | #15 at Ole Miss | W | 17-14 | 62,552 | CBS |
| #3 | Nov. 28 | Arkansas | W | 55-24 | 92,213 | CBS |

SEC Championship Game - Atlanta, Ga.
#3 Dec. 6 #5 Georgia W 34-13 74,913 CBS

BCS National Championship Game - Nokia Sugar Bowl - New Orleans, La.
#2 Jan. 4 #3 Oklahoma W 21-14 79,342 ABC



2004
Record: 9-3-0 **SEC: 6-2**
Coach: Nick Saban
Captains: Marcus Spears (DE), Marcus Randall (QB), Corey Webster (CB), Andrew Whitworth (OT)

| | | | | | | |
|-----|----------|-------------------|---|------------|--------|-------|
| #4 | Sept. 4 | Oregon State | W | 22-21 (OT) | 91,828 | ESPN |
| #6 | Sept. 11 | Arkansas State | W | 53-3 | 91,611 | |
| #5 | Sept. 18 | at #14 Auburn | L | 10-9 | 87,451 | CBS |
| #13 | Sept. 25 | Mississippi State | W | 51-0 | 91,431 | JP-TV |
| #13 | Oct. 2 | at #3 Georgia | L | 45-16 | 92,746 | CBS |
| #24 | Oct. 9 | at #12 Florida | W | 24-21 | 90,377 | ESPN |
| #18 | Oct. 23 | Troy State (HC) | W | 24-20 | 89,493 | |
| #19 | Oct. 30 | Vanderbilt | W | 24-7 | 90,825 | |
| #17 | Nov. 13 | Alabama | W | 26-10 | 91,861 | ESPN |
| #14 | Nov. 20 | Ole Miss | W | 27-24 | 91,413 | |
| #14 | Nov. 26 | at Arkansas (6) | W | 43-14 | 55,829 | CBS |

Capital One Bowl - Orlando, Fla.
#12 Jan. 1 #11 Iowa L 30-25 70,229 ABC



2005
Record: 11-2-0 **SEC: 7-1**
Coach: Les Miles
Captains: Joseph Addai (RB), Skyler Green (WR), Andrew Whitworth (OT), Kyle Williams (DT)

| | | | | | | |
|-----|----------|------------------------|---|----------|--------|-------|
| #5 | Sept. 10 | at #15 Arizona State | W | 35-31 | 63,210 | ESPN |
| #4 | Sept. 26 | * #10 Tennessee | L | 30-27 OT | 91,986 | ESPN2 |
| #4 | Oct. 1 | * at Mississippi State | W | 37-7 | 48,344 | |
| #11 | Oct. 8 | * at Vanderbilt | W | 34-6 | 37,309 | ESPN2 |
| #10 | Oct. 15 | * #11 Florida | W | 21-17 | 92,402 | CBS |
| #7 | Oct. 22 | * #15 Auburn | W | 20-17 OT | 92,664 | ESPN |
| #7 | Oct. 29 | North Texas | W | 56-3 | 88,887 | |
| #6 | Nov. 5 | Appalachian State (HC) | W | 24-0 | 91,414 | |
| #5 | Nov. 12 | * at #3 Alabama | W | 16-13 OT | 81,018 | CBS |
| #4 | Nov. 19 | * at Ole Miss | W | 40-7 | 59,543 | ESPN2 |
| #3 | Nov. 25 | * Arkansas | W | 19-17 | 92,127 | CBS |

SEC Championship Game - Atlanta, Ga.
#3 Dec. 3 vs. #13 Georgia L 34-14 73,717 CBS

Chick-Fil-A Peach Bowl - Atlanta, Ga.
#10 Dec. 30 vs. #9 Miami W 40-3 65,620 ESPN



2006
Record: 11-2-0 **SEC: 6-2**
Coach: Les Miles
Captains: JaMarcus Russell (QB), LaRon Landry (FS), Chris Jackson (P/PK)

| | | | | | | |
|-----|----------|----------------------|---|----------|---------|-------------|
| #8 | Sept. 2 | UL-Lafayette | W | 45-3 | 92,362 | TigerVision |
| #8 | Sept. 9 | Arizona | W | 45-3 | 92,221 | ESPN2 |
| #6 | Sept. 16 | * at #3 Auburn | L | 7-3 | 87,451 | CBS |
| #10 | Sept. 23 | Tulane (HC) | W | 49-7 | 92,135 | TigerVision |
| #9 | Sept. 30 | * Mississippi State | W | 48-17 | 91,960 | LFS |
| #9 | Oct. 7 | * at #5 Florida | L | 23-10 | 90,714 | CBS |
| #14 | Oct. 14 | * Kentucky | W | 49-0 | 92,148 | |
| #14 | Oct. 21 | Fresno State | W | 38-6 | 91,833 | ESPN2 |
| #13 | Nov. 4 | * at #8 Tennessee | W | 28-24 | 106,333 | CBS |
| #12 | Nov. 11 | * Alabama | W | 28-14 | 92,588 | ESPN |
| #9 | Nov. 18 | * Ole Miss | W | 23-20 OT | 92,449 | TigerVision |
| #9 | Nov. 24 | * at #5 Arkansas (6) | W | 31-26 | 55,833 | CBS |

Allstate Sugar Bowl - New Orleans, La.
#4 Jan. 3 vs. #11 Notre Dame W 41-14 77,781 FOX

Far left rankings indicate LSU's Associated Press ranking. AP Rankings from 1936-present. Number in parentheses after opponent indicates neutral or off-campus site.

(1) Jackson, La. (6) Little Rock, Ark. (11) Gulfport, Miss. (16) San Antonio, Texas (21) Monroe, La.
(2) Vicksburg, Miss. (7) Alexandria, La. (12) Houston, Texas (17) New York, N.Y. (22) Columbus, Ga.
(3) New Orleans, La. (8) Memphis, Tenn. (13) Shreveport, La. (18) Montgomery, Ala.
(4) Meridian, Miss. (9) Birmingham, Ala. (14) Dallas, Texas (19) Indianapolis, Ind.
(5) Mobile, Ala. (10) Columbus, Miss. (15) Galveston, Texas (20) Jackson, Miss.

LSU and the No. 1 Ranking

LSU spent 13 weeks as the nation's No. 1 ranked college football team according to the Associated Press during the 1958 and 1959 seasons. LSU garnered its first No. 1 AP ranking on Oct. 28, 1958, after a 10-7 victory over Florida. LSU spent the remainder of the 1958 season as the nation's No. 1 ranked team en route to claiming the national title that year.

LSU opened 1959 ranked No. 1 in the nation and held that spot for eight weeks before a 14-13 loss to No. 13 Tennessee. LSU's last No. 1 ranking came on Nov. 7, 1959.

After a 44-year absence from the top spot in the national polls, the Tigers moved to No. 1 in the ESPN/USA Today Coaches Poll on Jan. 5, 2004, following their 21-14 win over Oklahoma in the BCS National title game.

| Date | Year |
|----------|------|
| Oct. 28 | 1958 |
| Nov. 4 | 1958 |
| Nov. 11 | 1958 |
| Nov. 18 | 1958 |
| Nov. 25 | 1958 |
| Dec. 2 | 1958 |
| Sept. 22 | 1959 |
| Sept. 29 | 1959 |
| Oct. 6 | 1959 |
| Oct. 13 | 1959 |
| Oct. 20 | 1959 |
| Oct. 27 | 1959 |
| Nov. 3 | 1959 |
| Jan. 5 | 2004 |

The Tigers in the Polls

| Year | AP | UPI | Coaches | 1977 | 15 | -- | -- |
|------|----|-----|---------|------|----|----|----|
| 1936 | 2 | -- | -- | 1982 | 11 | 11 | 11 |
| 1937 | 8 | -- | -- | 1984 | 15 | 16 | 13 |
| 1945 | 15 | -- | -- | 1985 | 20 | 20 | 21 |
| 1946 | 8 | -- | -- | 1986 | 10 | 11 | 10 |
| 1949 | 9 | -- | -- | 1987 | 5 | 5 | 6 |
| 1958 | 1 | 1 | -- | 1988 | 19 | -- | 22 |
| 1959 | 3 | 3 | -- | 1995 | -- | 25 | 25 |
| 1961 | 4 | 3 | -- | 1996 | 12 | -- | 13 |
| 1962 | 7 | 8 | -- | 1997 | 13 | -- | 13 |
| 1964 | 7 | 7 | -- | 2000 | 22 | -- | -- |
| 1965 | 8 | 14 | -- | 2001 | 7 | -- | 8 |
| 1968 | 19 | -- | -- | 2003 | 2 | -- | 1 |
| 1969 | 10 | 7 | -- | 2004 | 16 | -- | 16 |
| 1970 | 7 | 6 | -- | 2005 | 6 | -- | 5 |
| 1971 | 11 | 10 | -- | 2006 | 3 | -- | 3 |
| 1972 | 11 | 10 | -- | | | | |
| 1973 | 13 | 14 | -- | | | | |

LSU's Record On TV By Network

| NETWORK (RESULT) | GAMES | RECORD | PCT. | LAST TIME | OPPONENT |
|------------------|------------|-----------------|-------------|----------------|------------------------------|
| ESPN | 49 | 29-20 | .592 | Nov. 11, 2006 | vs. Alabama (W, 28-14) |
| ABC | 48 | 15-30-3 | .344 | Jan. 1, 2005 | vs. Iowa (L, 30-25) |
| CBS | 44 | 24-19-1 | .557 | Nov. 24, 2006 | at Arkansas (W, 31-26) |
| LFS | 18 | 6-11-1 | .361 | Sept. 30, 2006 | vs. Miss.State (W, 48-17) |
| ESPN2 | 17 | 13-4 | .765 | Oct. 21, 2006 | vs. Fresno State (W, 38-6) |
| TBS | 13 | 8-4-1 | .654 | Sept. 6, 2003 | at Arizona (W, 59-13) |
| NBC | 13 | 5-7-1 | .423 | Nov. 21, 1998 | at Notre Dame (L, 39-36) |
| FOX | 2 | 1-1 | .500 | Jan. 3, 2007 | vs. Notre Dame (W, 41-14) |
| USA | 2 | 1-1 | .500 | Nov. 23, 1985 | at Notre Dame (W, 10-7) |
| TVS | 1 | 1-0 | 1.000 | Dec. 30, 1968 | vs. Florida State (W, 31-27) |
| Mizlou | 1 | 1-0 | 1.000 | Dec. 22, 1979 | vs. Wake Forest (W, 32-10) |
| Katz | 1 | 0-1 | .000 | Dec. 27, 1985 | vs. Baylor (L, 21-7) |
| Hughes | 1 | 0-1 | .000 | Dec. 30, 1972 | vs. Tennessee (L, 24-17) |
| TOTALS | 210 | 104-99-7 | .512 | | |

Highest Scoring Games

| OPPONENT | DATE | SCORE | SITE |
|-------------------|----------------|-------|----------------|
| Southwestern La. | Nov. 21, 1936 | 93-0 | Baton Rouge |
| Baylor | Nov. 10, 1908 | 89-0 | Baton Rouge |
| Southwestern La. | Oct. 4, 1930 | 85-0 | Baton Rouge |
| Southwestern La. | Oct. 5, 1912 | 85-3 | Baton Rouge |
| Jefferson College | Oct. 2, 1920 | 81-0 | Baton Rouge |
| Spring Hill | Oct. 8, 1932 | 80-0 | Baton Rouge |
| Louisiana Normal | Oct. 8, 1921 | 78-0 | Baton Rouge |
| Rice | Sept. 24, 1977 | 77-0 | Baton Rouge |
| S. D. Wesleyan | Sept. 20, 1930 | 76-0 | Baton Rouge |
| Louisiana Tech | Sept. 27, 1930 | 71-0 | Baton Rouge |
| Millsaps | Nov. 11, 1900 | 70-0 | Baton Rouge |
| Arkansas State | Oct. 12, 1991 | 70-14 | Baton Rouge |
| Wyoming | Nov. 26, 1977 | 66-7 | Baton Rouge |
| Baylor | Oct. 4, 1969 | 63-8 | Baton Rouge |
| New Mexico State | Sept. 28, 1996 | 63-7 | Baton Rouge |
| Kentucky | Nov. 1, 1997 | 63-28 | Lexington, Ky. |
| Tulane | Nov. 22, 1958 | 62-0 | New Orleans |
| Tulane | Nov. 25, 1961 | 62-0 | Baton Rouge |
| Tulane | Nov. 20, 1965 | 62-0 | Baton Rouge |
| Mississippi State | Nov. 15, 1969 | 61-6 | Baton Rouge |
| Mississippi | Dec. 5, 1970 | 61-17 | Baton Rouge |
| Louisiana Tech | Oct. 3, 1914 | 60-0 | Baton Rouge |

LSU's Year-by-Year Record on Network TV

| | | | | | | | |
|------|-------|------|-------|------|-------|------|------|
| 1958 | 1-0 | 1971 | 2-1 | 1985 | 3-1-1 | 1998 | 2-6 |
| 1959 | 1-1 | 1972 | 0-2 | 1986 | 3-2 | 1999 | 1-6 |
| 1960 | 0-0-1 | 1973 | 1-2 | 1987 | 5-1-1 | 2000 | 5-3 |
| 1961 | 2-0 | 1974 | 0-1 | 1988 | 5-4 | 2001 | 6-3 |
| 1962 | 1-0 | 1975 | 0-1 | 1989 | 0-5 | 2002 | 5-5 |
| 1963 | 0-2 | 1977 | 1-2 | 1990 | 0-3 | 2003 | 10-1 |
| 1964 | 1-0-1 | 1978 | 1-2 | 1991 | 1-3 | 2004 | 5-3 |
| 1965 | 1-1 | 1979 | 1-2 | 1992 | 0-5 | 2005 | 8-2 |
| 1966 | 1-1 | 1980 | 1-0 | 1993 | 2-4 | 2006 | 7-2 |
| 1967 | 1-0-1 | 1981 | 0-2 | 1994 | 0-3 | | |
| 1968 | 1-0 | 1982 | 0-1 | 1995 | 3-3-1 | | |
| 1969 | 1-1 | 1983 | 1-4 | 1996 | 4-2 | | |
| 1970 | 2-0 | 1984 | 2-2-1 | 1997 | 5-3 | | |

LSU in Season Openers

Overall Record: 80-28-5
 at Baton Rouge: 69-14-3
 at Opponent's Site: 11-13-2
 at Neutral Site: 0-1-0
 Longest Win Streak: 30 games (1900-1930)
 Longest Losing Streak: 5 games: (1991-95)
 Current Winning Streak: 4 games: (2003-06)

LSU in Homecoming Games

Overall Record: 54-25-3
 Current Winning Streak: 6 games: (2001-06)
 First Homecoming: 1922, Def. Tulane, 25-14
 Last Homecoming: 2006, Def. Tulane, 49-7

LSU vs. All Homecoming Opponents

| | | | |
|------------------------|-------|-----------------------|-------|
| vs. Akron: | 1-0 | vs. New Mexico State: | 1-0 |
| vs. Alabama: | 0-1 | vs. North Carolina: | 1-0 |
| vs. Appalachian State: | 1-0 | vs. North Texas: | 1-0 |
| vs. Auburn: | 4-0 | vs. Rice: | 1-0 |
| vs. Florida: | 3-3 | vs. Sewanee: | 3-0 |
| vs. Florida State: | 0-2 | vs. South Carolina: | 3-1 |
| vs. Georgia: | 0-1 | vs. Tennessee: | 1-5-1 |
| vs. Georgia Tech: | 0-2 | vs. Troy: | 1-0 |
| vs. Idaho: | 1-0 | vs. Tulane: | 4-0 |
| vs. Kentucky: | 7-2 | vs. UAB: | 0-1 |
| vs. Ole Miss: | 6-3-1 | | |
| vs. Louisiana Tech: | 1-0 | | |
| vs. UL-Lafayette: | 1-0 | | |
| vs. Middle Tennessee: | 1-0 | | |
| vs. Mississippi State: | 7-3 | | |



Kyle Goldrich of Baton Rouge and Sarah Ford of Plano, Texas, were named the 2006 Homecoming king and queen in a halftime presentation during the Tulane game.

INTRO

THIS IS LSU

TIGERS

COACHES

REVIEW

HISTORY

LSU

Gaynell (Gus) Tinsley

End - 1935, 1936
Associated Press (1935-36)

The Tigers' first All-American, Gaynell (Gus) Tinsley was a unanimous selection in both 1935 and 1936. He played both ways as an end and led LSU to two SEC titles and three Sugar Bowl appearances. After earning three letters with the Tigers from 1934-36, he went on to a successful NFL career where he was twice named an All-Pro selection while playing for the Chicago Cardinals. Tinsley later returned to LSU where he served as the Tigers' head coach from 1948-54. During the 1949 season he led LSU to an 8-2-0 season that included wins over the Southern, Southeastern and Southwest Conference champions and a Sugar Bowl tilt versus Oklahoma. He was a charter member of the LSU Athletics Hall of Fame.



Marvin (Moose) Stewart

Center - 1935, 1936
Helms Foundation

A three-year letterwinner for the Tigers (1934-36), Marvin (Moose) Stewart was selected to the Helms Foundation All-American team in 1935. Later named an All-SEC selection by the Associated Press in 1936, he helped the Tigers to back-to-back SEC titles in 1935 and 1936. Stewart was a charter member of the LSU Athletics Hall of Fame.



Ken Kavanaugh, Sr.

End - 1939
Associated Press

A standout receiver for the Tigers from 1937-39, Ken Kavanaugh was selected as an All-American by the Associated Press and finished seventh in the Heisman balloting during his senior season. A two-time AP First-Team All-SEC selection (1938-39), Kavanaugh was known for scoring all four touchdowns in the Tigers' 28-7 victory over Holy Cross in 1939.


He went on to an outstanding professional career with the New York Giants, where he continued with the organization as a scout after his playing career. A superb athlete, Kavanaugh also enjoyed a brief stint in baseball's professional ranks after lettering on the diamond at LSU. He had a son, Ken, Jr., who lettered at LSU from 1969-71 as a receiver on the football team.



George Tarasovic

Center - 1951
National Editorial Alliance

George Tarasovic was a junior college transfer who, although playing and lettering only one year at LSU, was named both an All-American and All-SEC selection that season. An all-around athlete in high school, Tarasovic's college career was abbreviated because of military service during the Korean War. However, after returning from the service Tarasovic resumed his playing career at the professional level where he saw over a dozen years of action in NFL and AFL.



Sid Fournet

Tackle - 1954
Associated Press, UPI, Look, Football Writers Association of America, National Editorial Alliance, Williamson, INS


An extremely durable performer, Sid Fournet played guard and tackle on both sides of the ball. Earning All-American distinction in 1954, Fournet was credited with seeing action in 83 percent of the Tigers' total plays that season. Also a two-time first-team All-SEC selection, he was honored by both AP and UPI in 1953 and 1954.



Jimmy Taylor

Fullback - 1957
Football Writers Association of America-Look

Viewed as one of the most complete football players to have ever played the game, Jimmy Taylor was named a All-American by the Football Writers Association of America-Look in 1957. Voted the MVP of the 1958 Senior Bowl, he went on to a legendary pro career with the Green Bay Packers (1958-66) and New Orleans Saints (1967) and was later inducted into the Pro Football Hall of Fame in 1976. Taylor is a member of the Louisiana Sports Hall of Fame and the LSU Athletics Hall of Fame.



Billy Cannon

Halfback - 1958, 1959
1959 Heisman Trophy
Associated Press (1958-59), UPI (1958-59), National Editorial Alliance (1958-59), Central Press (1958-59), American Football Coaches Association (1958-59), The Sporting News (1958-59), Football Writers Association of America-Look (1958-59), New York Daily News (1958-59), NBC (1958-59), Time (1958), Leahy (1958), Hearst (1959).


The greatest football player ever to don the Purple and Gold, Billy Cannon was awarded the Heisman Trophy in 1959. He was given virtually every honor that could be bestowed on an individual, including All-America accolades in 1958 and 1959. Cannon was considered almost as valuable on defense as he was on offense. His 89-yard punt return in 1959 against Ole Miss has become a gridiron legend, but few remember that he and Warren Rabb stuffed Ole Miss at the goal line of a fourth and inches to preserve the dramatic 7-3 victory. A three-year letterwinner for the Tigers (1957-59), he was also a two-time first-team All-SEC selection (1958-59).



Max Fugler

Center - 1958
Football Writers Association of America-Look, NBC


A bulwark for the White Team, Max Fugler was instrumental in the Tigers' 1958 national championship run. Named an All-American by the Football Writers Association of America-Look and NBC that same year, he was heralded as an outstanding blocker on offense and incomparable down lineman on defense. His defensive work was exemplified by the number of goal line and fourth down stands the Tigers had during the glory years of 1958 and 1959. He was also named a first-team All-SEC selection by UPI in 1958.



Roy (Moonie) Winston

Guard - 1961
Associated Press, UPI, National Editorial Alliance, Central Press, Football Writers Association of America Look, Kodak/American Football Coaches Association, New York Daily News, The Sporting News, Time

A 1961 All-America selection at guard, Roy (Moonie) Winston excelled on defense with a strong initial charge, plus speed and agility. Soft-spoken, Winston was a born-leader that was elected by his teammates as the Tigers' team captain in 1961. Winston also earned first-team All-SEC honors from the AP and UPI that same year. In addition, he played on LSU's SEC champion baseball team in the early 1960's before enjoying a brilliant NFL career in Minnesota.



Fred Miller

Tackle - 1962
All America Organization

A stellar lineman for the great LSU teams of the early 1960s, Fred Miller originally signed with Tulane after finishing at Homer High School, but he found out he was one English credit short, so he was bound for Texas A&M until Paul Dietzel sold his family on LSU. He played alongside Moonie Winston in 1961 and was a blocker for Heisman runner-up Jerry Stovall in 1962. In his three seasons, LSU played in two bowls, including the Orange (25-7 over Colorado) and Cotton (13-0 over Texas). He was drafted by the Colts and later earned All-Pro honors. He is a member of LSU's Modern Day Team of the Century.




Jerry Stovall

Halfback - 1962
Associated Press, UPI, National Editorial Alliance, Central Press, Football Writers Association of America Look, Kodak/American Football Coaches Association, New York Daily News, The Sporting News, Time, CBS

Ironically, Jerry Stovall was the last recruit signed by LSU after he graduated from high school. Once with the Tigers he earned All-America accolades and finished second in the 1962 Heisman Trophy balloting. Also a two-time All-SEC selection, Stovall went on to play nine seasons with the St. Louis Cardinals before becoming an assistant coach at South Carolina. He later returned to LSU as


assistant coach and was named head coach after tragic death of Bo Rein in 1980. He took LSU to 1983 Orange Bowl and was named National Coach of the Year by the Walter Camp Football Foundation after the 1982 season.



Billy Truax

End - 1963
Football News

Billy Truax was an excellent blocker, but LSU's offense in that era was geared towards the run and, consequently, his talents as a pass receiver were never exploited. Football News honored him as an All-American in 1963, the same year the UPI recognized him as a first-team all-conference honoree. Truax's son, Chris, was an offensive lineman at LSU from 1988-91.



Remi Prudhomme

Tackle - 1964
National Editorial Alliance, New York Daily News, Football News


A stalwart of the Chinese Bandits, Remi Prudhomme was an unusually strong player. His size and weight made him unique and his aggressive temperament was ideal for the role in which he was cast. Named a 1964 All-American by the National Editorial Alliance, the New York Daily News and the Football News, he also garnered all-conference honors from the UPI. Prudhomme went on to a brilliant pro career with the Buffalo Bills, Kansas City Chiefs and New Orleans Saints.



Doug Moreau

Split End - 1965
Football News

Doug Moreau's pass-catching ability was heralded, but his place kicking had to be recognized. In his junior season, his talented toe was responsible for the first two victories of the year, a 9-6 win over the Texas Aggies and 3-0 victory against Rice. The AP named him a first-team All-SEC pick in 1964 before he earned All-America honors from the Football News in 1965. Moreau went on to play professional ball with the Miami Dolphins, but earned a law degree and served as a district judge in Baton Rouge. He currently works as the city's District Attorney.



George Rice

Tackle - 1965
Time, The Sporting News

A local lad, George Rice's prowess in high school overlapped three sports: football, basketball and track. Extremely powerful, his specialty in track was the shot put. On the gridiron he was a devastating blocker and tackler who played in three bowl games during his varsity career. Rice was named a first-team All-SEC selection by UPI in 1964 and an All-American by Time and the Sporting News a year later. He participated in the Hula Bowl and went on to a long and successful career in the NFL before returning to LSU as a graduate assistant.



John Garlington

End - 1967
Kodak/American Football Coaches Association

An incredible athlete whose talents typified his play and teamwork, John Garlington had excellent speed and lateral pursuit. Opponents were timid when it came to attacking his side of the defensive line. Even with his size, he was a speed merchant. In the 1966 Rice encounter, Garlington picked off an errant pass and returned it 42 yards for a touchdown. A 1967 Kodak/AFCA All-American, he was also a two-time first-team All-SEC selection (1966 and 1967).



George Bevan

Linebacker - 1969
Football Writers Association of America-Look, Kodak/American Football Coaches Association



Possibly the finest all-around linebacker ever to play at LSU, George Bevan's size had absolutely nothing to do with his desire, competitiveness, leadership and commitment. In the first game of his junior year, he injured his Achilles tendon to such an extent that he underwent several surgeries and spent 32 months on crutches. There was little hope he would ever play football again, but by the summer of 1969, his determination had earned him a starting role. Although Bevan had many notable moments, his blocked extra point against Auburn in the classic 21-20 victory by LSU had to be his crowning achievement. He was named both an All-American and All-SEC (AP and UPI) selection in 1969. Bevan earned his law degree and works as an attorney in Baton Rouge.

Tommy Casanova

Cornerback - 1969, 1970, 1971
Associated Press (1969-70), Kodak/American Football Coaches Association (1969-70), UPI (1971), Central Press (1971), Football Writers Association of America (1971), Walter Camp (1971), Football News (1971), Time (1971)



Versatility personified might be the best description of the myriad talents of Tommy Casanova. During his three-year LSU career, he played offense and defense, returned punts and kickoffs and did everything except handle the water cart. A fearless competitor, he led the team by example through three brilliant seasons and entered immortality as a result of his actions, both on and off the field. A three-time All-American, Casanova is one of just six three-time All-SEC performers in LSU history (1969-70-71). Following his collegiate career, Casanova played several seasons with the Cincinnati Bengals while pursuing his medical degree. He is now is an ophthalmologist in his home town.

Mike Anderson

Linebacker - 1970
Associated Press, UPI, Central Press, Football Writers Association of America-Look, Kodak/American Football Coaches Association, Football News, Time

Mike Anderson started every game during his three years as a linebacker at LSU. In fact, he was the second of three straight All-America linebackers produced by the Tigers: George Bevan in 1969; Anderson in 1970; and Warren Capone in 1973. Anderson was noted for one great play -- at Auburn in 1970, LSU was leading 17-9, the Plainsmen had the ball, fourth and one inch and 6-2, 225-pound fullback Wallace Clark drove for the TD. Anderson met him head-on short of pay dirt and his feat became that of which legends are made. Named an All-American in 1970, he was also recognized as a first-team All-SEC pick by the AP and UPI that same year.



INTRO

THIS IS LSU

TIGERS

COACHES

REVIEW

HISTORY

LSU



Ronnie Estay


Tackle - 1971
Kodak/American Football Coaches Association

One of the quickest defensive linemen ever to play at LSU, Ronnie Estay, a true Cajun, anchored a defense that allowed fewest yards in the nation. During his junior year, he tackled both quarterbacks Pat Sullivan of Auburn and Archie Manning of Ole Miss for safeties. In 1971, he was recognized as a Kodak/AFCA All-American as well as a first-team All-SEC selection by the AP and UPI.

Bert Jones

Quarterback - 1972
UPI, National Editorial Alliance, Kodak/American Football Coaches Association, Time, The Sporting News

Bert Jones possessed as strong an arm as any quarterback in college history. He finished fourth in the balloting for the 1972 Heisman Trophy, won a SEC title as a sophomore and played in three bowl games while compiling a 26-6-1 career mark as a Tiger. He started only two games prior to the next-to-last game of his junior season, but started every one after that. Jones' most notable feats came against Notre Dame, 1971 (28-8), and Ole Miss in 1972 when, with time expired, he threw a touchdown pass to Brad Davis for the 17-16 LSU victory. A 1972 All-American and first-team All-SEC selection, he was the first pick in 1973 NFL draft by Baltimore Colts.



Warren Capone

Linebacker - 1972, 1973
Football Writers Association of America (1972-73), Kodak/American Football Coaches Association (1973)

Warren Capone was another in the long line of Baton Rouge natives who starred at LSU. He played in the Sun, Bluebonnet and Orange Bowls during his years as a starting linebacker. For his efforts, he was named an All-American in 1972 and 1973 as well as first-team All-SEC by the AP in 1972 and both the AP and UPI in 1973. Capone played for Birmingham in the World Football League and the Dallas Cowboys in the Super Bowl. He is the past president of the National "L" Club.



Tyler LaFauci

Guard - 1973
Associated Press, National Editorial Alliance, Walter Camp

During Tyler LaFauci's three year career, LSU compiled a 27-8-1 mark and participated in three bowl games: Sun, Bluebonnet and Orange. His lack of height didn't inhibit his determination and competitiveness as he excelled both as a pass blocker and a pulling blocker. A 1973 All-American, he was also a first-team All-SEC pick as voted

on by the AP and UPI that year. Also a brilliant student, LaFauci went on to postgraduate work and earned a physical therapist degree, a profession he practices in Baton Rouge.

Mike Williams

Cornerback - 1974
Kodak/American Football Coaches Association, The Sporting News, Time

Feisty, aggressive, determined and unyielding; those were the adjectives that best described the play of Mike Williams. Named Sports Illustrated's Back-of-the-Week for his play against Kentucky in 1973, he was also named an All-American by Kodak/AFCA, The Sporting News and Time during the 1974 season.



Charles Alexander

Tailback - 1977, 1978
UPI (1977), Kodak/American Football Coaches Association (1977-78), Football Writers Association of America (1977-78), Walter Camp (1977-78), The Sporting News (1978), National Editorial Alliance (1978)

At the end of a stellar career that included a pair of All-American and All-SEC (AP and UPI) honors, Charles Alexander's name sat a top nine SEC categories, tied for another conference mark and topped 27 LSU records. In two bowl games, he was responsible for 330 yards. Alexander still holds the school records for most rushes in a game (43), most yards in a season (1686) and most yards gained per game in a season (153.3). He was drafted in first round by Cincinnati and played in the Super Bowl.



Robert Dugas

Offensive Tackle - 1978
Football News

Suffice it to say, Robert Dugas' academic prowess surpassed his athletic ability which was considerable. He was a member of the self-named "Root Hogs" which cleared the way for many of Charles Alexander's record setting performances. Dugas was named to the Football News' All-America team in 1978, the CoSIDA Academic All-America Team in 1977 and to All-SEC teams both in 1977 and 1978.



James Britt

Cornerback - 1982
National Editorial Alliance


After three seasons, James Britt appeared ready to blossom. But in the second game of the 1981 season against Notre Dame, he intercepted a pass to set up a field goal, and a few minutes later, a broken arm ended his year. He went on to have an outstanding senior season in 1982 that was capped with All-

America honors from the National Editorial Alliance. Britt was a second-round pick by the Atlanta Falcons and played there several years before entering a successful business career in the Georgia capital. Named an Academic All-American by CoSIDA in 1982, he was also a first-team All-SEC pick by the AP in 1982.

Albert Richardson

Linebacker - 1982
Football News


Albert Richardson still holds the LSU records for most tackles in a game (21 vs. South Carolina, 1982) and a career (952) and for 21 years, he also held LSU's single-season record for tackles (150, 1981). Named an All-American by the Football News in 1982, Richardson was also selected as a first-team All-SEC performer by the AP and UPI that same year. His genes fitted him for a role in football as his father, Albert, Sr., was a Baton Rouge High School assistant coach.



Eric Martin

Split End - 1983
The Sporting News

A converted running back, Eric Martin compiled a brilliant record during his four years in varsity competition. At one time he was the school holder in season (52) and career (105) receptions, yards in a single game (209) and most yards in a season (1,064). At the conclusion of his career he was second only to former teammate Wendell Davis in career receiving yards in the SEC. As a freshman he was second in the nation in kickoff returns, a total that included a 100-yarder to a touchdown against Kentucky. A 1983 Sporting News All-American, he was also a two-time first-team All-SEC selection. He was also inducted into the Louisiana Sports Hall of Fame in 2006.



Lance Smith

Offensive Tackle - 1984
UPI, Kodak/American Football Coaches Association, Football News

Lance Smith's size and quickness ideally suited him as he was named to the SEC All-Freshman team. Smith matured both physically and emotionally during his first two years in Tigertown and was strong as a bull by the time his junior season came around.



He earned All-America honors from UPI, Kodak/AFCA and Football News in 1984, in addition to first-team All-SEC honors from the AP and UPI. Later, a third round choice by Phoenix, Smith quickly earned a starting role with the Cardinals.

Michael Brooks

Linebacker - 1985
Associated Press, Scripps-Howard News Service

Michael Brooks stepped in from the very first game and showed his potential. His impressive play on the field earned him All-American honors as a junior and it was thought he would be a cinch to become one of the few two-time All-Americans in LSU history. But fate intervened and a knee injury in the Florida game sidelined Brooks for the remainder of the season. He was named first-team All-SEC in 1985 by the AP, UPI and SEC Coaches. The Denver Broncos drafted him in the third round.



Wendell Davis

Split End - 1986, 1987
Football Writers Association of America (1986-87), The Sporting News (1986-87), Washington Post (1986), College and Pro Football Newsweekly (1986), UPI (1987), Kodak/American Football Coaches Association (1987), Football News (1987), Scripps-Howard News Service (1987)



One of the most prolific receivers in LSU history, two-time All-American Wendell Davis had 100 or more receiving yards in 12 games during his career. He finished his career with a then SEC record 2,708 yards receiving, a mark that still ranks second in LSU history and ninth in SEC history. Davis also still ranks among the top 10 in the SEC in single season receiving yards (1,244), single season receptions (80) and career receptions (183). He was also named a first-team All-SEC pick by the AP, UPI and SEC Coaches in 1987 and 1988 and was later drafted by the Chicago Bears.



Nacho Albergamo

Center - 1987
Associated Press, UPI, Walter Camp, Kodak/American Football Coaches Association, Football Writers Association of America, The Sporting News, Football News, Scripps-Howard News Service

Nacho Albergamo was LSU's most decorated player in 1987. Along with guard Eric Andolsek, they comprised LSU's "A" team which anchored the fearsome Tiger offensive line that helped pave the way to a school record 4,843 offensive yards. Also a quality student, Albergamo was named the 1987 Toyota Leader of the Year and was one of 11 recipients of the 1987 National Football Foundation and Hall of Fame Scholar Athlete awards. He was twice named an Academic All-American by CoSIDA (1986 and 1987). Also a member of Omicron Delta Kappa leadership fraternity, he maintained a near 3.5 GPA in pre-med/zoology and attended LSU Medical School. Albergamo was also named a first-team All-SEC selection by the AP, UPI and SEC Coaches in 1987.



Greg Jackson

Safety - 1988
Gannett News Service

Greg Jackson led the nation in interception return yardage in 1988 after tying the NCAA record with a 100-yard return versus Mississippi State and later adding a 71-yard return for a TD against Tulane. Jackson's 219 interception return yards for the season have only ever been exceeded once in SEC history, by Mississippi's Joe Brodsky's 244 yards in 1956. He also returned punts for LSU, taking back 11 for 99 yards in 1988. Named first-team All-SEC by the AP and SEC Coaches, he was later drafted by the New York Giants.

Kevin Faulk

All-Purpose - 1996
Associated Press

LSU's all-time leading rusher and a three-time All-SEC choice, Kevin Faulk led the SEC in all-purpose yards and ranked No. 2 in the league in rushing as a sophomore. Named an AP All-American as an all-purpose player that year, his 246 yards in the season opener against Houston set an LSU single-game record. Faulk was a consensus All-SEC choice in 1996, 1997 and 1998, and the SEC Freshman Offensive Player of the Year in 1995. He led the SEC in rushing during both his junior and senior seasons and also topped the league in scoring as a senior. He was selected by the New England Patriots in the 1999 NFL draft and was a member of their 2002, 2004 and 2005 Super Bowl Champion teams.



David LaFleur

Tight End - 1996
Walter Camp

An imposing figure who was both a punishing blocker and a fine pass catcher, David LaFleur helped lead a resurgence of LSU football in the 1990s. The Tigers' receptions leader as a senior in 1996, he earned All-America honors from the Walter Camp Foundation that same year and was named All-SEC during both his sophomore and senior seasons. He finished his career with 71 catches for 881 yards and five touchdowns, but he was also instrumental in LSU's place as the top rushing team in the SEC in 1996 because of his blocking abilities. Following his graduation from LSU, he was chosen in the first round of the NFL draft by the Dallas Cowboys.



Alan Faneca

Offensive Guard - 1997
Associated Press, Football Writers Association of America, Walter Camp, The Football News, The Sporting News

A dominating run blocker, Alan Faneca was the first Outland Trophy finalist in LSU history and LSU's first winner of the Jacobs Trophy (given to the best blocker in the SEC) since 1978. Faneca, a 1997 All-America selection, anchored a heralded offensive line that helped pace LSU to SEC rushing titles in 1996 and 1997. Following his junior season, Faneca chose to enter the NFL draft where he was selected in the first round by the Pittsburgh Steelers.



Chad Kessler

Punter - 1997
Associated Press, American Football Coaches Association, The Football News, Walter Camp, The Sporting News

Chad Kessler became the first player in college football history to average over 50.0 yards per punt for a full season. He was an All-SEC choice his sophomore year and, after an average junior season, he exploded onto the national scene as the country's top punter. An excellent student, he finished his career with a 3.91 GPA and was named a first-team Academic All-American. Kessler signed a free agent contract with Tampa Bay out of LSU and then decided to pursue a career in medicine.



Todd McClure

Center - 1998
American Football Coaches Association

An All-American and two-time All-SEC center, Todd McClure also served as LSU's offensive team captain as a senior. The Tigers' starting center beginning midway through his freshman year, LSU rolled to a 25-12 record with McClure as a starter. He played an integral role in LSU's leadership in team rushing in 1996 and 1997. McClure was selected by the Atlanta Falcons in the 1999 NFL Draft.

Anthony McFarland

Noseguard - 1998
Associated Press, The Football News

One of LSU's most outstanding and colorful linemen in 1998, Anthony McFarland earned All-America honors from the Associated Press and Football News that year. A four-year starter and a defensive co-captain as a senior, he finished his career ranked sixth in LSU history in quarterback sacks with 17. He was a first-team All-SEC pick as a senior, a second-team selection as a sophomore, the Defensive MVP of the 1996 Peach Bowl and the 1995 SEC Freshman Co-Defensive Player of the Year. McFarland became a fan favorite for his two-way play during his true freshman season.



INTRO

THIS IS LSU

TIGERS

COACHES

REVIEW


HISTORY

LSU

Josh Reed

Wide Receiver - 2001
Walter Camp, Associated Press, Football Writer's Association, American Football Coaches Association, The Sporting News, ABC Sports online, Sports Illustrated.com

Josh Reed re-wrote both the LSU and Southeastern Conference record books in 2001 as he caught a school record 94 passes for an SEC record 1,740 yards on his way to becoming a consensus first-team All-American. Reed led the nation in both receiving yards and yards per game (145.0.). Reed, who also won the Biletnikoff Award as a junior in 2001, wrapped up his collegiate career as the SEC's all-time leader in receiving yards with 3,001 on 167 receptions. In his final game in an LSU uniform, Reed set Sugar Bowl records with 14 receptions for 239 yards and a pair of touchdowns in the Tigers' 47-34 victory over Illinois. Reed capped his career by setting 17 school, SEC or Sugar Bowl records as a junior.



Bradie James

Linebacker - 2002
American Football Coaches Association, The Sporting News, CBS Sportsline

Bradie James capped his career as one of the most outstanding student-athletes in LSU football history. As a senior in 2002, James earned first-team All-America honors and was named a National Scholar-Athlete by the National Football Foundation. He finished his career ranked second in LSU history with 418 tackles, which included a school-record 154 in 2002. James earned first-team All-SEC honors twice and was also named the Defensive MVP of the 2000 Peach Bowl.

Stephen Peterman

Offensive Guard - 2003
Sports Illustrated.com, ESPN.com, The Sporting News

One of the nation's top offensive linemen as a senior in 2003, Stephen Peterman put the finishing touches on his LSU career by being selected a First-Team All-American by three publications - Sports Illustrated.com, ESPN.com and The Sporting News. A three-year starter on the Tiger offensive line, Peterman capped his career by playing in 48 games, which included 29 starts. In a season that culminated with LSU winning the national title, Peterman allowed only one sack while being whistled for just nine penalties in all of 2003. Peterman led the Tigers with 133 knockdowns and 24 pancakes in 950 snaps from scrimmage as the Tigers captured their first national title in football since 1958. Peterman was selected in the third round of the 2004 NFL Draft by the Dallas Cowboys.



Chad Lavalais

Defensive Tackle - 2003
Walter Camp, Associated Press, Football Writer's of Association of America, Sports Illustrated.com, ESPN.com, The Sporting News

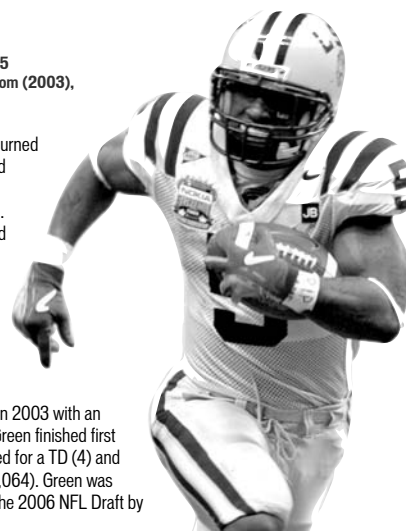
The anchor on the LSU defense in 2003, Chad Lavalais put together one of the most dominating seasons for an interior defensive lineman in school history, helping lead the Tigers to the 2003 BCS National Championship with a 21-14 win over Oklahoma. Lavalais, a finalist for both the Nagurski and Outland Awards, earned First-Team All-America honors from six publications, while also being named the SEC's Defensive Player of the Year by the league's coaches. Lavalais earned National Defensive Player of the Year honors from the Sporting News after leading an LSU defense that ranked first in the country in scoring (11.6 points per game) and total defense (252.0 yards per game). In 14 games, Lavalais recorded 61 tackles, with 16 of those going for 85-yards in losses. He also finished with seven sacks and 23 quarterback hurries. Lavalais was selected in the fifth round of the 2004 NFL Draft by the Atlanta Falcons.



Skyler Green

Return Specialist - 2003, 2005
Sports Illustrated.com, ESPN.com (2003), Rivals.com (2005)


The first punt Skyler Green returned in college resulted in a 62-yard touchdown against Arizona in week two of the 2003 season. By the time Green's career had come to an end, he had set an LSU record by returning four punts for touchdowns on his way to earning First-Team All-America honors in both 2003 and 2005. Green led the nation in punt returns as a sophomore in 2003 with an 18.5 average. For his career, Green finished first in LSU history in punts returned for a TD (4) and second in punt return yards (1,064). Green was picked in the fourth round of the 2006 NFL Draft by the Dallas Cowboys.



Corey Webster

Cornerback - 2003, 2004
American Football Coaches Association (2003-04), The Sporting News (2004)

One of the nation's top cover cornerbacks as both a junior and senior, Corey Webster became LSU's first two-time First-Team All-American since Wendell Davis in 1986-87. Webster capped his career in 2004 by earning First-Team All-America honors from the American Football Coaches Association and the Sporting News. Webster was also a Second-Team All-America selection as a senior by the Walter Camp Foundation and the Associated Press. As a senior, Webster recorded 33 tackles and two interceptions for the nation's No. 3 rated defense. For his career, Webster picked off 16 passes, which ranks second in LSU history to only Mike Williams' 20 interceptions. Originally signed as a wide receiver, Webster played his first season with the Tigers on offense before making the switch to the secondary prior to his sophomore season. Webster, a second round pick of the New York Giants in the 2005 NFL Draft, tied an LSU single-game record with three interceptions against Florida in 2002. For his career, Webster had 115 tackles and 5.5 tackles for losses. He ranks first in LSU history with 49 passes defensed.



Marcus Spears

Defensive End - 2004
Walter Camp, Associated Press, American Football Coaches Association

One of the most dominating defensive linemen in LSU history, Marcus Spears capped his LSU career in grand fashion, earning First-Team All-America honors from the Walter Camp Foundation, the Associated Press and the American Football Coaches Association in 2004. As a senior, Spears led a Tiger defense that ranked No. 3 in the nation with 17 tackles for losses and nine sacks. He also recorded 49 tackles for LSU in 2004 and returned an interception 35 yards for a touchdown. Spears' LSU career concluded with 19 sacks, which ranks fifth in school history, and 34.5 tackles for losses, which ranks seventh at the school. Originally signed as a tight end, Spears converted to defensive end full-time following his freshman season. In 50 games, Spears started 38 times at defensive end, recording 152 tackles. In four years with the Tigers, Spears helped LSU to the 2003 BCS National Title as well as a pair of SEC Championships. Spears' most memorable moment came against Oklahoma in the 2003 national championship game when he picked off a Sooner pass early in the third quarter and rambled 20-yard for what proved to be the game-winning points in the 21-14 LSU victory.



Ben Wilkerson

Center - 2004
American Football Coaches Association, The Sporting News

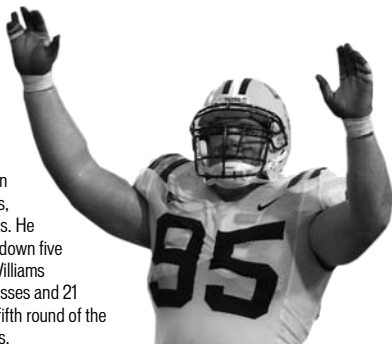
A starter at center for the best four-year stretch in school history, Ben Wilkerson capped his career with the Tigers by earning First-Team All-America honors in 2004 from both the American Football Coaches Association and The Sporting News. In addition to his All-America honors, Wilkerson was also named the co-recipient of the Rimington Trophy, which is presented annually to the top center in college football. Wilkerson did all of this as a senior despite having his final season with the Tigers cut short due to a knee injury. In four years with the Tigers, Wilkerson was a mainstay on the offensive line, helping LSU to a 33-8 mark in his 41 career starts at center. Wilkerson also was a part of the 2003 BCS National Championship squad as well as being on starter on two SEC Championship teams. A 2005 graduate from LSU in general studies, Wilkerson was a two-time First-Team All-SEC pick at center, a member of the SEC Academic Honor Roll in 2003 and a member of the SEC Good Works Team for football in 2004.



Kyle Williams

Defensive Tackle - 2005
Rivals.com

The anchor on the LSU defensive line as a senior in 2005, Kyle Williams earned First-Team All-America honors from Rivals.com. In 2005, Williams recorded 61 tackles, 7.5 tackles for losses and 4.5 sacks. He also had 21 QB hurries and batted down five passes at the line of scrimmage. Williams capped his career 33 tackles for losses and 21 sacks. Williams was picked in the fifth round of the 2006 NFL Draft by the Buffalo Bills.



Claude Wroten

Defensive Tackle - 2005
Collegefootballnews.com

Considered one of the most dominant defensive linemen in college football in 2005, Claude Wroten teamed with fellow defensive tackle Kyle Williams to give LSU a pair of All-America defensive tackles. Wroten capped his senior year with 49 tackles and a team-best 10.5 tackles for losses to go with six sacks and 26 quarterback hurries. A junior college transfer who only played two years for the Tigers, Wroten was drafted in the third round of the 2006 NFL Draft by the St. Louis Rams.



Glenn Dorsey

Defensive Tackle - 2006
Associated Press, American Football Coaches Association, CBSsportsline.com, SportsIllustrated.com, Rivals.com

A dominating tackle, Glenn Dorsey emerged as the anchor of a Tiger defense that finished the 2006 season ranked third nationally. For his individual efforts, Dorsey was selected as a first-team All-American by the Associated Press, American Football Coaches Association, CBSsportsline.com, SI.com and Rivals.com after racking up 64 tackles, 8.5 tackles for loss and three sacks as a junior.



LaRon Landry

Free Safety - 2006
Associated Press, American Football Coaches Association

Considered one of the best defensive backs in all of college football in 2006, LaRon Landry became LSU's highest drafted defensive player in school history when he was selected as the No. 6 overall pick in the 2007 NFL Draft. A four-year starter that capped his career with 48 consecutive starts, Landry was named a first-team All-American and a semifinalist for the Thorpe Award during his senior season. Named a Freshman All-American in 2003, Landry was also a four-time All-SEC selection, earning first-team recognition in 2005 and 2006 and second-team honors in 2003 and 2004. Landry finished his LSU career ranked No. 2 in school history in passes broken up and tied for No. 3 in interceptions with 40 and 12, respectively.

All-Americans Alphabetically

A

Nacho Albergamo center (1987)
Charles Alexander tailback (1977, 1978)
Mike Anderson linebacker (1970)

B

George Bevan linebacker (1969)
James Britt cornerback (1982)
Michael Brooks linebacker (1985)

C

Billy Cannon halfback (1958, 1959)
Warren Capone linebacker (1972, 1973)
Tommy Casanova safety (1969, 1970, 1971)

D

Wendell Davis split end (1986, 1987)
Robert Dugas offensive tackle (1978)
Glenn Dorsey defensive tackle (2006)

E

Ronnie Estay tackle (1971)

F

Alan Faneca offensive guard (1997)
Kevin Faulk all-purpose (1996)
Sid Fournet tackle (1954)
Max Fugler center (1958)

G

John Garlington end (1967)
Skyler Green return specialist (2003)

J

Greg Jackson safety (1988)
Bradie James linebacker (2002)
Bert Jones quarterback (1972)

K

Ken Kavanaugh, Sr. end (1939)
Chad Kessler punter (1997)

L

Tyler LaFauci guard (1973)
David LaFleur tight end (1996)
Chad Lavalais defensive tackle (2003)
LaRon Landry free safety (2006)

M

Todd McClure center (1998)
Anthony McFarland noseguard (1998)
Eric Martin split end (1983)
Fred Miller tackle (1962)
Doug Moreau end (1965)

P

Remi Prudhomme tackle (1964)
Stephen Peterman guard (2003)

R

Josh Reed wide receiver (2001)
George Rice tackle (1965)
Albert Richardson linebacker (1982)

S

Lance Smith offensive tackle (1984)
Marcus Spears defensive tackle (2004)
Marvin "Moose" Stewart center (1935, 1936)
Jerry Stovall halfback (1962)

T

George Tarasovic center (1951)
Jimmy Taylor fullback (1957)
Gaynell "Gus" Tinsley end (1935, 1936)
Billy Truax end (1963)

W


Corey Webster cornerback (2003, 2004)
Ben Wilkerson center (2004)
Kyle Williams defensive tackle (2005)
Mike Williams cornerback (1974)
Roy "Moonie" Winston guard (1961)
Claude Wroten defensive tackle (2005)

(By Alphabetical Order - First Team Only)

National Football Foundation Scholar-Athlete Award

In 1959, The National Football Foundation unveiled an entirely new concept in college football -- it's National Scholar-Athlete program. In the history of American sports, this was the first time an organization honored football players, not only for their athletic ability, but also for their academic and civic leadership. The Foundation's National Scholar-Athlete Awards program consists of graduate fellowships that are awarded on an annual basis to a select group of college football players in their senior year of eligibility who have demonstrated outstanding academic success, exemplary community leadership and superior football performance. LSU has had seven players named as a National Football Foundation Scholar-Athlete, including Rudy Niswanger, who claimed the 2005 Draddy Trophy, which goes to college football's most outstanding student-athlete.

Rudy Niswanger
Center, 2005
Draddy Award Winner




Robert Dugas
Offensive Tackle, 1978



Nacho Albergamo
Center, 1987



Sol Graves
Quarterback, 1990



Chad Kessler
Punter, 1997



Bradie James
Linebacker, 2002



Rodney Reed
Offensive Tackle, 2003

Academic All-Americans

PRESENTED BY:
College Sports Information
Directors of America (CoSIDA)



Mickey Mangham
End
1959 - First Team



Charles "Bo" Strange
Center
1960 - First Team



Billy Booth
Tackle
1961 - First Team



Jay Michaelson
Kicker
1971 - First Team



Tommy Butaud
Defensive Tackle
1971 - Second Team



Charles Williamson
Tight End
1972 - Second Team




Tyler LaFauci
Guard
1973 - First Team




Joe Winkler
Defensive Back
1973 - First Team



Brad Davis
Running Back
1974 - First Team



Robert Dugas
Offensive Tackle
1977 - First Team




Benjy Thibodeaux
Defensive Tackle
1980 - Second Team



James Britt
Cornerback
1982 - Second Team



Alan Risher
Quarterback
1982 - Second Team



Juan Betanzos
Placekicker
1984 - First Team



Matt Mauck is interviewed by Lynn Swann following LSU's 21-14 win over Oklahoma to claim the 2003 BCS National Championship.



Nacho Albergamo
Center
1986-87 - Second Team



Mike Blanchard
Center
1994 - First Team
1993 - Second Team



Chad Kessler
Punter
1997 - First Team



Rodney Reed
Offensive Tackle
2001 - Second Team
2002, 2003 - First Team



Matt Mauck
Quarterback
2003 - Second Team



Rudy Niswanger
Offensive Line
2004, 2005 - First Team

1933

Jack Torrance, T (Sr.) AP

1934

Justin Rukas, T (Jr.) AP
Abe Mickal, B (Jr.) AP

1935

Gaynell Tinsley, E (Jr.) AP
Jesse Fatherree, B (Sr.) AP
Bill Crass, B (Jr.) AP

1936

Gaynell Tinsley, E (Sr.) AP
Wardell Leisk, G (Sr.) AP

1937

Eddie Gatto, T (Jr.) AP

1938

Eddie Gatto, T (Sr.) AP
Ken Kavanaugh, Sr., E (Jr.) AP

1939

Ken Kavanaugh, Sr., E (Sr.) AP
John Goree, G (Jr.) AP

1943

Joe Hartley, T (Jr.) AP
Steve Van Buren, B (Sr.) AP

1945

Felix Trapani, G (Sr.) AP
Gene Knight, B (Jr.) AP

1946

Wren Worley, G (So.) AP

1947

Rip Collins, FB (Jr.) AP

1949

Allen Hover, G (Jr.) AP
Sam Lyle, E (Sr.) AP

1950

Ken Konz, B (Sr.) AP

1951

George Tarasovic, C (Jr.) AP

1953

Sid Fournet, T (Jr.) AP & UPI

1954

Sid Fournet, T (Sr.) AP & UPI

1955

Joe Tuminello, E (Sr.) AP & UPI
Earl Leggett, T (Jr.) AP & UPI

1957

Jimmy Taylor, FB (Sr.) AP & UPI

1958

Johnny Robinson, HB (Jr.) AP
Max Fugler, C (Jr.) UPI
Billy Cannon, HB (Jr.) AP & UPI
Warren Rabb, QB (Jr.) AP

1959

Billy Cannon, HB (Sr.) AP & UPI

1961

Roy Winston, G (Sr.) AP & UPI
Wendell Harris, HB (Sr.) AP
Jerry Stovall, HB (Jr.) UPI

1962

Jerry Stovall, HB (Sr.) AP & UPI
Fred Miller, T (Sr.) AP & UPI

1963

Billy Truax, E (Sr.) UPI
Robbie Hucklebridge, G (Sr.) AP

1964

Doug Moreau, E (Jr.) AP
Richard Granier, C (Sr.) AP
Mike Vincent, LB (Jr.) AP
Remi Prudhomme, G (Sr.) UPI
George Rice, T (Jr.) AP

1965

Dave McCormick, T (Sr.) AP & UPI

1966

John Garlington, DE (Jr.) AP
George Bevan, LB (So.) AP
Mike Robichaux, DE (Sr.) UPI

1967

John Garlington, DE (Sr.) AP & UPI
Sammy Grezaffi, DB (Sr.) AP & UPI
Eddie Ray, FB/P (So.) AP

1968

Bill Fortier, T (Sr.) AP & UPI

1969

George Bevan, LB (Sr.) AP & UPI
Eddie Ray, FB/P (Sr.) AP
Godfrey Zaunbrecher, C (Sr.) UPI
Tommy Casanova, CB (So.) AP & UPI

1970

Tommy Casanova, CB (Jr.) AP & UPI
Mike Anderson, LB (Sr.) AP & UPI
John Sage, DT, (Sr.) AP & UPI

1971

Tommy Casanova, CB (Sr.) AP & UPI
Ronnie Estay, DT (Sr.) AP & UPI
Andy Hamilton, FL (Sr.) AP
Art Cantrelle, TB (Sr.) AP
Mike Demarie, OG (Sr.) UPI

1972

John Wood, DT (Sr.) AP & UPI
Bert Jones, QB (Sr.) UPI
Gerald Keigley, SE (Sr.) UPI
Warren Capone, LB (Jr.) AP

1973

Warren Capone, LB (Sr.) AP & UPI
Brad Boyd, TE (Jr.) AP
Tyler LaFauci, OG (Sr.) AP & UPI
Binks Miciotto, DE (Sr.) AP
Brad Davis, TB (Jr.) UPI

1974

Steve Cassidy, DT (Jr.) AP

1975

Steve Cassidy, DT (Sr.) AP & UPI
Kenny Bordelon, DE (Sr.) AP

1976

Terry Robiskie, TB (Sr.) AP & UPI
A.J. Duhe, DT (Sr.) AP & UPI
Lew Sibley, DE (Jr.) AP
Clinton Burrell, CB (Jr.) AP

1977

Robert Dugas, OT (Jr.) AP & UPI
Charles Alexander, TB (Jr.) AP & UPI
Craig Duhe, G (Sr.) UPI

1978

Robert Dugas, OT (Sr.) AP & UPI
Charles Alexander, TB (Sr.) AP & UPI
John Adams, DE (Jr.) UPI
Chris Williams, DB (So.) UPI

1979

Lyman White, DE (Jr.) AP
Willie Teal, DB (Sr.) AP
John Adams, DE (Sr.) UPI
Benjy Thibodeaux, T (Jr.) UPI

1980

Lyman White, OLB (Sr.) AP & UPI
Chris Williams, FS (Sr.) AP



Dwayne Bowe earned first-team All-SEC honors in 2006.

1981

Malcolm Scott, TE (Jr.) AP

1982

James Britt, CB (Sr.) AP
Ramsey Dardar, NG (Sr.) AP & UPI
Dalton Hilliard, TB (Fr.) AP
Albert Richardson, ILB (Sr.) AP & UPI
Lance Smith, OT (So.) AP

1983

Eric Martin, SE (Jr.) AP

1984

Lance Smith, OT (Sr.) AP & UPI
Dalton Hilliard, RB (Jr.) AP & UPI
Liffort Hobley, FS (Sr.) AP & UPI
Eric Martin, SE (Sr.) UPI

1985

Dalton Hilliard, RB (Sr.) AP, UPI, Coaches
Michael Brooks, LB (Jr.) AP, UPI, Coaches
Roland Barbay, DE (Jr.) AP, Coaches
Norman Jefferson, CB (Jr.) Coaches

1986

Wendell Davis, SE (Jr.) AP, UPI, Coaches
Henry Thomas, NG (Sr.) AP, UPI, Coaches
Eric Andolsek, OG (Jr.) AP, Coaches
Tommy Hodson, QB (Fr.) AP, Coaches
Brian Kinchen, TE (Jr.) Coaches
Roland Barbay, DE (Sr.) Coaches
Toby Caston, ILB (Sr.) Coaches
Karl Wilson, DE (Sr.) AP

1987

Wendell Davis, SE (Sr.) AP, UPI, Coaches
Nacho Albergamo, C (Sr.) AP, UPI, Coaches
Eric Andolsek, OG (Sr.) AP, UPI, Coaches
Tommy Hodson, QB (So.) AP, UPI, Coaches
Chris Carrier, WS (Sr.) Coaches
Darrell Phillips, NG (Jr.) Coaches
David Browndyke, PK (So.) UPI
Matt DeFrank, P (Sr.) AP

1988

David Browndyke, PK (Jr.) AP, UPI, Coaches
Eddie Fuller, TB (Jr.) Coaches
Eric Hill, OLB (Sr.) Coaches
Tommy Hodson, QB (Jr.) Coaches
Greg Jackson, WS (Sr.) AP, Coaches
Tony Moss, FL (Jr.) AP, UPI, Coaches
Darrell Phillips, NG (Sr.) Coaches
Ralph Norwood, OT (Sr.) UPI, Coaches
Ron Sancho, OLB (Sr.) AP

1989

Tony Moss, FL (Sr.) AP, UPI, Coaches
Tommy Hodson, QB (Sr.) UPI
David Browndyke, PK (Sr.) UPI

1990

Todd Kinchen, SE (Jr.) AP, Coaches
Blake Miller, C (Sr.) Coaches
Harvey Williams, TB (Sr.) UPI
Marc Boutte, DT (Sr.) UPI

1991

Todd Kinchen, SE (Sr.), AP, Coaches
Kevin Mawae, OT (So.), AP, Coaches

1994

David LaFleur, TE (So.), AP, Coaches
Gabe Northern, DE (Jr.), AP, Coaches

1995

Chad Kessler, P (So.), AP, Coaches
Gabe Northern, DE (Sr.), AP, Coaches

1996

Alan Faneca, OG (So.), AP, Coaches
Kevin Faulk, TB (So.), AP, Coaches
David LaFleur, TE (Sr.), AP, Coaches
Chuck Wiley, DT (Jr.), AP

1997

Cedric Donaldson, CB (Sr.), Coaches
Alan Faneca, OG (Jr.), AP, Coaches
Kevin Faulk, TB (Jr.), AP, Coaches
Chad Kessler, P (Sr.), AP, Coaches
Todd McClure, C (Jr.), Coaches
Chuck Wiley, DT (Sr.), AP, Coaches

1998

Kevin Faulk, TB (Sr.), AP, Coaches
Todd McClure, C (Sr.), AP, Coaches
Anthony McFarland, NG (Sr.), AP, Coaches

2000

Josh Booty, QB (Jr.), Coaches
Josh Reed, WR (So.), AP, Coaches
Robert Royal, TE (Jr.), Coaches
Louis Williams, C (Sr.), AP

2001

Trev Faulk, LB (Jr.), AP, Coaches
Bradie James, LB (Jr.), Coaches
Josh Reed, WR (Jr.), AP, Coaches
LaBrandon Toefield, TB (So.), AP, Coaches

2002

Bradie James, LB (Sr.), AP, Coaches
Stephen Peterman, OG (Jr.), Coaches
Corey Webster, CB (Jr.), AP, Coaches

2003

Michael Clayton, WR (Jr.), AP, Coaches
Chad Lavalais, DT (Sr.), AP, Coaches
Stephen Peterman, OG (Sr.), AP
Marcus Spears, DE (Jr.), AP
Corey Webster, CB (Jr.), AP, Coaches

2004

Marcus Spears, DT (Sr.), AP, Coaches
Lionel Turner, LB (Sr.), Coaches
Corey Webster, CB (Sr.), AP
Andrew Whitworth, OT (Jr.), Coaches
Ben Wilkerson, C (Sr.), AP, Coaches

2005

Skyler Green, RS (Sr.), Coaches
LaRon Landry, FS (Jr.), Coaches
Andrew Whitworth, OT (Sr.), AP, Coaches
Kyle Williams, DT (Sr.), AP
Claude Wroten, DT (Sr.), AP, Coaches

2006

Dwayne Bowe, WR (Sr.), Coaches
Glenn Dorsey, DT (Jr.), AP, Coaches
LaRon Landry, FS (Sr.) AP, Coaches
JaMarcus Russell, QB (Jr.) AP, Coaches

Second-Team All-SEC

INTRO

THIS IS LSU

TIGERS

COACHES

REVIEW

HISTORY

LSU



Tyson Jackson was one of seven Tigers awarded second-team honors in 2006.

1935

Justin Rukas, G (Sr.) AP
Abe Mickal, B (Sr.) AP

1936

Marvin Stewart, C (Sr.) AP
Pat Coffee, B (Sr.) AP

1937

Pinky Rohm, B (Sr.) AP

1938

J.W. Goree, G (So.) AP

1941

Bernie Lipkis, C (Sr.) AP

1943

Charles Webb, E (Jr.) AP
Carl Janneck, G (Jr.) AP

1945

Clyde Lindsey, E (Jr.) AP

1946

Ed Champagne, T (Sr.) AP
Y.A. Tittle, QB (Jr.) AP

1947

Y.A. Tittle, QB (Sr.) AP
Abner Wimberly, E (Jr.) AP

1948

Abner Wimberly, E (Sr.) AP

1949

Ray Collins, T (Sr.) AP
Zollie Toth, FB (Sr.) AP

1951

Sid Fournet, T (Fr.) AP & UPI
Jim Roshto, B (Sr.) AP

1953

George Brancato, B (Sr.) AP
Joe Tuminello, E (So.) AP

1954

Joe Tuminello, E (Jr.) AP

1956

Paul Ziegler, G (Sr.) AP

1957

Billy Cannon, HB (So.) HB

1958

Billy Hendrix, E (Sr.) AP & UPI
Charles Strange, T-C (So.) AP

1959

Charles Strange, T-C (Jr.) UPI
Warren Rabb, QB (Sr.) UPI
Johnny Robinson, HB (Sr.) UPI
Mickey Mangham, E (Jr.) AP

1960

Charles Strange, T-C (Sr.) AP & UPI

1961

Wendell Harris, B (Sr.) UPI
Billy Joe Booth, T (Sr.) AP
Monk Guillot, G (Sr.) AP
Jerry Stovall, B (Jr.) AP

1962

Robbie Hucklebridge, G (Jr.) AP
Dennis Gaubatz, C (Sr.) AP

1965

Joe Labruzzo, HB (Sr.) AP
George Rice, T (Sr.) AP

1966

Sammy Grezaffi, DB (Jr.) AP

1967

Barry Wilson, C (Sr.) AP

1968

Godfrey Zaunbrecher, C (Jr.) AP
Mike Anderson, LB (So.) AP
Garry Kent, DB (Sr.) AP

1969

Mark Lumpkin, PK (Sr.) AP

1970

Mike Demarie, G (Jr.) AP
Art Cantrelle, TB (Jr.) AP
Ronnie Estay, DT (Jr.) AP
Craig Burns, S (Sr.) AP

1971

Jay Michaelson, PK (Sr.) AP

1972

Brad Boyd, TE (So.) AP
Mike Williams, DB (So.) AP
Rusty Jackson, PK (So.) AP
Tyler LaFauci, G (Jr.) AP

1973

Mike Williams, DB (Jr.) AP
Richard Brooks, T (Jr.) AP
Bo Harris, LB (Jr.) AP

1974

Mike Williams, DB (Sr.) AP
Brad Davis, TB (Sr.) AP

1976

Robert Dugas, OT (So.) AP
Jon Streete, LB (Sr.) AP

1977

Carlos Carson, SE (So.) AP
John Adams, DE (So.) AP

1978

Jay Whitley, C (Sr.) AP
Lyman White, DE (So.) AP
George Atiyeh, DT (So.) AP
Willie Teal, DB (Jr.) AP

1979

John Ed Bradley, C (Sr.) AP
John Adams, DE (Sr.) AP
George Atiyeh, NG (Jr.) AP
Chris Williams, DB (Jr.) AP

1980

Al Richardson, LB (So.) AP

1981

Orlando McDaniel, SE (Sr.) AP
Al Richardson, LB (Jr.) AP

1982

Alan Risher, QB (Sr.) AP
Malcolm Scott, TE (Sr.) AP

1983

Liffort Hobley, FS (Jr.) AP

1984

Eric Martin, SE (Sr.) AP
Michael Brooks, LB (So.) AP
Shawn Burks, LB (Jr.) AP
Jeffery Dale, DB (Sr.) AP

1985

Curt Gore, OT (Sr.) AP
Garry James, TB (Sr.) AP
Shawn Burks, LB (Sr.) AP
Karl Wilson, DE (Jr.) DE

1986

Brian Kinchen, TE (Jr.) AP
John Hazard, OT (Sr.) AP
Roland Barbay, DE (Sr.) AP
Toby Caston, ILB (Sr.) AP

1987

Chris Carrier, WS (Sr.) AP
Ron Sancho, OLB (Jr.) AP
David Browndyke, PK (So.) AP
Brian Kinchen, TE (Sr.) AP

1988

Eddie Fuller, TB (Jr.) AP
Tommy Hodson, QB (Jr.) AP
Darrell Phillips, NG (Sr.) AP
Ralph Norwood, OT (Sr.) AP
Ruffin Rodrigue, OG (Jr.) AP

1989

Tommy Hodson, QB (Sr.) AP
David Browndyke, PK (Sr.) AP
Karl Dunbar, DT (Sr.) AP
Rene' Bourgeois, P (Sr.) AP

1990

Blake Miller, C (Sr.) AP
Harvey Williams, TB (Sr.) AP
Marc Boutte, DT (Jr.) AP
Derriel McCorvey, S (So.) AP
Marc Boutte, DT (Sr.) AP

1991

Marc Boutte, DT (Sr.) AP

1992

Bo Davis, NG (Sr.) AP
Kevin Mawae, OT (Jr.) AP, Coaches

1993

Harold Bishop, TE (Sr.) Coaches
Anthony Marshall, FS (Sr.) AP
Kevin Mawae, C (Sr.) AP, Coaches

1995

Shedrick Wilson, FL (Sr.) Coaches
Eddie Kennison, SE (Jr.) Coaches
Chuck Wiley, DT (So.) AP

1996

Ben Bordelon, OT (Sr.) AP, Coaches
Anthony McFarland, DT (So.) AP, Coaches

1997

Cedric Donaldson, CB (Sr.) AP

1998

Mark Roman, FS (Jr.) Coaches

1999

Corey Gibbs, P (Sr.) AP

2000

Fred Booker, CB (Sr.) Coaches
Ryan Clark, FS (Jr.) Coaches
Trev Faulk, LB (So.) AP, Coaches
Bradie James, LB (So.) Coaches
Brandon Winey OL (Sr.) Coaches

2001

Jason Baggett, OT (Sr.) Coaches
Rohan Davey, QB (Sr.) AP, Coaches
Domanick Davis, RS (Jr.) AP
Jarvis Green, DE (Sr.) Coaches
Damien James, DB (Jr.) AP, Coaches
Robert Royal, TE (Sr.) AP

2002

Michael Clayton, WR (So.) AP, Coaches
John Corbello, PK (Sr.) Coaches
Domanick Davis, RS/RB (Sr.) AP, Coaches
Demetrius Hookfin, CB (Sr.) AP
Donnie Jones, P (Jr.) Coaches
Chad Lavalais, DT (Jr.) AP

2003

Skyler Green, PR (So.) AP, Coaches
Devery Henderson, WR (Sr.) AP, Coaches
LaRon Landry, FS (Fr.) AP
Matt Mauck, QB (Jr.) AP, Coaches
Stephen Peterman, OG (Sr.) Coaches
Ben Wilkerson, C (Jr.) AP, Coaches

2004

David Jones, TE (Jr.) Coaches
LaRon Landry, FS (So.) Coaches
Corey Webster, CB (Sr.) Coaches
Kyle Williams, DT (Jr.) Coaches
Claude Wroten, DT (Jr.) AP, Coaches

2005

Will Arnold, OG (So.) Coaches
Skyler Green, RS (Sr.) AP
LaRon Landry, FS (Jr.) AP
Rudy Niswanger, C (Sr.) AP, Coaches
Kyle Williams, DT (Sr.) Coaches

2006

Will Arnold, OG (Jr.) AP
Dwayne Bowe, WR (Sr.) Coaches
Craig Davis, RS (Sr.) Coaches
Richard Dickson, TE (Fr.) Coaches
Ali Highsmith, LB (Jr.) Coaches
Tyson Jackson, DE (So.) Coaches
Brian Johnson, OG (Sr.) AP

| | | |
|-------------|----------------------------|-------------------------|
| 1957 | Al Aucoin, T (Sr.) | Geology |
| 1958 | Mickey Mangham, E (Fr.) | Petroleum Engineering |
| | Charles Strange, T (So.) | Engineering |
| 1959 | Mickey Mangham, E (So.) | Petroleum Engineering |
| | Charles Strange, T (Jr.) | Engineering |
| 1960 | Mickey Mangham, E (Jr.) | Petroleum Engineering |
| | Charles Strange, C (Sr.) | Liberal Arts |
| 1961 | Billy Booth, T (Sr.) | History |
| | Tommy Neck, B (Sr.) | Education |
| 1962 | Bob Flurry, E (Sr.) | Accounting |
| 1963 | Danny Neuman, E (Sr.) | Industrial Engineering |
| 1964 | White Graves, S (Sr.) | Liberal Arts |
| 1965 | Charles Moore, HB (Sr.) | Engineering |
| 1966 | Jerry Joseph, S (Sr.) | Pre-Med |
| 1967 | Jerry Guillot, G (Jr.) | Agriculture |
| | Jack Dyer, T (Sr.) | Pre-Law |
| 1968 | Jerry Guillot, G (Sr.) | Agriculture |
| | John Sage, G (So.) | Business Administration |
| 1969 | Lonnie Myles, E (Sr.) | Pre-Law |
| | James Earley, HB (Sr.) | Mathematics |
| 1970 | John Sage, T (Sr.) | Business Administration |
| | Ronnie Estay, T (Jr.) | Education |
| | Lloyd Frye, LB (Jr.) | Pre-Medicine |
| | Bill Norworthy, S (Sr.) | Business Administration |
| 1971 | Chuck Williamson, TE (Jr.) | Pre-Medicine |
| | Charles Stuart, T (Sr.) | Industrial Technology |
| | Jay Michaelson, KS (Sr.) | Pre-Medicine |
| | Tommy Butaud, T (Jr.) | Pre-Medicine |
| | Lloyd Frye, LB (Sr.) | Pre-Medicine |
| 1972 | Chuck Williamson, TE (Sr.) | Pre-Medicine |
| | Lloyd Daniel, G (Sr.) | Business Administration |
| | Brad Davis, RB (So.) | Pre-Medicine |
| | Tommy Butaud, T (Sr.) | Pre-Medicine |
| | Pepper Rutland, LB (Sr.) | Interior Design |
| 1973 | Tom Strickland, T (Sr.) | Arts/Sciences |
| | Tyler LaFauci, G (Sr.) | Education |
| | Logan Killen, C (Sr.) | Animal Science |
| | Joe Winkler, S (Sr.) | Business Administration |
| 1974 | Brad Davis, RB (Sr.) | Pre-Dental |
| | Ron Daily, E (Sr.) | Business Administration |
| | Jimmy Knecht, CB (Jr.) | Pre-Medicine |
| 1975 | Bruce Hemphill, E (Jr.) | Education |
| | Greg Bienvenu, C (Sr.) | Chemistry & Physics |
| | Steve Cassidy, T (Sr.) | General Studies |
| | A.J. Duhe, T (Jr.) | Education |
| | Clinton Burrell, DB (So.) | Education |
| 1976 | Roy Stuart, OG (Sr.) | Business Administration |
| | Terry Robiskie, RB (Sr.) | Education |
| | Mike Leonard, CB (Sr.) | Pre-Medicine |
| | Ronnie Barber, S (Sr.) | Education |
| 1977 | Robert Dugas, T (Jr.) | Pre-Medicine |
| | Chris Rich, G (Sr.) | Pre-Medicine |
| | Steve Ripple, LB (Sr.) | Phys. Therapy |
| 1978 | Robert Dugas, T (Sr.) | Pre-Medicine |
| | Chris Rich, G (Sr.) | Pre-Medicine |
| | Jay Whitley, C (Sr.) | Pre-Dental |

| | | |
|-------------|----------------------------|-------------------------|
| 1979 | John Ed Bradley, C (Sr.) | Journalism |
| | James Britt, DB (So.) | Pre-Law |
| | Tom Tully, OG (So.) | Forestry |
| 1980 | James Britt, CB (Jr.) | Business Administration |
| | Tracy Porter, FLK (Jr.) | Business Administration |
| | Benjy Thibodeaux, DT (Sr.) | Arts/Sciences |
| 1981 | Gene Lang, TB (So.) | Journalism |
| | David Koch, OG (Sr.) | Forestry |
| | Bob Smith, OT (Sr.) | Veterinary Medicine |
| 1982 | Juan Betanzos, PK (So.) | Business Administration |
| | James Britt, CB (Sr.) | Business Administration |
| | Alan Risher, QB (Sr.) | Chemistry/Physics |
| 1983 | John Fritchie, OLB (Sr.) | Pre-Medicine |
| | Juan Betanzos, PK (Jr.) | Business Administration |
| 1984 | Juan Betanzos, PK (Sr.) | Management |
| | John Hazard, OT (So.) | Agricultural Business |
| | Brian Kinchen, TE (So.) | Arts/Sciences |
| | Keith Melancon, OG (Jr.) | Pre-Veterinary Medicine |
| 1985 | Keith Melancon, OG (Sr.) | Pre-Medicine |
| | Nacho Albergamo, C (So.) | Pre-Medicine |
| | Jeff Wickersham, QB (Sr.) | Social Sciences |
| 1986 | Nacho Albergamo, C (Jr.) | Pre-Medicine |
| | Jamie Bice, S (So.) | Pre-Medicine |
| | Keith Melancon, OG (Sr.) | Finance |
| 1987 | Nacho Albergamo, C (Sr.) | Pre-Medicine |
| | Jamie Bice, S (Jr.) | History |
| | Sol Graves, QB (Fr.) | Pre-Medicine |
| 1988 | Jamie Bice, S (Sr.) | Pre-Medicine |
| | Jay Egloff, FB (Jr.) | Social Studies |
| | Sol Graves, QB (So.) | Zoology |
| 1989 | Paul Ernst, TE (So.) | Construction |
| | Jay Egloff, FB (Sr.) | Social Sciences |
| | Sol Graves, QB (Jr.) | Pre-Medicine/Zoology |
| | Oliver Lawrence, OLB (Sr.) | Finance |
| | John Morgan, DL (So.) | Finance |
| | Reggie Walker, ILB (So.) | Accounting |
| | Scott Wharton, NG (So.) | Pre-Medicine |
| 1990 | Paul Ernst, TE (So.) | Construction |
| | Sol Graves, QB (Sr.) | Pre-Medicine/Zoology |
| | Mike Hewitt, OLB (So.) | Business |
| | Chad Loup, QB (So.) | Pre-Medicine |
| | John Morgan, DT (Jr.) | Business |
| | Scott Wharton, NG (Jr.) | Pre-Medicine |
| 1991 | Harold Bishop, TE (So.) | Kinesiology |
| | Mike Blanchard, C (Fr.) | Pre-Medicine |
| | Mike Hewitt, OLB (So.) | General Business |
| | Chad Loup, QB (So.) | Microbiology |
| | Mike Matrix, OL (Jr.) | General Business |
| | Derriel McCorvey, S, (Jr.) | General Business |
| | John Morgan, DT (Jr.) | Accounting |
| | Jason Rector, S (So.) | Microbiology |
| | Brad Strohm, QB (So.) | Kinesiology |
| | Pedro Suarez, PK (Jr.) | Design |
| | Reggie Walker, ILB (Sr.) | Accounting |
| | Scott Wharton, NG (Sr.) | History |
| 1992 | Mike Blanchard, C (So.) | Pre-Medicine |
| | Michael Garrett, RB (Sr.) | Psychology |
| | Frank Godfrey, C (Sr.) | History |
| | Mike Hewitt, ILB (Jr.) | Business |
| | Chad Loup, QB (Jr.) | Pre-Medicine |
| | John Mawae, DT (Sr.) | Education |
| | Derriel McCorvey, S (Sr.) | Economics |
| | John Morgan, DT (Sr.) | Business Administration |
| | Gary Pegues, CB (Jr.) | Education |
| 1993 | Mike Blanchard, C (Jr.) | Pre-Medicine |
| | John Booker, OLB (Grad.) | Psychology |
| | Mike Hewitt, ILB (Sr.) | Business |
| | Chad Loup, QB (Sr.) | Pre-Medicine |
| | John Malagarie, ILB (Sr.) | Kinesiology |

| | | |
|-------------|----------------------------|-------------------------|
| 1994 | Mike Blanchard, C (Sr.) | Zoology |
| | Andre Guerin, FB (Fr.) | Zoology |
| | Chad Kessler, P (Fr.) | Microbiology |
| | Gabe Northern, DE (Jr.) | Mass Communications |
| | Adam Perry, OG (Fr.) | Kinesiology |
| | Casey Taber, QB (Fr.) | Kinesiology |
| | Mark Walker, P (Fr.) | Business |
| | Marc Workman, DS (Fr.) | Microbiology |
| | Rodney Young, CB (Sr.) | Kinesiology |
| 1995 | Chad Kessler, P (So.) | Microbiology |
| | Andre Lafleur, PK (Sr.) | Business |
| | Gabe Northern, DE (Sr.) | Mass Communications |
| | Kris Perret, TE (So.) | Mass Communications |
| | Adam Perry, OG (Jr.) | Kinesiology |
| | Casey Taber, QB (So.) | Zoology |
| | Tom Turner, OT (Grad.) | Business |
| 1996 | Melvin Hill, F-B (Jr.) | Kinesiology |
| | Chad Kessler, P (Sr.) | Microbiology |
| | Kris Perret, SN (Sr.) | Mass Communications |
| | Adam Perry, OG (Jr.) | Kinesiology |
| | Wade Richey, PK (Jr.) | Construction Management |
| | Brandon Smith, PK (Jr.) | Kinesiology |
| | Casey Taber, F-B (Jr.) | Zoology |
| | Denard Walker, CB (Sr.) | Kinesiology |
| | Chuck Wiley, DT (Jr.) | Kinesiology |
| 1997 | Joseph Barrea, DT (Jr.) | Zoology |
| | Danny Boyd, PK (So.) | Music Education |
| | Chad Kessler, P (Sr.) | Microbiology |
| | Adam Perry, OG (Sr.) | Kinesiology |
| | Thomas Rathmann, DB (Jr.) | Kinesiology |
| | Wade Richey, PK (Sr.) | Construction Management |
| | Brandon Smith, P (Sr.) | Kinesiology |
| | Casey Taber, F-B (Sr.) | Zoology |
| 1998 | Tommy Banks, FB (So.) | Pre-Medicine |
| | Danny Boyd, PK (Jr.) | Music Education |
| | Daniel Dessel, WR (Jr.) | Kinesiology |
| | Kris Kessler, PK (So.) | Undeclared |
| | Brandon Smith, PK (Sr.) | Kinesiology |
| | Andy Stroup, WR (Jr.) | General Business |
| | Louis Williams, OT (So.) | Undeclared |
| | Jeremy Witten, P (Jr.) | Kinesiology |
| 1999 | Tommy Banks, FB (Jr.) | Microbiology |
| | Muskingum Barnes, NG (So.) | Finance |
| | Danny Boyd, PK (Sr.) | Music Education |
| | Billy Dressler, P (Sr.) | General Business |
| | Kris Kessler, PK (Jr.) | Zoology |
| | Andy Stroup, WR (Sr.) | General Business |
| | Charles Thomas, DT (Jr.) | Kinesiology |
| | Louis Williams, OT (Jr.) | Kinesiology |
| | Jeremy Witten, P (Sr.) | Kinesiology |
| | Bob Wynne, OT (So.) | Political Science |
| 2000 | Tommy Banks, FB (Sr.) | Microbiology |
| | Trev Faulk, LB (So.) | Business Administration |
| | Donnie Jones, P (Fr.) | Business Administration |
| | Kris Kessler, P (Sr.) | Zoology |
| | Kyle Kipps, DE (Jr.) | Marketing |
| | Chad Lewis, PK (So.) | Kinesiology |
| | Rodney Reed, OL (Fr.) | Business Administration |
| | Oliver Smith, CB (Sr.) | Political Science |
| | Charles Thomas, DE (Jr.) | Kinesiology |
| | Louis Williams, C (Sr.) | Pre-Medicine |
| | Bob Wynne, OL (So.) | Political Science |
| | Wendell York, SNP (So.) | Accounting |
| | John Young, OL (So.) | Kinesiology |
| 2001 | Trev Faulk, LB (Jr.) | Marketing |
| | Bradie James, LB (Jr.) | Sociology |
| | Donnie Jones, P (So.) | General Business |
| | Kris Kessler, PK (Sr.) | Zoology |
| | Chad Lewis, PK (Jr.) | Marketing |
| | Rodney Reed, OT (So.) | Accounting |
| | Charles Thomas, DL (Sr.) | Kinesiology |
| | Roger Williams, WR (Sr.) | Electrical Engineering |
| | Bob Wynne, OL (Jr.) | History |
| | Wendell York, SNP (Jr.) | Accounting |
| 2002 | Ross Cockrell, P (Sr.) | Biology |
| | Jimmy Courtenay, OL (Sr.) | Accounting |
| | Trev Faulk, LB (Sr.) | Marketing |
| | Randall Gay, CB (Jr.) | Marketing |
| | Jack Hunt, FS (Jr.) | Chemistry |
| | Brandon Hurley, FB (So.) | General Studies |
| | Donnie Jones, P (Jr.) | Finance |
| | Kris Kessler, PK (Sr.) | Zoology |
| | Kyle Kipps, DE (Sr.) | Marketing |

| | | |
|------------------------------|------------------------------|-------------------------|
| Chad Lewis, PK (Sr.) | Marketing | |
| Matt Mauck, QB (Jr.) | Kinesiology | |
| Ryan Miles, P (Sr.) | ISDS | |
| Rudy Niswanger, OL (So.) | General Studies | |
| Ryan O'Neal, FB (Sr.) | General Studies | |
| Rodney Reed, OT (Jr.) | Accounting | |
| Jeremy Shealy, DB (Sr.) | Sociology | |
| Wendell York, SNP (Sr.) | Accounting | |
| 2003 | Ty Barrett, WR (Sr.) | Education |
| Harold Bicknell, OL (Jr.) | General Studies | |
| Andre Boagni, PK (So.) | General Studies | |
| Dorsett Buckels, LB (Jr.) | General Studies | |
| Michael Clayton, WR (Jr.) | General Studies | |
| Steve Damen, SNP (Jr.) | General Business | |
| Leo Dessel, OL (So.) | General Studies | |
| Josh Dicharry, OL (Sr.) | General Studies | |
| Peter Dyakowski, OL (Fr-RS) | General Studies | |
| Ryan Gaudet, PK (Fr-RS) | General Studies | |
| Gino Giambelluca, WR (Jr.) | Kinesiology | |
| Kory Hebert, TE (Jr.) | General Studies | |
| Jack Hunt, SS (Sr.) | Chemistry | |
| Brandon Hurley, OL (Jr.) | Mass Communications | |
| Donnie Jones, P (Sr.) | Finance | |
| Chris McCauley, LB (Sr.) | Finance | |
| Matt Mauck, QB (Sr.) | Kinesiology | |
| Rudy Niswanger, OL (Jr.) | Kinesiology | |
| Brandon Nowlin, FB (Sr.) | General Business | |
| Stephen Peterman, OG (Sr.) | General Studies | |
| Gant Petty, SNP (Jr.) | Kinesiology | |
| Rodney Reed, OT (Grad.) | Accounting | |
| Cameron Vaughn, LB (So.) | General Studies | |
| Ben Wilkerson, C (Jr.) | General Studies | |
| Ryan Willis, DE (So.) | General Studies | |
| 2004 | Harold Bicknell, OL (Sr.) | Education |
| Andre Boagni, PK (Jr.) | Construction Management | |
| Terrell Clayton, WR (So.) | General Business | |
| Josh Dicharry, OL (Jr.) | Management | |
| Peter Dyakowski, OL (Jr.) | History | |
| Schirra Fields, WR (Sr.) | Kinesiology | |
| Ryan Gaudet, PK (Jr.) | Management | |
| Greg Hercules, DB (Sr.) | Chemical Engineering | |
| Shawn Jordan, FB (So.) | General Studies | |
| LaRon Landry, FS (So.) | General Studies | |
| Rudy Niswanger, OL (Sr.) | Kinesiology | |
| Gant Petty, SNP (Sr.) | Biological Studies | |
| Justin Vincent, RB (So.) | Communication Studies | |
| Brian West, DE (So.) | General Studies | |
| Garett Wibel, OL (Jr.) | General Studies | |
| Ryan Willis, DE (Jr.) | Kinesiology | |
| Andrew Wright, TE (So.) | Biological Engineering | |
| Keith Zinger, TE (So.) | General Studies | |
| 2005 | Andre Boagni, PK (Sr.) | Construction Management |
| Dwayne Bowe, WR (Jr.) | General Studies | |
| Mit Cole, TE (So.) | Undeclared | |
| Dave Davis, OL (Jr.) | History | |
| Josh Dicharry, OL (Jr.) | Management | |
| Schirra Fields, WR (Sr.) | Kinesiology | |
| Matt Flynn, QB (So.) | Communication Studies | |
| Ryan Gaudet, PK (Jr.) | Management | |
| Brett Helms, OG (Fr.) | Undeclared | |
| Max Holmes, C (So.) | Psychology | |
| Shawn Jordan, FB (So.) | Kinesiology | |
| Brandon Ledgister, FB (So.) | Mass Communication | |
| Alonzo Manuel, DE (Jr.) | General Studies | |
| Micah Metralier, LB (So.) | Kinesiology | |
| Rudy Niswanger, C (Graduate) | Kinesiology | |
| Gant Petty, Snapper (Jr.) | Biological Sciences | |
| JaMarcus Russell, QB (So.) | General Studies | |
| Luke Sanders, LB (So.) | Undeclared | |
| Robert Smith II, OL (So.) | Biological Sciences | |
| Ryan Willis, DE (Jr.) | Kinesiology | |
| Andrew Wright, TE (So.) | Biochemistry | |
| Anthony Zehyoue, LB (Jr.) | History | |
| 2006 | Jeremy Bunting, QB (So.) | General Business |
| Mit Cole, TE (Jr.) | Finance | |
| Peter Dyakowski, OT (Sr.) | History Graduate | |
| Ryan Gaudet, PK (Sr.) | Management Graduate | |
| Josh Graham, PK (So.) | Mass Communication | |
| Lyle Hitt, DT (So.) | Undeclared | |
| Max Holmes, OL (Jr.) | Psychology | |
| Chris Jackson, PK (Sr.) | Animal Dairy Poultry Science | |
| Tremaine Johnson, DE (So.) | General Studies | |
| Cole Louviere, OL (Jr.) | General Business | |
| Micah Metralier, LB (Jr.) | Kinesiology | |
| Carlos Rachel, WR (Sr.) | Kinesiology | |
| Robert Smith, OL (Jr.) | Biological Sciences | |
| Josh Stoltz, LB (So.) | Undeclared | |
| Ryan Willis, DE (Sr.) | Kinesiology | |
| Andrew Wright, TE (Sr.) | Biochemistry | |
| Keith Zinger, TE (Sr.) | General Studies | |

INTRO

THIS IS LSU

TIGERS

COACHES

REVIEW

HISTORY

LSU

National Awards

Heisman Memorial Trophy

(Presented annually by the Downtown Athletic Club of New York City to the most outstanding player in college football.)
1959 - Billy Cannon, HB

National Collegiate Player of the Year

(Selected by the Cleveland Touchdown Club)
1972 - Bert Jones, QB

Walter Camp Memorial Trophy

(Presented annually by the Touchdown Club of Washington, D.C. to the collegiate back of the year. Walter Camp was the father of American football.)
1959 - Billy Cannon, HB
1962 - Jerry Stovall, HB

Biletnikoff Award

(Presented annually by the Touchdown Club of Tallahassee, Fla., to the collegiate wide receiver of the year.)
2001 - Josh Reed, WR

Rimington Trophy

(Presented annually by the Touchdown Club of Lincoln, Neb., to the top center in college football.)
2004 - Ben Wilkerson, C

Manning Award

(Presented annually by the Sugar Bowl Committee to the top quarterback in college football.)
2006 - JaMarcus Russell, QB

Draddy Trophy

(Presented annually by the National Football Foundation to college football's top student-athlete. Commonly referred to as the "Academic Heisman")
2005 - Rudy Niswanger, C

Wuerffel Trophy

(Presented annually by the All Sports Association of Ft. Walton Beach, Fla., to the student-athlete who combines exemplary community service with outstanding academic and athletic achievement.)
2005 - Rudy Niswanger, C

Knute Rockne Memorial Trophy

(Presented annually by the Touchdown Club of Washington, D.C., to the collegiate lineman of the year. Knute Rockne was a legendary coach at Notre Dame.)
1939 - Ken Kavanaugh, Sr., E

SEC Awards

SEC Most Valuable Player

(Selected by The Nashville Banner)
1939 - Ken Kavanaugh, Sr., E
1958 - Billy Cannon, HB
1959 - Billy Cannon, HB
1962 - Jerry Stovall, HB
1977 - Charles Alexander, TB
1987 - Wendell Davis, SE

SEC Most Valuable Player

(Selected annually by the Birmingham Quarterback Club)
1954 - Sid Fournet, OG
1957 - Jimmy Taylor, FB
1958 - Billy Cannon, HB
1962 - Jerry Stovall, HB
1976 - Terry Robiskie, RB

SEC Player of the Year

(Selected annually by the Atlanta Touchdown Club)
1957 - Jimmy Taylor, FB
1958 - Billy Cannon, HB
1961 - Roy "Moonie" Winston, G
1962 - Jerry Stovall, HB

SEC Defensive MVP

(Selected annually by the Knoxville News-Sentinel)
1985 - Michael Brooks, OLB



Ben Wilkerson was awarded LSU's first Rimington Award, given to the nation's top center, in 2004.

Pro Football Hall of Fame

(Located in Canton, Ohio. Year indicated is when individual was inducted.)

1965 - Steve Van Buren, HB (Played with the NFL's Philadelphia Eagles, 1944 to 1951)
1971 - Y.A. Tittle, QB (Played with the NFL's Baltimore Colts (1948 to 1951), San Francisco 49ers (1951 to 1960) and New York Giants, (1961 to 1964)

1976 - Jimmy Taylor, FB (Played with the NFL's Green Bay Packers (1958 to 1962) and New Orleans Saints, (1967)

National Coach of the Year

1958 - Paul Dietzel (American Football Coaches Association)
1970 - Charles McClendon (American Football Coaches Association)
1982 - Jerry Stovall (Walter Camp Football Foundation)
2003 - Nick Saban (Associated Press, Bear Bryant, Eddie Robinson)

All-America Strength Team

(Selected by the National Strength Coaches Association)
1986 - Eric Andolsek, OG
1989 - Victor Jones, FB
1997 - Chuck Wiley, DT
1997 - Anthony McFarland, DT
1999 - Louis Williams, OT

SEC Defensive MVP

(Selected by the SEC Head Coaches)
2003 - Chad Lavalais, DT

Jacobs Award (Outstanding SEC Blocker)

(Selected annually by the Birmingham Quarterback Club)
1936 - Bill May, QB/FB
1958 - J.W. Brodnax, FB/HB
1978 - Robert Dugas, OT
1997 - Alan Faneca, OG

SEC Defensive Lineman of the Year

(Selected annually by the Atlanta Touchdown Club)
1982 - Ramsey Dardar, NG

SEC Senior Player of the Year

(Selected annually by the Birmingham Touchdown Club)
1987 - Wendell Davis, SE

SEC Freshman of the Year

(Selected annually by the Knoxville News-Sentinel)
1986 - Tommy Hodson, QB
1995 - Kevin Faulk, TB (Offense)
Anthony McFarland, DT (Defense)
1996 - Mark Roman, FS (Defense)

National Football Foundation & Hall of Fame

(Located in South Bend, Ind. Year indicated is when individual was inducted, and years in parentheses are those in which individual lettered or was a coach at LSU.)

PLAYERS

1956 - Gaynell Tinsley, E (1934-35-36, head coach 1948 to 1954)
1963 - Ken Kavanaugh, Sr., E (1937-38-39)
1967 - Abe Mickal, HB (1933-34-35)
1971 - G.E. "Doc" Fenton, QB (1907-08-09)
1995 - Tommy Casanova, S (1969-70-71)

COACHES

1951 - Dana X. Bible (head coach, 1916)
Mike Donahue (head coach, 1923 to 1927)
1954 - Lawrence M. "Biff" Jones (head coach, 1932 to 1934); Bernie H. Moore (head coach, 1935 to 1947)
1986 - Charles McClendon (head coach, 1962 to 1979)

AFCA Scholar-Athlete Team

1991 - Scott Wharton, DL
1994 - Michael Blanchard, C
1995 - Gabe Northern, DE

AFCA Good Works Team

1995 - Gabe Northern, DE
2001 - Rohan Davey, QB

Television Awards

(ABC-TV/Chevrolet Lineman of the Year)
1971 - Ronnie Estay, DT

SEC Rookie of the Year

(Selected annually by the Florida Times Union)
1986 - Tommy Hodson, QB

SEC Coach of the Year

1949 - Gaynell Tinsley (Nashville Banner)
1958 - Paul Dietzel (Nashville Banner)
1969 - Charles McClendon (Nashville Banner)
1970 - Charles McClendon (Nashville Banner)
1984 - Bill Arnsparger (Nashville Banner)
1986 - Bill Arnsparger (Nashville Banner, Birmingham News)
2001 - Nick Saban (Birmingham News)
2003 - Nick Saban (Associated Press)

SEC Championship Game Most Valuable Player

2001 - Matt Mauck
2003 - Justin Vincent

SEC Special Teams Player of the Year

(Selected by the SEC Head Coaches)
2005 - Skyler Green

Percy E. Roberts MVP Award

Presented to the athletes selected as the most valuable players (offensive and defensive). Named for the late Percy E. Roberts, a longtime member of the LSU Board of Supervisors, who was a loyal supporter of the University and its athletics programs. Roberts, who operated an insurance agency in Baton Rouge, began the award in 1927 and presented each year's MVP with a wristwatch, in recognition of the athlete's accomplishments. In 1965, the award was split to include an offensive and a defensive player. Wristwatches are still presented each year to the offensive and defensive most valuable players.

- 1927: Babe Godfrey, QB
- 1928: Hank Stovall, QB
- 1929: Dobie Reeves, HB
- 1930: J.B. Luker, E
- 1931: Tom Smith, FB
- 1932: Walter Fleming, E
- 1933: John Kent, C
- 1934: Walter Sullivan, B
- 1935: Jesse FATHERREE, B
- 1936: Gaynell Tinsley, E
- 1937: Pinky Rohm, B
- 1938: Dick Gormley, C
- 1939: Ken Kavanaugh, Sr., E
- 1940: J.W. Goree, G
- 1941: Bernie Lipkis, C
- 1942: Walter Gorinski, B
- 1943: Steve Van Buren, B
- 1944: Charlie Webb, E
- 1945: Gene Knight, FB
- 1946: Clyde Lindsey, E
- 1947: Fred Hall, G
- 1948: Y.A. Tittle, QB
- 1949: Abner Wimberly, E
- 1950: Ray Collins, T
- 1951: Kenny Konz, HB
- 1952: Jim Barton, HB
- 1953: Norman Stevens, QB
- 1954: Jerry Marchand, FB
- 1955: Sid Fournet, T
- 1956: O.K. Ferguson, FB
- 1957: Paul Ziegler, G
- 1958: Jimmy Taylor, FB
- 1959: J.W. Brodnax, FB
- 1960: Billy Cannon, HB
- 1961: Charles "Bo" Strange, C
- 1962: Wendell Harris, HB
- 1963: Earl Gross, FB
- 1964: Jerry Stovall, HB
- 1965: Robbie Hucklebridge, G
- 1966: Richard Granier, C
- 1967: Joe Labruzzo, HB
- 1968: Doug Moreau, SE
- 1969: Mike Duhon, G
- 1970: Gawayn DiBetta, FB
- 1971: Nelson Stokley, QB
- 1972: Sammy Grezaffi, S
- 1973: Tommy Morel, SE
- 1974: Gerry Kent, DB
- 1975: George Bevan, LB
- 1976: Mike Hillman, QB
- 1977: Mike Anderson, LB
- 1978: Buddy Lee, QB
- 1979: Andy Hamilton, SB
- 1980: Ronnie Estay, DT
- 1981: Bert Jones, QB
- 1982: John Wood, DT
- 1983: Tyler LaFauci, G
- 1984: Warren Capone, LB
- 1985: Mike Williams, DB
- 1986: Brad Davis, RB
- 1987: Steve Cassidy, DT
- 1988: Greg Bienville, C
- 1989: Terry Robiskie, B
- 1990: Dan Alexander, DT
- 1991: Kelly Simmons, B
- 1992: Steve Ripple, LB
- 1993: Charles Alexander, TB
- 1994: Kent Broha, DT
- 1995: Steve Ensminger, QB
- 1996: David Woodley, QB
- 1997: Willie Teal, S
- 1998: Alan Risher, QB
- 1999: Chris Williams, S
- 2000: Alan Risher, QB
- 2001: Orlando McDaniel, SE
- 2002: Al Richardson, LB
- 2003: Alan Risher, QB
- 2004: Leonard Marshall, T
- 2005: Eric Martin, SE
- 2006: Liffort Hobley, S

- 1984: Dalton Hilliard, RB
- 1985: Liffort Hobley, S
- 1986: Michael Brooks, OLB
- 1987: Dalton Hilliard, RB
- 1988: Michael Brooks, OLB
- 1989: Wendell Davis, WR
- 1990: Tommy Hodson, QB
- 1991: Henry Thomas, NG
- 1992: Wendell Davis, WR
- 1993: Tommy Hodson, QB
- 1994: Darrell Phillips, NG
- 1995: Tommy Hodson, QB
- 1996: Tony Moss, FL
- 1997: Eric Hill, OLB
- 1998: Ron Sancho, OLB
- 1999: Tommy Hodson, QB
- 2000: Tony Moss, FL
- 2001: Karl Dunbar, DT
- 2002: Todd Kinchen, SE
- 2003: Harvey Williams, TB
- 2004: Marc Boutte, DT
- 2005: Todd Kinchen, SE
- 1991: Reggie Walker, ILB
- 1992: Darrell Williams, Special Teams
- 1993: Corey Raymond, Special Teams
- 1994: Wes Jacob, FL
- 1995: Anthony Williams, ILB
- 1996: Carlton Buckels, Special Teams
- 1997: Kevin Mawae, C
- 1998: Anthony Marshall, FS
- 1999: Gabe Northern, Special Teams
- 2000: Brett Bech, WR
- 2001: Gabe Northern, DE
- 2002: Eddie Kennison, Special Teams
- 2003: Eddie Kennison, WR
- 2004: Talvi Crawford, SS
- 2005: David LaFleur, TE
- 1991: Allen Stansberry, LB
- 1992: Adam Perry, OG
- 1993: Chuck Wiley, DT
- 1994: Kevin Faulk, TB
- 1995: Anthony McFarland, NG
- 1996: Louis Williams, OT
- 1997: Charles Smith, LB
- 1998: Josh Reed, WR
- 1999: Trev Faulk, LB
- 2000: Josh Reed, WR
- 2001: Trev Faulk, LB
- 2002: Michael Clayton, WR
- 2003: Norman LeJeune, SS
- 2004: Michael Clayton, WR
- 2005: Chad Lavalais, DT
- 2006: Corey Webster, CB
- 2007: Matt Mauck, QB
- 2008: Joseph Addai, RB
- 2009: Marcus Spears, DE
- 2010: Corey Webster, CB
- 2011: Andrew Whitworth, OT
- 2012: JaMarcus Russell, QB
- 2013: Claude Wroten, DT
- 2014: Dwayne Bowe, WR
- 2015: Glenn Dorsey, DT

New Orleans Quarterback Club Award

Presented to the player who has maintained the highest academic average during his career.

- 1980: James Britt (CB, Jr.)
- 1981: John Fritchie (LB, So.)
- 1982: John Fritchie (LB, Jr.)
- 1983: John Fritchie (LB, Sr.)
- 1984: Juan Betanzos (K, Sr.)
- 1985: Keith Melancon (OG, Jr.)
- 1986: Nacho Albergamo (C, Jr.)
- 1987: Sol Graves (QB, Fr.)
- 1988: Scott Wharton (NG, So.)
- 1989: Sol Graves (QB, Jr.)
- 1990: Sol Graves (QB, Sr.)
- 1991: Mike Blanchard (C, Fr.)
- 1992: Mike Blanchard (C, So.)
- 1993: Mike Blanchard (C, Jr.)
- 1994: Mike Blanchard (C, Sr.)
- 1995: Chad Kessler (P, So.)
- 1996: Chad Kessler (P, Jr.)
- 1997: Chad Kessler (P, Sr.)
- 1998: Tommy Banks (FB, So.)
- 1999: Tommy Banks (FB, Jr.)
- 2000: Tommy Banks (FB, Sr.)
- 2001: Rodney Reed (OL, So.)
- 2002: Rodney Reed (OL, Jr.)
- 2003: Rudy Niswanger (OL, So.)
- 2004: Rudy Niswanger (OL, Jr.)
- 2005: Rudy Niswanger (OL, Sr.)

National "L" Club Award

Presented to the permanent team captains.

- 1980: Hokie Gajan (FB, Sr.)
- 1981: Lyman White (OLB, Sr.)
- 1982: James Britt (CB, Jr.)
- 1983: Tom Tully (OG, Sr.)
- 1984: James Britt (CB, Sr.)
- 1985: Alan Risher (QB, Sr.)
- 1986: John Fritchie (LB, Sr.)
- 1987: Mike Gambrell (C, Sr.)
- 1988: Gregg Dubroc (OLB, Sr.)
- 1989: Liffort Hobley (FS, Sr.)
- 1990: Kevin Langford (OG, Sr.)
- 1991: Jeff Wickersham (QB, Jr.)
- 1992: Shawn Burks (ILB, Sr.)
- 1993: Dalton Hilliard (RB, Sr.)
- 1994: Jeff Wickersham (QB, Sr.)
- 1995: Karl Wilson (DE, Jr.)
- 1996: Eric Andolsek (OG, Jr.)
- 1997: Michael Brooks (OLB, Sr.)
- 1998: John Hazard (OT, Sr.)
- 1999: Karl Wilson (DE, Sr.)
- 2000: Eric Andolsek (OG, Sr.)
- 2001: Tommy Clapp (DE, Sr.)
- 2002: Wendell Davis (SE, Sr.)
- 2003: Nicky Hazard (ILB, Sr.)
- 2004: Eric Hill (OLB, Sr.)
- 2005: Greg Jackson (S, Sr.)
- 2006: Tommy Hodson (QB, Jr.)
- 2007: Ralph Norwood (OT, Sr.)
- 2008: Todd Coutee (C, Sr.)
- 2009: Tommy Hodson (QB, Sr.)
- 2010: Karl Dunbar (DT, Sr.)
- 2011: Sol Graves (QB, Sr.)
- 2012: Marc Boutte (DT, Jr.)
- 2013: Todd Kinchen (SE, Sr.)
- 2014: Marc Boutte (DT, Sr.)
- 2015: Darrell Williams (Sr.)
- 1981: Darron Landry (OG, Sr.)
- 1982: Anthony Williams (ILB, Sr.)
- 1983: Carlton Buckels (CB, Sr.)
- 1984: Chad Loup (WR, Sr.)
- 1985: Anthony Marshall (FS, Sr.)
- 1986: Scott Holstein (P, Sr.)
- 1987: Gabe Northern (DE, So.)
- 1988: Brett Bech (WR, Sr.)
- 1989: Ivory Hilliard (FS, Sr.)
- 1990: Jonny Fayard (TE, Sr.)
- 1991: Troy Twillie (FS, Fr.)
- 1992: Sheddric Wilson (WR, Sr.)
- 1993: Ben Bordonon (OT, Sr.)
- 1994: Allen Stansberry (LB, Sr.)
- 1995: Adam Perry (OG, Sr.)
- 1996: Chuck Wiley (DT, Sr.)
- 1997: Todd McClure (C, Sr.)
- 1998: Anthony McFarland (NG, Sr.)
- 1999: Joe Wesley (LB, Sr.)
- 2000: Rondell Mealey (TB, Sr.)
- 2001: Johnny Mitchell (DT, Sr.)
- 2002: Charles Smith (ILB, Sr.)
- 2003: Rohan Davey (QB, Jr.)
- 2004: Louis Williams (C, Sr.)
- 2005: Trev Faulk (LB, So.)
- 2006: Rohan Davey (QB, Sr.)
- 2007: Trev Faulk (LB, Jr.)
- 2008: Robert Royal (TE, Sr.)
- 2009: Bradie James (LB, Sr.)
- 2010: LaBrandon Toefield (RB, Jr.)
- 2011: Michael Clayton (WR, Jr.)
- 2012: Chad Lavalais (DT, Sr.)
- 2013: Matt Mauck (QB, Jr.)
- 2014: Rodney Reed (OT, Sr.)
- 2015: Marcus Randall (QB, Sr.)
- 2016: Marcus Spears (DT, Sr.)
- 2017: Andrew Whitworth (OT, Jr.)
- 2018: Ben Wilkerson (C, Sr.)
- 2019: Joseph Addai (RB, Sr.)
- 2020: Skyler Green (WR, Sr.)
- 2021: Andrew Whitworth (OT, Sr.)
- 2022: Kyle Williams (DT, Sr.)
- 2023: Chris Jackson (PK, Sr.)
- 2024: LaRon Landry (FS, Sr.)
- 2025: Jamarcus Russel (QB, Jr.)

George M. Wallace Memorial Award

Presented to the squad's leading tackler, and named for George M. Wallace, Winfield, La., who served as executive counsel to every Louisiana governor, beginning with Huey Long in the early 1930s and continuing until Wallace's death in the early 1960s. Originally, the award was presented to the player who logged the most minutes played during the season, but the award was changed and was presented to the team's leading tackler.

- 1980: Al Richardson (ILB, Jr., 129 TT)
- 1981: Al Richardson (LB, Sr., 150 TT)
- 1982: Lawrence Williams (ILB, Sr., 123 TT)
- 1983: Shawn Burks (ILB, So., 98 TT)
- 1984: Shawn Burks (ILB, Jr., 108 TT)
- 1985: Shawn Burks (ILB, Sr., 113 TT)
- 1986: Toby Caston (ILB, Sr., 97 TT)
- 1987: Nicky Hazard (ILB, Sr., 107 TT)
- 1988: Verge Ausberry (ILB, Jr., 97 TT)
- 1989: Verge Ausberry (ILB, Sr., 89 TT)
- 1990: Anthony Marshall (FS, Fr., 90 TT)
- 1991: Reggie Walker (ILB, Sr., 108 TT)
- 1992: Anthony Williams (ILB, Sr., 69 TT)
- 1993: David Walkup (ILB, Sr., 69 TT)
- 1994: Ricardo Washington (ILB, Sr., 76 TT)
- 1995: Rodney Young (CB, Sr., 80 TT)
- 1996: Allen Stansberry (ILB, Jr., 109 TT)
- 1997: Allen Stansberry (LB, Sr., 95 TT)
- 1998: Joe Wesley (LB, Jr., 105 TT)
- 1999: Joe Wesley (LB, Sr., 93 TT)
- 2000: Ryan Clark (FS, So., 110 TT)
- 2001: Trev Faulk (LB, So., 113 TT)
- 2002: Trev Faulk (LB, Jr., 119 TT)
- 2003: Bradie James (LB, Sr., 154 TT)
- 2004: Chad Lavalais (DT, Sr., 61 TT)
- 2005: Marcus Spears (DE, Sr., 49 TT)
- 2006: LaRon Landry (FS, Sr., 68 TT)

Butch Duhe Award

Presented in memory of LSU quarterback Butch Duhe, a 1969 letterman from New Orleans, who passed away just prior to the 1970 season. The recipient is one whose character and contributions to LSU football and to the University most personify the All-America youth of today.

- 1982: Mike Montz (FB, Sr.)
- 1983: no award
- 1984: no award
- 1985: Roland Barbay (DE, Jr.)
- 1986: Karl Wilson (DE, Sr.)
- 1987: Sam Martin (TB, Sr.)
- 1988: Mickey Guidry (QB, Sr.)
- 1989: Jay Egloff (FB, Sr.)
- 1990: Jamie Howard (QB, Sr.)
- 1991: Denard Walker (CB, Sr.)
- 1992: Adam Perry (OG, Sr.)
- 1993: Markeith Spears (LB, Sr.)
- 1994: Ryan Thomassie (OG, Sr.)
- 1995: Tommy Banks (FB, Jr.)
- 1996: Rohan Davey (QB, So.)
- 2000: Robert Royal (TE, Jr.)
- 2001: Jerel Myers (WR, Jr.)
- 2002: Randall Gay (DB, Jr.)
- 2003: Kyle Williams (DT, So.)
- 2004: Eric Alexander (LB, Sr.)
- 2005: Cameron Vaughn (LB, So.)
- 2006: Travis Daniels (CB, Sr.)
- 2007: Skyler Green (WR, Jr.)
- 2008: Kenneth Hollis (LB, Jr.)
- 2009: Rudy Niswanger (C, Jr.)
- 2010: Kevin Steltz (FB, Sr.)
- 2011: Gant Petty (SNP, Sr.)
- 2012: Justin Vincent (RB, Sr.)

Special Teams Player of the Year Award

Selected by the coaches and presented to the player who has made the most outstanding contribution to special teams play.

- 1986: Chris Cruz (S, Sr.)
- 1987: Jay Egloff (RB, So.)
- 1988: David Brownidyke (PK, Jr.)
- 1989: David Brownidyke (PK, Sr.)
- 1990: Gordy Rush (S, Sr.)
- 1991: Darrell Williams (TE, Sr.)
- 1992: Corey Raymond (CB, Sr.)
- 1993: Carlton Buckels (CB, Sr.)
- 1994: Gabe Northern (DE, So.)
- 1995: Eddie Kennison (PR/KOR, So.)
- 1996: Chris Cummings (WR, Fr.)
- 1997: Chris Cummings (CB, So.)
- 1998: Casey Taber (F-B, Sr.)
- 1999: Ryan Clark (S, Fr.)
- 2000: Damian Woods (CB, Sr.)
- 2001: Domanick Davis (RB, So.)
- 2002: Donnie Jones (P, So.)
- 2003: Walter Moreham (LB, Sr.)
- 2004: John Corbello (PK, Sr.)
- 2005: Ryan O'Neal (FB, Sr.)
- 2006: Skyler Green (RS, So.)
- 2007: Daniel Francis (DB, Fr.)
- 2008: Donnie Jones (P, Sr.)
- 2009: Ali Highsmith (LB, Fr.)
- 2010: Chris Jackson (PK, So.)
- 2011: Justin Vincent (RB, So.)
- 2012: Skyler Green (WR/RS, Sr.)
- 2013: Jason Spadoni (LB, Sr.)
- 2014: Craig Steltz (DB, Jr.)

Charles McClendon Award

Presented to the most valuable player as selected by the head coach based on performance, example and overall impact on the success of the team.

- 1995: Sheddric Wilson (WR, Sr.)
- 1996: Kevin Faulk (TB, So.)
- 1997: Kevin Faulk (TB, Jr.)
- 1998: Herb Tyler (QB, Sr.)
- 1999: Jerel Myers (WR, Fr.)
- 2000: Josh Reed (WR, Sr.)
- 2001: Rohan Davey (QB, Sr.)
- 2002: Josh Reed (WR, Jr.)
- 2003: Bradie James (LB, Sr.)
- 2004: Domanick Davis (RB, Sr.)
- 2005: Michael Clayton (WR, Jr.)
- 2006: Chad Lavalais (DT, Sr.)
- 2007: Marcus Spears (DE, Sr.)
- 2008: Kyle Williams (DT, Sr.)
- 2009: Jamarcus Russell (QB, Jr.)

Charles Coates Student-Athlete Award

Presented to the player who most typifies the role of the student-athlete by his performance on the football field and in the classroom, as selected by the LSU coaching staff. The award is named for the founder of LSU football, Dr. Charles Coates.

- 1995: Gabe Northern (DE, Sr.)
- 1996: Kris Perret (SN, Sr.)
- 1997: Chad Kessler (P, Sr.)
- 1998: Brandon Smith (P, Sr.)
- 1999: Danny Boyd (PK, Sr.)
- 2000: Andy Stroup (QB, Sr.)
- 2001: Louis Williams (C, Sr.)
- 2002: Kris Kessler (PK, Sr.)
- 2003: Wendell York (SNP, Sr.)
- 2004: Bradie James (LB, Sr.)
- 2005: Rodney Reed (OT, Sr.)
- 2006: Jack Hunt (DB, Sr.)
- 2007: Donnie Jones (P, Sr.)
- 2008: Dorsett Buckels (LB, Sr.)
- 2009: Ben Wilkerson (C, Sr.)
- 2010: Rudy Niswanger (OL, Sr.)
- 2011: Ryan Willis (DL, Sr.)

| |
|-------------|
| INTRO |
| THIS IS LSU |
| TIGERS |
| COACHES |
| REVIEW |
| HISTORY |
| LSU |

Tigers in the NFL

INTRO

THIS IS LSU

TIGERS

COACHES


REVIEW

HISTORY

LSU


| PLAYER (POSITION) | NFL TEAM | YEARS IN PROS |
|--|-------------------|------------------|
| A | | |
| Adams, John (B) | Bears | 1959-62 |
| Addai, Joseph (RB) | Colts | 2006 |
| Alexander, Charles (RB) | Bengals | 1979-85 |
| Alexander, Dan (G) | Jets | 1977-89 |
| Alexander, Eric (LB) | Patriots | 2004-06 |
| Allen, Kenderick (DT) | Saints | 2003 |
| | Giants | 2004-05 |
| | Packers | 2006 |
| Andolsek, Eric (G) | Lions | 1988-91 |
| Andrews, Mitch (TE) | Broncos | 1987 |
| B | | |
| Baggett, Billy (B) | Dallas Texans | 1952 |
| Barbay, Roland (NT) | Seahawks | 1987 |
| Barnes, Walter (G) - Bishop, Harold (TE) | Saints | 1997-99 |
| | Buccaneers | 1994 |
| | Browns | 1995 |
| | Ravens | 1996 |
| | Steelers | 1998 |
| Booker, Fred (DB) | Saints | 2005 |
| Booty, Josh (QB) | Browns | 2001-03 |
| Boyd, Danny (PK) | Jaguars | 2002 |
| Bordelon, Ben (OG) | Chargers | 1997 |
| Bordelon, Ken (LB) | Saints | 1976-77, 1979-82 |
| Boutte, Marc (DT) | Rams | 1992-93 |
| | Redskins | 1994-99 |
| Branch, Mel (DE) | Chiefs | 1960-65 |
| | Dolphins | 1966-68 |
| Brazell, Bennie (WR) | Bengals | 2006 |
| Britt, James (DB) | Falcons | 1983-87 |
| Brodnax, John "Red" (FB) | Broncos | 1960 |
| Brooks, Michael (LB) | Broncos | 1987-92 |
| | Giants | 1993-95 |
| | Lions | 1996 |
| Burkett, Jeff (E) | Cardinals | 1947 |
| Burks, Shawn (LB) | Redskins | 1986 |
| Burrell, Clinton (DB) | Browns | 1979-84 |
| Bussey, Young (QB) | Bears | 1940-41 |
| C | | |
| Cannon, Billy (RB-TE) | Oilers | 1960-63 |
| | Raiders | 1964-69 |
| | Chiefs | 1970 |
| Capone, Warren (LB) | Cowboys | 1975 |
| | Saints | 1976 |
| Carson, Carlos (WR) | Chiefs | 1980-89 |
| | Eagles | 1989 |
| Casanova, Tommy (S) | Bengals | 1972-77 |
| Cason, Jim (HB) | 49ers | 1950-52, 1954 |
| Caston, Toby (LB) | Rams | 1955-56 |
| | Oilers | 1987-88 |
| | Lions | 1989-93 |
| Champagne, Ed (T) | Rams | 1947-50 |
| Chatman, Ricky (LB) | Colts | 1987 |
| Clapp, Tommy (LB) | Buccaneers | 1988 |
| Clark, Ryan (S) | Giants | 2002-03 |
| | Redskins | 2004-05 |
| | Steelers | 2006 |
| Clayton, Michael (WR) | Buccaneers | 2004-06 |
| Coates, Ray (B) | Giants | 1948-49 |
| Coffee, Jim (B) | Cardinals | 1937-38 |
| Collins, Al (B) | Colts | 1950 |
| | Packers | 1951 |
| Collins, Ray (T) | 49ers | 1950-52 |
| | Giants | 1954 |
| | Chiefs | 1960-61 |
| Crass, Bill (B) | Cardinals | 1937 |
| D | | |
| Dale, Jeff (S) | Chargers | 1985-86, 1988 |
| Daniel, Eugene (CB) | Colts | 1984-96 |
| | Ravens | 1997 |
| Daniels, Travis (DB) | Dolphins | 2005-06 |
| Dardar, Ramsey (DT) | Cardinals | 1984 |
| Davey, Rohan (QB) | Patriots | 2002-04 |
| | Cardinals | 2005 |
| Davidson, Kenny (DE) | Steelers | 1990-93 |
| | Oilers | 1994-95 |
| | Bengals | 1996 |
| Davis, Brad (RB) | Falcons | 1975-76 |
| Davis, Domanick (RB) | Texans | 2003-05 |
| Davis, Tommy (PK) | 49ers | 1959-69 |
| Davis, Wendell (WR) | Bears | 1988-93 |
| | Colts | 1995 |

| PLAYER (POSITION) | NFL TEAM | YEARS IN PROS |
|-------------------------------|------------------|------------------|
| Demarie, John (G-T) | Browns | 1967-75 |
| | Seahawks | 1976 |
| Duhe, A.J. (DE-LB) | Dolphins | 1977-84 |
| Dunbar, Karl (DE) | Saints | 1993 |
| | Cardinals | 1994-95 |
| E | | |
| Edwards, Eric (TE) | Cardinals | 2004-06 |
| Elko, Bill (NT) | Chargers | 1983-84 |
| | Colts | 1987 |
| Estes, Don (G) | Chargers | 1966 |
| F | | |
| Faneca, Alan (G) | Steelers | 1998-2006 |
| Faulk, Kevin (RB) | Patriots | 1999-2006 |
| Faulk, Trev (LB) | Cardinals | 2002-2003 |
| | Rams | 2004-05 |
| Fontenot, Herman (RB) | Browns | 1985-88 |
| | Packers | 1989-90 |
| Foster, Larry (WR) | Lions | 2000-02 |
| | Cardinals | 2003 |
| Fournet, Sid (G) | Rams | 1955-56 |
| | Steelers | 1957 |
| | Chiefs | 1960-61 |
| | Jets | 1962-63 |
| | Bills | 1991-93 |
| Fuller, Eddie (RB) | Patriots | 1967 |
| Fussell, Tommy (DE) | | |
| G | | |
| Gajan, Hokie (FB) | Saints | 1982-85 |
| Garlington, John (LB) | Browns | 1968-77 |
| Gaubatz, Dennis (LB) | Lions | 1963-64 |
| | Colts | 1965-69 |
| Gay, Randall (CB) | Patriots | 2004-06 |
| Glamp, Joe (B) | Steelers | 1947-49 |
| Gorinski, Walt (B) | Steelers | 1946 |
| Graves, White (S) | Patriots | 1965-67 |
| | Bengals | 1968 |
| | Ravens | 2002 |
| Green, Howard (DT) | Saints | 2003-05 |
| Green, Skyler (WR) | Bengals | 2006 |
| Green, Jarvis (DE) | Patriots | 2002-06 |
| Gros, Earl (RB) | Packers | 1962-63 |
| | Eagles | 1964-66 |
| | Steelers | 1967-69 |
| | Saints | 1970 |
| | Broncos | 1988 |
| | Cardinals | 1989 |
| Guidry, Kevin (CB) | | |
| H | | |
| Haliburton, Ronnie (TE) | Broncos | 1990-91 |
| Hamilton, Andy (WR) | Chiefs | 1973-74 |
| | Saints | 1975 |
| Harris, Bo (LB) | Bengals | 1975-82 |
| Harris, Wendell (DB) | Colts | 1962-65 |
| | Giants | 1966-67 |
| Henderson, Devery (WR) | Saints | 2004-06 |
| Hill, Eric (LB) | Cardinals | 1989-97 |
| | Rams | 1998 |
| | Chargers | 1999 |
| Hill, Marquise (DE) | Patriots | 2004-06 |
| Hill, Raion (DB) | Bills | 2000-01 |
| Hilliard, Dalton (RB) | Saints | 1986-93 |
| Hobley, Liffort (DB) | Cardinals | 1985 |
| | Dolphins | 1987-93 |
| Hodgins, Norm (DB) | Bears | 1974 |
| Hodson, Tommy (QB) | Patriots | 1990-92 |
| | Dolphins | 1993 |
| | Cowboys | 1994 |
| | Saints | 1995-96 |
| J | | |
| Jackson, Al (G) | Cowboys | 2000-01 |
| Jackson, Greg (DB) | Giants | 1989-93 |
| | Eagles | 1994-95 |
| | Saints | 1996 |
| | Chargers | 1997-2000 |
| | Rams | 1976 |
| | Bills | 1978-79 |
| | Raiders | 1977 |
| Jackson, Steve (DB) | Cowboys | 2003-06 |
| James, Bradie (LB) | Lions | 1986-88 |
| James, Garry (RB) | Broncos | 1996-99 |
| James, Tory (CB) | Raiders | 2000-02 |
| | Bengals | 2003-06 |



Dalton Hilliard is the second-leading rusher in New Orleans Saints history.

| PLAYER (POSITION) | NFL TEAM | YEARS IN PROS |
|--------------------------------|-----------------|------------------|
| Jean Baptiste, Garland (RB) | Saints | 1987 |
| Jefferson, Norman (DB) | Packers | 1987-88 |
| Joiner, Tim (LB) | Oilers | 1983-84 |
| | Broncos | 1987 |
| Jones, Bert (QB) | Colts | 1973-81 |
| | Rams | 1982 |
| Jones, Donnie (P) | Seahawks | 2004 |
| | Dolphins | 2005-06 |
| Jones, Reggie (WR) | Chargers | 2000-01 |
| Jones, Victor (RB) | Oilers | 1990-91 |
| | Broncos | 1992 |
| | Steelers | 1993-94 |
| | Chiefs | 1994 |
| K | | |
| Kavanaugh, Ken Sr. (E) | Bears | 1940-41, 1945-50 |
| Kennison, Eddie (WR/KR) | Rams | 1996-98 |
| | Saints | 1999 |
| | Bears | 2000 |
| | Broncos | 2001 |
| | Chiefs | 2001-06 |
| Kinchen, Brian (TE) | Dolphins | 1988-90 |
| | Browns | 1991-95 |
| | Ravens | 1996-98 |
| | Panthers | 1999-2000 |
| | Patriots | 2003 |
| | Rams | 1992-95 |
| Kinchen, Todd (WR) | Broncos | 1996 |
| | Falcons | 1997-98 |
| Konz, Ken (DB) | Browns | 1953-59 |
| L | | |
| LaFleur, David (TE) | Cowboys | 1997-2000 |
| LaFleur, Greg (TE) | Cardinals | 1981-85 |
| | Colts | 1986 |
| Lang, Gene (RB) | Broncos | 1984-87 |
| | Falcons | 1988-90 |
| Lavalais, Chad (DT) | Falcons | 2004-05 |
| LeBlanc, Clarence (S) | Giants | 2003 |
| Lee, Buddy (QB) | Bears | 1971 |
| Leggett, Earl (T) | Bears | 1957-65 |
| | Rams | 1966 |
| | Saints | 1967 |
| LeJeune, Norman (DB) | Dolphins | 2005-06 |
| Living, Nate (OL) | Bengals | 2006 |
| M | | |
| Malancon, Rydell (LB) | Falcons | 1984 |
| | Packers | 1987 |
| Marshall, Anthony (DB) | Bears | 1994-97 |
| | Eagles | 1998 |



Former LSU great Y.A. Tittle is a member of the NFL Hall of Fame.

| PLAYER (POSITION) | NFL TEAM | YEARS IN PROS |
|--------------------------------|-------------------|------------------|
| Marshall, Leonard (DE) | Giants | 1983-92 |
| | Jets | 1993 |
| | Redskins | 1994 |
| Martin, Eric (WR) | Saints | 1985-93 |
| | Chiefs | 1994 |
| Martin, Sammy (WR) | Patriots | 1988-91 |
| | Colts | 1991 |
| Masters, Billy (TE) | Bills | 1967-69 |
| | Broncos | 1970-74 |
| | Chiefs | 1975-76 |
| Mauck, Matt (QB) | Broncos | 2004 |
| | Titans | 2005-06 |
| Mawae, Kevin (G-C) | Seahawks | 1995-97 |
| | Jets | 1998-2005 |
| | Titans | 2006 |
| May, Bill (B) | Cardinals | 1937-38 |
| Mayes, Adrian (DB) | Cardinals | 2004-05 |
| Mayes, Mike (CB) | Saints | 1989 |
| | Jets | 1990 |
| | Vikings | 1991 |
| McClure, Todd (C) | Falcons | 2000-06 |
| McCormick, Dave (T) | 49ers | 1966 |
| | Saints | 1967-68 |
| McDaniel, Orlando (WR) | Broncos | 1982 |
| McFarland, Anthony (DT) | Buccaneers | 1999-2005 |
| | Colts | 2006 |
| Meale, Rondell (RB) | Packers | 2001-02 |
| Miller, Arnold (DE) | Browns | 1999-2000 |
| Miller, Blake (C) | Lions | 1992 |
| Miller, Fred (DT) | Colts | 1963-72 |
| Miller, Nate (G) | Falcons | 1997 |
| Miller, Paul (DE) | Rams | 1954-57 |
| | Chiefs | 1960-61 |
| | Chargers | 1962 |
| Mixon, Kenny (DE) | Dolphins | 1998-2001 |
| | Vikings | 2002-04 |
| Montgomery, Bill (B) | Cardinals | 1946 |
| Moreau, Doug (TE) | Dolphins | 1966-69 |
| Morgan, Mike (LB) | Eagles | 1964-67 |
| | Redskins | 1968 |
| | Saints | 1969-70 |
| | Broncos | 1983-84 |
| N | | |
| Neal, Ed (G) | Bears | 1951 |
| Neck, Tommy (HB) | Bears | 1962-63 |
| Niswanger, Rudy (C) | Chiefs | 2006 |
| Northern, Gabe (DE) | Bills | 1996-99 |
| | Vikings | 2000 |
| Norwood, Ralph (T) | Falcons | 1989 |
| Nunnery, R.B. (DT) | Chiefs | 1960 |
| O | | |
| Oliver, Melvin (DE) | 49ers | 2006 |

| PLAYER (POSITION) | NFL TEAM | YEARS IN PROS |
|-------------------------------|------------------|------------------|
| P | | |
| Peterman, Stephen (OG) | Cowboys | 2004-05 |
| | Lions | 2006 |
| Porter, Tracy (WR) | Lions | 1981-82 |
| | Colts | 1983-84 |
| Price, Marcus (OT) | Chargers | 1997-99 |
| | Saints | 2000-01 |
| | Bills | 2002-04 |
| | Cowboys | 2005 |
| Prude, Ronnie (DB) | Ravens | 2006 |
| Prudhomme, Remi (C-G) | Bills | 1966-67, 1972 |
| | Chiefs | 1968-69 |
| | Saints | 1971-72 |
| Q | | |
| Quinn, Marcus (DB) | Buccaneers | 1987 |
| R | | |
| Rabb, Warren (QB) | Lions | 1960 |
| | Bills | 1961-62 |
| Randall, Marcus (LB) | Titans | 2005-06 |
| Ray, Eddie (RB-P) | Patriots | 1970 |
| | Chargers | 1971 |
| | Falcons | 1972-74 |
| | Bills | 1976 |
| | Giants | 1992-94 |
| | Lions | 1995-97 |
| | Cardinals | 1997, 1939 |
| Reed, Joe (B) | Cardinals | 1937, 1939 |
| Reed, Josh (WR) | Bills | 2002-06 |
| Rehage, Steve (S) | Giants | 1987 |
| Reid, Joe (LB) | Rams | 1951 |
| Reynolds, M.C. (QB) | Cardinals | 1958-59 |
| | Redskins | 1960 |
| | Bills | 1961 |
| | Raiders | 1962 |
| Rice, George (DT) | Oilers | 1966-69 |
| Richards, Bobby (DE) | Eagles | 1962-65 |
| | Falcons | 1966-67 |
| | 49ers | 1998-2000 |
| Richey, Wade (PK) | Chargers | 2001-02 |
| | Ravens | 2003-04 |
| Risher, Alan (QB) | Buccaneers | 1985 |
| | Packers | 1987 |
| Robinson, Johnny (S) | Chiefs | 1960-71 |
| Robiskie, Terry (RB) | Raiders | 1977-79 |
| | Dolphins | 1980-81 |
| Rogers, Steve (RB) | Saints | 1975 |
| | Jets | 1976 |
| Roman, Mark (DB) | Bengals | 2000-03 |
| | Packers | 2004-05 |
| | 49ers | 2006 |
| Royal, Robert (TE) | Redskins | 2003-05 |
| | Bills | 2006 |
| Rukas, Justin (T) | Brooklyn Dodgers | 1936 |
| S | | |
| Sandifer, Dan (B) | Redskins | 1948-49 |
| | Lions | 1950 |
| | 49ers | 1950 |
| | Eagles | 1950-51 |
| | Packers | 1952-53 |
| | Cardinals | 1953 |
| | Saints | 1997 |
| Savoie, Nicky (TE) | Lions | 1950 |
| Schroll, Charles (B) | Packers | 1951 |
| | Giants | 1983 |
| | Saints | 1987 |
| Shurtz, Hubert (T) | Steelers | 1948 |
| Smith, Lance (G) | Cardinals | 1985-93 |
| | Giants | 1994-96 |
| | Chargers | 1993 |
| Smoot, Raymond (G) | Cowboys | 2005-06 |
| Spears, Marcus (DE) | Cardinals | 1963-71 |
| Stovall, Jerry (DB) | Oilers | 1998 |
| Sutton, Mike (DL) | Bills | 1963-65 |
| Sykes, Gene (DB) | Broncos | 1967 |
| T | | |
| Tarasovic, George (DE) | Steelers | 1952-53, 1956-63 |
| | Eagles | 1963-65 |
| | Broncos | 1967 |
| | Packers | 1958-66 |
| | Saints | 1967 |
| *Taylor, Jim (FB) | | |

| PLAYER (POSITION) | NFL TEAM | YEARS IN PROS |
|-----------------------------------|----------------|----------------|
| Teal, Willie (CB) | Vikings | 1980-86 |
| | Raiders | 1987 |
| Thomas, Henry (DT) | Vikings | 1987-94 |
| | Lions | 1995-96 |
| | Patriots | 1997-2000 |
| Tinsley, Gaynell (E) | Cardinals | 1937-38, 1940 |
| Tinsley, Jess (T) | Cardinals | 1929-33 |
| *Tittle, Y.A. (QB) | Colts | 1950 |
| | 49ers | 1951-60 |
| | Giants | 1961-64 |
| Toefield, LaBrandon (RB) | Jaguars | 2003-06 |
| Torrance, Jack (T) | Bears | 1939-40 |
| Toth, Zollie (RB) | NY Yankees | 1950-51 |
| | Colts | 1953-54 |
| | Rams | 1964-70 |
| Truax, Billy (TE) | Cowboys | 1971-73 |
| V | | |
| Van Buren, Ebert (RB) | Eagles | 1951-53 |
| *Van Buren, Steve (RB) | Eagles | 1944-51 |
| Vaughn, Cameron (LB) | Broncos | 2006 |
| W | | |
| Walker, Denard (CB) | Oilers/Titans | 1997-2000 |
| | Broncos | 2000-02 |
| | Vikings | 2003-04 |
| | Raiders | 2005 |
| Webster, Corey (CB) | Giants | 2005-06 |
| Wesley, Joe (LB) | 49ers | 1999-2001 |
| White, James (DE) | Browns | 1985 |
| White, Lyman (LB) | Falcons | 1981-82 |
| Whitlatch, Blake (LB) | Jets | 1978 |
| Whitworth, Andrew (OT) | Bengals | 2006 |
| Wiley, Chuck (DT) | Panthers | 1999 |
| | Falcons | 2000-01 |
| | Vikings | 2002-04 |
| Wilkerson, Ben (C) | Bengals | 2005-06 |
| Williams, Chris (CB) | Bills | 1981-83 |
| Williams, Harvey (RB) | Chiefs | 1991-93 |
| | Raiders | 1994-98 |
| Williams, Kyle (DT) | Bills | 2006 |
| Williams, Louis (OL) | Panthers | 2001-02 |
| Williams, Mike (CB) | Chargers | 1975-82 |
| | Rams | 1983 |
| Williams, Willie (T) | Cardinals | 1991 |
| | Saints | 1994 |
| Wilson, Karl (DE) | Chargers | 1987-88 |
| | Cardinals | 1989 |
| | Dolphins | 1990, 1993 |
| | Rams | 1991 |
| | Jets | 1992-93 |
| | 49ers | 1993 |
| | Buccaneers | 1994 |
| | Bills | 1995 |
| | Oilers | 1996 |
| Wilson, Sheddric (WR) | Packers | 1950-52 |
| Wimberly, Abner (E) | Broncos | 2001 |
| Winey, Brandon (T) | Redskins | 2003 |
| | Giants | 2004 |
| Winston, Roy "Moonie" (LB) | Vikings | 1962-76 |
| Woodley, David (QB) | Dolphins | 1980-83 |
| | Steelers | 1984-85 |
| Wroten, Claude (OT) | Rams | 2006 |
| Y | | |
| Young, Rodney (DB) | Giants | 1995-98 |
| Youngblood, George (S) | Bears | 1969 |
| Z | | |
| Zaubrecher, Godfrey (C) | Vikings | 1971-73 |

* - indicates member of Pro Football Hall of Fame
 Bold indicates active players
 Players active for at least one regular season game
 Compiled by Sheldon Mickles, Baton Rouge Advocate
 (Source: NFL Media Guides)

Tigers in the AAFC All-American Football Conference

Cason, Jim (HB) - San Francisco 49ers, 1948-49
 Kingery, Wayne (B) - Baltimore Colts, 1949
 Land, Fred (T) - San Francisco 49ers, 1948
 Tittle, Y.A. (QB) - Baltimore Colts, 1948-49

(merged with NFL in 1950)

Tigers in the NFL Draft

INTRO

THIS IS LSU

TIGERS

COACHES

REVIEW

HISTORY

LSU

| NO. | NAME, POSITION | ROUND | TEAM |
|------------------|----------------------------|-------|----------------|
| 1936 | Abe Mickal, B | 6 | Detroit |
| 1937 | Marvin (Moose) Stewart, C | 2 | Chi. Bears |
| | Gaynell (Gus) Tinsley, E | 2 | Chi. Cardinals |
| 1939 | Eddie Gatto, T | 5 | Cleveland |
| | Dick Gormley, C | 20 | Philadelphia |
| 1940 | Ken Kavanaugh Sr., E | 2 | Chi. Bears |
| | Young Bussey, B | 18 | Chi. Bears |
| 1941 | Leo Barnes, T | 20 | Cleveland |
| | J.W. Goree, G | 12 | Pittsburgh |
| 1943 | Bill Edwards, G | 29 | Chi. Cardinals |
| | Willie Miller, G | 30 | Cleveland |
| | Percy Holland, G | 22 | Detroit |
| | Walt Gorinski, B | 17 | Philadelphia |
| 1944 | Reldon Bennett, T | 16 | Boston |
| | Dilton Richmond, E | 21 | Boston |
| | Joe Hartley, T | 12 | Chi. Bears |
| | Jim McLeod, E | 29 | Cleveland |
| | Steve Van Buren, B | 1 | Philadelphia |
| | Jim Talley, C | 12 | Philadelphia |
| 1945 | Felix Trapani, G | 26 | Brooklyn |
| | Holley Heard, T | 11 | Chi. Cardinals |
| | Gene (Red) Knight, B | 26 | Chi. Cardinals |
| | Hal Helscher, B | 8 | Green Bay |
| | Alvin Dark, B | 2 | Philadelphia |
| | Bill Montgomery, B | 13 | Philadelphia |
| 1946 | Andy Kosmac, C | 21 | Green Bay |
| | Tom Loflin, E | 19 | NY Giants |
| | Charlie Webb, E | 23 | Washington |
| 1947 NFL | Shelton Ballard, C | 19 | Chi. Cardinals |
| | Clyde Lindsey, E | 28 | Chi. Cardinals |
| | Ed Champagne, T | 16 | LA Rams |
| | Hubert Shurtz, T | 15 | Philadelphia |
| | Fred Hall, G | 18 | Philadelphia |
| | Gene (Red) Knight, B | 2 | Washington |
| | Charlie Webb, E | 18 | Washington |
| 1947 AAFC | 54 Gene (Red) Knight, B | 7 | San Francisco |
| 1948 NFL | Abner Wimberly, E | 10 | Boston |
| | Jim Cason, B | 5 | Chi. Cardinals |
| | Y.A. Tittle, QB | 1 | Chi. Bears |
| | Fred Land, T | 11 | Detroit |
| | Bill Schroll, B | 12 | LA Rams |
| | Ray Coates, B | 8 | NY Giants |
| | Ed Claunch, C | 18 | Philadelphia |
| | Dan Sandifer, B | 3 | Washington |
| 1948 AAFC | 20 Dan Sandifer, B | 4 | Baltimore |
| | 111 Ray Coates, B | 17 | Buffalo |
| | 125 Abner Wimberly, E | 19 | LA Dons |
| | 200 Albin (Rip) Collins, B | 28 | NY Yankees |
| | 15 Jim Cason, B | 3 | San Francisco |
| | 32 Fred Land, T | 6 | San Francisco |
| 1949 NFL | Albin (Rip) Collins, B | 6 | Boston |
| 1949 AAFC | 21 Albin (Rip) Collins, B | 3 | Cleveland |

| | | | |
|-----------------|-------------------------|----|---------------|
| 1950 | Al Hover, G | 14 | Chi. Bears |
| | Zollie Toth, B | 4 | NY Bulldogs |
| | Melvin Lyle, E | 10 | NY Bulldogs |
| | Ebert Van Buren, B | 8 | NY Giants |
| | Ray Collins, T | 3 | San Francisco |
| 1951 | Kenny Konz, B | 1 | Cleveland |
| | Jim Shoaf, G | 10 | Detroit |
| | Albin (Rip) Collins, B | 2 | Green Bay |
| | Joe Reid, C | 13 | LA Rams |
| | Billy Baggett, B | 22 | LA Rams |
| | Ebert Van Buren, B | 1 | Philadelphia |
| | Y.A. Tittle, QB | 1 | San Francisco |
| 1952 | Jim Roshto, B | 12 | Detroit |
| | George Tarasovic, C | 2 | Pittsburgh |
| | Rudy Yeater, T | 13 | San Francisco |
| | Jess Yates, E | 20 | San Francisco |
| | Chet Freeman, B | 23 | Texas |
| | Ray Potter, T | 13 | Washington |
| 1953 | LeRoy Labat, B | 18 | Baltimore |
| | Paul Miller, T | 6 | LA Rams |
| | Ralph McLeod, E | 27 | San Francisco |
| 1954 | Charles Oakley, B | 23 | Chicago |
| | Jerry Marchand, B | 25 | Chicago |
| | William Harris, T | 24 | New York |
| 1955 | Elton Shaw, T | 23 | Green Bay |
| | Sid Fournet, T | 2 | New York |
| | Gary Dildy, C | 21 | New York |
| | William Dogget, B | 22 | New York |
| 1956 | Robert Nunnery, T | 12 | Detroit |
| | O. K. Ferguson, B | 13 | Detroit |
| | Vince Gonzales, B | 20 | Washington |
| 1957 | Earl Leggett, T | 1 | Chicago |
| | Jerry Janes, E | 21 | Chicago |
| | Lou Deutschmann, B | 16 | New York |
| | Tommy Davis, B | 11 | San Francisco |
| 1958 | Jim Taylor, B | 2 | Green Bay |
| 1959 | J.W. (Red) Broadnax, B | 15 | Pittsburgh |
| 1960 NFL | Johnny Robinson, HB | 1 | Detroit |
| | Warren Rabb, QB | 2 | Detroit |
| | Billy Cannon, B | 1 | Los Angeles |
| | Max Fugler, C | 8 | San Francisco |
| | Mel Branch, E | 10 | San Francisco |
| 1960 AFL | Max Fugler, C | | Boston |
| | Warren Rabb, QB | | Dallas Texans |
| | Johnny Robinson, HB | | Dallas Texans |
| | Mel Branch, T-G | | Denver |
| | Billy Cannon, HB | | Houston |
| 1961 NFL | Charles (Bo) Strange, C | 2 | Philadelphia |
| | Bobby Richards, T | 15 | Philadelphia |
| 1961 AFL | Bo Strange, C | 3 | Denver |
| 1962 NFL | Wendell Harris, B | 1 | Baltimore |
| | Fred Miller, T | 7 | Baltimore |
| | Tommy Neck, B | 18 | Chicago |
| | Earl Gros, B | 1 | Green Bay |
| | Jimmy Field, B | 16 | Green Bay |
| | Roy Winston, G | 4 | Minnesota |
| | Billy Joe Booth, T | 13 | New York |

| | | | |
|-----------------|----------------------------|---------|---------------|
| 1962 AFL | Tommy Neck, HB | 20 | Boston |
| | Jimmy Field, QB | 26 | Boston |
| | Earl Gros, FB | 2 | Houston |
| | Bob Richards, T | 32 | Oakland |
| | Roy Winston, G | 6 | San Diego |
| | Wendell Harris, HB | 7 | San Diego |
| 1963 NFL | Dennis Gaubatz, LB | 8 | Detroit |
| | Buddy Soefker, B | 18 | Los Angeles |
| | Gene Sykes, B | 8 | Philadelphia |
| | Jerry Stovall, B | 1 | St. Louis |
| | Don Estes, T | 4 | St. Louis |
| 1963 AFL | Dennis Gaubatz, G | 25 | Boston |
| | Gene Sykes, E | 19 | Buffalo |
| | Don Estes, T | 2 | Houston |
| | Jerry Stovall, HB | 1 | NY Titans |
| | Buddy Soefker, LB | 20 | San Diego |
| 1964 NFL | Billy Truax, DE | 2 | Cleveland |
| | Willis Langley, T | 18 | Detroit |
| | Mike Morgan, E | 17 | Philadelphia |
| | Remi Prudhomme, T | 3 | St. Louis |
| 1964 AFL | Remi Prudhomme, T | 14 | Buffalo |
| | Billy Truax, DE | 2 | Houston |
| 1965 NFL | Pat Screen, B | 10 | Cleveland |
| | Dave McCormick, T | 5 | San Francisco |
| 1965 AFL | White Graves, DB | 17 | Boston |
| | Dave McCormick, T | 1 (RS) | Boston |
| | Billy Ezell, DB | 6 (RS) | Boston |
| | Beau Colle, DB | 8 (RS) | Boston |
| | Pat Screen, QB | 12 (RS) | NY Jets |
| | Mickey Cox, T | 4 (RS) | Oakland |
| 1966 | George Rice, T | 1 | Chicago |
| 1966 AFL | George Rice, T | 3 | Houston |
| | Doug Moreau, E-K | | Miami |
| | Joe Labruzzo, HB | 11 | Oakland |
| 1967 | 77 Billy Masters, TE | 3 | Kansas City |
| | 152 John DeMarie, DE | 6 | Cleveland |
| | 206 Tom Fussell, DT | 8 | Boston |
| | Earl Leggett, DT | Exp. | New Orleans |
| 1968 | 47 John Garlington, LB | 2 | Cleveland |
| | 184 Sammy Grezaffi, DB | 7 | Kansas City |
| | 349 James Dousay, RB | 13 | Houston |
| | White Graves, DB | Exp. | Cincinnati |
| 1969 | 136 Ken Newfield, RB | 6 | Oakland |
| | 154 Bill Fortier, T | 6 | Baltimore |
| | 206 Maurice LeBlanc, DB | 8 | Kansas City |
| | 267 Tommy Morel, FL | 11 | New Orleans |
| 1970 | 83 Eddie Ray, DB | 4 | Boston |
| | 286 Godfrey Zaunbrecher, C | 11 | Minnesota |
| | 421 George Bevan, DB | 17 | Buffalo |
| 1971 | 167 Buddy Lee, QB | 7 | Chicago |
| | 216 Mike Anderson, LB | 9 | Pittsburgh |
| | 420 John Sage, LB | 17 | Philadelphia |

1972

| | | | |
|-----|------------------------|----|--------------|
| 29 | Tom Casanova, DB | 2 | Cincinnati |
| 97 | Andy Hamilton, WR | 4 | Kansas City |
| 186 | Ronnie Estay, DT-LB | 8 | Denver |
| 367 | Ken Kavanaugh, Jr., TE | 15 | N. Y. Giants |

1973

| | | | |
|----|----------------|---|-----------|
| 2 | Bert Jones, QB | 1 | Baltimore |
| 70 | John Wood, DT | 3 | Denver |

1974

| | | | |
|-----|------------------|----|---------|
| 264 | Norm Hodgins, DB | 11 | Chicago |
| 429 | Collis Temple | 17 | Detroit |

1975

| | | | |
|-----|-------------------|----|-------------|
| 22 | Mike Williams, DB | 1 | San Diego |
| 77 | Bo Harris, LB | 3 | Cincinnati |
| 163 | Steve Rogers, RB | 7 | New Orleans |
| 211 | Brad Davis, RB | 9 | Atlanta |
| 250 | Brad Boyd, TE | 10 | Detroit |
| 308 | Ben Jones, WR | 12 | St. Louis |

1976

| | | | |
|-----|-------------------|----|-------------|
| 149 | Ken Bordelon, DE | 5 | Los Angeles |
| 189 | Steve Cassidy, DT | 7 | Cleveland |
| 210 | Larry Shipp, WR | 8 | Seattle |
| 479 | Allen Misher, WR | 17 | Houston |

1977

| | | | |
|-----|--------------------|---|------------|
| 13 | A. J. Duhe, DT | 1 | Miami |
| 200 | Dan Alexander, DT | 8 | N. Y. Jets |
| 223 | Terry Robiskie, RB | 8 | Oakland |

1978

| | | | |
|-----|---------------------|----|-----------|
| 248 | Blake Whitlatch, LB | 9 | San Diego |
| 325 | Lew Sibley, LB | 12 | Chicago |

1979

| | | | |
|-----|-----------------------|----|------------|
| 12 | Charles Alexander, RB | 1 | Cincinnati |
| 151 | Clinton Burrell, DB | 6 | Cleveland |
| 269 | Al Green, DB | 10 | San Diego |

1980

| | | | |
|-----|-------------------|---|-------------|
| 30 | Willie Teal, DB | 2 | Minnesota |
| 114 | Carlos Carson, WR | 5 | Kansas City |
| 126 | John Adams, LB | 5 | Oakland |
| 214 | David Woodley, QB | 8 | Miami |

1981

| | | | |
|-----|--------------------|----|--------------|
| 49 | Chris Williams, DB | 2 | Buffalo |
| 54 | Lyman White, LB | 2 | Atlanta |
| 82 | Greg LaFleur, TE | 3 | Philadelphia |
| 99 | Tracy Porter, WR | 4 | Detroit |
| 249 | Hokie Gajan, RB | 10 | New Orleans |

1982

| | | | |
|-----|----------------------|----|---------|
| 50 | Orlando McDaniel, WR | 2 | Denver |
| 289 | Willie Turner, WR | 11 | Oakland |

1983

| | | | |
|-----|----------------------|---|--------------|
| 37 | Leonard Marshall, DT | 2 | N. Y. Giants |
| 43 | James Britt, DB | 2 | Atlanta |
| 58 | Tim Joiner, LB | 3 | Houston |
| 71 | Ramsey Dardar, DT | 3 | St. Louis |
| 124 | Malcolm Scott, TE | 5 | N. Y. Giants |
| 192 | Bill Elko, DT | 7 | San Diego |

1984

| | | | |
|-----|---------------------|----|--------------|
| 94 | Rydell Malancon, LB | 4 | Atlanta |
| 205 | Eugene Daniel, DB | 8 | Indianapolis |
| 298 | Gene Lang, RB | 11 | Denver |

1985

| | | | |
|-----|--------------------|----|--------------|
| 72 | Lance Smith, OT | 3 | St. Louis |
| 55 | Jeffrey Dale, DB | 2 | San Diego |
| 74 | Liffort Hobley, DB | 3 | Pittsburgh |
| 272 | Gregg Dubroc, LB | 10 | N. Y. Giants |
| 179 | Eric Martin, WR | 7 | New Orleans |

1986

| | | | |
|-----|---------------------|----|-------------|
| 31 | Dalton Hilliard, RB | 2 | New Orleans |
| 99 | Garry James, RB | 2 | Detroit |
| 274 | Jeff Wickersham, QB | 10 | Miami |

1987

| | | | |
|-----|----------------------|----|-----------|
| 59 | Karl Wilson, DE | 3 | San Diego |
| 72 | Henry Thomas, NT | 3 | Minnesota |
| 83 | Michael Brooks, LB | 3 | Denver |
| 158 | Toby Caston, LB | 6 | Houston |
| 183 | Roland Barbay, DT | 7 | Seattle |
| 335 | Norman Jefferson, DB | 12 | Green Bay |

1988

| | | | |
|-----|-------------------|----|-------------|
| 27 | Wendell Davis, WR | 1 | Chicago |
| 79 | Kevin Guidry, CB | 3 | Denver |
| 97 | Sam Martin, WR-RB | 4 | New England |
| 111 | Eric Andolsek, OG | 5 | Detroit |
| 243 | Rogie Magee, WR | 9 | Chicago |
| 331 | Chris Carrier, S | 12 | Phoenix |
| 333 | Brian Kinchen, TE | 12 | Miami |

1989

| | | | |
|-----|-------------------|---|---------------|
| 10 | Eric Hill, LB | 1 | Phoenix |
| 38 | Ralph Norwood, OT | 2 | Atlanta |
| 78 | Greg Jackson, DB | 3 | New York |
| 106 | Mike Mayes, DB | 4 | New Orleans |
| 171 | Ron Sancho, LB | 7 | Kansas City |
| 252 | Rudy Harmon, LB | 9 | San Francisco |

1990

| | | | |
|-----|-----------------------|---|-------------|
| 43 | Kenny Davidson, DT | 2 | Pittsburgh |
| 59 | Tommy Hodson, QB | 3 | New England |
| 88 | Tony Moss, WR | 4 | Chicago |
| 100 | Eddie Fuller, RB | 4 | Buffalo |
| 164 | Ronnie Haliburton, TE | 4 | Denver |
| 209 | Karl Dunbar, DT | 8 | Pittsburgh |
| 246 | Clint James, DT | 9 | New York |

1991

| | | | |
|-----|---------------------|----|-------------|
| 21 | Harvey Williams, RB | 1 | Kansas City |
| 168 | Blake Miller, C | 7 | New England |
| 285 | Slip Watkins, WR | 11 | Detroit |

1992

| | | | |
|----|------------------|---|---------|
| 60 | Todd Kinchen, WR | 3 | LA Rams |
| 63 | Marc Boutte, DT | 3 | LA Rams |

1994

| | | | |
|----|-------------------|---|-----------|
| 36 | Kevin Mawae, C | 2 | Seattle |
| 69 | Harold Bishop, TE | 3 | Tampa Bay |

1995

| | | | |
|-----|------------------|---|--------------|
| 85 | Rodney Young, S | 3 | N. Y. Giants |
| 172 | Marcus Price, OT | 6 | Jacksonville |

1996

| | | | |
|----|--------------------|---|-----------|
| 18 | Eddie Kennison, WR | 1 | St. Louis |
| 44 | Tory James, CB | 2 | Denver |
| 53 | Gabe Northern, DE | 2 | Buffalo |

1997

| | | | |
|-----|-------------------|---|-------------|
| 22 | David LaFleur, TE | 1 | Dallas |
| 75 | Denard Walker, CB | 3 | Houston |
| 165 | Nicky Savoie, TE | 6 | New Orleans |

1998

| | | | |
|----|-----------------|---|------------|
| 26 | Alan Faneca, OL | 1 | Pittsburgh |
| 49 | Kenny Mixon, DL | 2 | Miami |
| 62 | Chuck Wiley, DL | 3 | Carolina |

1999

| | | | |
|-----|-----------------------|---|-------------|
| 15 | Anthony McFarland, NG | 1 | Tampa Bay |
| 46 | Kevin Faulk, TB | 2 | New England |
| 236 | Todd McClure, C | 7 | Atlanta |

2000

| | | | |
|-----|--------------------|---|------------|
| 34 | Mark Roman, DB | 2 | Cincinnati |
| 252 | Rondell Mealey, RB | 7 | Green Bay |

NFL First-Round Draft Picks

| | | |
|------|-----------------------|---------------|
| 1944 | Steve Van Buren, B | Philadelphia |
| 1948 | Y.A. Tittle, QB | Chicago |
| 1951 | Kenny Konz, B | Cleveland |
| | Ebert Van Buren, B | Philadelphia |
| | Y.A. Tittle, QB | San Francisco |
| 1957 | Earl Leggett, T | Chicago |
| 1960 | Johnny Robinson, HB | Detroit |
| | Billy Cannon, B | Los Angeles |
| 1962 | Wendell Harris, B | Baltimore |
| | Earl Gros, B | Green Bay |
| 1963 | Jerry Stovall, B | St. Louis |
| 1966 | George Rice, T | Chicago |
| 1973 | Bert Jones, QB | Baltimore |
| 1975 | Mike Williams, DB | San Diego |
| 1977 | A.J. Duhe, DT | Miami |
| 1979 | Charles Alexander, RB | Cincinnati |
| 1988 | Wendell Davis, WR | Chicago |
| 1989 | Eric Hill, LB | Phoenix |
| 1991 | Harvey Williams, RB | Kansas City |
| 1996 | Eddie Kennison, WR | St. Louis |
| 1997 | David LaFleur, TE | Dallas |
| 1998 | Alan Faneca, OL | Pittsburgh |
| 1999 | Anthony McFarland, NG | Tampa Bay |
| 2004 | Michael Clayton, WR | Tampa Bay |
| 2005 | Marcus Spears, DE | Dallas |
| 2006 | Joseph Addai, RB | Indianapolis |
| 2007 | JaMarcus Russell, QB | Oakland |
| | LaRon Landry, FS | Washington |
| | Dwayne Bowe, WR | Kansas City |
| | Craig Davis, WR | San Diego |

2001

| | | | |
|-----|--------------------|---|----------|
| 164 | Brandon Winey, OL | 6 | Miami |
| 172 | Josh Booty, QB | 6 | Seattle |
| 211 | Louis Williams, OL | 7 | Carolina |

2002

| | | | |
|-----|------------------|---|-------------|
| 35 | Josh Reed, WR | 2 | Buffalo |
| 117 | Rohan Davey, QB | 4 | New England |
| 126 | Jarvis Green, DE | 4 | New England |
| 160 | Robert Royal, TE | 5 | Washington |
| 190 | Howard Green, DT | 6 | Houston |

2003

| | | | |
|-----|------------------------|---|--------------|
| 101 | Domanick Davis, RB | 4 | Houston |
| 103 | Bradie James, LB | 4 | Dallas |
| 132 | LaBrandon Toefield, RB | 4 | Jacksonville |
| 244 | Norman LeJeune, DB | 7 | Philadelphia |

2004

| | | | |
|-----|----------------------|---|-------------|
| 15 | Michael Clayton, WR | 1 | Tampa Bay |
| 50 | Devery Henderson, WR | 2 | New Orleans |
| 63 | Marquise Hill, DE | 2 | New England |
| 83 | Stephen Peterman, OG | 3 | Dallas |
| 142 | Chad Lavalais, DT | 5 | Atlanta |
| 224 | Donnie Jones, P | 7 | Seattle |
| 225 | Matt Mauck, QB | 7 | Denver |

2005

| | | | |
|-----|--------------------|---|--------------|
| 20 | Marcus Spears, DE | 1 | Dallas |
| 43 | Corey Webster, CB | 2 | N. Y. Giants |
| 104 | Travis Daniels, CB | 4 | Miami |

2006

| | | | |
|-----|----------------------|---|---------------|
| 30 | Joseph Addai, RB | 1 | Indianapolis |
| 55 | Andrew Whitworth, OT | 2 | Cincinnati |
| 68 | Claude Wroten, DT | 3 | St. Louis |
| 125 | Skyler Green, WR | 4 | Dallas |
| 134 | Kyle Williams, DT | 5 | Buffalo |
| 197 | Melvin Oliver, DE | 6 | San Francisco |
| 231 | Bennie Brazell, WR | 7 | Cincinnati |

2007

| | | | |
|-----|----------------------|---|-------------|
| 1 | JaMarcus Russell, QB | 1 | Oakland |
| 6 | LaRon Landry, FS | 1 | Washington |
| 23 | Dwayne Bowe, WR | 1 | Kansas City |
| 30 | Craig Davis, WR | 1 | San Diego |
| 213 | Chase Pittman, DE | 7 | Cleveland |

RS - denotes "Redshirt Draft" by the AFL in 1965 and 1966
Exp. - denotes expansion draft

LSU Athletic Hall of Fame/State Awards

INTRO

THIS IS LSU

TIGERS

COACHES

REVIEW

HISTORY

LSU

The LSU Athletic Hall of Fame showcases the finest student-athletes and coaches to wear the Purple and Gold. To be eligible for the LSU Hall of Fame in the Athlete category, an individual must have earned a college degree and gained national distinction through superlative performance. Hall of Fame candidates must also have established a personal reputation for character and citizenship.

To be eligible in the Coach/Administrator category, the individual must have made significant contributions to LSU Athletics and gained national distinction through exceptional accomplishments in his or her field of expertise while establishing an image that reflects favorably upon the University.

The LSU Athletic Hall of Fame presently includes 101 members. Five new members will be inducted this fall, including legendary football coach Charles McClendon, football players Nacho Albergamo and Kevin Mawae, women's basketball player Marie Ferdinand and baseball player Eddy Furniss.



(Top) Todd Walker, Jennifer Wood, Kevin Faulk, Cheryl Taplin and D'Andre Hill were inducted into the LSU Athletic Hall of Fame in 2006. (Bottom) Members of the LSU Athletic Hall of Fame are on display in the Maravich Center concourse.



LSU
ATHLETIC HALL OF FAME

Nominations

Nominations for the LSU Athletics Hall of Fame are accepted each fall. Nomination forms may be obtained by calling (225) 578-3600, or they may be downloaded at www.LSUsports.net/nominations

Athletic Council

James F. Broussard

Baseball

Joe Bill Adcock
Alvin Dark
Todd Walker

Men's Basketball

Joe Dean
Durand "Rudy" Macklin
Bob Pettit
Malcolm (Sparky) Wade

Boxing

Calvin Clary
Heston Daniel
Robert L. (Bobby) Freeman
Henry Glaze
J.L. Golsan
Al Michael
Wilbert Moss
Snyder Parham
Edsel (Tad) Thrash

Football

Charles Alexander
Billy Baggett
George Bevan
Percy Brown
Billy Cannon
Warren Capone
Tommy Casanova
Brad Davis
Robert Dugas
Lawrence Dupont
Tom Dutton
Ronnie Estay
Jesse Fatherree
Kevin Faulk
G.E. "Doc" Fenton
Sid Fournet
Newton C. Helm
O.G. "Butch" Helveston
Tommy Hodson
R.B. Howell
Clarence "Fatty" Ives
Bert Jones
Ken Kavanaugh

Kenny Konz
Tyler LaFauci
Clyde Lindsey
Jerry Marchand
Charlie Mason
Abe Mickal
Fred Miller
Doug Moreau
Guy Nesom
W.E. "Bill" Pitcher
Ruffin G. Pleasant
Warren Rabb
Archie Ed Robertson
Johnny Robinson
Charles "Pinky" Rohm
John J. Seip
Norman Stevens
Marvin "Moose" Stewart
Charles "Bo" Strange
Jerry Stovall
Jimmy Taylor
Gaynell Tinsley
Y.A. Tittle
Joe Tuminello

Steve Van Buren
Abner Wimberly
Roy "Moonie" Winston

Golf

Henry Castillo
Gardner E. Dickinson, Jr.
Fred Haas, Jr.
J. Paul Leslie, Sr.
B.R. (Mac) McClendon
Eddie Merrins

Gymnastics

Sandra Smith
Jennifer Wood

Swimming & Diving

Richard (Rick) Meador
Bob Percy

Tennis

Steve Faulk
Donnie Leacycraft

Women's Basketball

Dana "Pokey" Chatman

Track & Field

Nathan (Buddy) Blair
Sidney Bowman
Billy Brown
Joseph T. Butler, Sr.
Harry Carpenter
Oris (Arky) Erwin
Matt Gordy
Billy Hardin
Glenn (Slats) Hardin
D'Andre Hill
Robert Lowther
R. Delmon McNabb
Al Moreau
Eric Reid
Bob Smith
Lurline Struppeck
Cheryl Taplin
Jack Torrance
Schowonda Williams

State Awards

Louisiana Sports Hall of Fame

Sponsored by and selected by the Louisiana Sportswriters Association Hall of Fame located at Northwestern State University in Natchitoches. Years in parentheses indicate years participated in football.

Players

Charles Alexander (RB, 1975-78) inducted 1993
Billy Cannon (HB, 1957-59) inducted 1976
Tommy Casanova (DB, 1969-71) inducted 1985
Jim Cason (HB, 1944-47) inducted 2003
Tommy Davis (FB/K, 1953, 58) inducted 1988
Tom Dutton (T, 1912-14) inducted 1969
Ronnie Estay (DE, 1969-71) inducted 2006
G.E. "Doc" Fenton (QB, 1907-09) inducted 1968
Dalton Hilliard (RB, 1982-85) inducted 1997
Bert Jones (QB, 1970-72) inducted 1986
Ken Kavanaugh (E, 1937-39) inducted 1970
Kenny Konz (HB, 1948-50) inducted 2000
Eric Martin (WR, 1981-84) inducted 2006
Abe Mickal (HB, 1933-35) inducted 1970
Fred Miller (T, 1960-62) inducted 1990
Johnny Robinson (HB, 1957-59) inducted 1984
Jerry Stovall (HB, 1960-62) inducted 1981
Jimmy Taylor (FB, 1956-57) inducted 1974
Gaynell Tinsley (E, 1934-36; head coach, 1948-54) inducted 1959

Y.A. Tittle (QB, 1944-47) inducted 1972
Steve Van Buren (HB, 1941-43) inducted 1961
Roy Winston (G, 1959-61) inducted 1991
A.J. Duhe (DT, 1973-76), inducted 2001

Coaches

Paul Dietzel (1935-47) inducted 1988
Charles McClendon (1932-34) inducted 1982
Bernie Moore (1935-37) inducted 1963
Biff Jones (1932-34) inducted 1966

Non-Football Members

Albert Belle, baseball, inducted 2005
Skip Bertman, baseball coach, inducted 2002
Buddy Blair, basketball, track, baseball, inducted 1981
Sid Bowman, track, inducted 1976
Frank Brian, basketball, inducted 1986
Billy Brown, track, inducted 1969
Dale Brown, basketball, inducted 1999
Jim Corbett, athletic director, inducted 1985
Joe Dean, basketball, athletic director, inducted 2001
Mel Didier, baseball, inducted 2003
Matt Gordy, track, inducted 1985
Sue Gunter, women's basketball coach, inducted 2005

Slats Hardin, track, inducted 1962
Dana Jenkins, track, inducted 1968
Bud Johnson, sports information director, inducted 2001
Esther Jones, track, inducted 2007
Rudy Macklin, basketball, inducted 2005
Carl Maddox, athletic director, inducted 1986
Pete Maravich, basketball, inducted 1984
Al Moreau, track, inducted 1963
Bob Pettit, basketball, inducted 1973
Harry Rabenhorst, basketball coach, inducted 1970
Jack Torrance, track, inducted 1961
Sparky Wade, basketball, inducted 1962
Joyce Walker, basketball, inducted 1997

James J. Corbett Memorial Award

Presented annually by the New Orleans Mid-Winter Sports Association, to Louisiana's most outstanding athlete.

1967 - Nelson Stokley, QB
1972 - Bert Jones, QB
1976 - Terry Robiskie, RB
1978 - Charles Alexander, TB
1982 - Alan Risher, QB
2001 - Josh Reed, WR
2003 - Chad Lavalais, DT
2004 - Marcus Spears, DE

All-Time Head Coaching Records

- INTRO
- THIS IS LSU
- TIGERS
- COACHES
- REVIEW
- HISTORY
- LSU



Biff Jones
1932-34
Three seasons
Record: 20-5-6



Bernie Moore
1935-47
13 seasons
Record: 89-39-6



Gaynell Tinsley
1948-54
Seven seasons
Record: 35-34-6



Paul Dietzel
1955-61
Seven seasons
Record: 46-24-3



Charles McClendon
1962-79
Eighteen seasons
Record: 137-59-7



Bo Rein
1980
Record: 0-0



Jerry Stovall
1980-83
Four seasons
Record: 22-21-2



Bill Arnsparger
1984-86
Three seasons
Record: 26-8-2



Mike Archer
1987-90
Four seasons
Record: 27-18-1



Curley Hallman
1991-94
Four seasons
Record: 16-28



Gerry DiNardo
1995-99
Five seasons
Record: 32-24-1



Hal Hunter
1999 (Interim)
One game
Record: 1-0



Nick Saban
2000-2004
Five seasons
Record: 48-16



Les Miles
2005-
Two seasons
Record: 22-4

All-Time LSU Head Coaching Records

| NO. | NAME | ALMA MATER | TENURE | YRS. | W | L | T | PCT. |
|----------------------------|-----------------------|------------------|----------------|------------|------------|-----------|-------------|-------|
| 1. | Dr. Charles E. Coates | Johns Hopkins | 1893 | 1 | 0 | 1 | 0 | .000 |
| 2. | Albert P. Simmons | Yale | 1894-95 | 2 | 5 | 1 | 0 | .833 |
| 3. | Allen W. Jeardeau | Harvard | 1896-97 | 2 | 7 | 1 | 0 | .875 |
| 4. | Edmond A. Chavanne | LSU | 1898, 1900 | 2 | 3 | 2 | 0 | .600 |
| 5. | John P. Gregg | Wisconsin | 1899 | 1 | 1 | 4 | 0 | .200 |
| 6. | W.S. Boreland | Allegheny | 1901-03 | 3 | 15 | 7 | 0 | .681 |
| 7. | D.A. Killian | Michigan | 1904-06 | 3 | 8 | 6 | 2 | .563 |
| 8. | Edgar R. Wingard | Susquehanna | 1907-08 | 2 | 17 | 3 | 0 | .850 |
| 9. | Joe G. Pritchard | Vanderbilt | 1909 | 1 | 4 | 1 | 0 | .800 |
| 10. | John W. Mayhew | Brown | 1910 | 1 | 3 | 6 | 0 | .333 |
| 11. | James K. (Pat) Dwyer | Penn | 1911-13 | 3 | 16 | 7 | 2 | .680 |
| 12. | E.T. McDonald | Colgate | 1914-16 | 3 | 14 | 7 | 1 | .659 |
| 13. | Dana X. Bible | Carson-Newman | 1916 | 1 | 1 | 0 | 2 | .667 |
| 14. | Wayne Sutton | Wash. State | 1917 | 1 | 3 | 5 | 0 | .375 |
| 15. | Irving R. Pray | MIT | 1916,19,22 | 3 | 11 | 9 | 0 | .550 |
| 16. | Branch Bocock | Georgetown | 1920-21 | 2 | 11 | 4 | 2 | .706 |
| 17. | Mike Donahue | Yale | 1923-27 | 5 | 23 | 19 | 3 | .544 |
| 18. | Russ Cohen | Vanderbilt | 1928-31 | 4 | 23 | 13 | 1 | .635 |
| 19. | Biff Jones | Army | 1932-34 | 3 | 20 | 5 | 6 | .741 |
| 20. | Bernie Moore | Carson-Newman | 1935-47 | 13 | 83 | 39 | 6 | .671 |
| 21. | Gaynell (Gus) Tinsley | LSU | 1948-54 | 7 | 35 | 34 | 6 | .507 |
| 22. | Paul Dietzel | Miami (Ohio) | 1955-61 | 7 | 46 | 24 | 3 | .651 |
| 23. | Charles McClendon | Kentucky | 1962-79 | 18 | 137 | 59 | 7 | .692 |
| 24. | Bo Rein | Ohio State | *** | 0 | 0 | 0 | 0 | .000 |
| 25. | Jerry Stovall | Missouri Baptist | 1980-83 | 4 | 22 | 21 | 2 | .511 |
| 26. | Bill Arnsparger | Miami (Ohio) | 1984-86 | 3 | 26 | 8 | 2 | .750 |
| 27. | Mike Archer | Miami (Fla.) | 1987-90 | 4 | 27 | 18 | 1 | .598 |
| 28. | Curley Hallman | Texas A&M | 1991-94 | 4 | 16 | 28 | 0 | .364 |
| 29. | Gerry DiNardo | Notre Dame | 1995-99 | 5 | 32 | 24 | 1 | .570 |
| 30. | Hal Hunter | Northwestern | 1999 (interim) | 0 | 1 | 0 | 0 | 1.000 |
| 31. | Nick Saban | Kent State | 2000-2004 | 5 | 48 | 16 | 0 | .750 |
| 32. | Les Miles | Michigan | 2005- | 2 | 22 | 4 | 0 | .846 |
| TOTALS -113 seasons | | | | 680 | 378 | 47 | .637 | |

*** - died in plane crash on Jan. 10, 1980 (appointed head coach Nov. 30, 1979)

LSU Head Coaching Tops Fives

Longest Tenure (years)

| | |
|----------------------|----|
| 1. Charles McClendon | 18 |
| 2. Bernie Moore | 13 |
| 3. Gaynell Tinsley | 7 |
| Paul Dietzel | 7 |
| 5. Mike Donahue | 5 |
| Gerry DiNardo | 5 |
| Nick Saban | 5 |

Most Wins

| | |
|----------------------|-----|
| 1. Charles McClendon | 137 |
| 2. Bernie Moore | 83 |
| 3. Nick Saban | 48 |
| 4. Paul Dietzel | 46 |
| 5. Gaynell Tinsley | 35 |

Best Winning Pct.

| | |
|----------------------|------|
| 1. Les Miles | .846 |
| 2. Nick Saban | .750 |
| Bill Arnsparger | .750 |
| 4. Biff Jones | .741 |
| 5. Charles McClendon | .692 |

Most Bowl Appearances

| | |
|----------------------|----|
| 1. Charles McClendon | 13 |
| 2. Nick Saban | 5 |
| Bernie Moore | 5 |
| 4. Gerry DiNardo | 3 |
| Paul Dietzel | 3 |
| Bill Arnsparger | 3 |

Most Bowl Wins

| | |
|----------------------|---|
| 1. Charles McClendon | 7 |
| 2. Nick Saban | 3 |
| Gerry DiNardo | 3 |
| 4. Les Miles | 2 |
| Paul Dietzel | 2 |
| 5. Bill Arnsparger | 1 |
| Bernie Moore | 1 |

All-Time Assistant Coaches

INTRO

THIS IS LSU

TIGERS

COACHES


REVIEW

HISTORY

LSU



Jerry Sullivan



Pop Strange



Charles Pevey



John Fontes

| NAME | YEARS | POSITION |
|---------------------|----------------|---|
| Lynn Amedee | 1975-78 | Quarterbacks |
| | 1993-94 | Offensive Coord./Quarterbacks |
| Mike Archer | 1984-86 | Defensive Backs |
| | 1985-85 | Defensive Coordinator |
| Jerry Baldwin | 1993-94 | Linebackers |
| | 1995-97 | Defensive Ends |
| | 1998-99 | Defensive Line |
| Bill Beall | 1962-68 | Defensive Backs |
| George Belu | 1979-83 | Offensive Coord./Offensive Line |
| Phil Bennett | 1991-93 | Outside Linebackers/Def. Ends |
| | 1994 | Defensive Coord./Defensive Backs |
| Steve Bernstein | 1998-99 | Defensive Backs |
| Mack Brown | 1982 | Quarterbacks |
| Jerry Bruner | 1979 | Offensive Line |
| Steve Buckley | 1991-94 | Running Backs |
| Mike Bugar | 1991 | Defensive Coordinator |
| | 1991-93 | Defensive Line |
| Charlie Butler | 1982-83 | Offensive Line |
| Mack Butler | 2005-07 | Asst. AD/Football Administration |
| Kenny Carter | 1999 | Linebackers |
| Ron Case | 1995 | Defensive Backs |
| Charlie Coiner | 1999 | Special Teams |
| Jim Collier | 1965-79 | Wide Receivers |
| Mike Collins | 2004 | Linebackers |
| Gary Crowton | 2007 | Offensive Coordinator/Quarterbacks |
| Joe Cullen | 1999 | Defensive Line |
| Jesse Daigle | 1984-90 | Running Backs |
| Art Davis | 1960 | Running Backs |
| Steve Davis | 1991-93 | Special Teams/Defensive Backs |
| Darrel Dickey | 1991-93 | Tight Ends |
| Mel Didier | 1967-68 | Freshman Coach |
| Raymond Didier | 1957-62 | Freshman Coach |
| Jack Doland | 1965-69 | Defensive Backs |
| Kirk Doll | 2002-03 | Linebackers |
| Derek Dooley | 2000-02 | Tight Ends/Recruiting Coordinator |
| | 2003-04 | Special Teams/Running Backs |
| Karl Dunbar | 2005 | Defensive Line |
| Larry Edmonson | 1991-94 | Wide Receivers |
| Bill Elias | 1995 | Tight Ends |
| | 1996-97 | Linebackers |
| | 1998-99 | Outside Linebackers |
| Phil Elmastian | 2000 | Defensive Coordinator |
| Kenny Ferro | 1988-90 | Offensive Line |
| Jimbo Fisher | 2000-06 | Offensive Coord./Quarterbacks |
| Lee Fobbs | 1994 | Defensive Ends |
| John Fontes | 1987-88 | Defensive Backs |
| | 1989-90 | Inside Linebackers |
| Pete Fredenburg | 1994 | Defensive Tackles |
| Marty Galbraith | 1987 | Tight Ends |
| | 1988 | Offensive Line |
| Bob Gatting | 1980-81 | Quarterbacks |
| Gary Gibbs | 2001 | Defensive Coordinator |
| George Haffner | 1991-92 | Offensive Coord./Quarterbacks |
| Doug Hamley | 1962-79 | Linebackers |
| Charlie Harbison | 2001-02 | Defensive Backs |
| Bishop Harris | 1979-83 | Outside Linebackers |
| Michael Haywood | 1995-2002 | Running Backs |
| | 1997-2002 | Special Teams |
| Bruce Hemphill | 1977-83 | Junior Varsity Coach |
| John Hendrick | 1989-90 | Offensive Line |
| Josh Henson | 2005-07 | Tight Ends/Recruiting Coordinator |
| Stan Hixon | 2000-03 | Wide Receivers |
| Hal Hunter | 1995-99 | Offensive Line |
| Pat James | 1964 | Offensive Line |
| Pete Jenkins | 1980-90 | Defensive Line |
| | 1982, 1987-89 | Defensive Coordinator |
| | 2000-01 | Defensive Line |
| Bruce Johnson | 1982-83 | Defensive Backs |
| Larry Jones | 1958-61 | Wide Receivers/Offensive Line |
| Travis Jones | 2003-04 | Defensive Line |
| David Kelly | 1996-99 | Tight Ends |
| Buddy King | 1991-92 | Offensive Line |
| Earl Lane | 2006-07 | Defensive Line |
| Lynn LeBlanc | 1969-79 | Defensive Line |
| Terry Lewis | 1984-86 | Tight Ends |

| NAME | YEARS | POSITION |
|-----------------------------|----------------|--|
| Carl Maddox | 1954-59 | Running Backs |
| Doug Mallory | 2005-07 | Defensive Backs |
| Pete Mangurian | 1983-87 | Offensive Line |
| Ken Martin | 1979 | Running Backs |
| Joe May | 1963-68 | Freshman Coach |
| D.J. McCarthy | 2007 | Wide Receivers |
| Dave McCarty | 1963-66 | Freshman Coach |
| | 1967-79 | Offensive Line |
| Charles McClendon | 1953-61 | Defensive Line |
| Bob McConnell | 1995-98 | Wide Receivers |
| | 1999 | Offensive Coordinator |
| Taylor McNeel | 1961-63 | Running Backs |
| John Mitchell | 1987-90 | Outside Linebackers |
| | 1990 | Defensive Coordinator |
| Todd Monken | 2005-06 | Wide Receivers/Pass Game Coordinator |
| Darrel Moody | 1979-83 | Running Backs |
| Bobby Morrison | 1979-81 | Inside Linebackers |
| Will Muschamp | 2001 | Linebackers |
| | 2002-04 | Defensive Coordinator |
| Sam Nader | 1975-80 | Junior Varsity Coach |
| | 1980-93 | Recruiting Coordinator |
| | 1994-99 | Administrative Assistant |
| | 2000-07 | Assistant AD/Football Operations |
| Buddy Nix | 1981-83 | Inside Linebackers |
| Mike Nolan | 1986 | Linebackers |
| John North | 1962-64 | Offensive Line |
| Bo Pelini | 2005-07 | Defensive Coordinator |
| William Peterson | 1955-58 | Offensive Line |
| Bradley Dale Pevetto | 2005-07 | Linebackers/Special Teams Coordinator |
| Charles Pevey | 1960-79 | Quarterbacks |
| Larry Porter | 2005-07 | Running Backs |
| Don "Scooter" Purvis | 1961-66 | Freshman Coach |
| | 1970-79 | Defensive Backs |
| Craig Randall | 1965-75 | Defensive Line |
| Carl Reese | 1995-97 | Defensive Coordinator |
| | 1995 | Linebackers |
| | 1996-97 | Defensive Backs |
| Stephen Regan | 1979-83 | Wide Receivers |
| Leroy Ryals | 2004 | Tight Ends |
| Kurt Schottenheimer | 1983-85 | Linebackers |
| Stacy Searels | 2003-06 | Offensive Line |
| Bill Shalovsky | 1960-61 | Offensive Line |
| Kirby Smart | 2004 | Defensive Backs |
| Thielen Smith | 1991-92 | Inside Linebackers |
| Nelson Stokley | 1969-73 | Freshman Coach |
| Jerry Stovall | 1974-78 | Running Backs |
| Greg Studwara | 2007 | Offensive Line |
| Pop Strange | 1953-58 | Freshman Coach |
| | 1959-72 | Recruiting Coordinator |
| Jerry Sullivan | 1984-90 | Wide Receivers |
| Sal Sunseri | 2000 | Linebackers |
| John Symank | 1984 | Defensive Coordinator |
| | 1985-86 | Linebackers |
| Lou Tepper | 1998-99 | Def. Coord./Inside Linebackers |
| George Terry | 1954-61 | Defensive Backs |
| Lance Thompson | 2002 | Defensive Line |
| | 2003 | Tight Ends/Recruiting Coordinator |
| Mike Tolleson | 1995-96 | Defensive Tackles |
| Rick Trickett | 2000 | Offensive Line |
| Mel Tucker | 2000 | Defensive Backs |
| Rick Villarreal | 1994 | Tight Ends |
| Tim Walton | 2003 | Defensive Backs |
| Otis Washington | 1979-80 | Offensive Line |
| Morris Watts | 1983 | Quarterbacks |
| | 1995-98 | Offensive Coord./Quarterbacks |
| Joe Wessel | 1987-88 | Inside Linebackers |
| | 1989-90 | Special Teams/Defensive Backs |
| Dixie White | 1962-63 | Offensive Line |
| Abner Wimberly | 1953-59 | Wide Receivers |
| Bobby Williams | 2004 | Wide Receivers |
| Greg Williams | 1979-81 | Defensive Coord./Defensive Backs |
| Barry Wilson | 1969-78 | Offensive Line |
| George Yarno | 2001-02 | Offensive Line |
| Ed Zaunbrecher | 1984-90 | Offensive Coord./Quarterbacks |
| Larry Zierlein | 1993-94 | Offensive Line |



1921



1931



1953



1966



“It's Saturday Night in Death Valley and here come your Fighting Tigers of LSU!”

Hearing those words from public address announcer Dan Borne' as the Tigers enter the stadium brings chills to even the casual LSU football fan and sends shivers to those on the opposing sidelines. Seven nights a year, Tiger Stadium becomes the sixth largest city in the state of Louisiana as over 92,000 fans pack the cathedral of college football to watch the Tigers play.

For LSU fans, there's nothing better than spending a night in Tiger Stadium. LSU home football games are events talked about year round and happenings in Tiger Stadium are passed down from generation to generation.

For opponents, however, it's another story as Tiger Stadium is an intimidating venue that has been called one of the most dreaded road playing sites in all of college football. Seating over 92,000 fans and nicknamed "Death Valley," poll after poll has proclaimed Tiger Stadium as one of the greatest sites anywhere for a college football game.

ENHANCING TRADITION

The distinctive environment of Tiger Stadium became even more pronounced in 2005 as the ambitious West Upper Deck project was virtually completed.

Construction on the project -- which began immediately after LSU's home finale against Ole Miss in November of 2004 - carried a \$60 million price tag and created

over 3,200 special amenity seats as well as a state-of-the-art press box to Tiger Stadium. The west side renovation, which included the removal and rebuilding of the upper deck to mirror the east side upper deck, was finished during the 2006 season.

LSU enters the 2007 season having won 43 of its last 49 home games - a stretch that dates back to the 2000 season -- including a perfect 8-0 home record in 2006. The Tigers outscored their '06 home opponents by a remarkable total of 325-70, winning the eight games by an average count of 41-9. The Tigers go into the 2007 season having won 13 consecutive games, which ranks as the nation's fourth-longest streak.

LSU has won 23 of its last 24 home contests, a streak that began in October 2003. Only one time since 2000 have the Tigers lost more than one home game, that coming in 2001 when LSU dropped a pair of contests in Tiger Stadium.

LSU once again broke the school's average attendance mark in 2006 as the Tigers drew 92,212 fans for its eight home games, breaking the previous mark of 91,580 set in 2005. It marks the fourth straight year that LSU has reset the school's home record for average attendance.

The 2005 season saw Tiger Stadium play host to its first Monday night game as LSU dropped an overtime thriller to Tennessee after the game was postponed two days due to Hurricane Rita. The LSU-

Tennessee contest was the most-watched college football game in the history of ESPN2 as 2.77 million homes tuned in.

Due to the devastation to New Orleans and the Louisiana Superdome by Hurricane Katrina, Tiger Stadium served as the playing site for four New Orleans Saints games in 2005 as well as hosting the Tulane-Southeastern Louisiana contest. In all, 11 games (seven NCAA and four NFL) were played in Tiger Stadium during the 2005 season.

Part of the lore of Tiger Stadium is the tradition of playing games at night, an idea that was first introduced in 1931 against Spring Hill (a 35-0 LSU victory). Last year, LSU celebrated its 75th year of playing night football in Tiger Stadium. Since that first night game in 1931, LSU has played the majority of its games at night and the Tigers have fared much better under the lights than during the day. Since 1960, LSU is 202-59-3 (.771) at night in Tiger Stadium compared to a 19-22-3 (.432) record during the day over that span.

LSU has averaged 75,276 spectators for each of its 312 battles in Tiger Stadium since the NCAA began compiling official attendance figures in 1957. Since the start of the NCAA's attendance compilations, LSU has finished in the nation's top 10 in average attendance in 43 of the past 50 seasons. The Tigers have drawn 23,486,201 fans since 1957.

Tiger Stadium first opened its gates to

fans in the fall of 1924 as LSU hosted Tulane in the season finale. Since that first game in Tiger Stadium, LSU has gone on to post a 354-138-18 (.716) mark in Death Valley. LSU's overall home record since start of football in 1893 is 435-159-19 (.725).

TESTIMONIALS

In 1998, Sport Magazine named Tiger Stadium "the most feared road playing site in America," and in 1996, ESPN named LSU's pre-game party the best in all of America. Those surveys supported the previous polls by Gannett News Service in 1995, The Sporting News in 1989 and the College Football Association in 1987 that depict Tiger Stadium as the most difficult place for a visiting team to play.

Most recently, The Sporting News ranked Tiger Stadium as the sixth best college football stadium in America in a poll of college football coaches and fans, while Sports Illustrated's Rick Reilly, in a column debating college football vs. pro football, penned that "College football is LSU's Tiger Stadium at night." ESPN's Chris Fowler called LSU his favorite game day experience in Sports Illustrated's on Campus Issue in 2003.

In 2002, after a 33-10 non-conference win over Miami (Ohio), Miami coach Terry Hoepfner said of Tiger Stadium, "that's as exciting an environment as you can have. I thought the crowd was a factor for us



because we had communication problems we haven't had at Michigan and Ohio State."

After a victory before a national television audience on ESPN in 2001, ESPN sideline reporter Adrian Karsten said, "Death Valley in Baton Rouge is the loudest stadium I've ever been in. There are very few stadiums in America worth a touchdown, but the Bayou Bengals certainly have that advantage in Tiger Stadium"

GREAT MOMENTS

Though already considered one of the most raucous stadiums in all of college football, the 2003 season saw Tiger Stadium take it to another level during LSU's national title run, as the team, along with the fans, captivated the national media almost on a weekly basis. CBS broadcast Matt Mauck's last-minute game-winning pass to Skyler Green against Georgia before a crowd of 92,251, while ESPN was on hand for a dominating 31-7 victory over Auburn. The Tigers closed out the 2003 home slate with a 55-24 win over Arkansas before what was then the second-largest crowd in school history (92,213). The contest was televised to a national audience by CBS and the win propelled LSU to the SEC Championship Game.

In 2001, the Tigers clinched a berth in their first SEC Championship Game with a 27-14 victory over Auburn in the season finale in Tiger Stadium. After the contest, thousands of Tiger fans spilled onto the stadium floor to celebrate the victory.

In 2000, the goal posts came down twice. Immediately after the Tigers upset then-No. 11 ranked Tennessee 38-31 in overtime, the capacity crowd of 91,682

flowed onto the field of Tiger Stadium to celebrate the victory. Hundreds of students lined the sidelines and the back of the north end zone as the Tigers held the Vols scoreless in overtime for the victory.

The goal posts came down again in the final home game of the 2000 season as the Tigers posted a 30-28 win over Alabama, their first victory over the Crimson Tide in Tiger Stadium since 1969.

The goal posts came down for the first time in 1997 as all of America witnessed one of the most explosive nights in the history of the grand stadium when the Tigers upended No. 1-ranked Florida before a national television audience. A sea of Tiger fans swamped the floor of Tiger Stadium as both goal posts came crashing down -- a scene that was replayed countless times on college football highlight shows.

Perhaps the most famous moment in Death Valley history took place on "The Night The Tigers Moved the Earth," October 8, 1988. When Tiger quarterback Tommy Hodson threw to Eddie Fuller for a winning touchdown against Auburn, the explosion of the crowd was so thunderous that it caused an earth tremor that registered on a seismograph meter in LSU's Geology Department across campus.

Then there was the night the Tigers nearly upset No. 1-ranked Southern Cal before a sellout crowd on September 28, 1979. The Tigers came up short, but the crowd roared from kickoff to final gun in a game many ardent LSU followers rank as the loudest in stadium history.

And of course there was Halloween night 1959, when Billy Cannon made his famous 89-yard punt return to lead No. 1 LSU past No. 3 Ole Miss. Legend has it that

families living near the campus lakes came running out of their homes in fear of the noise erupting around them.

Those are the highlights, some of which have shaped the character of this great stadium. But week in and week out each fall, a new chapter unfolds in the history of Death Valley.

HISTORY

The home of one of football's proudest traditions, Tiger Stadium once served as a dormitory for approximately 1,500 students, and while Broussard Hall, then LSU's athletics dormitory, was being renovated during the fall of 1986, the LSU football players lived in Tiger Stadium.

The original phase of construction was completed in 1924. This first phase included the east and west stands, which seated about 12,000. Seven years later (1931), the sides were extended upward to accommodate an additional 10,000 fans, raising the capacity to 22,000. In 1936, the stadium seating capacity was increased to 46,000, with the addition of 24,000 seats in the north end, making Tiger Stadium into a horseshoe configuration.

The next phase of construction took place in 1953 when the stadium's south end was closed to turn the horseshoe into a bowl, increasing the seating capacity to 67,720.

The upper deck atop the west stands was completed in 1978, and it added 8,000 seats to the stadium's capacity. Additional seating in two club level sections which flanked the existing press box brought the total addition to approximately 10,000 seats and raised the stadium's capacity to approximately 78,000.

Refurbishing began on the stadium in

the summer of 1985, when the east and west stands were waterproofed, and 25,000 chair back seats were added to replace the older "bench" type seats. Another phase of improvements was completed in 1987, when the north and south stands were waterproofed and newer bleachers were again installed to replace the older ones.

The playing field was moved 11 feet south in 1986, to provide more room between the back line of the North End Zone and the curvature of the stadium fence, which surrounds the field. It also put the playing area in the exact center of the arena's grassy surface.

The Tiger Stadium press box was redecorated prior to the 1987 season, and more seats were installed at the upper portion of the west lower stands. Also, the stadium's seating arrangement was renumbered prior to the 1987 season to make all seats a uniform size. The addition of bleacher seating in 1988 brought the capacity to 80,150, and the elimination of some bleacher seating after the 1994 season brought the capacity to 80,000.

Now the sixth largest on-campus stadium in college football, Tiger Stadium continues to provide fans with the ultimate college football experience. Seven years ago, 11,600 seats were added with the installation of the east upper deck, bringing the capacity to nearly 92,000. In addition to the new east upper deck, 70 skyboxes, called "Tiger Dens," were built, giving Tiger fans luxury accommodations. The addition of the 11,600 seats in 2000 marked the first expansion to Tiger Stadium since 1978, when the original west upper deck was completed.

Tiger Stadium by the Numbers

92,664

Largest crowd in Tiger Stadium history (def. Auburn, 20-17 in OT in 2005)

.712

Winning percentage after 511 games

89

89-yard punt return by Billy Cannon to beat Ole Miss on Halloween Night in 1959

42

Number of years ranked in the top 10 in attendance nationally

17

straight wins from 1935-37 to set the school record

4

Trips by ESPN's College GameDay crew

1,500

Old dorm rooms below the east and west stands

201-59-3

Night record since 1960

70

Number of "Tiger Den" skybox suites on the East Upper Deck

37

Number of times the crowd has exceeded 90,000 for a game.

6

the sixth-largest on-campus stadium in the nation

1

win over a No.1-ranked team (def. Florida, 28-21 in 1997)

"Dracula and LSU Football are at their best after the sun goes down"

-Beano Cooke, ESPN



A view from the North End Zone of Tiger Stadium in 1924.

Tiger Stadium Records

INTRO

THIS IS LSU

TIGERS

COACHES

REVIEW

HISTORY

LSU



Top 30 Tiger Stadium Crowds

| NO. | ATT. | OPPONENT | DATE | RESULTS |
|-----|--------|---------------------|----------------|-----------------|
| 1. | 92,664 | Auburn | Oct. 22, 2005 | LSU, 20-17 (OT) |
| 2. | 92,588 | Alabama | Nov. 11, 2006 | LSU, 28-14 |
| 3. | 92,449 | Ole Miss | Nov. 18, 2006 | LSU, 23-20 (OT) |
| 4. | 92,402 | Florida | Oct. 15, 2005 | LSU, 21-17 |
| 5. | 92,362 | Louisiana-Lafayette | Sept. 2, 2006 | LSU, 45-3 |
| 6. | 92,251 | Georgia | Sept. 20, 2003 | LSU, 17-10 |
| 7. | 92,221 | Arizona | Sept. 9, 2006 | LSU, 45-3 |
| 8. | 92,213 | Arkansas | Nov. 28, 2003 | LSU, 55-24 |
| 9. | 92,148 | Kentucky | Oct. 14, 2006 | LSU, 49-0 |
| 10. | 92,141 | Auburn | Dec. 1, 2001 | LSU, 27-14 |
| 11. | 92,135 | Tulane | Sept. 23, 2006 | LSU, 49-7 |
| 12. | 92,127 | Arkansas | Nov. 25, 2005 | LSU, 19-17 |
| 13. | 92,085 | Auburn | Oct. 25, 2003 | LSU, 31-7 |
| 14. | 92,077 | Florida | Oct. 11, 2003 | UF, 19-7 |
| 15. | 92,012 | Alabama | Nov. 16, 2002 | ALA, 31-0 |
| 16. | 92,010 | Florida | Oct. 6, 2001 | UF, 44-15 |
| 17. | 91,986 | Tennessee | Sept. 26, 2005 | UT, 30-27 (OT) |
| 18. | 91,960 | Mississippi State | Sept. 30, 2006 | LSU, 48-17 |
| 19. | 91,941 | Ole Miss | Oct. 27, 2001 | OM, 35-24 |
| 20. | 91,879 | Louisiana Tech | Nov. 1, 2003 | LSU, 49-10 |
| 21. | 91,861 | Alabama | Nov. 13, 2004 | LSU, 26-10 |
| 22. | 91,833 | Fresno State | Oct. 21, 2006 | LSU, 38-6 |
| 23. | 91,828 | Oregon State | Sept. 4, 2004 | LSU, 22-21 (OT) |
| 24. | 91,782 | Tulane | Sept. 1, 2001 | LSU, 48-17 |
| 25. | 91,778 | Alabama | Nov. 4, 2000 | LSU, 30-28 |
| 26. | 91,682 | Tennessee | Sept. 30, 2000 | LSU, 38-31 (OT) |
| 27. | 91,613 | Ole Miss | Nov. 23, 2002 | LSU, 14-13 |
| 28. | 91,611 | Arkansas State | Sept. 11, 2004 | LSU, 53-3 |
| 29. | 91,431 | Mississippi State | Sept. 25, 2005 | LSU, 51-0 |
| 30. | 91,413 | Ole Miss | Nov. 24, 2004 | LSU, 27-24 |

There's Proof in the Polling

2005

ESPN.com ranked Tiger Stadium the second toughest venue for an opposing team.

2004

EA Sports named Tiger Stadium the fourth toughest place to play in college football.

2001

The Sporting News ranks Tiger Stadium as the sixth best college football stadium in America in a poll of college football coaches and fans.

1998

Sport Magazine names Tiger Stadium "the most feared road playing site in America."

1996

ESPN proclaims LSU's pregame party to be the best in college football.

1995

Gannett News Service, in a poll of college football head coaches, names Tiger Stadium as the most dreaded road playing site in America.

1989

The Sporting News rates Tiger Stadium No. 1 among "The 10 best places to attend a college football game."

1987

The College Football Association, in a poll of the nation's Division I-A head coaches, determines that Tiger Stadium is the most difficult place for a visiting team to play.

LSU Win-Loss Records in Tiger Stadium

| | | | | | | | | | |
|-------|-------|-------|-------|-------|-------|-------|-------|--------------|-------------------|
| 1924: | 0-1-0 | 1942: | 6-0-0 | 1960: | 4-2-0 | 1978: | 5-1-0 | 1996: | 6-1-0 |
| 1925: | 4-2-0 | 1943: | 4-1-0 | 1961: | 6-0-0 | 1979: | 4-3-0 | 1997: | 4-3-0 |
| 1926: | 3-1-0 | 1944: | 1-4-1 | 1962: | 4-1-1 | 1980: | 5-1-0 | 1998: | 3-3-0 |
| 1927: | 2-1-0 | 1945: | 4-2-0 | 1963: | 5-1-0 | 1981: | 3-4-0 | 1999: | 3-4-0 |
| 1928: | 4-0-0 | 1946: | 6-1-0 | 1964: | 4-1-1 | 1982: | 5-1-1 | 2000: | 6-1-0 |
| 1929: | 5-1-0 | 1947: | 4-1-0 | 1965: | 6-1-0 | 1983: | 2-5-0 | 2001: | 5-2-0 |
| 1930: | 5-0-0 | 1948: | 3-4-0 | 1966: | 3-2-1 | 1984: | 5-1-0 | 2002: | 6-1-0 |
| 1931: | 3-1-0 | 1949: | 7-1-0 | 1967: | 5-2-0 | 1985: | 4-1-1 | 2003: | 6-1-0 |
| 1932: | 3-1-1 | 1950: | 3-2-1 | 1968: | 6-1-0 | 1986: | 5-2-0 | 2004: | 7-0-0 |
| 1933: | 5-0-2 | 1951: | 4-2-1 | 1969: | 6-0-0 | 1987: | 5-1-1 | 2005: | 5-1-0 |
| 1934: | 3-1-1 | 1952: | 0-5-0 | 1970: | 6-1-0 | 1988: | 5-1-0 | 2006: | 8-0-0 |
| 1935: | 4-1-0 | 1953: | 3-2-1 | 1971: | 5-2-0 | 1989: | 2-4-0 | TOTAL | 355-138-18 |
| 1936: | 6-0-0 | 1954: | 3-3-0 | 1972: | 7-0-0 | 1990: | 5-1-0 | | .712 |
| 1937: | 7-0-0 | 1955: | 2-2-1 | 1973: | 6-1-0 | 1991: | 2-4-0 | | |
| 1938: | 5-2-0 | 1956: | 1-4-0 | 1974: | 5-1-0 | 1992: | 2-5-0 | | |
| 1939: | 2-4-0 | 1957: | 4-2-0 | 1975: | 3-3-0 | 1993: | 3-3-0 | | |
| 1940: | 5-2-0 | 1958: | 5-0-0 | 1976: | 6-0-1 | 1994: | 2-4-0 | | |
| 1941: | 3-3-2 | 1959: | 6-0-0 | 1977: | 5-2-0 | 1995: | 5-1-0 | | |

Tiger Stadium Attendance (1957-2006)

| YEAR | G | ATT. | AVG. | NCAA RANK | YEAR | G | ATT. | AVG. | NCAA RANK | YEAR | G | ATT. | AVG. | NCAA RANK |
|------|---|---------|--------|-----------|------|---|---------|--------|-----------|--------------|------------|-------------------|---------------|-----------|
| 1957 | 6 | 297,953 | 49,659 | 8 | 1974 | 6 | 395,587 | 65,931 | 6 | 1991 | 6 | 412,476 | 68,746 | 16 |
| 1958 | 5 | 296,576 | 59,315 | 3 | 1975 | 6 | 386,171 | 64,362 | 9 | 1992 | 7 | 470,546 | 67,221 | 13 |
| 1959 | 7 | 408,727 | 58,390 | 3 | 1976 | 7 | 452,921 | 64,703 | 7 | 1993 | 6 | 361,632 | 60,272 | 20 |
| 1960 | 6 | 318,899 | 53,150 | 7 | 1977 | 7 | 455,433 | 65,062 | 9 | 1994 | 6 | 390,741 | 65,124 | 14 |
| 1961 | 6 | 381,409 | 63,568 | 3 | 1978 | 6 | 446,392 | 74,399 | 6 | 1995 | 6 | 446,148 | 74,358 | 11 |
| 1962 | 6 | 397,701 | 66,284 | 3 | 1979 | 7 | 507,984 | 72,569 | 7 | 1996 | 7 | 556,631 | 79,519 | 8 |
| 1963 | 6 | 396,846 | 66,141 | 2 | 1980 | 6 | 444,703 | 74,617 | 7 | 1997 | 7 | 561,629 | 80,233 | 9 |
| 1964 | 6 | 380,687 | 63,448 | 4 | 1981 | 7 | 513,850 | 73,407 | 8 | 1998 | 6 | 481,739 | 80,290 | 10 |
| 1965 | 7 | 457,733 | 65,390 | 4 | 1982 | 7 | 537,012 | 76,716 | 6 | 1999 | 7 | 551,780 | 78,826 | 11 |
| 1966 | 6 | 386,098 | 64,350 | 4 | 1983 | 7 | 535,432 | 76,490 | 6 | 2000 | 7 | 614,704 | 87,815 | 5 |
| 1967 | 7 | 454,101 | 64,872 | 4 | 1984 | 6 | 467,746 | 77,958 | 6 | 2001 | 7 | 633,440 | 90,491 | 5 |
| 1968 | 6 | 396,774 | 66,129 | 5 | 1985 | 6 | 454,182 | 75,697 | 9 | 2002 | 7 | 632,147 | 90,307 | 5 |
| 1969 | 6 | 388,461 | 64,744 | 7 | 1986 | 7 | 546,129 | 78,018 | 7 | 2003 | 7 | 636,817 | 90,974 | 6 |
| 1970 | 7 | 436,823 | 62,403 | 9 | 1987 | 7 | 541,307 | 77,330 | 7 | 2004 | 7 | 638,462 | 91,209 | 6 |
| 1971 | 7 | 463,491 | 66,213 | 5 | 1988 | 6 | 464,006 | 77,334 | 7 | 2005 | 6 | 549,480 | 91,580 | 6 |
| 1972 | 7 | 470,078 | 67,154 | 7 | 1989 | 6 | 425,334 | 70,889 | 12 | 2006 | 8 | 737,696* | 92,212* | 6 |
| 1973 | 7 | 474,108 | 67,730 | 5 | 1990 | 6 | 429,480 | 71,580 | 13 | TOTAL | 312 | 23,486,201 | 75,276 | |

*LSU record



Individual Records

RUSHING

| | |
|--------------|--|
| Yards | 250 by Alley Broussard vs. Ole Miss, 2004 Opponent: 291 by Shaun Alexander (Alabama), 1996 |
| Attempts | 43 by Charles Alexander, 1977 |
| Touchdowns | 4 - four times (last: LaBrandon Toefield vs. Utah State, 2001) Opponent: 4 by Shaun Alexander (Alabama), 1996 |
| Longest rush | 88 yards by Adrian Dodson vs. Tulane, 1940 |

PASSING

| | |
|--------------|--|
| Yards | 438 by Tommy Hodson vs. Tennessee, 1989 Opponent: 464 by Rex Grossman (Florida), 2001 |
| Completions | 33 by Jeff Wickersham vs. Mississippi State, 1983 Opponent: 37 - twice (last: A.J. Suggs, Tennessee, 2000) |
| Attempts | 58 by Josh Booty vs. Auburn, 1999 Opponent: 59 by A.J. Suggs (Tennessee), 2000 |
| Touchdowns | 4 - 10 times (last: Matt Mauck vs. Arkansas, 2003) Opponent: 5 by Rex Grossman (Florida), 2001 |
| Longest Pass | 82 yards - Steve Ensminger to Carlos Carson vs. Georgia, 1978 Opponent: 93 yards - David Greene to Tyson Browning (Georgia), 2003 |

TOTAL OFFENSE

| | |
|-------|--|
| Plays | 61 by Josh Booty vs. Auburn, 1999 Opponent: 66 by A.J. Suggs (Tennessee), 2000 |
| Yards | 433 by Tommy Hodson vs. Tennessee, 1989 Opponent: 463 by Rex Grossman (Florida), 2001 |

RECEIVING

| | |
|------------|---|
| Receptions | 14 by Wendell Davis vs. Ole Miss, 1986 Opponent: 12 by David Martin (Tennessee), 2000 |
| Yards | 248 by Todd Kinchen vs. Mississippi State, 1991 Opponent: 175 by Brandon Middleton (Houston), 2000 |
| Touchdowns | 5 by Carlos Carson vs. Rice, 1977 Opponent: 2 - by many |

RETURNS

| | |
|----------------------|---|
| Punt Returns | 7 - twice (last: Eddie Kennison vs. Kentucky, 1994) |
| Punt Return Yards | 145 by Joe Labruzzo vs. Rice, 1965 |
| Kickoff Returns | 5 - twice (last: Domanick Davis vs. Arkansas, 2001) |
| Kickoff Return Yards | 145 by Eric Martin vs. Kentucky, 1981 |
| Long Punt Return | 100 by Eddie Kennison vs. Mississippi State, 1994 |
| Long Kickoff Return | 100 by Eric Martin vs. Kentucky, 1981 |

ALL-PURPOSE

| | |
|-------|--------------------------------------|
| Yards | 376 by Kevin Faulk vs. Houston, 1996 |
|-------|--------------------------------------|

SCORING

| | |
|--------|---|
| Points | 30 by Carlos Carson vs. Rice, 1977 Opponent: 24 by Shaun Alexander (Alabama), 1996 |
|--------|---|

DEFENSE

| | |
|---------------|--|
| Tackles | 21 by Al Richardson vs. South Carolina, 1982 |
| Sacks | 3 by several (last: Gabe Northern vs. North Texas, 1995) |
| Interceptions | 3 - twice (last: Craig Burns vs. Ole Miss, 1970) |

KICKING

| | |
|--------------|---|
| Field Goals | 4 by David Browndyke vs. Ole Miss, 1986 |
| PAT's Made | 10 by Bobby Moreau vs. Rice, 1977 |
| Longest Punt | 71 by Matt DeFrank vs. Notre Dame, 1986 |

Team Records

RUSHING

| | |
|--------------------|--|
| Rushing Attempts | 83 vs. Wyoming, 1977 Opponent: 71 by Mississippi State, 1991 |
| Rushing Yards | 503 vs. Oregon, 1977 Opponent: 422 by Mississippi State, 1991 |
| Rushing Touchdowns | 8 vs. Tulane, 1961 Opponent: 5 - twice, last Tennessee, 1993 |

PASSING

| | |
|------------------|--|
| Passes Attempted | 69 vs. Auburn, 1999 Opponent: 62 by Tennessee, 2000 |
| Passes Completed | 31 vs. Tennessee, 1989 Opponent: 37 by Tennessee, 2000 |
| Completion Pct. | 84% vs. Akron, 1997 Opponent: 80% by Florida, 1993 |
| Passing Yards | 485 vs. Western Carolina, 2000 Opponent: 504 by Florida, 2001 |
| Passes Had Int. | 6 vs. Tennessee, 1939 Opponent: 5 by Texas A&M, 1986 |
| Touchdown Passes | 7 vs. Ohio University, 1989 Opponent: 6 by Florida, 2001 |

OFFENSE

| | |
|-----------------------|---|
| First Downs | 35 vs. Mississippi State, 1969 Opponent: 33 by Alabama, 1989 |
| Total Offensive Att. | 99 vs. Tulane, 1969 Opponent: 89 - twice (last: Tennessee, 2000) |
| Total Offensive Yards | 746 vs. Rice, 1977 Opponent: 644 by Alabama, 1989 |
| Fumbles Lost | 5 - three times (last: vs. Mississippi State, 1945) |
| Total Turnovers | 8 vs. Tulane, 1944 |

SCORING

| | |
|-----------------------|---|
| Points in a Quarter | 35 vs. Rice, 1977 - 3rd Quarter Opponent: 24 by Miami (Fla.), 1988 - 4th Quarter |
| Points in a Half | 49 vs. Louisiana Tech, 2003 - First Half; vs. Rice, 1977 - Second Half |
| Points in First Half | 49 vs. Louisiana Tech, 2003 |
| Points in Second Half | 49 vs. Rice, 1977 |
| Most Points | 77 vs. Rice, 1977 Opponent: 58 by Florida, 1993 |

2003 NATIONAL CHAMPIONS



The 2003 team won the first national title for LSU in 45 years.

The LSU Fighting Tigers entered the 2003 football season with a potent offense, the potential for a dominant defense and many unanswered questions.

The 2002 Tigers endured one of the biggest roller-coaster seasons in recent memory, winning six straight games after a season-opening loss at Virginia Tech to move into the Top 10, but three losses in the final five regular season games, despite the "Bluegrass Miracle"—Marcus Randall's 75-yard touchdown pass to Devery Henderson on the final play of the Tigers' 33-30 win at Kentucky—kept LSU out of the SEC Championship Game.

A 35-20 loss to Texas in the Cotton Bowl left the Tigers out of the final 2002 polls and heading into the 2003 season looking for redemption.

The Tigers earned the 15th spot in the preseason polls by both the Associated Press and the board of coaches of ESPN and USA Today, but question marks were plenty surrounding Nick Saban's fourth LSU team.

Would quarterback Matt Mauck recover fully from the foot injury that ended his 2002 season prematurely? Would Marcus Spears and Marquise Hill develop into the dominant forces at defensive end that they were as Parade All-Americans in high school? Would Chad Lavalais continue to dominate at defensive tackle? Who would replace Bradie James and Jeremy Lawrence in the linebacking corps? And just who would run the football with LaBrandon Toefield and Domanick Davis now in the National Football League?

By the time all was said and done with the 2003 season, all of these questions, and many others, would receive resounding answers from the Tigers.

LSU opened the 2003 slate with a 49-7 win over in-state foe UL-Monroe, sending the Tigers with momentum into their first meeting with Arizona since 1984 and first visit ever to Tucson.

The purple and gold blew into the Old West with all of the force of a desert sandstorm, leaving the Wildcats as tumbleweed in a 59-13 rout in one of LSU's most complete games in many years. The Tigers rolled up an incredible 38-0 halftime lead and finished with 481 total yards in scoring their most impressive non-conference victory away from Baton Rouge since 1986.

The Tigers returned home to face Western Illinois, the top-ranked team in Division I-AA. The Leathernecks put up a good fight, trailing just 6-0 until late in the first half, when LSU finally took control of the game and went on to a 35-7 win, moving the Tigers up to No. 10 for a key early-season showdown with defending SEC champion Georgia, ranked seventh.

The Bulldogs dominated the early going, moving consistently up and down the field on the LSU defense, but when the first 30 minutes ended, it was the Tigers who held a 7-3 edge, and would extend that edge to 10-3, a score that held until late in the fourth quarter.

That's when it appeared Georgia caught lightning in a bottle when David Greene, who had been harassed mercilessly by the Tiger pass rush, hit Tyson Browning with a screen pass that turned into a 93-yard touchdown that tied the game at 10-10. The record Tiger Stadium crowd of 92,251 had to be wondering if the rug would be pulled from under the purple and gold again.

LSU answered that question with an emphatic no. LSU needed only three minutes to take the lead again, with Skyler Green's over the shoulder catch of a Matt Mauck pass with 1:22 remaining, giving LSU a 17-10 lead. Corey Webster's interception of Greene sealed the Tigers' first win over Georgia in 13 years and propelled LSU into the top 10.

The SEC's other Bulldogs, Mississippi State, provided no such challenge for the Bayou Bengals. LSU jumped out to a 24-0 halftime lead in Starkville and never looked back in a 41-6 rout that put the Tigers at 5-0 for the first time since 1973.

Now, the time seemed ripe for LSU to win back-to-back games over Florida for the first time since 1986-87.

Early on, the Gators were on the skinning block. Green returned a punt 80 yards for a touchdown, and a goal-line stand in which the Tigers recovered a Florida fumble at the 1-yard line, seemed to have LSU on its way to 6-0.

But then Chris Leak stopped playing like a freshman, and LSU's offense could not get back on track against a suddenly potent Gator defense. Florida would head back to Gainesville with a 19-7 victory, and the Tigers stood at crossroads with road games at South Carolina and a home date with Auburn on the horizon.

Led by a trio of freshman running backs in Justin Vincent, Alley Broussard and Barrington Edwards, the Tigers rushed for 263 yards on their way to a 482-yard effort by

The 2003 Season

Overall Record: 13-1 | SEC Record: 7-1

| | | |
|---|----------------------|----------|
| Aug. 30 | Louisiana-Monroe | W, 49-7 |
| Sept. 6 | at Arizona | W, 59-13 |
| Sept. 13 | Western Illinois | W, 35-7 |
| Sept. 20 | #7 Georgia | W, 17-10 |
| Sept. 27 | at Mississippi State | W, 41-6 |
| Oct. 11 | Florida | L, 19-7 |
| Oct. 18 | at South Carolina | W, 33-7 |
| Oct. 25 | #17 Auburn | W, 31-7 |
| Nov. 1 | Louisiana Tech | W, 49-10 |
| Nov. 15 | at Alabama | W, 27-3 |
| Nov. 22 | #15 at Ole Miss | W, 17-14 |
| Nov. 28 | Arkansas | W, 55-24 |
| SEC CHAMPIONSHIP GAME - ATLANTA, GA. | | |
| Dec. 6 | #5 Georgia | W, 34-13 |
| BCS NATIONAL CHAMPIONSHIP GAME | | |
| NOKIA SUGAR BOWL - NEW ORLEANS, LA. | | |
| Jan. 4 | #3 Oklahoma | W, 21-14 |

Statistical Leaders

RUSHING

| PLAYER | ATT. | YARDS | TDS |
|----------------|------|-------|-----|
| Justin Vincent | 154 | 1,001 | 10 |
| Joseph Addai | 114 | 520 | 2 |

PASSING

| PLAYER | ATT. | COMP. | YARDS | INT. | TDS |
|----------------|------|-------|-------|------|-----|
| Matt Mauck | 358 | 229 | 2,825 | 14 | 28 |
| Marcus Randall | 40 | 25 | 403 | 1 | 2 |

RECEIVING

| PLAYER | REC. | YARDS | TDS |
|------------------|------|-------|-----|
| Michael Clayton | 78 | 1,079 | 10 |
| Devery Henderson | 53 | 861 | 11 |

the offense against South Carolina.

Meanwhile, the defense held the Gamecocks to a net rushing total of zero yards and scored a touchdown themselves on a fumble return by Jason LeDoux as LSU rolled to a 33-7 victory.

Beating South Carolina was a solid accomplishment, but, LSU then faced the same team that one year earlier had sent the purple and gold into its season ending tailspin. Auburn had struggled in early season losses to USC and Georgia Tech, but five consecutive wins had coach Tommy Tuberville's team looking ripe to take control of the SEC West.

The Tigers indeed had control of the SEC West when the game was over—the LSU Tigers. Mauck hit Henderson for a 64-yard touchdown pass on the sixth play of the game, and hit Michael Clayton for an 18-yard score as part of a 21-point first quarter.

LSU's defense limited Auburn star running back Carnell Williams to just 61 yards on 20 carries, and Auburn was never in it as the Bayou Bengals rolled to a 31-7 victory and into the top 10 of the Bowl Championship Series standings at No. 7.

LSU didn't show any signs of a letdown in its homecoming game, crushing Louisiana Tech, 49-10, scoring all of its points in the first half.

The Tigers were on a roll and, after an open date, they were back into the nation's elite, at No. 3 in the polls. The dreams of a national championship were alive and well.

LSU's trip to Tuscaloosa was an eerie role reversal for the nearly 84,000 fans jammed into Bryant-Denny Stadium. For decades, it was Alabama who bullied the purple and gold; now, it was Saban's crew doing the bullying, shutting off Alabama in every conceivable way in a 27-3 rout that set up a showdown for the SEC West title the next week at Ole Miss.

Early on, it appeared the Rebels would finally reach the SEC Championship game, as Ole Miss grabbed a 7-0 lead when a Mauck interception was returned for a touchdown on the Tigers' first play from scrimmage.

LSU dominated the rest of the game, holding a 17-14 lead late in the contest when Ole Miss' Eli Manning got one more chance to lead his team to victory.

It never happened, as Manning tripped over his own lineman on a fourth down in the final minute, allowing the Tigers to escape with a win in the biggest LSU-Ole Miss game since 1970.

To win the West and clinch a berth in the SEC title game, LSU now had a score to settle with the Arkansas Razorbacks, who, in 2002, marched 81 yards down the field with no timeouts to score the winning touchdown and claim a 21-20 victory to steal the title game berth from the Tigers.

The first quarter and a half of the game appeared as if neither team could stop the other. The Tigers and the Hogs were tied at 17-17, and Ole Miss was still holding out hope for an Arkansas victory and a trip to the title game.

LSU then showed how it had developed what Saban liked to call a killer instinct. The Tigers scored 17 points in a five-minute stretch late in the second quarter to break the tie, and then scored three consecutive touchdowns in the second half to run away with a 55-24 blowout and punch their ticket to Atlanta.

The week leading up to the SEC Championship game against Georgia centered as much on LSU's status in the BCS as it did on the Bulldogs. Since their win over Alabama, the Tigers had been mired at No. 3 in the BCS standings behind Oklahoma and USC and all across the country analysts were frantically trying to figure out every possible scenario as to just what two teams would play in the Sugar Bowl on Jan. 4 for the national championship.

On championship Saturday, LSU made a statement for itself by blasting the Bulldogs in front of a partisan Georgia crowd, 34-13. SEC Championship Game MVP Vincent scored on an 87-yard run and finished with a championship game record 201 yards on the ground.

Earlier in the day, USC routed Oregon State, 52-28 but that night Oklahoma was blasted by Kansas State in the Big XII title game in Kansas City, 35-7, leaving more speculation than ever as to who would be making the trip to the Big Easy.

At 2:30 p.m., the day after the SEC championship game, LSU Chancellor Dr. Mark Emmert got a phone call. It was from Paul Hoolahan, Executive Director of the Nokia Sugar Bowl. The call relayed to Emmert the news that the Tigers would indeed be making the short bus ride to New Orleans for the title game to play Oklahoma.

LSU had waited 45 years for a shot at a national championship and the Tigers hit the field running, driving to the Sooner 1-yard line on their opening drive. Although LSU came away empty, the tone of this evening was set, and it would be the white-shirted team that would be the aggressor.

No one felt this more than Oklahoma quarterback Jason White, the 2003 Heisman Trophy winner. Time and time again, he was buried by the LSU pass rush, led by All-American Chad Lavalais and the best pair of defensive ends in America in Marcus Spears and Marquise Hill.

When White did have time to throw, he found his receivers blanketed by the Tigers' aggressive secondary, most notably cornerbacks Corey Webster and Travis Daniels.

Indeed, it was Webster, the savior of the first win over Georgia, who set up LSU for its first score of the Sugar Bowl, intercepting White at midfield and returning the pick to the Sooner 32. Four plays later, Green took a reverse around right end to a 24-yard touchdown, and the purple and gold partisans reveled in a 7-0 lead.

A blocked punt early midway through the second quarter set up OU for the tying touchdown, but instead of folding, the Tigers immediately responded with a nine-play, 80-yard drive that ended with Vincent's 18-yard touchdown run that gave the Tigers a 14-7 halftime lead.

Two plays into the second half, LSU took one giant leap toward that championship when Spears grabbed a deflected White pass out of the air and rumbled 20 yards into the end zone, sending most of the Superdome record crowd of 79,342 into sheer pandemonium.

Mauck was intercepted early in the fourth quarter, and the Sooners got a touchdown from Kejuan Jones to cut the LSU lead to 21-14 with 11:01 still to play.

Saban and Oklahoma coach Bob Stoops, the nation's two premier defensive masterminds, set in for the final chess match that would determine the BCS champion. Stoops gained the upper hand with 5:45 left, as White led his team to the Tiger 12 with a first down.

The nation's highest scoring offense had made teams pay time after time when reaching the red zone. But LSU was no ordinary defense. And in a test of wills, the Tigers held firm, as Oklahoma did not move an inch from that point, with White's fourth down pass getting knocked away by freshman Jessie Daniels.

Oklahoma would get one more chance from midfield in the final minutes, but again, the Sooners were stuck in cement, and on fourth and 10, Lionel Turner buried White to send the Heisman winner off the field for the last time in 2003.

The Sooners had one slim chance, and that was to block a Donnie Jones punt with nine seconds left. But Jones made his last kick one for the ages. As it rolled out of bounds at the Sooner 12 on the west sideline of the Superdome, the clock ticked down to three zeros. The game was over...LSU was the national champion!



Offense

| | | | | | |
|----|-----------|------------------|------|-----|---------------------|
| WR | 9 | Devery Henderson | 6-0 | 190 | Opelousas, La. |
| LT | 76 | Andrew Whitworth | 6-7 | 325 | West Monroe, La. |
| LG | 71 | Nate Livings | 6-5 | 313 | Lake Charles, La. |
| C | 71 | Ben Wilkerson | 6-4 | 296 | Hemphill, Texas |
| RG | 72 | Stephen Peterman | 6-4 | 321 | Waveland, Miss. |
| RT | 60 | Rodney Reed | 6-4 | 287 | West Monroe, La. |
| TE | 82 | David Jones | 6-4 | 259 | Silver Springs, Md. |
| | 47 | Eric Edwards | 6-5 | 244 | Monroe, La. |
| WR | 14 | Michael Clayton | 6-4 | 200 | Baton Rouge, La. |
| WR | 5 | Skyler Green | 5-9 | 190 | Westwego, La. |
| QB | 18 | Matt Mauck | 6-2 | 213 | Jasper, Ind. |
| RB | 25 | Justin Vincent | 5-10 | 208 | Lake Charles, La. |
| FB | 44 | Kevin Steltz | 5-9 | 243 | New Orleans, La. |



Defense

| | | | | | |
|-----|-----------|----------------|-----|-----|--------------------|
| LE | 84 | Marcus Spears | 6-4 | 297 | Baton Rouge, La. |
| LT | 95 | Kyle Williams | 6-3 | 288 | Ruston, La. |
| RT | 93 | Chad Lavalais | 6-3 | 292 | Marksville, La. |
| RE | 94 | Marquise Hill | 6-7 | 295 | New Orleans, La. |
| LB | 27 | Eric Alexander | 6-3 | 223 | Port Arthur, Texas |
| LB | 95 | Lionel Turner | 6-2 | 257 | Walker, La. |
| LB | 46 | Cameron Vaughn | 6-4 | 220 | Terrytown, La. |
| LCB | 13 | Corey Webster | 6-0 | 201 | Vacherie, La. |
| SS | 8 | Jack Hunt | 6-1 | 197 | Ruston, La. |
| FS | 30 | LaRon Landry | 6-2 | 180 | Ama, La. |
| RCB | 29 | Travis Daniels | 6-1 | 187 | Hollywood, Fla. |



Special Teams

| | | | | | |
|-------|-----------|------------------|------|-----|------------------|
| P | 80 | Donnie Jones | 6-3 | 217 | Baton Rouge, La. |
| PK | 41 | Chris Jackson | 5-11 | 179 | New Orleans, La. |
| PK | 39 | Ryan Gaudet | 5-6 | 155 | New Orleans, La. |
| HOLD | 87 | Blain Bech | 6-1 | 179 | Slidell, La. |
| SNAP | 70 | Gant Petty | 6-0 | 205 | Baton Rouge, La. |
| PR/KR | 5 | Skyler Green | 5-9 | 190 | Westwego, La. |
| KR | 9 | Devery Henderson | 6-0 | 190 | Opelousas, La. |

1958 NATIONAL CHAMPIONS



The 1958 National Champions compiled LSU's first perfect season since 1908.

For years, LSU fans eagerly anticipated the coming of each new football season with talk of the two Tiger teams regarded as LSU's national champions—the great 10-0 team of 1908 and “next year.” After 50 years, next year finally came in 1958.

After seasons of 3-5-2, 3-7 and 5-5 under coach Paul Dietzel, and a team which included only three seniors among its 55-man roster, it didn't seem likely that 1958 would be “next year.” Indeed, with a squad dominated by juniors and sophomores, many pointed toward 1959 as the year LSU would make a run at the top.

The LSU Fighting Tigers opened the 1958 campaign Sept. 20 at Houston against the Rice Owls. Although early in the season, Dietzel's Tigers, divided into three units - the White team, the Gold team (later shortened to Go) and the Chinese Bandits - showed unusual poise and balance. LSU scored in each period en route to a 26-6 victory over a team it lost to the two previous seasons.

The following week, the Tigers traveled to Mobile to take on Alabama in its first game under Paul “Bear” Bryant. LSU came away with a hard-fought 13-3 win before returning to Baton Rouge for its home opener against Hardin-Simmons. Against the Cowboys, the Tigers built a 20-6 halftime lead and used it to coast to its victory before only 45,000 fans, indicating that few had any idea what kind of team this would become.

LSU, now ranked No. 11, hit the road again the following week and served notice to the college football world. The Tigers routed the Miami Hurricanes 41-0 at the Orange Bowl to improve their record to 4-0, their best start since 1937.

No. 9 LSU completed the first half of its schedule with a 32-7 victory over Kentucky before a home crowd of 65,000, the largest yet to see the Tigers play. Sixty-three thousand turned out the following week anxious to see if the Bayou Bengals could snap a three-game losing streak to Florida in LSU's Homecoming game. The outcome was in doubt until the final three minutes, when placekicker/fullback Tommy Davis booted a 29-yard field goal, giving the Tigers a 10-7 victory.

Now 6-0, LSU earned the AP poll's No. 1 ranking. But the Tigers knew they had to overcome Johnny Vaught's deadly Ole Miss Rebels if they wished to remain on top, something they hadn't done since 1950.

The 1958 Season

Overall Record: 11-0 | SEC Record: 6-0

| | | |
|--------------------------------------|----------------------|----------|
| Sept. 20 | at Rice | W, 26-6 |
| Sept. 27 | at Alabama | W, 13-3 |
| Oct. 4 | Hardin-Simmons | W, 20-6 |
| Oct. 10 | at Miami (Fla.) | W, 41-0 |
| Oct. 18 | Kentucky | W, 32-7 |
| Oct. 25 | Florida | W, 10-7 |
| Nov. 1 | Ole Miss | W, 14-0 |
| Nov. 8 | Duke | W, 50-18 |
| Nov. 15 | at Mississippi State | W, 7-6 |
| Nov. 22 | at Tulane | W, 62-0 |
| SUGAR BOWL - NEW ORLEANS, LA. | | |
| Jan. 1 | Clemson | W, 7-0 |

Statistical Leaders

RUSHING

| PLAYER | ATT. | YARDS | TDS |
|-----------------|------|-------|-----|
| Billy Cannon | 115 | 686 | 11 |
| Johnny Robinson | 86 | 480 | 7 |

PASSING


| PLAYER | ATT. | COMP. | YARDS | INT. | TDS |
|----------------|------|-------|-------|------|-----|
| Warren Rabb | 90 | 45 | 591 | 5 | 8 |
| Durel Matherne | 38 | 9 | 160 | 4 | 3 |

RECEIVING

| PLAYER | REC. | YARDS | TDS |
|-----------------|------|-------|-----|
| Johnny Robinson | 16 | 235 | 3 |
| Billy Cannon | 9 | 162 | 1 |



Halfback Billy Cannon tossed a halfback option to Mickey Mangham for the lone touchdown of the 1959 Sugar Bowl. The Tigers defeated Clemson 7-3.



Halfback Billy Cannon

The Rebels drove to second-and-one, just a foot from LSU's end zone, early in the second quarter before 67,500 fans, the first sellout in Tiger Stadium history. They were turned back by a superb defensive effort by the White team defenders. After that, it was all LSU as White team quarterback Warren Rabb and Go team signal-caller Durel Matherne ran for scores in the 14-0 Tiger triumph over their archrivals.

Now 7-0 and ranked No. 1 by AP, the Tigers had yet to impress the UPI board of coaches enough to earn the top rating, staying in the No. 3 position going into a home game with Duke. Although the Blue Devils did some things no other team could do against LSU all season—take an early lead, outgain the Tigers 353-yards to 285 and put a total of 18 points on the board—it was simply not enough. LSU bombed Duke for 22 points in the second quarter to take a 28-6 halftime lead and went on to a 50-18 victory.

When the UPI poll came out the following week, LSU was a unanimous No. 1 selection, a position it would not relinquish until it sustained a bitter 14-13 defeat at the hands of Tennessee in week eight of the 1959 season.

One week later, LSU traveled to Jackson, Miss., for a game against Mississippi State. It was a game in which 8-0 LSU could lose everything and the 3-4 Bulldogs could lose nothing. On a muddy field and with the Tigers tense, Mississippi State took a 6-0 halftime lead and made it hold up until LSU faced a fourth and goal situation at State's 5-yard-line in the third quarter. With a possible national championship on the line, Rabb rolled left and found Billy Hendrix in the end zone to tie the game. Davis' extra point put LSU ahead 7-6 and allowed the Tigers to escape Jackson 9-0.

With one game against ancient rival Tulane separating LSU from its first recognized national championship (in those days, the wire services awarded their national championship trophies before the bowl games), some wondered how the Tigers would approach the 3-6 Green Wave, but a quote from Tulane halfback Claude "Boo" Mason took care of that. After losing to Vanderbilt, Mason told a reporter, "We'll beat LSU because they'll choke."

Whether the Tigers would choke was subject to debate at halftime, as LSU led only 6-0 before a then Southeastern Conference record crowd of 83,221 in Sugar Bowl Stadium. However, LSU took command in the second half, taking full advantage of Green Wave mistakes en route to a 35-point fourth quarter and a 62-0 thrashing of Tulane, the most lopsided score in the history of the series. Incredibly, LSU would defeat the Greenies by the same score in 1961 and 1965.

With a 10-0 record and national championship in hand, LSU accepted an invitation to take on the Tigers of Clemson, in the 25th annual Sugar Bowl Classic on New Year's Day, 1959. Once again, LSU found an opponent with little to lose but much recognition to gain in 8-2 Clemson, as Frank Howard's troops tried to deny LSU its first perfect season in 50 years.

After fighting off a series of bad breaks, including a fractured hand by Rabb in the first quarter, LSU got a break of its own when Chinese Bandit Duane Leopard recovered a fumbled punt attempt on the Clemson 11. On third and eight at the 9, Billy Cannon took a handoff from Matherne and hit Mickey Mangham with a touchdown pass on the halfback option for the game's only score.

The following season, a more experienced LSU team demonstrated how difficult it was to repeat as a national champion, going 9-1 during the regular season. Only the loss to Tennessee separated LSU from the school's second straight title.



White Team

| | | | | | |
|----|----|----------------------|-----|-----|------------------|
| LE | 85 | Billy Hendrix | 6-0 | 185 | Rayville, La. |
| LT | 70 | Lynn LeBlanc | 6-2 | 201 | Crowley, La. |
| LG | 64 | Larry Kahlden | 6-1 | 210 | Weimar, Texas. |
| C | 51 | Max Fugler | 6-1 | 203 | Ferriday, La. |
| RG | 67 | Ed McCreedy | 6-1 | 195 | Biloxi, Miss. |
| RT | 72 | Charles "Bo" Strange | 6-1 | 202 | Baton Rouge, La. |
| RE | 86 | Mickey Mangham | 6-1 | 192 | Kensington, Md. |
| QB | 12 | Warren Rabb | 6-0 | 190 | Baton Rouge, La. |
| LH | 20 | Billy Cannon | 6-1 | 204 | Baton Rouge, La. |
| RH | 34 | Johnny Robinson | 6-0 | 185 | Baton Rouge, La. |
| FB | 40 | J.W. Brodnax | 6-0 | 202 | Bastrop, La. |



Go Team

| | | | | | |
|----|----|-----------------|------|-----|------------------------|
| LE | 83 | Scott McClain | 6-2 | 180 | Smackover, Ark. |
| LT | 74 | Dave McCarty | 6-2 | 200 | Rayville, La. |
| LG | 63 | Al Dampier | 6-1 | 201 | Clayton, La. |
| C | 50 | Bobby Greenwood | 5-10 | 195 | Lake Charles, La. |
| RG | 66 | Mike Stupka | 6-0 | 205 | Bogalusa, La. |
| RT | 73 | Jack Frayer | 6-2 | 210 | Toledo, Ohio |
| RE | 82 | Don Norwood | 6-3 | 202 | Baton Rouge, La. |
| QB | 16 | Durel Matherne | 5-11 | 188 | Lutcher, La. |
| LH | 23 | Don Purvis | 5-7 | 160 | Crystal Springs, Miss. |
| RH | 33 | Donnie Daye | 5-10 | 184 | Ferriday, La. |
| FB | 44 | Tommy Davis | 6-0 | 204 | Shreveport, La. |



Chinese Bandits

| | | | | | |
|----|----|--------------------|------|-----|-------------------|
| CB | 80 | Andy Bourgeois | 5-10 | 174 | New Orleans, La. |
| LE | 75 | Mel Branch | 6-1 | 210 | DeRidder, La. |
| LT | 65 | Emile Fournet | 5-11 | 195 | Bogalusa, La. |
| LB | 53 | John Langan | 6-3 | 183 | Carbondale, Ill. |
| RG | 61 | Tommy Lott | 5-9 | 188 | Texarkana, Ark. |
| RT | 71 | Duane Leopard | 6-2 | 205 | Baton Rouge, La. |
| RE | 81 | Gaynell Kinchen | 6-3 | 196 | Baton Rouge, La. |
| S | 10 | Darryl Jenkins | 6-1 | 163 | Franklinton, La. |
| S | 32 | Henry Lee Roberts | 6-0 | 172 | Little Rock, Ark. |
| CB | 22 | Hart Bourque | 5-8 | 165 | Gonzales, La. |
| LB | 43 | Merle Schexnaildre | 5-9 | 182 | Houma, La. |

National Award Winners

INTRO
THIS IS LSU
TIGERS
COACHES
REVIEW
HISTORY
LSU




20



Billy Cannon was presented with the 1959 Heisman Trophy by then Vice President Richard Nixon.

BILLY CANNON • HB

1959 HEISMAN TROPHY WINNER



Even by today's standards Billy Cannon was a rare athlete, combining sprinter speed with brute strength. Cannon could consistently run a 9.5 in the 100-yard dash and, at 6-1, 210 pounds, he had the size to overpower his opponents as well as outrun them. In 1957, he was an immediate standout as a sophomore, offensively and defensively.

As a junior, Cannon was the driving force behind the Fighting Tigers as they carved out a perfect season and captured the 1958 national championship. He passed for a touchdown and kicked the extra point in LSU's 7-0 win over Clemson in the Sugar Bowl, and earned MVP honors.

Cannon's most memorable performance came in 1959 against Ole Miss. Top-ranked LSU trailed the third-ranked Rebels 3-0 early in the fourth quarter, when Cannon fielded a punt at the LSU 11-yard-line and broke seven tackles on his way to paydirt. LSU won the contest 7-3. Considered one of the best collegiate backs of his era, Cannon was awarded the Heisman Trophy at the conclusion of the 1959 season.

Cannon's Honors

1957

- Second-Team All-SEC (UPI)
- All-SEC Sophomore Team

1958

- UPI Player of the Year
- The Sporting News Player of the Year
- Outstanding College Player (Columbus, Ohio Touchdown Club)
- AP Back of the Year
- UPI Back of the Year
- All-American (consensus)
- SEC Player of the Year (Nashville Banner)
- SEC Back of the Year (Atlanta Touchdown Club)
- SEC Back of the Year (Birmingham Touchdown Club)
- All-SEC (AP and UPI)
- Louisiana VFW Award (Louisiana outstanding athlete)

1959

- Heisman Trophy Winner (Downtown Athletic Club of New York)
- AP Player of the Year
- UPI Player of the Year
- The Sporting News Player of the Year
- All-American (consensus)
- Outstanding College Player (Columbus, Ohio Touchdown Club)
- Walter Camp Memorial Trophy (Washington, D.C. TD Club)
- College Back of the Year (Los Angeles Times)
- AP Back of the Year
- UPI Back of the Year
- SEC Player of the Year (Nashville Banner)
- SEC Player of the Year (Atlanta Touchdown Club)
- SEC Player of the Year (Birmingham Touchdown Club)
- All-SEC (AP and UPI)

Cannon's Career Stats

1957

| | NO. | YDS. | AVG. |
|-------------------|------------|------------|------------|
| Rice | 6 | 71 | 11.8 |
| Alabama | 8 | 140 | 17.5 |
| Texas Tech | 13 | 36 | 2.8 |
| Georgia Tech | 17 | 98 | 5.8 |
| Kentucky | 11 | 70 | 6.4 |
| Florida | 11 | 22 | 2.0 |
| Vanderbilt | 11 | 46 | 4.2 |
| Ole Miss | 3 | 5 | 1.7 |
| Mississippi State | 11 | 27 | 2.5 |
| Tulane | 14 | 68 | 4.8 |
| Totals | 105 | 583 | 5.5 |

1958

| | NO. | YDS. | AVG. |
|----------------------|------------|------------|------------|
| Rice | 9 | 53 | 5.9 |
| Alabama | 12 | 86 | 7.2 |
| Hardin-Simmons | 11 | 83 | 7.5 |
| Miami | 9 | 34 | 3.8 |
| Kentucky | 12 | 108 | 9.0 |
| Florida | 15 | 61 | 4.1 |
| Ole Miss | 11 | 34 | 3.1 |
| Duke | 8 | 53 | 6.6 |
| Mississippi State | 13 | 57 | 4.4 |
| Tulane | 15 | 117 | 7.8 |
| Totals | 115 | 686 | 5.9 |
| Clemson (Sugar Bowl) | 13 | 51 | 3.9 |

1959

| | NO. | YDS. | AVG. |
|-----------------------|------------|------------|------------|
| Rice | 15 | 66 | 4.4 |
| TCU | 9 | 35 | 3.9 |
| Baylor | 8 | 73 | 9.1 |
| Miami | 17 | 90 | 5.3 |
| Kentucky | 11 | 11 | 1.0 |
| Florida | 15 | 55 | 3.7 |
| Ole Miss | 12 | 48 | 4.0 |
| Tennessee | 22 | 122 | 5.5 |
| Mississippi State | 16 | 32 | 2.0 |
| Tulane | 14 | 66 | 4.7 |
| Totals | 139 | 598 | 4.3 |
| Ole Miss (Sugar Bowl) | 6 | 8 | 1.3 |

Cannon's Career Statistics

| | RUSHING | | | RECEIVING | | | PASSING | | | | | PUNT RETURNS | | | KICKOFF RETURNS | | | |
|---------------|------------|-------------|------------|-----------|-----------|------------|----------|-----------|-----------|----------|------------|--------------|-----------|------------|-----------------|-----------|------------|----------|
| | ATT | YDS. | AVG. | TD | REC. | YDS. | TD | ATT. | CMP. | HI | YDS. | TD | NO. | YDS. | TD | NO. | YDS. | TD |
| 1957 | 105 | 583 | 5.5 | 4 | 11 | 199 | 1 | 16 | 7 | 1 | 84 | 0 | 7 | 39 | 0 | 11 | 343 | 1 |
| 1958 | 115 | 686 | 5.9 | 10 | 9 | 162 | 1 | 4 | 3 | 0 | 14 | 0 | 9 | 89 | 0 | 3 | 82 | 0 |
| 1959 | 139 | 598 | 4.3 | 5 | 11 | 161 | 0 | 6 | 2 | 2 | 20 | 0 | 15 | 221 | 1 | 8 | 191 | 0 |
| Totals | 359 | 1867 | 5.2 | 19 | 31 | 522 | 2 | 26 | 12 | 3 | 118 | 0 | 31 | 349 | 1 | 22 | 616 | 1 |

Punting: 111 for 37.8 average • Pass Interceptions: 7 for 165 return yards, one TD • Scoring: 24 TDs, four one-point conversions, three two-point conversions, 154 total points



2



JAMARCUS RUSSELL • QB

2006 Manning Award Winner



Jamarcus Russell capped a magnificent LSU career by winning the Manning Award as the nation's top quarterback at the completion of the 2006 season. Russell went on to be selected with the No. 1 overall pick in the 2007 NFL Draft by the Oakland Raiders. He joined Billy Cannon in 1960 as the only football players in school history to be selected with the first overall pick in the NFL Draft.

Russell completed his LSU career as one of the top quarterbacks in school history as he posted a 25-4 overall mark as a starter, which included an 11-2 record as a junior in 2006. He finished his career ranked among the top five in every career passing category kept at LSU, including No. 2 all-time in completion percentage (61.9) and TD passes (52). He also ranks third in completions (493), passing yards (6,625), and total offense (6,704) and fourth in attempts (797).

A first-team All-SEC pick in 2006, Russell tied the school-record for TD passes with 28 during his junior season and set the school's single-season mark for completions (232) and completion percentage (67.8). He's the only quarterback in school history to lead the Tigers to at least 10 wins in back-to-back seasons.

Russell's Honors

- No. 1 overall pick in 2007 NFL Draft by Oakland Raiders
- 2007 Sugar Bowl Most Valuable Player
- 2006 First-Team All-SEC (AP, SEC Coaches)
- 2006 Davey O'Brien Semifinalist
- 2006 SEC Offensive Player of the Week (Sept. 30 vs. Mississippi State)
- 2006 SEC Offensive Player of the Week (Oct. 14 vs. Kentucky)
- 2006 SEC Offensive Player of the Week (Nov. 4 vs. Tennessee)
- 2005 SEC Player of the Year (Columbus Touchdown Club)
- 2005 SEC Player of the Week (Oct. 8 vs. Vanderbilt)



Russell's Career Stats

| YEAR | G-GS | PASSING | | | YDS. | TD | LG | RUSHING | | | |
|---------------|--------------|------------|------------|-----------|--------------|-----------|-----------|------------|-----------|----------|-----------|
| | | ATT. | COMP. | INT. | | | | ATT. | YDS. | TD | |
| 2004 Fr. | 11-4 | 144 | 73 | 4 | 1,053 | 9 | 42 | 26 | -41 | 1 | 13 |
| 2005 So. | 12-12 | 311 | 188 | 9 | 2,443 | 15 | 50 | 61 | -22 | 2 | 22 |
| 2006 Jr. | 13-13 | 342 | 232 | 8 | 3,129 | 28 | 58 | 52 | 142 | 1 | 34 |
| Totals | 36-29 | 797 | 493 | 21 | 6,625 | 52 | 58 | 139 | 79 | 4 | 34 |



25



JOSH REED • WR

2001 BILETNIKOFF AWARD WINNER



When one thinks of some of the finest players in the history of the Southeastern Conference, Josh Reed's name is included on that list. Reed, who will be one of the most decorated players in school history, virtually re-wrote both the LSU and SEC receiving record books despite playing only 28 games at wide receiver.

Originally signed out of Rayne (La.) High School as a tailback, Reed moved to wide receiver in week 9 of the 1999 season out of a necessity. The results were immediate as he caught five passes for 100 yards against Houston in just his second game at the position.

A year later, in 2000, Reed earned first-team All-SEC honors after catching 65 passes for 1,127 yards and 10 touchdowns for the 8-4 Tigers. His 102.5 yards receiving a contest led the SEC and he ranked second in the league with just

under six catches a game.

Reed put together the finest year for a receiver in SEC history in 2001 as he shattered the league's single-season yardage mark with 1,740 yards on a school-record 94 catches. Reed set a pair of league marks in a 35-21 road victory over Alabama as he hauled in 19 passes for 293 yards and a touchdown. He capped his record-setting career in grand fashion, setting a pair of Sugar Bowl records with 14 receptions for 239 yards and two touchdowns in leading the Tigers to a 47-34 victory over Illinois.

At the conclusion of his junior season, Reed was named the winner of the Biletnikoff Award, which is presented annually to the nation's top collegiate receiver. Reed was drafted with the fourth pick of the second round of the 2002 NFL Draft by the Buffalo Bills.

Reed's Career Stats (Regular Season)

| YEAR | G-GS | RECEIVING | | | RUSHING | | |
|---------------|--------------|------------|--------------|-----------|----------|-----------|----------|
| | | REC. | YDS. | TD | ATT. | YDS. | TD |
| 1999 Fr. | 8-0 | 8 | 134 | 0 | 6 | 58 | 1 |
| 2000 So. | 11-3 | 65 | 1,127 | 10 | 1 | -2 | 0 |
| 2001 Jr. | 12-12 | 94 | 1,740 | 7 | 2 | 7 | 0 |
| TOTALS | 31-15 | 167 | 3,001 | 17 | 9 | 63 | 1 |



55



BEN WILKERSON • C

2004 RIMINGTON AWARD WINNER



Ben Wilkerson put together one of the best careers for a center in LSU history, leading the Tigers to a 33-8 mark in 41 starts at the position during his four years. During his career with the Tigers, Wilkerson helped lead LSU to a pair of SEC Championships as well as the 2003 BCS National Championship.

Wilkerson, a native of Hemphill, Texas, had his career cut short as a senior, suffering a knee injury during the eighth week of the season. Despite the injury, Wilkerson still went on to be named the co-recipient, along with David Baas of Michigan, of the Rimington Trophy in 2004, which goes annually to college football's top center. In addition, Wilkerson was named a First-Team All-American by the American Football Coaches Association and The Sporting News even though he missed LSU's final four games of the season. Wilkerson graduated with a degree in general studies in May of 2005.

Wilkerson's Honors

2001

- Freshman All-SEC (Knoxville News-Sentinel, Coaches)
- Second-Team Freshman All-America (The Sporting News)

2003

- Rimington Trophy Finalist
- Second-Team All-American (Associated Press, Sporting News)
- First-Team All-SEC (AP, ESPN.com)
- SEC Academic Honor Roll

2004

- Rimington Trophy Winner
- First-Team All-American (American Football Coaches Association, The Sporting News)
- Second-Team All-American (Walter Camp)
- First-Team All-SEC (AP, SEC Coaches, Collegefootballnews.com)
- SEC Good Works Team



64



RUDY NISWANGER • C

2005 Draddy Trophy Winner
2005 Wuerffel Trophy Winner
2005 McWhorter Scholar-Athlete



By picking up national awards in the Draddy Trophy and the Wuerffel Trophy, along with being named the SEC Scholar-Athlete of Year in football and the McWhorter Scholar-Athlete Award, center Rudy Niswanger became the most decorated student-athlete in school history.

Niswanger is the first player in LSU history to be named the recipient of the Draddy Trophy, known as the Academic Heisman. An award that goes to the top student-athlete in all divisions of college football, the Draddy Trophy carries a \$25,000 post-graduate scholarship.

In addition, Niswanger became the inaugural recipient of the Wuerffel Trophy, which goes to the college football player who best combines exemplary community service with outstanding academic and athletic achievement. The award is named after former Heisman Trophy winner Danny Wuerffel, who led the Florida Gators to

the 1996 national championship. Niswanger capped his career with the Tigers by being named the recipient of the McWhorter Award, which goes to the top student-athlete in the SEC.

Niswanger, who opted to return to LSU for his senior season of football in 2005, graduated with a 4.0 grade point average in kinesiology with emphasis on pre-medicine. He graduated with honors, receiving the University Medal as well as graduating Summa Cum Laude. Niswanger has already been accepted to LSU Medical School in Shreveport after scoring a 33 on the MCAT, which placed him among the top eight percent in the nation.



LSU Bowl History

INTRO

THIS IS LSU

TIGERS

COACHES

REVIEW

HISTORY

LSU

LSU Bowl Log

BOWL RECORD: 19-18-1 | 38 BOWL APPEARANCES

Sugar (6-7-0)

| BOWL | SCORE | W/L | DATE | LSU GAME MVP |
|-----------------|-------|-----|--------------|----------------------|
| vs. TCU | 2-3 | L | Jan. 1, 1936 | |
| vs. Santa Clara | 14-21 | L | Jan. 1, 1937 | |
| vs. Santa Clara | 0-6 | L | Jan. 1, 1938 | |
| vs. Oklahoma | 0-35 | L | Jan. 1, 1950 | |
| vs. Clemson | 7-0 | W | Jan. 1, 1959 | Billy Cannon, RB |
| vs. Ole Miss | 0-21 | L | Jan. 1, 1960 | |
| vs. Syracuse | 13-10 | W | Jan. 1, 1965 | Doug Moreau, FL |
| vs. Wyoming | 20-13 | W | Jan. 1, 1968 | Glenn Smith, HB |
| vs. Nebraska | 10-28 | L | Jan. 1, 1985 | |
| vs. Nebraska | 15-30 | L | Jan. 1, 1987 | |
| vs. Illinois | 47-34 | W | Jan. 1, 2002 | Rohan Davey, QB |
| vs. Oklahoma | 21-14 | W | Jan. 4, 2004 | Justin Vincent, RB |
| vs. Notre Dame | 41-14 | W | Jan. 3, 2007 | JaMarcus Russell, QB |

Peach (4-0-0)

| BOWL | SCORE | W/L | DATE | LSU GAME MVP |
|-------------------|-------|-----|---------------|--|
| vs. Florida State | 31-27 | W | Dec. 30, 1968 | Mike Hillman, QB; Buddy Millican, DE |
| vs. Clemson | 10-7 | W | Dec. 28, 1996 | Herb Tyler, QB; Anthony McFarland, DT |
| vs. Georgia Tech | 28-14 | W | Dec. 29, 2000 | Rohan Davey, QB; Bradie James, LB |
| vs. Miami (Fla.) | 40-3 | W | Dec. 30, 2005 | Matt Flynn, QB; Melvin Oliver, DE |

Independence (2-0-0)

| BOWL | SCORE | W/L | DATE | LSU GAME MVP |
|--------------------|-------|-----|---------------|--|
| vs. Michigan State | 45-26 | W | Dec. 29, 1995 | Kevin Faulk, RB; Gabe Northerm, DE |
| vs. Notre Dame | 27-9 | W | Dec. 28, 1997 | Rondell Mealey, RB; Arnold Miller, DE |

Cotton (2-1-1)

| BOWL | SCORE | W/L | DATE | LSU GAME MVP |
|--------------|-------|-----|--------------|---|
| vs. Arkansas | 0-0 | T | Jan. 1, 1947 | Y.A. Tittle, QB |
| vs. Texas | 13-0 | W | Jan. 1, 1963 | Lynn Amedee, QB |
| vs. Arkansas | 14-7 | W | Jan. 1, 1966 | Joe LaBruzzo, RB; David McCormick, T |
| vs. Texas | 20-35 | L | Jan. 1, 2003 | |

Orange (2-3-0)

| BOWL | SCORE | W/L | DATE | LSU GAME MVP |
|----------------|-------|-----|--------------|--------------|
| vs. Texas A&M | 19-14 | W | Jan. 1, 1944 | |
| vs. Colorado | 25-7 | W | Jan. 1, 1962 | |
| vs. Nebraska | 12-17 | L | Jan. 1, 1971 | |
| vs. Penn State | 9-16 | L | Jan. 1, 1974 | |
| vs. Nebraska | 20-21 | L | Jan. 1, 1983 | |

Sun (1-1-0)

| BOWL | SCORE | W/L | DATE | LSU GAME MVP |
|----------------|-------|-----|---------------|-----------------------|
| vs. Iowa State | 33-15 | W | Dec. 18, 1971 | Bert Jones, QB |
| vs. Stanford | 14-24 | L | Dec. 31, 1977 | Charles Alexander, RB |

Gator (1-0-0)

| BOWL | SCORE | W/L | DATE | LSU GAME MVP |
|--------------------|-------|-----|---------------|-------------------|
| vs. South Carolina | 30-13 | W | Dec. 31, 1987 | Wendell Davis, WR |

Capital One (1-1) (formerly Tangerine)

| BOWL | SCORE | W/L | DATE | LSU GAME MVP |
|-----------------|-------|-----|---------------|-------------------|
| vs. Wake Forest | 34-10 | W | Dec. 22, 1979 | David Woodley, QB |
| vs. Iowa | 30-25 | L | Jan. 1, 2005 | |

Hall of Fame (0-1-0)

| BOWL | SCORE | W/L | DATE | LSU GAME MVP |
|--------------|-------|-----|--------------|--------------|
| vs. Syracuse | 10-23 | L | Jan. 2, 1989 | |

Liberty (0-2-0)

| BOWL | SCORE | W/L | DATE | LSU GAME MVP |
|--------------|-------|-----|---------------|--------------|
| vs. Missouri | 15-20 | L | Dec. 23, 1978 | |
| vs. Baylor | 7-21 | L | Dec. 27, 1985 | |

Bluebonnet (0-2-0) (Formerly Astro Bluebonnet)

| BOWL | SCORE | W/L | DATE | LSU GAME MVP |
|---------------|-------|-----|---------------|--------------|
| vs. Baylor | 7-14 | L | Dec. 21, 1963 | |
| vs. Tennessee | 17-24 | L | Dec. 30, 1972 | |



1936 Sugar Bowl

Tulane Stadium • New Orleans, La.
Jan. 1, 1936 (35,000)

TCU 3, LSU 2



1944 Orange Bowl

Orange Bowl Stadium • Miami, Fla.
Jan. 1, 1944 (32,191)

LSU 19, Texas A&M 14



1959 Sugar Bowl

Tulane Stadium • New Orleans, La.
Jan. 1, 1959 (80,331)

LSU 7, Clemson 0



1963 Cotton Bowl

Cotton Bowl Stadium • Dallas, Texas
Jan. 1, 1963 (32,191)

LSU 13, Texas 0



1966 Cotton Bowl

Cotton Bowl Stadium • New Orleans, La.
Jan. 1, 1966 (76,200)

LSU 14, Arkansas 7



1971 Orange Bowl

Orange Bowl Stadium • Miami, Fla.
Jan. 1, 1971 (80,699)

Nebraska 17, LSU 12



1937 Sugar Bowl

Tulane Stadium • New Orleans, La.
Jan. 1, 1937 (35,000)


Santa Clara 21, LSU 14



1947 Sugar Bowl

Cotton Bowl Stadium • Dallas, Texas
Jan. 1, 1947 (38,000)

LSU 0, Arkansas 0



1960 Sugar Bowl

Tulane Stadium • New Orleans, La.
Jan. 1, 1960 (81,141)

Ole Miss 21, LSU 0



1963 Bluebonnet Bowl

Rice Stadium • Houston, Texas
Dec. 21, 1963 (60,000)

Baylor 14, LSU 7



1968 Sugar Bowl

Tulane Stadium • New Orleans, La.
Jan. 1, 1968 (72,858)

LSU 20, Wyoming 13



1971 Sun Bowl

Sun Bowl Stadium • El Paso, Texas
Dec. 18, 1971 (35,530)

LSU 33, Iowa St. 15



1938 Sugar Bowl

Tulane Stadium • New Orleans, La.
Jan. 1, 1938 (40,000)

Santa Clara 6, LSU 0



1950 Sugar Bowl

Tulane Stadium • New Orleans, La.
Jan. 1, 1950 (82,000)

Oklahoma 35, LSU 0



1962 Orange Bowl

Orange Bowl Stadium • Miami, Fla.
Jan. 1, 1962 (68,150)

LSU 25, Colorado 7



1965 Sugar Bowl

Tulane Stadium • New Orleans, La.
Jan. 1, 1965 (60,322)

LSU 13, Syracuse 10



1968 Peach Bowl

Grant Field • Atlanta, Ga.
Dec. 30, 1968 (35,545)

LSU 31, Florida St. 27



1972 Bluebonnet Bowl

Astrodome • Houston, Texas
Dec. 30, 1972 (52,961)

Tennessee 24, LSU 17



1974 Orange Bowl

Orange Bowl Stadium • Miami, Fla.
Jan. 1, 1974 (60,477)

Penn St. 16, LSU 9



1983 Orange Bowl

Orange Bowl Stadium • Miami, Fla.
Jan. 1, 1983 (54,407)

Nebraska 21, LSU 20



1987 Gator Bowl

Gator Bowl Stadium • Jacksonville, Fla.
Dec. 31, 1987 (82,119)

LSU 30, South Carolina 13



1997 Independence Bowl

Independence Bowl Stadium • Shreveport, La.
Dec. 28, 1997 (50,459)

LSU 27, Notre Dame 9



2004 Sugar Bowl

Superdome • New Orleans, La.
Jan. 4, 2004 (79,342)

LSU 21, Oklahoma 14



1977 Sun Bowl

Sun Bowl Stadium • El Paso, Texas
Dec. 31, 1977 (31,318)

Stanford 24, LSU 14



1985 Sugar Bowl

Superdome • New Orleans, La.
Jan. 1, 1985 (75,608)

Nebraska 28, LSU 10



1989 Hall of Fame Bowl

Tampa Stadium • Tampa, Fla.
Jan. 2, 1989 (51,112)

Syracuse 23, LSU 10



2000 Peach Bowl

Georgia Dome • Atlanta, Ga.
Dec. 29, 2000 (73,614)

LSU 28, Georgia Tech 14



2005 Capital One Bowl

Florida Citrus Bowl Stadium • Orlando, Fla.
Jan. 1, 2005 (70,229)

Iowa 30, LSU 25



1978 Liberty Bowl

Liberty Bowl Stadium • Memphis, Tenn.
Dec. 23, 1978 (53,064)

Missouri 20, LSU 15



1985 Liberty Bowl

Liberty Bowl Stadium • Memphis, Tenn.
Dec. 27, 1985 (40,186)

Baylor 21, LSU 7



1995 Independence Bowl

Independence Bowl Stadium • Shreveport, La.
Dec. 29, 1995 (48,835)

LSU 45, Michigan St. 26



2002 Sugar Bowl

Superdome • New Orleans, La.
Jan. 1, 2002 (77,888)

LSU 47, Illinois 34



2005 Chick-Fil-A Peach Bowl

Georgia Dome • Atlanta, Ga.
Dec. 30, 2005 (65,620)

LSU 40, Miami 3



1979 Tangerine Bowl

Tangerine Bowl Stadium • Orlando, Fla.
Dec. 22, 1979 (38,666)

LSU 34, Wake Forest 10



1987 Sugar Bowl

Superdome • New Orleans, La.
Jan. 1, 1987 (76,234)

Nebraska 30, LSU 15



1996 Peach Bowl

Georgia Dome • Atlanta, Ga.
Jan. 1, 1996 (63,622)

LSU 10, Clemson 7



2003 Cotton Bowl

Cotton Bowl Stadium • Dallas, Texas
Jan. 1, 2003 (50,459)

Texas 35, LSU 20



2007 All-State Sugar Bowl

Louisiana Superdome • New Orleans, La.
Jan. 4, 2007 (77,781)

LSU 41, Notre Dame 14