



2001 SEC CHAMPIONS

2002 SUGAR BOWL CHAMPIONS

LSU TIGERS

VS

ARKANSAS

NOVEMBER 29, 2002 • 1:30 P.M.
LITTLE ROCK, ARK. • WAR MEMORIAL STADIUM (53,727)

#18/17 LSU (8-3, 5-2)

SEPTEMBER

1	at #16/16 Va. Tech (ABC)	L, 26-8
7	The Citadel	W, 35-10
14	Miami (Ohio)	W, 33-7
28	* Mississippi State (JP)	W, 31-13

OCTOBER

5	UL-Lafayette (HC)	W, 48-0
12	* at #16/16 Florida (ESPN)	W, 36-7
19	* South Carolina (ESPN2)	W, 38-14
26	* at Auburn (JP)	L, 31-7

NOVEMBER

9	* at Kentucky (JP)	W, 33-30
16	* #10/- Alabama (ESPN)	L, 31-0
23	* Ole Miss (ESPN2)	W, 14-13
29	* at Arkansas (CBS)	1:30 p.m.

DECEMBER

7	SEC Championship (CBS)	5 p.m.
---	------------------------	--------

ARKANSAS (8-3, 4-3)

SEPTEMBER

7	Boise State	W, 41-14
14	South Florida	W, 42-3
28	Alabama	L, 12-30

OCTOBER

5	at Tennessee	L, 38-41
12	at Auburn	W, 38-17
19	Kentucky	L, 17-29
26	Ole Miss	W, 48-28

NOVEMBER

2	Troy State	W, 23-0
9	at South Carolina	W, 23-0
16	UL-Lafayette	W, 24-17
23	at Mississippi State	W, 26-19
29	LSU	1:30 p.m.

DECEMBER

7	SEC Championship	5 p.m.
---	------------------	--------

RADIO • LSU NETWORK

Jim Hawthorne, play-by-play
Doug Moreau, analyst
Jordy Hultberg, sideline

TELEVISION • CBS

Craig Bolerjack, play-by-play
Craig James, analyst
Andre Ware, sideline

LSU BATTLES ARKANSAS FOR SEC WESTERN DIVISION CROWN

LSU and Arkansas meet at 1:30 p.m. on Friday in Little Rock with the winner representing the SEC West in the SEC Championship game on Dec. 7 in Atlanta. The contest will be televised to a national audience by CBS. The Tigers are 8-3 with 5-2 league record after a 14-13 come-from-behind win over Ole Miss on Saturday. Arkansas, winners of five straight, stands at 8-3 overall and 4-3 in league play. An LSU wins gives the Tigers the divisional title outright, while a Razorback victory will put LSU, Arkansas, and Auburn in a tie with the Razorbacks winning the tiebreaker. The Tigers and Razorbacks will also battle for "THE BOOT," which LSU currently holds, for the seventh straight year. LSU is ranked No. 4 in the nation in total defense, allowing 270 yards per contest, while Arkansas ranks 10th nationally in rushing offense with 243 yards per game and they boast the SEC's No. 3 rated running back in Fred Talley.

RANDALL RALLIES TIGERS TO 14-13 WIN OVER OLE MISS

Marcus Randall rallied LSU past Ole Miss, 14-13, on Saturday. Trailing by six with less than 10 minutes left, Randall guided the Tigers on a 10-play, 74-yard drive that culminated with a 27-yard TD pass to Michael Clayton. The Tigers then kept the Rebels from crossing midfield in three possessions down the stretch. Corey Webster intercepted an Eli Manning pass at the LSU 22-yard line with less than two minutes left to end all Rebel hopes. The play of the game for the Tigers came early in the fourth quarter when Demetrius Hookfin intercepted a Manning pass at the 3-yard line to thwart a Rebel scoring opportunity. LSU held Ole Miss to only 279 yards of offense overall and just three second-half points. LSU cut the Rebel lead to 10-7 just before the half when Randall hit Devery Henderson for a 19-yard score with two seconds left.

LSU VS. ARKANSAS: THE FACTS

Date/Time	Friday, Nov. 29 at 1:30 p.m. CT
Location	War Memorial Stadium - 53,727 (Little Rock, Ark.)
Television	CBS
The Series	LSU leads 29-16-2
Last Meeting	Nov. 23 at Baton Rouge (LSU 41, Arkansas 38)

THE SERIES

LSU and Arkansas meet for the 48th time in Little Rock on Friday with the Tigers holding a 29-16-2 lead in the series that dates back to 1901 ... The teams first played in Baton Rouge in 1901, a 15-0 LSU win ... The teams went from 1967 to 1991 without playing a game, however they have met every year since 1992 ... Since Arkansas joined the SEC in 1992, LSU is 6-4 against the Razorbacks ... Last year, LSU posted a 41-38 win in Tiger Stadium ... LSU is 6-4 in Little Rock, however the Tigers have lost their last two games at War Memorial Stadium ... Overall, LSU has won 6 of the last 8 games vs. Arkansas ... LSU coach Nick Saban is 1-1 vs. Arkansas.

LSU		ARKANSAS	
Record	8-3 (5-2 SEC)	Record	8-3 (4-3 SEC)
Ranking	No. 21 Associated Press No. 20 ESPN/USA Today	Ranking	RV Associated Press RV ESPN/USA Today
Last Game	Nov. 23 at Baton Rouge def. Ole Miss, 14-13	Last Game	Nov. 23 at Starkville, Miss. def. Mississippi St, 26-19
Coach	Nick Saban	Coach	Houston Nutt
Career Record	69-36-1/ninth year	Career Record	74-43/10th year
LSU Record	26-10/third year	Ark Record	38-21/fifth year
vs. Ark	1-1	vs. LSU	2-2

LSU Sports Information
PO Box 25095, Baton Rouge, LA 70894

LSUsports.net

Phone - 225.578.8226
Fax - 225.578.1861

MEDIA SERVICES

NICK SABAN INTERVIEW OPPORTUNITIES

MONDAY PRESS LUNCHEON

Each Monday at 11:30 a.m. in the Press Conference Room, which is located on the fifth floor of the LSU Athletic Administration Building, Coach Saban meets with the media. Luncheons are weekly beginning Monday, August 26 through Monday, November 25 with the exception of the open date weeks (Sept. 19 and Oct. 28). Nick Saban's Press Luncheon prior to the Citadel game will be held on Tuesday, Sept. 3. A transcript of coach Saban's opening statement and the first few questions can be found on the internet at www.LSUports.net

SEC TELECONFERENCE

The 12 SEC coaches are featured on a weekly teleconference each Wednesday at 10 a.m. (CT) during the regular season, beginning August 28. Coach Saban speaks for seven minutes starting at 10:07 a.m.. To access the teleconference dial (706) 645-9713.

WEDNESDAY POST PRACTICE

Coach Saban meets with the media immediately after practice on Wednesday's during the regular-season in the Lawton Room, which is located adjacent to Gate 5 of Tiger Stadium.

BY APPOINTMENT

Coach Saban is available by appointment each weekday from 11:30 a.m to 12:30 p.m. Contact Michael Bonnette in the LSU Sports Information Office to schedule an interview with Coach Saban.

LSU PLAYER INTERVIEW OPPORTUNITIES

FOLLOWING THE PRESS LUNCHEON

LSU players will be made available immediately following head coach Nick Saban's press luncheon each Monday afternoon. Requests must be made on (or prior to) the Sunday following the game.

POST PRACTICE

LSU players are available after practice Tuesday and Wednesday by appointment. Interview requests must be to the LSU SID Office by 8 a.m. on the day of the interview. Contact Brian Miller for player interviews.

TRUE FRESHMEN NOT AVAILABLE

True freshmen are not available for any interviews throughout the season unless cleared in advance by the coaching staff and sports information department.

LSU SATELLITE NEWSFEED

Video highlights of LSU football are available via satellite each Monday during the regular-season. The feed is available each Monday beginning August 26 from 3:30-3:45 p.m. CT. The coordinates are Telstar 5, Transponder 19 (C-Band feed). The uplink frequency is 6.305 Horizontal and the downlink frequency is 4.080 Vertical. If there is any trouble with the feed, call (225) 336-2268 or (225) 336-2269.

WHO TO CONTACT

SPORTS INFORMATION OFFICE

(225) 578-8226

Sports Information Director

Michael Bonnette - mbonnet@lsu.edu

Associate Sports Information Director

Brian Miller - bmiller@lsu.edu

ELECTRONIC MEDIA • TELEVISION

(225) 578-1797

Assistant Athletic Director • TV

Kevin Wagner - jwagne2@lsu.edu

Asst. Electronic Media Director

John Schiebe - jschiebe@lsu.edu

ELECTRONIC MEDIA • RADIO

(225) 578-1882

Assistant Athletic Director • Radio

Jim Hawthorne - lsuradio@lsu.edu

ON THE INTERNET

WWW.LSUSPORTS.NET

The Official Website of LSU Athletics is home to all the football knowledge you need. Schedules, results, rosters, bios, statistics and game notes can be found and are always up to date. The **GAMEDAY** section, updated daily, has all relevant info for the upcoming game.

MEDIA.LSUSPORTS.NET

Media can now access images for all LSU athletics teams, including action shots, head shots, logos, etc. To gain access to the high-resolution pictures, email **Michael Bonnette**. You will be assigned a login and a password that will enable you to retrieve pictures. This service is for media use only. Resale of these images is strictly prohibited.

WWW.MEDIATEAMLINK.COM

LSU information is available 24-hours-a-day via Media Teamlink, an internet site that allows media to receive documents via email or fax as soon as they are updated. Register your name, email address and fax number for or contact Pivotal Communications at (770) 399-0096 for this **FREE** service.

Michael Bonnette
mbonnet@lsu.edu

ARKANSAS WEEK

Brian Miller
bmiller@lsu.edu

SUNDAY 24	MONDAY 25	TUESDAY 26	WEDNESDAY 27	THURSDAY 28	FRIDAY 29	SATURDAY 30
player interview requests for Monday afternoon are due to Brian Miller <u>Saban TV Show</u> 10:35 p.m. WBRZ	<u>Press Luncheon</u> 11:30 a.m. - Athletic Building, 5th Floor <u>Player Interviews</u> 12:45 p.m. Media Room <u>Satellite Feed</u> 3:30-3:45 p.m. Telstar 5, T'ponder 19 (C-Band feed)	Practice - 3 p.m. McClendon Practice Facility <u>Post Practice</u> (approx. 5:45 p.m.) Media may meet with players	<u>SEC Teleconference</u> Saban - 10:07 a.m. (706) 645-9713 <u>Post Practice</u> Coach Saban in Lawton Room <u>Radio Show</u> - 7 p.m. Superior Grill	closed practice no interviews HAPPY THANKSGIVING	vs. Arkansas War Memorial Stadium - 1:30 p.m. <u>Post Game</u> Coach Saban is available in the interview area Players are available outside locker room	no practice no interviews

NICK SABAN

HEAD COACH • THIRD YEAR

You can call LSU head coach Nick Saban the complete package. Brought to Baton Rouge following the 1999 season to revive what many considered a sleeping giant, Saban has transformed the LSU football program into one that wins championships, while graduating players at the same time.

Armed with a plan that gives his players a chance to be successful on the field as well as the classroom, Saban's impact on the program has been immediate and it's been powerful.

In just two short years at LSU's head coach, Saban's on-field success has been unmatched as he has guided the Tigers to 18 victories, a pair of bowl wins, including one in a BCS game, and the 2001 Southeastern Conference title.

Off the field, Saban has spearheaded a fundraising effort that has raised more than \$15 million for a state-of-the-art academic center for student-athletes. The new LSU Academic Center for Student-Athletes is all part of Saban's plan to give his players the best opportunity to be successful when they finish their football career.

Saban didn't waste anytime making his impact felt as he guided a team coming off back-to-back losing seasons to an 8-4 mark and a win over 15th-ranked Georgia Tech in the Peach Bowl to rekindle the fire of a proud football tradition in Baton Rouge.

Saban's influence on the Tigers went much further in 2001 as he led LSU to the school's first outright Southeastern Conference title since 1986 with a 31-20 win over second-ranked Tennessee in the SEC title game and followed that win a 47-34 victory over Illinois in the Sugar Bowl, LSU's first New Year's Day Bowl win since 1968.


Beating Tennessee to win the league title is one thing, but the fashion in which Saban and the Tigers did so speaks volumes on the impact he has had on his squad. Playing without two of their offensive standouts, quarterback Rohan Davey and running back LaBrandon Toefield, not only did the Tigers respond to Saban's challenge to step up, they were dominant, outscoring the high-powered Vols offense 21-3 in the second half. LSU's defense allowed just 50 yards rushing.

Losing Davey and Toefield and still overcoming the adversity to win the title game, or any game for that matter, has been a trademark of Saban-coached teams. Teaching the players to trust and believe in each other has been a characteristic that Saban has branded on his squad. Saban preached to his team to play for 60 minutes, to become a dominant team on every play of every game, and to not worry about what the scoreboard read. The players responded.

After the Tigers dropped a 35-24 decision to Ole Miss in Baton Rouge in late October, LSU was practically counted out of the SEC Western Division race. Saban, however, pressed on saying the Tigers would continue to focus on getting better, playing one game at a time, and not worrying about anybody but the next opponent. It worked as the Tigers began to peak during their November run, a stretch that saw LSU win at Alabama, then beat nationally-ranked foes Arkansas and Auburn at home to advance to the SEC title game.

The win over second-ranked Tennessee in the SEC Championship game and then No. 7 Illinois in the Sugar Bowl were just two more steps along the way for the Tigers as Saban continues to restore the winning tradition to an LSU program that will soon be a fixture among the nation's elite in college football.

Prior to LSU, Saban spent five years as the head coach at Michigan State, where he built the Spartans into a perennial BigTen contender after going to four bowl games in five seasons.



SABAN FILE

Full Name: Nick Lou Saban
Born: Oct. 31, 1951
Birthplace: Fairmont, W.Va.
Wife: Terry Constable of Fairmont, W.Va.,
Wedding Day: Dec. 18, 1971
Children: Nicholas and Kristen

COACHING EXPERIENCE

1973-74	Grad. Asst. Coach	Kent State
1975-76	Linebackers Coach	Kent State
1977	Outside LB Coach	Syracuse
1978-79	Secondary Coach	West Virginia
1980-81	Secondary Coach	Ohio State
1982	Secondary Coach	Navy
1983-87	Secondary Coach/ Def. Coordinator	Michigan St.
1988-89	Secondary Coach	Oilers (NFL)
1990	Head Coach	Toledo
1991-94	Def. Coordinator	Browns (NFL)
1995-99	Head Coach	Michigan St.
2000-	Head Coach	LSU

EDUCATION

High School: Monongah (WV) HS, 1969
College: Kent State, 1973 (business)
Masters: Kent State, 1975 (sports admin.)

SABAN YEAR-BY-YEAR

Year	School	Record	Conference	Notes
1990	Toledo	9-2	7-1 (1st)	MAC Co-Champions
1995	Michigan State	6-5-1	4-3-1 (5th)	Independence Bowl
1996	Michigan State	6-6	5-3 (5th)	Sun Bowl
1997	Michigan State	7-5	4-4 (6th)	Aloha Bowl
1998	Michigan State	6-6	4-4 (6th)	Beat No. 1 Ohio State
1999	Michigan State	9-2	6-2 (2nd)	BigTen Runner-Up
2000	LSU	8-4	5-3 (2nd-W)	Peach Bowl Champions
2001	LSU	10-3	5-3 (1st)	SEC and Sugar Bowl Champions
2002	LSU	8-3	5-2	
Total	Ninth Year	69-36-1	46-25	Six Bowls; Two Conference Titles

ACTIVE HEAD COACHES WITHOUT A LOSING SEASON

COACH	TEAM	YEARS
R.C. Slocum	Texas A&M	14
Paul Pasquoni	Syracuse	12
Phillip Fulmer	Tennessee	11
Nick Saban	Tol./Mich. St./LSU	9
Mike Bellotti	Oregon	8
Lloyd Carr	Michigan	8
Tommy Bowden	Tulane/Clemson	8
Bob Pruett	Marshall	6

LSU PLAYER OF THE GAME

OFFENSIVE

Virginia Tech	Andrew Whitworth
Citadel	Domanick Davis
Miami (Ohio)	Lee/Toefield
Mississippi St.	Davis/Reed
UL-Lafayette	Addai/Sale
Florida	Clayton/Henderson
S. Carolina	Marcus Randall
Auburn	Joseph Addai
Kentucky	Devery Henderson
Alabama	Reed/Whitworth
Ole Miss	Clayton/Randall
Arkansas	

DEFENSIVE

Virginia Tech	Chad Lavalais
Citadel	B. James/D. James
Miami (Ohio)	Demetrius Hookfin
Mississippi St.	B. James/Webster
UL-Lafayette	Hill/LeJeune
Florida	B. James/Webster
S. Carolina	Demetrius Hookfin
Auburn	Bradie James
Kentucky	Chad Lavalais
Alabama	Jeremy Lawrence
Ole Miss	Norman LeJeune
Arkansas	

SPECIAL TEAMS

Virginia Tech	Randall Gay
Citadel	Adrian Mayes
Miami (Ohio)	Domanick Davis
Mississippi St.	punt return unit
UL-Lafayette	Alexander/Henderson
Florida	Davis/Bech
S. Carolina	kickoff coverage unit
Auburn	Ryan O'Neal
Kentucky	Devery Henderson
Alabama	Bradie James
Ole Miss	Ryan O'Neal
Arkansas	

LOUISIANA HONORS

Offensive Player of the Week

Domanick Davis, Sept. 30 (Miss. State)
Matt Mauck, Oct. 14 (Florida)
Devery Henderson, Nov. 12 (Kentucky)

Defensive Player of the Week

Bradie James, Sept. 2 (Virginia Tech)
Corey Webster, Sept. 30 (Miss. State)
Norman LeJeune, Oct. 7 (UL-Lafayette)
Corey Webster, Oct. 14 (Florida)
Demetrius Hookfin, Oct. 21 (S. Carolina)

IN THE POLLS

LSU moved up in each of the national polls after the victory over Ole Miss on Saturday. The Tigers are ranked No. 17 in the ESPN/USA Today Coaches poll and No. 18 in the Associated Press poll. LSU has been ranked for 19 consecutive weeks. Under Nick Saban, LSU is 13-6 as a ranked team and 8-6 against Top 25 teams, which includes a 1-2 mark this year. LSU fell in the season-opener to then No. 16 Virginia Tech, 26-8, before posting a 36-7 win over then No. 16 Florida and falling to No. 10 Alabama, 31-0.

TIGERS AND HOGS BATTLE FOR "THE BOOT"

For the seventh consecutive year, LSU and Arkansas will battle for "THE BOOT", a 24-karat gold trophy in the shape of the states of Arkansas and Louisiana that resembles a boot. LSU has won the trophy four times - 1996, 1997, 1999 and 2001 - while Arkansas has claimed the trophy twice, in 1998 and 2000. "The Boot" will sit on the LSU sidelines during Friday's game and will be presented to the winning team following the contest.

TIGERS AND RAZORBACKS TO BATTLE ON CBS

LSU will visit Little Rock on Friday to face Arkansas on national TV on CBS. It will be LSU's 28th appearance on CBS. The Tigers own a 14-12-1 record, including a 4-2 record under **Nick Saban** on CBS. LSU has won three games on CBS, including last year's SEC Championship game victory over Tennessee. The Tigers are 5-2 against Arkansas on CBS, but are just 1-2 in games aired on CBS from Little Rock.

WESTERN DIVISION REP IN SEC TITLE GAME COMES DOWN TO THIS

The winner of Friday's contest between LSU and Arkansas will represent the Western Division in the SEC title game on Saturday, Dec. 7 in Atlanta. This marks the second straight year in which the Tigers will play their final game of the regular-season with a berth in the SEC Championship game on the line. Last year, LSU had to beat Auburn to advance to the title game. Friday's game marks the fifth time since Arkansas joined the SEC in 1992 that the LSU-Arkansas game has either title or bowl ramifications on the line. In 1993, an LSU win over Arkansas would have given the Tigers a 6-5 overall mark and a berth in the Carquest Bowl. In 1995, LSU's 28-0 win over the Razorbacks made them bowl eligible for the first time since 1988. The Tigers were denied, 42-24, in Baton Rouge. In 1996 and 1997, LSU entered the Arkansas game needing a win to tie for the SEC Western Division title. LSU won both games, 17-7, in Little Rock in 1996 and then 31-21 in Baton Rouge a year later. LSU had a chance to claim a share of the SEC Western Division title in 2000, however a 14-3 Razorback win in Little Rock knocked the Tigers out of a tie for the Western Division crown.

TIGERS HAVE ALREADY CLINCHED AT LEAST A SHARE OF WEST TITLE

With LSU's win over Ole Miss on Saturday, the Tigers have clinched no worse than a share of the Western Division title. The title is the second straight for LSU and the fourth in the last seven years. It's also the fourth divisional title for LSU since the SEC went to divisions in 1992. LSU has claimed a share of the Western Division title in 1996, 1997, 2001 and this year. Since 1992, LSU is tied with Alabama and Auburn for most Western Division titles with four each. Arkansas has won a share of the crown three times and could be in on a fourth with a victory on Friday.

CLAUSEN GETS FIRST START... AND RANDALL GETS FIRST SAVE

While technically it would not have been ruled a save, **Marcus Randall** came off the bench last week against Ole Miss and delivered perhaps his best performance as a Tiger. In three quarters of action, Randall connected on 13 of 20 passes for 179 yards and 2 TDs to go along with 31 rushing yards. Randall replaced redshirt freshman **Rick Clausen**, who got his first career start. In one quarter of action, Clausen connected on 2 of 6 passes for 9 yards and 1 interception. Clausen became the first freshman to start at quarterback for the Tigers since 1998 when **Craig Nall** started the season-finale against Arkansas.

WEBSTER AND "HOOK" RANK 1-2 IN SEC IN PICKS

LSU defensive backs **Corey Webster** and **Demetrius Hookfin** rank Nos. 1-2 in the SEC in interceptions with six and five, respectively. Hookfin is actually tied for second in the SEC along with Rashad Baker of Tennessee. Webster and Hookfin both had crucial interceptions against Ole Miss. Hookfin's fourth quarter interception came on the Tiger 3-yard line and prevented at least a field goal that could have given the Rebels a 16-7 lead. Webster's interception came with less than two minutes left in the contest and halted an Ole Miss drive at midfield.

ONE-POINT WIN SNAPS STREAK

LSU's one-point victory over Ole Miss snapped a streak of three straight losses for the Tigers in games decided by a single point. LSU had not won a game decided by a single point since a 7-6 decision against Vanderbilt in 1997. During that span, the Tigers had losses of 28-27 to Georgia in 1998, 23-22 to Georgia in 1999 and 17-16 to Mississippi State in 1999.

LEJEUNE SAVES BEST FOR LAST GAME IN TIGER STADIUM

Senior strong safety **Norman LeJeune** may have saved the best performance of his career for his last appearance in Tiger Stadium as he led the Tigers with 13 tackles (10 solo) to go with 2 sacks and another tackle-for-loss in the 14-13 win over Ole Miss. LeJeune sacked Eli Manning twice in the second half and his TFL also came after half-time. LeJeune led the Tiger defense with 3 pass deflections. For the year, LeJeune ranks second on the squad in both tackles (93) and sacks (4.0). He also has 7 TFLs and 13 PBUs.

SABAN ONE WIN SHY OF MOST WINS BY COACH IN FIRST 3 YEARS

Nick Saban enters the Arkansas contest with 26 wins as LSU's head coach, that ties **Bill Arnsparger** and **Gerry DiNardo** for second-most victories by a coach in his first three years in Tigertown. **Bernie Moore** won 27 games in his first three seasons at LSU to hold down the top spot. Under Saban, the Tigers went 8-4 in 2000, then 10-3 last year and they currently stand at 8-3 this season. Saban also has 15 regular-season SEC wins during that span, that's one shy of the mark of 16 held by Moore and DiNardo.

MARCUS' TWO-MINUTE DRILL

One thing is certain and that's LSU quarterback **Marcus Randall** can run the 2-minute drill. Since taking over as LSU's quarterback against South Carolina in week 7, Randall has led the Tigers on 11 drives that have resulted in touchdowns. Of those 11 drives, five have taken two minutes or less to complete. Against Ole Miss on Saturday, Randall led the Tigers on a 7-play, 76-yard drive just before the half that took only 54 seconds and resulted in a 19-yard TD pass to **Devery Henderson** with two seconds left in the first half. Against Kentucky, LSU had TD scoring drives of 1:50, 14 seconds and 11 seconds and against South Carolina he engineered a TD scoring drive that took only 2:05.

TAKING NOTE UNDER NICK SABAN ...

LSU is 7-2 in November ... The Tigers are 17-4 at home, which includes an 8-3 SEC mark and a 14-3 record at night ... The Tigers are 7-1 in games decided by seven points or less ... LSU is 21-1 when leading at halftime and 21-1 when leading after the third quarter ... LSU is 20-0 when it scores at least 30 points in a game and 26-1 when they score 20 or more points ... LSU is 11-0 when having a 100-yard rusher.

LSU'S HENDERSON OUT FOR SEASON WITH A FRACTURED FOREARM

Devery Henderson's second quarter TD reception came with a pretty lofty price as the junior from Opelousas fractured his forearm in two places on the catch. Henderson had surgery on the arm on Sunday in Baton Rouge and he will miss the remainder of the season. For the year, Henderson ranked second on the team with 23 receptions for 447 yards and a team-best eight TDs. His eight TDs ranked as the fifth-highest total in school history, just three shy of tying Wendell Davis' record of 11 set in 1986.

LSU'S REMAIN GOOD ON "SENIOR DAY"

After LSU's 14-13 come-from-behind victory over Ole Miss on Saturday, LSU's last four senior classes were all ushered out of Tiger Stadium victorious as the Tigers have won their home-finale this season and each of the last three years, including a 27-14 victory over Auburn last season that clinched the SEC Western Division title. As a matter of fact, LSU has won seven of its last eight home-finales dating back to 1995 when the Tigers clinched their first bowl bid in the 1990's with a 28-0 win over Arkansas. Alabama's 22-16 win over LSU in 1998 marks the only "Senior Day" loss for the Tigers over the last seven years.

IT'S OFFICIAL: IT'S "THE BLUEGRASS MIRACLE"

Over 10,000 votes were cast the week following LSU's last-second win over Kentucky on LSUsports.net to determine the name for the play that lifted the Tigers to a 33-30 win over the Wildcats in Lexington on Nov. 9. "The Bluegrass Miracle" was the runaway winner. With 4,497 votes, "THE BLUEGRASS MIRACLE" easily beat out "The Bluegrass Bomb" for the name of the 75-yard **Marcus Randall-to-Devery Henderson**

SEC HONORS

Offensive Player of the Week

Devery Henderson, Nov. 11 (Kentucky)
Marcus Randall, Nov. 24 (Ole Miss)

Defensive Player of the Week

Corey Webster, Oct. 14 (Florida)
Demetrius Hookfin, Oct. 21 (S. Carolina)

Special Teams Player of the Week

John Corbello, Sept. 16 (Miami-Ohio)

NATIONAL HONORS

Nagurski Defensive Player of the Week

Corey Webster, Oct. 15 (Florida)

CBS Sportsline Player of the Week

Corey Webster, Week 8 (Florida)

CNN.com Mid-Season All-America

Bradie James, LB
Corey Webster, CB (*Honorable Mention*)

ESPN the Magazine Top 100 Players

Bradie James, No. 8

National Scholar-Athlete Class

Bradie James, *Nat'l Football Foundation*

TIGERS IN THE NFL

(as of Oct. 22)

Player	Team
Josh Booty	Cleveland Browns
Rohan Davey	New England Patriots
Alan Faneca	Pittsburgh Steelers
Kevin Faulk	New England Patriots
Trev Faulk	Dallas Cowboys
Larry Foster	Detroit Lions
Howard Green	Baltimore Ravens
Jarvis Green	New England Patriots
Tory James	Oakland Raiders
Eddie Kennison	Kansas City Chiefs
Clarence LeBlanc	New York Giants
Kevin Mawae	New York Jets
Todd McClure	Atlanta Falcons
Anthony McFarland	Tampa Bay Bucs
Kenny Mixon	Minnesota Vikings
Marcus Price	Buffalo Bills
Josh Reed	Buffalo Bills
Wade Richey	San Diego Chargers
Mark Roman	Cincinnati Bengals
Robert Royal	Washington Redskins
Denard Walker	Denver Broncos
Chuck Wiley	Minnesota Vikings
Louis Williams	Carolina Panthers

TRACKING THE TIGERS

Week	AP	Coaches	BCS
Preseason	14	13	
Aug. 27	14	14	
Sept. 2	24	23	
Sept. 8	25	22	
Sept. 15	24	20	
Sept. 22	22	20	
Sept. 29	21	19	
Oct. 6	18	15	
Oct. 13	14	12	
Oct. 20	10	10	9
Oct. 27	17	15	14
Nov. 3	16	14	NR
Nov. 10	14	12	13
Nov. 17	21	20	NR
Nov. 24	18	17	Nov. 25
Dec. 1			
Dec. 8			
Final			

ASSOCIATED PRESS

No	Team	Rec.	Points
1	Miami (Fla.) (71)	10-0	1,823
2	Ohio State (2)	13-0	1,748
3	Oklahoma	10-1	1,654
4	Iowa	11-1	1,625
5	Georgia	10-1	1,513
6	USC	9-2	1,421
7	Notre Dame	10-1	1,366
8	Kansas State	10-2	1,305
9	Washington State	9-2	1,239
10	Texas	9-2	1,196
11	Penn State	9-3	1,019
12	Michigan	9-3	958
13	Colorado	8-3	924
14	Alabama	9-3	849
15	Florida	8-3	757
16	Colorado State	10-2	743
17	Pittsburgh	8-3	619
18	LSU	8-3	559
19	Boise State	11-1	372
20	Auburn	8-4	370
21	NC State	10-3	300
22	Virginia Tech	8-3	284
23	Florida State	8-4	255
24	West Virginia	8-3	251
25	Maryland	9-3	120

ESPN/USA TODAY

No	Team	Rec.	Points
1	Miami (Fla.) (60)	10-0	1,524
2	Ohio State (1)	13-0	1,462
3	Iowa	11-1	1,377
4	Oklahoma	10-1	1,346
5	Georgia	10-1	1,253
6	USC	9-2	1,195
7	Notre Dame	10-1	1,146
8	Kansas State	10-2	1,089
9	Washington State	9-2	1,025
10	Texas	9-2	991
11	Florida	8-3	865
12	Penn State	9-3	784
13	Colorado State	10-2	760
14	Michigan	9-3	741
15	Colorado	8-3	698
16	Boise State	11-1	499
17	LSU	8-3	468
18	Pittsburgh	8-3	406
19	Virginia Tech	8-3	370
20	NC State	10-3	354
21	West Virginia	8-3	293
22	Florida State	8-4	272
23	Maryland	9-3	175
24	Hawaii	9-2	157
25	Auburn	8-4	147

touchdown pass. "The Bluegrass Bomb" accumulated 2,415 votes, while Hail Henderson had 1,785 votes and "Miracle on the Bluegrass" 1,261 votes. LSUsports.net, the official web site of LSU Athletics, also received 398 write-in emails with suggestions ranging from "Lucky in Kentucky" to "The Devine Deflection" to "It Works Devery Time" and "The Lexington Longshot". One fan submitted song lyrics for the play, while other suggestions included t-shirt ideas and cartoon drawings.

SABAN ADDS ANOTHER NOTCH TO HIS SEC BELT

With LSU's win over South Carolina on Oct. 19, Nick Saban has now recorded at least one victory over every SEC team that he has faced. The only two SEC teams that Saban has yet to beat are the only two hasn't faced - Georgia and Vanderbilt.

TOE'S RETURN GETS HIM OVER 2,000

On **LaBrandon Toefield's** first carry of his return against Alabama, he gained seven yards, giving him 2,004 yards for his career, making the junior the ninth player in LSU history to reach 2,000 career rushing yards. He enters the Arkansas game with 2,054 yards in his career, ranking him ninth on the all-time list.

TOE MOVES UP IN CAREER ATTEMPTS

LaBrandon Toefield moved up to sixth on the LSU career rushing attempts list with his 17 carries against Ole Miss. He passed Garry James (491) and now has 495 carries in his career.

RODNEY REED NAMED TO ACADEMIC ALL-DISTRICT TEAM

LSU offensive tackle **Rodney Reed** has been named to the 2002 Verizon Academic All-District IV Football team as announced by the College Sports Information Directors of America. Reed, a junior from West Monroe, La., has now been a first team all-district selection for two straight years. Last year, Reed earned second team academic all-America honors. He's also a two-time member of the Southeastern Conference Academic Honor Roll. Reed, who has started 30 consecutive games for the Tigers, has a 3.93 grade point average in accounting.

HOW LOUD DOES IT GET?

TIGER STADIUM is called one of the toughest places to play as well as one of the loudest. Against Alabama, members of the LSU Department of Geology and Geophysics gathered information about just how loud Tigers Stadium gets. Just after the opening kickoff, the ground motion in the stadium reached 90 decibels. That is twice as loud as a Boeing 747 taking off.

WHEN IT'S THIRD DOWN TIGERS GO TO CLAYTON

Michael Clayton has become LSU's "go to" man on third down situations this year as the sophomore wideout has 15 third-down receptions this year that have resulted in either a touchdown or a first down. Of Clayton's 44 receptions this year, 34 percent have come on third down. In addition, of Clayton's 572 receiving yards, 219 have come on those 15 third-down receptions (38.2 percent). All five of Clayton's receiving TDs this year have come on third down - two against Miami (Ohio), two vs. UL-Lafayette and the game-winner against Ole Miss.

HENDERSON HAS RECORD DAY AT KENTUCKY

Junior receiver **Devery Henderson** grabbed a career-high 201 receiving yards and three touchdowns in the thrilling 33-30 victory over Kentucky. He became the first LSU receiver to have at least 200 receiving yards since **Josh Reed** had 239 against Illinois in the Sugar Bowl. Henderson also became the first Tigers to pull down three touchdowns since Reed accomplished the feat against Tennessee on Sept. 30, 2000. Henderson's 40.2 per catch average vs. Kentucky tied a school-record, which was set by **Carlos Carson** in 1977. Carson had identical numbers of 5 catches for 201 yards in LSU's 77-0 win over Rice in 1977. The only difference in Carson and Henderson is that all five of Carson's receptions went for touchdowns.

HENDERSON MAKES MOST OF RECEPTIONS

With his touchdown reception in the second quarter of the Ole Miss game, junior **Devery Henderson** had caught LSU's last six TD passes. Henderson had a pair of TD receptions vs. Florida, then pulled in all three receiving scores at Kentucky. The streak was snapped when **Michael Clayton** pulled in a 27-yard touchdown from **Marcus Randall** in the fourth quarter of the Ole Miss game. For the year, Henderson has caught

8 TD passes, the fifth-highest total in the SEC this year and the seventh-best total in school history. With 20 receptions this year, Henderson is averaging a TD reception every 4.0 catches.

TIGERS NEARLY UNBEATABLE AFTER HALLOWEEN UNDER SABAN

Once the month turns to November, the Tigers have become nearly unbeatable under Nick Saban as LSU sports a 11-2 mark in games after October under the third-year coach. Last year, LSU was 4-3 at the conclusion of October. The Tigers then reeled off six straight wins to finish with a 10-3 overall mark. In 2000, the Tigers were 3-1 in post-October games, the lone loss coming in a driving rainstorm against Arkansas in Little Rock. Dating back to Saban's last year at Michigan State, he's posted a 14-2 mark in post-October games, with eight of the 16 games coming against teams ranked in the Top 25.

TIGERS SWEEP SEC EAST FOES

With the win over Kentucky on Saturday, the Tigers completed their regular-season with a 3-0 mark against the SEC Eastern Division this year. The three wins signals the first sweep by LSU over the east since 1997 when LSU beat Florida, Kentucky and Vanderbilt. Since the league went to divisional format, LSU has gone perfect against the SEC East prior to this season only one time (1997) in a single-season. Dating back to last year, LSU has won five straight regular-season contests against SEC Eastern Division teams, and counting the SEC Championship game, the Tigers have won six consecutive games against opponents from the other division. LSU is 7-3 vs. the SEC East under Nick Saban.

IT MUST BE THE HALFTIME SPEECH

Whether it's the halftime motivational speech or adjustments by the coaching staff, something is going on in the LSU locker room at halftime as the Tigers have outscored their opponents 79-27 in the third quarter this year, including 72-17 in the last eight games. Against SEC opponents, the third quarter score is 55-17. On Oct. 19, LSU trailed 14-6 at halftime and then promptly went out and held South Carolina to 1 yard of offense in the third quarter, while outscoring the Gamecocks 25-0. Auburn and Kentucky are the only SEC teams to score a touchdown in the third quarter against the Tigers this year. Last week, Ole Miss scored a field goal in the third quarter as the Tiger defense held the Rebels to just 38 yards on 19 plays in the third stanza.

LSU'S JAMES GANG DEFENSE FOURTH NATION IN TOTAL DEFENSE

LSU's JAMES GANG defense, named for captain Bradie James, enters the Arkansas contest ranked fourth the nation in total defense (270.4 ypg). The James Gang also ranks second in pass defense (144.5 ypg), fourth in pass efficiency defense (88.5 rating) and the Tigers are ninth in scoring defense (16.5 points per game). LSU leads the SEC in pass efficiency defense, in pass defense and the Tiger rank second in the league in total defense and scoring defense.

LSU'S DEFENSE HAS PITCHED SHUTOUTS IN 19 QUARTERS THIS YEAR

LSU's defense has shutout its opponent in 19 of a possible 44 quarters of football this year, including the first and third quarters vs. Alabama two weeks ago. In SEC games, the Tigers have helped opponents scoreless in 10 of out 28 quarters. In 13 games (or 52 quarters) last year, LSU held its opponents scoreless in 19 quarters, 13 of which came in SEC games.

THE DEFENSE IS TURNING IT OVER

LSU's JAMES GANG defense has not just been good at shutting down opposing offenses. The Tigers have forced 23 turnovers this season, better than two per game. Dating back to the 2000 season, LSU has forced a turnover in 24 consecutive games.

JAMES WAS SEMIFINALISTS FOR BUTKUS AND LOMBARDI AWARDS

LSU linebacker Bradie James was a semifinalist for both the Butkus and Lombardi Awards. While James didn't make the finalist list for either award, he still was among only 11 semifinalists for the Butkus Award and one of only 12 for the Lombardi Award.

BRADIE REACHES CENTURY MARK FOR THIRD STRAIGHT YEAR.

Senior linebacker Bradie James has recorded at least 100 tackles in each of the past three seasons after collecting 14 tackles in the Oct. 26th loss at Auburn. Currently James has 129 tackles this season. He had 113 last year as a junior and 110 as a sophomore in 2000. The West Monroe, La., native is just the second Tiger in history to record three straight

2002 SEC STANDINGS

EASTERN DIVISION

<u>Team</u>	<u>SEC</u>	<u>Pct.</u>	<u>Overall</u>
Georgia	7-1	.875	10-1
Florida	6-2	.750	8-3
Tennessee	4-3	.571	7-4
South Carolina	3-5	.375	5-7
Vanderbilt	0-8	.000	2-10
* Kentucky	3-4	.429	7-4

WESTERN DIVISION

<u>Team</u>	<u>SEC</u>	<u>Pct.</u>	<u>Overall</u>
LSU	5-2	.714	8-3
Auburn	5-3	.625	8-4
Arkansas	4-3	.571	8-3
Ole Miss	2-5	.286	5-6
Mississippi State	0-7	.000	3-8
* Alabama	6-2	.750	9-3

* - not eligible for league title

THIS WEEK IN THE SEC

Nov. 28

Mississippi State at Mississippi • 6:45 p.m.

Nov. 29

LSU vs. Arkansas (at Little Rock) • 1:30 p.m.

Nov. 30

Kentucky at Tennessee • 11:30 p.m.

Georgia Tech at Georgia • 2:30 p.m.

Alabama at Hawaii • 6:45 p.m.

Florida at Florida State • 7 p.m.

-- all times Central --

WATCHING THE OPPONENTS

VIRGINIA TECH (8-3) vs. Virginia

Last week: lost to West Virginia, 21-18

CITADEL (3-9) season over

Last week: def. Charleston Southern, 53-19

MIAMI (OH) (7-5) season over

Last week: lost to UCF, 48-31

MISSISSIPPI ST. (3-8) at Ole Miss

Last week: lost to Arkansas, 26-19

UL-LAFAYETTE (3-9) season over

Last week: lost to UL-Monroe, 34-10

FLORIDA (8-3) at #23 Florida State

Last week: open date

SOUTH CAROLINA (5-7) season over

Last week: lost to Clemson, 27-20

AUBURN (7-4) awaiting bowl bid

Last week: def. #9 Alabama, 17-7

KENTUCKY (7-4) at Tennessee

Last week: open date

ALABAMA (9-3) at Hawaii

Last week: lost to Auburn, 17-7

OLE MISS (6-5) vs. Mississippi State

Last week: lost to #21 LSU, 14-13

ARKANSAS (8-3) vs. #18 LSU

Last week: def. Mississippi State, 26-19

TIGER TRENDS

2002 SABAN

September	3-1	8-4
October	3-1	7-4
November	2-1	7-2
December-January	0-0	4-0

LSU'S CONFERENCE RECORD

at home	3-1	9-3
on the road	2-1	6-6
neutral	0-0	1-0

LSU'S NON-CONFERENCE RECORD

at home	3-0	8-1
on the road	0-1	0-1
neutral	0-0	2-0

LSU VS. RANKED OPPONENTS

at home	0-1	4-2
on the road	1-1	1-4
neutral	0-0	3-0

LSU'S RECORD IN GAMES

decided by 7 pts or less	2-0	7-1
decided by 3 pts or less	2-0	3-0
Away during the day	1-2	2-4
Away at night	1-0	4-2
Home during the day	2-0	4-1
Home at night	4-1	13-3

LSU'S RECORD WHEN SCORING

less than 20 points	1-3	1-9
20+ points	7-0	25-1
25+ points	7-0	24-0

LSU'S RECORD WHEN ALLOWING

14 or fewer points	7-0	16-2
24 or fewer points	7-0	19-2
25+ points	1-3	7-8

LSU'S RECORD WHEN

Leading after the 1st qtr	5-0	18-2
Leading after the 2nd qtr	6-0	21-1
Leading after the 3rd qtr	6-0	19-1
Tied after the 4th qtr	0-0	2-0
Trailing after the 1st qtr	3-2	6-7
Trailing after the 2nd qtr	2-3	5-9
Trailing after the 3rd qtr	1-3	4-9

LSU'S RECORD WITH

less than 300 yards	0-3	2-7
400+ yards total offense	5-0	18-1
500+ yards total offense	0-0	5-0
600+ yards total offense	0-0	2-0
less than 100 yards rush	0-1	1-5
100+ yards rushing	8-2	25-5
150+ yards rushing	7-1	16-2
200+ yards rushing	7-0	10-0
250+ yards rushing	2-0	4-0
less than 200 yards pass	6-3	9-6
300+ yards passing	0-0	7-1
350+ yards passing	0-0	5-1
400+ yards passing	0-0	3-0
450+ yards passing	0-0	2-0

LSU'S RECORD WHEN ALLOWING

less than 200 total yards	1-0	2-1
less than 300 total yards	7-1	9-3
less than 400 total yards	8-2	20-5
400+ yards total offense	0-1	6-5
less than 100 yards rush	5-0	14-0
100+ yards rush	3-3	12-10
less than 200 yards pass	6-3	11-5
less than 250 yards pass	8-2	17-6
less than 300 yards pass	8-2	21-7
300+ yards pass	0-0	5-2

100-tackle seasons. Linebacker Al Richardson was the first to accomplish the feat recording 129 tackles in 1980, 150 in 1981 and 121 in 1982.

JAMES NEARING SINGLE SEASON TACKLES MARK

Bradie James enters the Arkansas game with 129 tackles, 22 away from breaking Al Richardson's record for tackles in a season. Richardson made 150 stops during the 1981 season. James' 129 tackles this year ranks as the third-highest single-season total in LSU history. James is only one stop away from moving past Richardson's 129 tackles, which he recorded in 1980.

BRADIE JAMES NAMED NATIONAL SCHOLAR-ATHLETE

The National Football Foundation and College Hall of Fame announced linebacker **Bradie James** has been named to the 2002 National Scholar-Athlete Class, which includes 14 players from all divisions. The award, an \$18,000 post-graduate scholarship is one of the top academic honors available to college football players. Past LSU recipients of the award include punter Chad Kessler in 1997, quarterback Sol Graves in 1990 and center Nacho Albergamo in 1987.

BRADIE NOW SECOND IN CAREER TACKLES

Among other feats senior linebacker **Bradie James** has accumulated during his career at LSU, he is now second in career tackles in Tiger history. James has 393 entering the Arkansas game and is 60 away from becoming LSU's all-time leader in tackles. He passed Lawrence Williams with 15 stops against Alabama, leaving only Al Richardson in the senior's way to the top.

JAMES GANG CONTINUES TO BE STINGY

LSU's defense continues to be the mark of consistency as the Tigers have allowed only three opponents to surpass the 300-yard mark this season. Auburn, Kentucky and Alabama are the only teams this year to record more than 280 yards of offense against LSU. AU had 321 in a 31-7 win over LSU on Oct. 26, UK recorded 375 total yards in the 33-30 loss on Nov. 9th and Alabama gained 477 yards. Prior to the Auburn game, LSU had held its first seven opponents to fewer than 300 yards of total offense. In addition, LSU went the first six games before allowing a team go over the 250-yard mark. South Carolina snapped the string in Week 7 with 275 yards against the Tigers. Here's a look at the yardage for LSU's opponents this season: Virginia Tech (231 yards), Citadel (236), Miami (224), Mississippi State (249), Louisiana-Lafayette (70), Florida (237), South Carolina (275), Auburn (321), Kentucky (375), Alabama (477) and Ole Miss (279).

LSU'S RETURN TEAMS ARE SPECIAL....

LSU's return team combination of **Domanick Davis**, **Devery Henderson** and **Shyrone Carey** have turned into a dominating trio for the Tigers. The Tigers lead the SEC and rank second in the nation in kickoff return average at 25.5 yards per return. The Tigers rank third in the SEC and 14th nationally in punt returns with a 14.4 average.

....AND SO IS THE KICKOFF COVERAGE UNIT

While LSU's return teams get most of the publicity, the Tiger kickoff coverage team has been just as good as they rank second the league by allowing only 16.7 yards per return. On 46 kickoff returns this year against LSU, the Tigers have allowed 766 yards. Over the last six games, LSU has allowed 282 yards on 19 returns, for an average of 14.8 a return. Miami (Ohio) had a 41-yard return, the longest return against the Tigers this year.

DAVIS MOVES PAST THE 5,000 ALL-PURPOSE YARD MARK

With 135 all-purpose yards vs. Kentucky, **Domanick Davis** became just the third player in LSU history and only the sixth player in SEC history to surpass with 5,000-yard mark for all-purpose yards. Davis enters the Arkansas contest with 5,452 all-purpose yards - 2,067 in kickoff returns, 1,119 in punt returns, 1,904 rushing and 362 receiving.

DOUBLE D CONTINUES TO ADD TO RETURN RECORDS

With 12 punt return yards and 45 kickoff return yards against Ole Miss, **Domanick Davis** continues to add to his school record in both categories. Davis holds the LSU career mark in both categories with 2,067 kickoff return yards and 1,119 punt return yards.

DOMANICK CONTINUES ALL-PURPOSE STREAK

Domanick Davis ran his streak of games with at least 100 all-purpose yards to six

straight and 15 of 16 with 165 yards against Ole Miss on Saturday. Davis currently ranks second in the SEC and seventh in the nation with 166.3 all-purpose yards per contest. Earlier this year, Davis produced 286 all-purpose yards against Mississippi State, which ranks as the fifth-best total in LSU history. This year, Davis has touched the ball 232 times - 166 rushing, 34 punt returns, 19 kickoff returns and 13 receptions and he's averaging 7.8 yards per touch.

DAVIS CLOSSES IN ON LSU'S SEASON PUNT RETURN MARK

With 492 yards in punt returns, **Domanick Davis** has already recorded the second-highest single-season total in LSU history. Davis, who owns the LSU career punt return record, needs 48 yard to overtake **Pinky Rohm** (1937) for the single-season record. In what is one of the oldest records on the LSU books, Rohm returned 35 punts for 539 yards and three TD's in 1937.

GET ON THE BOARD FIRST EQUALS SUCCESS

The Tigers are 5-0 this season when scoring first and 20-2 under **Nick Saban** when they do so. The last time LSU lost a game in which they scored first was last season at Tennessee. The only other loss came after scoring first came at Auburn in 2000.

LSU'S MAGIC NUMBER: 20

LSU is almost automatic under **Nick Saban** when they score at least 20 points in a game, posting a 25-1 record. However, the Tigers are 1-8 when not reaching the 20-point plateau under Saban. LSU was 8-0 in 2000, 10-1 in 2001 and is 7-0 this season when reaching 20 points. The only loss during that span was a 35-24 defeat to Ole Miss.

30 ALSO MAGIC FOR SABAN'S TIGERS

LSU is even better under **Nick Saban** when scoring at least 30 points. The Tigers are 20-0 overall, which includes a 7-0 mark this year, when reaching the 30-point mark. The Tigers were 5-0 in 2000 and 8-0 last year when scoring at least 30 points in a contest. In fact, LSU has won its last 22 games when scoring at least 30 points, including two wins in the 1999 season. The last time LSU lost a game in which 30 points was Nov. 21, 1998, when Notre Dame defeated the Tigers 39-36 in South Bend. Included among the 22 straight wins when scoring at least 30 points is a 30-28 victory over Alabama in 2000 followed by a 35-21 win over the Crimson Tide in 2001.

LSU GETS FIRST WIN SINCE 1997 WHEN SCORING UNDER 20 POINTS

LSU's 14-13 win over Ole Miss marked the first time a Tiger team won a game when scoring fewer than 20 points since a 7-6 victory over Vanderbilt in 1997.

RECORD SET FOR PUTTING 30 ON THE BOARD

LSU had put at least 30 points on the scoreboard for a school-record six straight games before failing to do so in the 31-7 loss at Auburn. The previous record was five straight games during the tail end of the 1968 season and into the 1969 season. The 2002 Tigers put up 35 against The Citadel, 33 against Miami (Ohio), 31 against Mississippi State, 48 against Louisiana-Lafayette, 36 against Florida and 38 against South Carolina. The previous mark was set against Tulane (34) and Florida State (31) in 1968 and Texas A&M (35), Rice (42) and Baylor (63) in 1969.

SHUTOUT STREAKS SNAPPED AT SCHOOL RECORD 72 GAMES

By being shutout by Alabama, LSU's school record of 72 games without being shutout came to an end. Prior to the game, the Tigers had not been shutout in 72 straight games. The last time the Tigers were shutout was in 1996 by Alabama (27-0).

MOVING UP FRESHMAN SACKS LIST

LSU rookie **Melvin Oliver** continues to move up the school sacks list for freshman. Through 11 games, Oliver has recorded five sacks, which ties him with **James Gillyard** (1992) and **Ron Sancho** (1985) for the second-most sacks by a freshman in school history. **Jarvis Green** (1998) holds the freshman mark with eight sacks. Oliver had a season-best 2.5 sacks in the win over South Carolina on Oct. 19th.

GET A RUSHER TO 100 AND THE TIGERS WIN

When it comes to LSU football and 100-yard rushing games, the Tigers have proven to be tough to beat. Ten times since **Nick Saban** took over in 2000, LSU has had a player rush for 100 yards and 10 times the Tigers have come away with a victory. **Domanick Davis** has four of those 100-yard rushing games. Overall, LSU is 164-25 all-time when

LSU CAREER RECORD BOOK

RUSHING YARDS

1	Kevin Faulk	1995-98	4,557
...			
7	Rondell Mealey	1996-99	2,238
8	Brad Davis	1972-74	2,165
9	LaBrandon Toefield	2000-pres	2,054
10	Domanick Davis	1999-pres	1,904

RUSHING ATTEMPTS

1	Dalton Hilliard	1982-85	882
...			
6	Garry James	1982-85	491
7	LaBrandon Toefield	2000-pres	475
8	Brad Davis	1972-74	456
9	Rondell Mealey	1996-99	453
10	Domanick Davis	1999-pres	428

RUSHING TOUCHDOWNS

1	Kevin Faulk	1995-98	46
...			
4	Terry Robiskie	1973-76	29
	Rondell Mealey	1996-99	29
6	Harvey Williams	1986-90	27
	Garry James	1982-85	27
8	LaBrandon Toefield	2000-pres	26

CAREER RECEPTIONS

1	Wendell Davis	1984-87	183
2	Josh Reed	1999-2001	167
3	Eric Martin	1981-84	152
4	Jerel Myers	1999-pres	143

RECEIVING YARDS

1	Josh Reed	1999-2001	3,001
...			
6	Todd Kinchen	1988-91	1,911
7	Jerel Myers	1999-pres	1,820

ALL-PURPOSE YARDS

1	Kevin Faulk	1995-98	6,833
2	Domanick Davis	1999-pres	5,452

PUNT RETURN YARDS

1	Domanick Davis	1999-pres	1,119
2	Eddie Kennison	1993-95	947

KICKOFF RETURN YARDS

1	Domanick Davis	1999-pres	2,067
2	Robert Dow	1973-76	1,780

SCORING

1	Kevin Faulk	1995-98	318
2	Dalton Hilliard	1982-85	302
3	David Brownlyke	1986-89	292
4	John Corbello	1999-pres	262

FIELD GOALS

1	David Brownlyke	1986-89	61
2	John Corbello	1999-pres	43

TACKLES

1	Al Richardson	1979-82	454
2	Bradie James	1999-pres.	393

LSU SEASON RECORD BOOK

ALL-PURPOSE YARDS

1	Kevin Faulk	1988	2,109
2	Kevin Faulk	1996	2,104
3	Josh Reed	2001	1,860
4	Domanick Davis	2002	1,829

FRESHMAN RUSHING YARDS

1	Dalton Hillard	1982	901
...			
5	LaBrandon Toefield	2000	682
6	Rondell Mealey	1996	603
7	Kendall Cleveland	1995	562
8	Joseph Addai	2002	431

RECEIVING TOUCHDOWNS

1	Wendell Davis	1986	10
...			
4	three players tied		9
7	Devery Henderson	2002	8

PUNT RETURN YARDS

1	Pinky Rohm	1937	539
2	Domanick Davis	2002	492

TACKLES

1	Al Richardson	1981	150
2	Lawrence Williams	1981	144
3	Al Richardson	1980	129
	Bradie James	2002	129

INTERCEPTIONS

1	two players tied		8
3	two players tied		7
5	Corey Webster	2002	6
	four other players		6
10	Demetrius Hookfin	2002	5
	several others		5

SEC RECORD BOOK

CAREER ALL-PURPOSE YARDS

1	Kevin Faulk	1995-98	6,833
2	Herschel Walker	1980-82	5,749
3	James Brooks	1977-80	5,596
4	Domanick Davis	1999-pres	5,452

CAREER PUNT RETURN YARDS

1	Lee Nalley	1947-49	1,695
...			
5	Junie Hovious	1938-41	1,142
6	Domanick Davis	1999-pres	1,119
	Harry Gilmer	1944-47	1,119
	Greg Richardson	1983-86	1,119

SEASON PUNT RETURN YARDS

1	Lee Nalley	1948	791
...			
4	Thomas Bailey	1991	528
5	Mike Fuller	1974	502
6	Junie Hovious	1940	498
	Lee Nalley	1949	498
8	Domanick Davis	2002	492

having a 100-yard rusher. LSU's last loss when having a 100-yard rusher came on Nov. 7, 1998, when Kevin Faulk posted 201 yards in a 22-16 loss to Alabama.

ADDAI RANKS EIGHTH AMONG LSU FRESHMEN FOR RUSHING YARDS

With 431 yards this year for the Tigers, running back **Joseph Addai** ranks eighth place in LSU history for freshman rushing yards. **Dalton Hillard** holds the school's freshman rushing record with 902 yards in 1982, while **Kevin Faulk** stands in second place with 852 yards in 1995. LSU's current backfield of Addai, **LaBrandon Toefield** and **Domanick Davis** all rank among the top 10 in LSU history in freshman rushing yards. Toefield had 682 yards as a freshman in 2000 to rank 5th in school history, while Davis had 274 yards in 1999 for 10th place.

DOMANICK CREEPS UP IN SEC CAREER RECORDS FOUR CATEGORIES

Domanick Davis enters the Ole Miss game ranked second in SEC career kick return yards (punts and kickoffs) with 3,129, second in kickoff return yards with 2,022, eight in punt return yards with 1,107 and sixth in all-purpose yards with 5,287.

CLAYTON'S STILL GOING

Sophomore receiver **Michael Clayton** has caught a pass in all 24 games (including the 2002 Sugar Bowl) of his career. In that span, he has pulled down at least five receptions in 10 games, including at least five catches in five games in the 2002 season.

CORBELLO KICKING TO THE TOP

Senior place kicker **John Corbello** moved past **Charles Alexander** into fourth place on the LSU career points list with nine points against Kentucky. He now has 263 career points and is 30 points away from passing **David Browndyke** into third-place. Corbello ranks second in school history with 46 career field goals, 15 fewer than Browndyke, LSU's career leader. Corbello is fifth in the SEC this season in scoring, averaging 6.3 points per game.

JONES BOOTS HIS WAY INTO THE RECORD BOOKS

Junior punter **Donnie Jones** punted his way into the LSU record books against Kentucky, in fact he booted his way right to the top of the record books. Jones nailed an 86-yard punt in the first quarter, bettering the previous school record of 76 yards by **Ray Coates** on Oct. 7, 1944 against Rice. Jones' 86-yard punt went from the LSU 13-yard line to the UK 1-yard line. It's the sixth-longest punt in the history of the SEC. Jones also connected for a 60-yard punt later in the game.

MYERS ON THE MOVE

Senior receiver **Jerel Myers** enters the Arkansas game, the last regular season game of his career, in fourth place on the LSU career receptions list. The Houston, Texas, native has 143 receptions for 1,820 yards in his career. He is also seventh in career receiving yards with 1,820, 92 away from passing **Todd Kinchen** and moving into sixth.

SPREADING IT OUT

A trademark of the **Jimbo Fisher** offense is spreading the ball around and the Tigers have done a good job of that thru nine games this year as 12 different players have caught at least one pass. **Michael Clayton** leads all LSU receivers with 41 receptions for 559 yards and five touchdowns. Of the 12 different receivers for the Tigers this year, six are wide outs, four are running backs, and two are tight ends. Last year, 15 different players caught passes for the Tigers. In 2000, 13 players caught at least one pass.

MAUCK UNDERGOES SURGERY; OUT EIGHT WEEKS

LSU sophomore quarterback **Matt Mauck** underwent surgery on Oct. 20 to repair a sprained ligament in the mid-foot area of his right foot. Mauck, who suffered the injury in a 36-7 win over Florida on Oct. 12, is expected to be out of action for eight weeks. The surgery was performed by LSU team doctors Brent Bankston and Larry Ferachi. Bankston said the surgery went extremely well and said the procedure involved placing two screws in Mauck's foot to stabilize the joint. Mauck started the first six games of the year for the Tigers, leading LSU to a 5-1 mark. He completed 63 of 130 passes for 782 yards, nine touchdowns and only two interceptions. He rushed for 175 yards and two TD's. Mauck had a streak of 88 consecutive passes without an interception.

THE LAST TIME



#24 ARKANSAS

38



LSU

41

NOV. 23, 2001 • BATON ROUGE, LA. • 89,560

LSU OUTSCORES ARKANSAS, 41-38

LaBrandon Toefield rushed for 173 yards and three touchdowns while Rohan Davey passed for 359 yards and three scores as the Tigers held off 24th-ranked Arkansas, 41-38, in Tiger Stadium. Toefield scored on a 62-yard run just four plays into the game. However, the Tigers kept the Razorbacks in the game with five turnovers, including three in the first half. Arkansas led 13-7 early before the Tigers rallied for a 20-19 halftime lead. LSU stretched the lead to 41-25 with just 8:21 to play on a 17-yard Toefield score. Arkansas scored a pair of touchdowns to make it close in the final three minutes.

SCORING

ARKANSAS	10	9	6	13	-38
LSU	7	13	7	14	-41

LSU	13:32	1st	Toefield 62-yard run (Corbello kick)
UA	9:41	1st	Matt Jones 3-yard run (O'Donohoe kick)
UA	1:00	1st	O'Donohoe 27-yard field goal
UA	9:09	2nd	O'Donohoe 27-yard field goal
LSU	3:23	2nd	Toefield 9-yard run (Corbello kick)
UA	1:19	2nd	Richard Smith 15 pass from Jones (pass failed)
LSU	0:51	2nd	Reed 20-yard pass from Davey (pass failed)
LSU	8:17	3rd	Clayton 60-yard pass from Davey (Corbello)
UA	3:49	3rd	Hamilton 61 pass from Jones (pass failed)
LSU	9:09	4th	Reed 38-yard pass from Davey (Corbello kick)
LSU	8:21	4th	Toefield 17-yard run
UA	6:29	4th	Wilson 17-yard pass from Clark (pass failed)
UA	2:27	4th	Hamilton 15 pass from Clark (O'Donohoe kick)

STATISTICAL COMPARISON

CATEGORY	LSU	ARK	SEC RANKING	
			LSU	ARK
Record:	8-3	8-3		
Conference:	5-2	5-3		
Scoring Offense:	25.7	30.2	8th	4th
Total Offense:	341.5	377.4	9th	5th
Rushing Offense:	196.5	243.2	4th	1st
Passing Offense:	144.9	143.2	10th	12th
Scoring Defense:	16.5	18.0	2nd	5th
Total Defense:	270.4	336.8	2nd	8th
Rushing Defense:	125.9	104.4	4th	2nd
Passing Defense:	144.5	232.5	1st	122th
KO Ret. Avg.:	25.5	22.9	1st	4th
Punt Ret. Avg.:	14.4	12.6	3rd	4th
Time of Poss.:	31:15	29:41	3rd	6th
3rd Down Conv.:	33.3	34.4	12th	11th
Opp. 3rd-D Conv.:	30.4	30.1	4th	3rd
TO Margin:	+1	+21	7th	1st

STATISTICAL LEADERS

LSU		ARKANSAS	
PASSING YARDS/GAME			
Marcus Randall	86.3	Matt Jones	116.9
Randall as starter	148.8	Tarvaris Jackson	18.4
RUSHING YARDS/GAME			
Domanick Davis	70.8	Fred Talley	83.4
LaBrandon Toefield	54.3	Matt Jones	50.3
Joseph Addai	43.1	De'Arrius Howard	48.5
RECEIVING YARDS/GAME			
Michael Clayton	52.0	George Wilson	42.7
Jerel Myers	14.4	Richard Smith	38.2
Reggie Robinson	10.8	Decori Birmingham	12.8

THE SERIES: LSU LEADS 29-16-2

1901:	LSU, 15-0	Dec. 5 at Baton Rouge
1906:	Tie, 6-6	Nov. 29 at Baton Rouge
1907:	LSU, 17-12	Nov. 6 at Baton Rouge
1908:	LSU, 36-4	Nov. 26 at Little Rock
1909:	UA, 16-0	Nov. 13 at Memphis
1910:	UA, 51-0	Nov. 24 at Little Rock
1911:	UA, 11-0	Nov. 30 at Little Rock
1912:	LSU, 7-6	Nov. 16 at Little Rock
1913:	LSU, 12-7	Nov. 8 at Shreveport
1914:	UA, 20-12	Nov. 7 at Shreveport
1915:	LSU, 13-7	Nov. 5 at Shreveport
1916:	LSU, 17-7	Nov. 5 at Shreveport
1917:	UA, 14-0	Nov. 3 at Shreveport
1919:	LSU, 20-0	Oct. 25 at Shreveport
1920:	LSU, 3-0	Nov. 6 at Shreveport
1921:	LSU, 10-7	Nov. 5 at Shreveport
1922:	UA, 40-6	Oct. 28 at Shreveport
1923:	UA, 26-13	Oct. 27 at Shreveport
1924:	UA, 10-7	Nov. 1 at Shreveport
1925:	UA, 12-0	Oct. 31 at Shreveport
1926:	LSU, 14-0	Nov. 6 at Shreveport
1927:	UA, 28-0	Oct. 29 at Shreveport
1928:	UA, 7-0	Nov. 3 at Shreveport
1929:	UA, 32-0	Nov. 2 at Shreveport
1930:	LSU, 27-12	Nov. 1 at Shreveport
1931:	LSU, 13-6	Oct. 24 at Shreveport
1932:	LSU, 14-0	Oct. 22 at Shreveport

1933:	LSU, 20-0	Oct. 21 at Shreveport
1934:	LSU, 16-0	Oct. 20 at Shreveport
1935:	LSU, 13-7	Oct. 19 at Shreveport
1936:	LSU, 19-7	Oct. 24 at Shreveport
*1947:	Tie, 0-0	Jan. 1 at Dallas
1953:	LSU, 9-8	Nov. 21 at Little Rock
1954:	LSU, 7-6	Nov. 20 at Shreveport
1955:	LSU, 13-7	Nov. 19 at Little Rock
1956:	LSU, 21-7	Nov. 24 at Shreveport
*1966:	LSU, 14-7	Jan. 1 at Dallas
1992:	UA, 30-6	Nov. 27 at Fayetteville
1993:	UA, 42-24	Nov. 27 at Baton Rouge
1994:	LSU, 30-12	Nov. 26 at Little Rock
1995:	LSU, 28-0	Nov. 18 at Baton Rouge
1996:	LSU, 17-7	Nov. 29 at Little Rock
1997:	LSU, 31-21	Nov. 28 at Baton Rouge
1998:	UA, 41-14	Nov. 27 at Little Rock
1999:	LSU, 35-10	Nov. 26 at Baton Rouge
2000:	UA, 14-3	Nov. 24 at Little Rock
2001:	LSU, 41-38	Nov. 23 at Baton Rouge

* denotes Cotton Bowl games
 At Baton Rouge: LSU leads, 6-1-1
 At Fayetteville: Arkansas leads 1-0
 At Little Rock: LSU leads, 6-4
 At Shreveport: LSU leads 16-9
 At neutral sites: Series tied, 1-1-1

CAREER STATS VS. ARKANSAS

<u>Rushing</u>	<u>G</u>	<u>Att.</u>	<u>Yds.</u>	<u>TD</u>
D. Davis	3	21	86	1
L. Toefield	1	30	173	3

<u>Passing</u>	<u>G</u>	<u>Att.</u>	<u>Comp.</u>	<u>Yds.</u>	<u>TD</u>	<u>Int.</u>
none						

<u>Receiving</u>	<u>G</u>	<u>Rec.</u>	<u>Yds.</u>	<u>TD</u>
J. Myers	3	10	92	0
R. Robinson	3	8	167	2
M. Clayton	1	4	83	1

<u>Defense</u>	<u>G</u>	<u>Tack</u>	<u>TFL</u>	<u>Sack</u>	<u>Int</u>
B. James	2	20	3-3	1-1	0-0
C. Lavalais	2	9	1-2	1-2	0-0



JAMES GANG



DEFENSE

WHERE THEY STAND

Category	No.	SEC	Nation
Scoring Defense	16.5	2nd	9th
Total Defense	70.4	2nd	4th
Pass Defense	144.5	1st	2nd
Rushing Defense	125.9	4th	34th
Opp 1st Downs	166	1st	n/a
Opp 3rd-D Conv.	30.3	4th	n/a
Pass Eff. Defense	88.48	1st	4th

NEW YEAR ... NEW DEFENSE

Year(s)	Pts	Total	Pass	Rush
2000-01	20.4	358.9	238.8	120.1
2002	16.5	270.4	144.5	125.9
Change	-3.9	-88.5	-94.3	5.8
Percent	19.1	24.7	39.5	(4.8)

• The **JAMES GANG DEFENSE** is led by senior captain **Bradie James**. Bradie, a semifinalist for the Butkus Award and team captain, calls all the shots as the MIKE (middle) linebacker.

• All 11 starters on the defense are from the state of Louisiana.

• LSU held seven consecutive opponents to **FEWER THAN 300** total yards this year. It is the first time since 1976 that a Tiger defense has held seven consecutive opponents under 300 yards.

• The Tigers allowed UL-Lafayette just 70 total yards, the fewest allowed by a Tiger defense **SINCE 1966**. Later in the year, offensive juggernaut Florida passed for only 163 yards and four interceptions against the stingy LSU pass defense.

• Only two opponents have thrown for more than 200 yards against the James Gang this season. Kentucky's powerful passing attack mustered just 221 yards in the air and Eli Manning only cracked 200 on the final play of the game.

• Opponents are converting a miniscule 30.3 percent of their third-down opportunities against the Tigers this year. At one point, LSU **STOPPED 24 STRAIGHT** third-down conversion attempts.

• LSU has forced a turnover in every game this season, including six games with more than one. The Tigers have forced a turnover in 24 consecutive games.

• Six of the touchdowns given up by LSU have been on drives of fewer than 30 yards. The drives (27, 29, 2, 28, 22, 8) came when the opposing offense had a short field following a shanked punt, a pair of blocked punts, a fumble and two interceptions.

• Nearly 40 percent (258 of 693) of opponents offensive plays this year have gone for **NO GAIN OR NEGATIVE YARDAGE**.

• LSU has given up just 15 pass plays of more than 20 yards this season.

ABOUT THE JAMES GANG

MLB BRADIE JAMES • SR

Team captain ... Won Class 5A State Championship in Louisiana as a senior ... Louisiana 5A Defensive MVP in 1998 ... Butkus Award semifinalist.

RE MARQUISE HILL • SO

Named National HS Lineman of the Year by ESPN recruiting guru Tom Lemming as a senior in 2000.

LE MARCUS SPEARS • SO

Top tight-end prospect in America coming out of high school, while also being a First-Team All-State defender in 2000.

DE/DT KENDERICK ALLEN • SR

Second-team HS All-America (by USA Today) ... Had offseason knee surgery.

DT CHAD LAVALAIS • JR

In high school, he was a linebacker, running back, kick returner and punter ... On Lombardi Award watch list.

CB DEMETRIUS HOOKFIN • SR

Starter for three years ... Leads SEC in passes broken up.

SLB JEREMY LAWRENCE • SR

Freshman All-SEC performer in 1999 who has started all four years for LSU.

SS NORMAN LEJUENE • SR

Has played linebacker, cornerback and now safety in his collegiate career.

CB COREY WEBSTER • JR.

Played wide receiver the last two years ... Has team best five interceptions, just six less than his career reception total.

DE MELVIN OLIVER • FR.

Led No. 1 defense in Alabama as a senior in high school.

GAME-BY-GAME STATISTICS

GAME	YDS/ CARRY	PASS EFFIC.	PLAYS OF 0 OR LESS	3 & OUT	DRIVES PAST 50	3RD DN. CONV.	TO'S	LONG PLAY	RUSH	PASS	TOT	PTS
Virginia Tech	3.3	89.00	29.2%	5	7	26.7%	1	34	166	65	231	26
Citadel	3.8	60.44	37.9%	5	2	25.0%	2	34	132	104	236	10
Miami (Ohio)	1.7	116.71	33.3%	3	2	22.2%	1	21	29	195	224	7
Mississippi St.	2.9	54.71	45.2%	4	7	26.3%	3	39	88	161	249	13
UL-Lafayette	2.4	40.20	50.0%	12	2	0.0%	3	14	17	53	70	0
Florida	3.0	62.77	45.0%	3	4	41.2%	4	23	74	163	237	7
S. Carolina	4.9	90.76	32.7%	3	3	20.0%	2	60	148	127	275	14
Auburn	4.8	173.82	26.7%	2	11	50.0%	1	48	216	105	321	31
Kentucky	4.4	157.81	37.5%	3	5	41.7%	2	55	154	221	375	30
Alabama	5.6	108.67	27.8%	2	7	50.0%	1	33	300	177	477	31
Ole Miss	2.2	96.35	42.4%	5	7	31.3%	3	26	61	218	279	13
Arkansas												
TOTAL	3.6	88.48	37.2%	47	57	30.4%	23	60	125.9	144.5	270.4	16.5

IT'S SATURDAY NIGHT IN DEATH VALLEY



5 10 15 20 25 30 35 40 45 45 40 35 30 25 20 15 10 5



“That’s as exciting as an environment as you can have. I thought the crowd was a factor for us because we had communication problems we haven’t had the first two games or we haven’t had at Michigan or Ohio State.”

- head coach Terry Hoepfener, Miami (Ohio), Sept. 14, 2002

- LSU began playing football in Tiger Stadium in 1924 and is currently in its 79th year in the venerable stadium on **SATURDAY NIGHT**.
- Under **Nick Saban**, the Tigers have posted a **17-4 HOME RECORD**, including a 4-2 mark against ranked opponents. Against conference foes, Saban is 8-3 in Death Valley. In home games at night, LSU is 13-3 since Saban took over.
- LSU has won **NINE OF ITS LAST 10** games at home, including an eight-game win streak. That was the longest home streak for the Tigers since winning eight straight from 1995-96.
- More than **85,000 FANS** have attended each of LSU’s last 19 home games. In that span, the Tigers have eclipsed the 90,000 mark 13 times, including a school-record 92,141 for last year’s Auburn contest, which LSU won 27-14.
- A **SCHOOL-RECORD** 63,017 season tickets were sold this year, not counting the more than 15,000 seats reserved for students. Last year, 62,600 season tickets were sold.
- Since national attendance figures began being kept in 1957, LSU has ranked in the top 20 all 45 seasons. The Tigers have been in the top 15 for 43 of the 45 years and in the top 10 on 37 occasions, including 32 straight from 1957-88. Fourteen times, LSU has ranked in the **TOP FIVE IN THE NATION**, including the last two.
- Since 1960, LSU owns a stellar **182-61-4 (.745)** record in traditional Tiger Stadium night games. On the other hand, the Tigers are just 14-20-3 (.419) at home during the day in that span.
- Death Valley is the **FIFTH LARGEST** on-campus stadium in the nation holding 91,600 fans.

THE LEGEND

“Baton Rouge happens to be the worst place in the world for a visiting team. It’s like being inside a drum.”

-- **PAUL “BEAR” BRYANT**

“It makes a body tingle -- these folks go berserk when the band marches on the field.”

-- **DOUGLAS LOONEY, Sports Illustrated**

“The Tiger Stadium sound was like nothing I had ever heard in my life. It’s not like any other place.”

-- **BILL CURRY**

“College football is never better than when there’s a good team in Tiger Stadium.”

-- **LEE CORSO**

EARTHQUAKE GAME

October 6, 1988. Tommy Hodson connected with Eddie Fuller on 4-and-10 with 1:41 to play for the game-winning touchdown as LSU upset No. 4 Auburn. The play caused such a thunderous explosion from the crowd of 79,341 that the tremor caused by the vibrations measured on the seismograph across campus.

HALLOWEEN NIGHT


October 31, 1959. No. 1 LSU trailed No. 3 Ole Miss, 3-0, late in the fourth quarter when Billy Cannon fielded a punt off the bounce at the 11-yard line. He raced 89 yards, careening off seven Rebel defenders, to paydirt to give the Tigers victory and all but clinch the 1959 Heisman Trophy.

BY THE NUMBERS

- 92,141** the largest crowd (Auburn, 2001)
- 1,500** old dorm rooms below the east & west stands
- .700** winning percentage after 483 home games
- 182-61-4** night record since 1960
- 89** yard punt return by Billy Cannon to beat Ole Miss on Halloween Night in 1959
- 79** th year of LSU football in Tiger Stadium dating back to 1924
- 70** “Tiger Den” skybox suites in the East Upper Deck
- 37** years ranked in the top 10 in the nation in attendance
- 17** straight wins to set school record from 1935-37
- 17-4** is LSU’s home record since Nick Saban took over
- 13** times the crowd has exceeded 90,000 for a game
- 9** undefeated home seasons
- 5** the fifth largest on-campus stadium in the nation
- 3** times named the toughest place in the nation to play a road game
- 2** trips by the “ESPN College GameDay” crew
- 1** length of LSU’s latest Tiger Stadium win streak
- 1** win over a No. 1 ranked team (def. Florida, 28-21, in 1997)

BUTKUS AWARD SEMIFINALIST
 LOMBARDI AWARD SEMIFINALIST

ALL-AMERICA CANDIDATE
 NATIONAL-SCHOLAR ATHLETE



The Best of Both Worlds

LSU LINEBACKER BRADIE JAMES



>> ON THE FIELD

- > Leader of LSU's "James Gang" defense that ranks fourth in the nation in total defense by allowing only 270.4 yards per game. The Tigers also rank second in the nation in pass defense (144.5 yards per game), fourth in pass efficiency defense (88.5 rating) and ninth in scoring defense (16.5 points per game).
- > Spearheaded an LSU defense that held its first six opponents to 250 yards or less in each game. In all, LSU has held eight of its 11 foes to less than 300 yards.
- > Ranks second in the SEC and ninth nationally with 12.4 tackles a contest. Currently has 124 tackles this year, becoming only the second player in LSU history with 100 or more tackles in three seasons.
- > Ranks second in school history with 393 career tackles.
- > One of only 11 players named as semifinalists for the 2002 Butkus Award, which is given annually to the nation's top linebacker.
- > One of only 12 players named as a semifinalists for the 2002 Lombardi Award, which is given to college football's top lineman or linebacker.
- > Has recorded 11 or more tackles seven times this year, including a career-best of 19 against Virginia Tech.
- > Rated the No. 2 linebacker in the nation by the Sporting News during the preseason as well as being selected a preseason All-America by several publications.
- > 2001 First Team All-SEC.
- > LSU Team Captain.



>> OFF THE FIELD

- > One of only 14 players in all NCAA divisions to receive the prestigious National Football Foundation Scholar-Athlete Award in 2002.
- > Will graduate in May with a degree in Criminology.
- > Nominee for Disney's Wide World of Sports Spirit Award for 2002.
- > Active participant within the LSU community in service events, including visiting sick children at area hospitals, giving motivational and inspirational talks to youth football teams as well as local junior high and schools.
- > 2001 SEC Academic Honor Roll selection

>> BRADIE JAMES 2002 GAME-BY-GAME STATISTICS

OPPONENT	SOLO	AST	TOTAL	TFL-YDS	SACKS		
					NO-YDS	INT-YDS	QBH
Virginia Tech	11	8	19	0.5-3	1-3	0-0	3
The Citadel	7	11	18	1.0-3	0-0	0-0	3
Miami (Ohio)	5	2	7	0.0-0	0-0	1-0	0
Mississippi State	5	7	12	1.0-5	0-0	0-0	1
UL-Lafayette	2	6	8	1.0-5	1-5	0-0	2
Florida	7	4	11	0.5-1	0-0	0-0	1
South Carolina	5	6	11	1.0-1	0-0	0-0	1
Auburn	9	5	14	0.5-1	0-0	0-0	0
Kentucky	4	5	9	0.0-0	0-0	0-0	3
Alabama	9	6	15	1.0-1	0-0	0-0	1
Ole Miss	2	3	5	1.0-2	0-0	0-0	1
TOTALS	66	63	129	7.5-22	2-8	1-0	16

>> BRADIE JAMES' CAREER DEFENSIVE STATISTICS

YEAR	G-GS	UT	AT	TT	TBL	SACKS	INT.
1999	10-0	31	10	41	7-36	3-28	0-0
2000	11-10	56	54	110	8-32	5-25	0-0
2001	12-11	78	35	113	8-14	3-4	0-0
2002	11-11	66	63	129	7.5-22	2-8	1-0
TOTALS	43-31	231	162	393	30.5-102	13-65	1-0



DOMANICK DAVIS

Double

DOUBLE D

#31

LSU RUNNING BACK


RETURN SPECIALIST

>> ON THE FIELD

- > Ranks second in the SEC and **seventh in the nation** in all-purpose yardage (166.3) despite splitting running back duties with First-Team All-SEC running back LaBrandon Toefield in the first five games of the year.
- > Having the **12th best season in SEC history** in terms of all-purpose yards with one game remaining.
- > Has touched the ball 232 times this year - 166 rushing, 34 punt returns, 19 kickoff returns and 13 receptions - and is averaging **7.9 yards per touch**.
- > Has eight games with more than 150 all-purpose yards and three with more than 200 yards.
- > Ran for career-high 122 yards against Mississippi State on just 17 carries. Davis added his second 100-yard rushing game with 113 against South Carolina. He is **averaging 80.7 yards** per game against SEC foes.
- > Has three multiple touchdown games this season, coming against The Citadel, Mississippi State and UL-Lafayette.
- > Against Mississippi State, he posted **286 all-purpose yards** which was a career best and fourth best in school history.
- > Ranks 12th in the nation and **second in the SEC** in yards per punt return with 16.0 yards per return and has returned one punt for a touchdown.
- > Had two other **punt return touchdowns** (82 yards vs. Virginia Tech, 81 vs. Citadel) called back due to illegal blocks.
- > Has punt returns of 41 and 57 this year to set up touchdowns.
- > With **5,452 career all-purpose yards**, he is third in LSU history and sixth in SEC history. His 1,664 yards this year is fourth best in a single season in school annals.
- > Owns the LSU career punt return yardage record kickoff return yardage record. In SEC history, he ranks eighth and second in punt return yards and kickoff return yards, respectively.
- > Has accounted for **34.4 percent** of LSU's yards this season.

>> DOMANICK DAVIS' BY THE NUMBERS

2002	SEC	NCAA
Rushing Yards/Game	7th	76th
All-Purpose Yards /Game	2nd	7th
Punt Return Average	2nd	12th
Kickoff Return Avg.	7th	25th
SEASON RECORDS	LSU	SEC
All-Purpose Yards	4th	12th
Punt Return Yards	2nd	8th
Kickoff Return Yards	7th (tie)	---
Total Kick Return Yards	1st	5th (tie)
CAREER RECORDS	LSU	SEC
Rushing Yards	10th	---
All-Purpose Yards	2nd	4th
Punt Return Yards	1st	6th (tie)
Kickoff Return Yards	1st	2nd
Total Kick Return Yards	1st	2nd



>> DOMANICK DAVIS' CAREER STATISTICS

YEAR	G-GS	RUSHING				RECEIVING				PUNT RETURNS			KICK RETURNS			ALL-PURPOSE	
		NO.	YDS	AVG	TD	NO.	YDS	AVG	TD	NO.	YDS	AVG	NO.	YDS	AVG	YDS	YDS/GM
1999	11-0	64	274	4.3	3	13	94	7.2	0	12	66	5.5	25	618	24.7	1052	95.6
2000	11-1	123	445	3.6	5	9	120	13.3	0	27	298	11.0	27	572	21.2	1435	130.5
2001	11-1	75	406	5.4	5	3	49	16.3	0	22	263	12.0	19	418	22.0	1136	103.3
2002	11-9	166	779	4.6	6	13	99	7.6	0	34	492	14.5	17	414	24.2	1829	166.3
TOTALS	44-11	428	1904	4.4	19	38	362	9.5	0	95	1119	11.7	90	2067	23.0	5452	123.9

LSU TIGERS

DEPTH CHART

OFFENSE

X	3	Jerel Myers	5-11	183	Sr.
	81	Skyler Green	5-9	189	Fr.
	87	Blain Bech	6-1	179	Jr.
LT	76	Andrew Whitworth	6-7	320	Fr.-RS
	68	Terrell McGill	6-4	323	Fr.
LG	72	Stephen Peterman	6-4	325	Jr.
	77	Peter Dyakowski	6-4	300	Fr.
	75	Brian Johnson	6-4	315	Fr.
C	55	Ben Wilkerson	6-4	300	So.
	66	John Young	6-3	305	Sr.
	61	Jimmy Courtenay	6-2	304	Jr.
RG	73	Rob Sale	6-2	315	Sr.
	64	Rudy Niswanger	6-5	293	Fr.-RS
RT	60	Rodney Reed	6-4	280	Jr.
	71	Nate Livings	6-5	322	Fr.
TE	47	Eric Edwards	6-5	264	Jr.
	88	Demetri Robinson	6-3	250	So.
	82	David Jones	6-4	252	Fr.-RS
Z	14	Michael Clayton	6-4	192	So.
	4	Reggie Robinson	6-2	195	Sr.
	17	Bennie Brazell	6-1	165	Fr.-RS
	2	Shyrone Carey	5-6	185	So.
QB	12	Marcus Randall	6-2	218	So.
	16	Rick Clausen	6-2	177	Fr.-RS
TB	31	Domanick Davis	5-10	215	Sr.
	22	LaBrandon Toefield	6-0	225	Jr.
	10	Joseph Addai	6-0	202	Fr.-RS
FB	30	Solomon Lee	6-1	237	Sr.
	44	Brandon Hurley	6-3	289	Fr.-RS
	32	Jason Spadoni	6-0	207	Fr.

DEFENSE

LE	84	Marcus Spears	6-4	295	So.
	54	Kenderick Allen	6-6	318	Sr.
	90	Melvin Oliver	6-3	255	Fr.-RS
LT	54	Kenderick Allen	6-6	318	Sr.
	96	Byron Dawson	6-2	296	Sr.
	98	Torran Williams	6-4	290	Jr.
RT	93	Chad Lavalais	6-3	289	Jr.
	95	Kyle Williams	6-3	299	Fr.
	97	Brandon Washington	6-4	295	Fr.
RE	94	Marquise Hill	6-7	294	So.
	54	Kenderick Allen	6-6	318	Sr.
	92	Bryce Wyatt	6-4	264	Jr.
Sam	56	Jeremy Lawrence	6-3	242	Sr.
	85	Ryan Willis	6-4	254	Fr.
	27	Eric Alexander	6-3	225	Jr.
Mike	11	Bradie James	6-3	248	Sr.
	99	Jason LeDoux	6-3	245	Jr.
	50	Willie Demps	6-1	232	Fr.
Will	58	Lionel Turner	6-2	255	So.
	46	Cameron Vaughn	6-4	225	Fr.
	34	Dorsett Buckles	5-10	222	So.
LCB	21	Randall Gay	5-11	174	Jr.
	13	Corey Webster	6-0	197	Jr.
	29	Travis Daniels	6-1	184	So.
SS	36	Norman LeJeune	6-1	204	Sr.
	26	Travis Moses	6-1	184	Jr.
FS	8	Jack Hunt	6-1	189	Jr.
	7	Adrian Mayes	6-1	211	Jr.
RCB	33	Demetrius Hookfin	5-11	173	Sr.
	13	Corey Webster	6-0	197	Jr.
	1	Ronnie Prude	5-11	175	So.

SPECIALISTS

PR	31	Domanick Davis	5-10	215	Sr.	P	80	Donnie Jones	6-3	217	Jr.
	2	Shyrone Carey	5-6	185	So.		40	John Corbello	5-11	225	Sr.
KOR	31	Domanick Davis	5-10	215	Sr.	SNP	51	Wendell York (punts)	5-11	201	Sr.
	3	Jerel Myers	5-11	183	Sr.		55	Ben Wilkerson (FG)	6-4	300	So.
PK	40	John Corbello	5-11	225	Sr.	HLD	87	Blain Bech	6-1	179	Jr.
	43	Andre Boagni	5-9	171	Fr.		14	Michael Clayton	6-4	192	So.

ARKANSAS RAZORBACKS

DEPTH CHART

OFFENSE

SE	88	George Wilson	6-1	205	Jr.
	28	Sparky Hamilton	6-4	215	Sr.
	38	Tom Crowder	6-2	200	Jr.
LT	75	Bo Lacy	6-4	302	Jr.
	79	Nathan Ball	6-4	275	Sr.
LG	79	Nathan Ball	6-4	275	Sr.
	60	Scott Davenport	6-2	300	Jr.
C	65	Dan Doughty	6-2	290	Jr.
	58	Josh Melton	6-5	312	Sr.
RG	50	Jerry Reith	6-3	300	Jr.
	71	Mark Bokermann	6-5	315	Jr.
	70	Kyle Roper	6-3	285	Fr.
RT	73	Shawn Andrews	6-5	330	So.
	69	Zac Tubbs	6-6	357	Fr.
TE	80	Jason Peters	6-5	315	So.
	95	Marcellus Poydras	6-5	260	Sr.
FL	8	Richard Smith	5-10	186	Jr.
	32	Decor Birmingham	6-0	200	So.
	5	Gerald Howard	5-7	195	Sr.
QB	9	Matt Jones	6-5	225	So.
	17	Tarvaris Jackson	6-3	225	Fr.-RS
	10	Ryan Sorahan	6-4	222	Jr.
RB	20	Fred Talley	5-9	188	Sr.
	26	De'Arrius Howard	6-0	220	Fr.-RS
	4	Cedrick Cobbs	6-1	225	Jr.
	29	Kyle Dickerson	5-9	200	Fr.-RS
FB	33	Mark Pierce	6-0	240	So.
	47	Brandon Kenndey	6-0	232	Fr.

DEFENSE

Bandit	56	Raymond House	6-3	276	Sr.
-or-	42	Gavin Walls	6-2	225	Sr.
	90	Justin Scott	6-2	260	Jr.
T	91	Pervis Osborne	6-4	270	Sr.
-or-	56	Raymond House	6-3	276	Sr.
	44	Scott Summers	6-0	300	Sr.
N G	92	Arrion Dixon	6-4	295	So.
	91	Pervis Osborne	6-4	270	Sr.
	44	Scott Summers	6-0	300	Sr.
E	98	Elliot Harris	6-4	265	So.
	11	Wes Murphy	6-2	245	Fr.
MLB	46	Clarke Miller	6-2	242	Fr.-RS
-or-	15	Jeb Huckeba	6-4	235	So.
	34	Shane Collins	6-2	215	So.
SLB	43	Caleb Miller	6-3	220	Jr.
	27	Pierre Brown	6-0	227	Fr.-RS
WLB	22	Tony Bua	5-11	218	Jr.
	39	Jimarr Gallon	5-11	196	Jr.
	27	Pierre Brown	6-0	227	Fr.-RS
FC	1	Lawrence Richardson	5-10	188	Jr.
	30	Eddie Jackson	6-0	190	Jr.
SS	14	Jimmy Beasley	5-11	196	Jr.
	25	Bo Mosley	5-10	185	Jr.
	21	Lerinezo Robinson	6-0	188	Fr.-RS
FS	6	Ken Hamlin	6-2	197	Jr.
	16	Shelton Parker	5-9	177	Jr.
	31	Vickeil Vaughn	6-1	190	Fr.
BC	8	Ahmad Carroll	5-11	10-	So.
	25	Bo Mosley	5-10	185	Jr.

SPECIALISTS

PK	49	Davis Carlton	6-1	184	So.	KR	32	Decor Birmingham	6-0	200	So.
	41	Brennan O'Donohoe	6-0	190	Jr.		4	Cedrick Cobbs	6-1	225	Jr.
							8	Ahmad Carroll	5-11	10-	So.
P	35	Richie Butler	6-1	190	Sr.	PR	32	Decor Birmingham	6-0	200	So.
SNP	51	Chuck Nalley	5-11	230	Sr.		19	Carlos Ousley	6-0	177	Fr.
	59	Mark Stavely	5-11	215	Sr.	HLD	13	Dowell Loggins	5-5	165	Jr.

SPECIAL TEAMS DEFENSE

Player	Tot	Solo	Asst	Other
VA TECH				
Bradie James	5	2	3	
N. LeJeune	2	1	1	
Lionel Turner	0	0	0	FR
CITADEL				
Jason Spadoni	2	2	0	
Bradie James	1	1	0	FF
Wendell York	0	0	0	FR
MIAMI (OHIO)				
Adrian Mayes	2	2	0	
Ronnie Prude	2	2	0	
Bradie James	1	1	0	
MISSISSIPPI STATE				
Travis Moses	2	2	0	
Adrian Mayes	2	2	0	
M. Clayton	1	1	0	
ULL				
D. Henderson	2	2	0	
Jason Spadoni	2	2	0	
Jack Hunt	2	0	2	
Adrian Mayes	1	1	0	
FLORIDA				
Jack Hunt	2	1	1	
Corey Webster	1	1	0	
D. Henderson	1	1	0	
Adrian Mayes	1	1	0	
N. LeJeune	1	1	0	
SOUTH CAROLINA				
M. Clayton	2	1	1	
C. Webster	1	1	0	
Adrian Mayes	1	1	0	
Jack Hunt	1	1	0	
AUBURN				
Ryan O'Neal	2	2	0	FF, FR
Wendell York	1	1	0	
Randall Gay	1	1	0	
Bradie James	1	1	0	
KENTUCKY				
Adrian Mayes	2	2	0	FR
D. Henderson	2	2	0	
M. Clayton	2	2	0	
Donnie Jones	2	2	0	
ALABAMA				
Bradie James	1	0	1	
Adrian Mayes	1	0	1	
Wendell York	1	0	1	
M. Clayton	1	0	1	
OLE MISS				
Ryan O'Neal	1	0	1	
D. Henderson	1	0	1	
M. Clayton	1	0	1	
Chad White	1	0	1	

TURNOVERS

OPPONENT	LSU					OPPONENT				
	Fum	Int	Tot	Pts Off	Margin	Pts Off	Tot	Fum	Int	
Virginia Tech	1	1	2	0	-1	7	1	1	0	
Citadel	2	1	3	14	-1	3	2	1	1	
Miami (OH)	1	0	1	7	even	0	1	0	1	
Mississippi St.	3	0	3	3	even	10	3	0	3	
UL-Lafayette	2	0	2	13	+1	0	3	2	1	
Florida	0	0	0	13	+4	0	4	0	4	
South Carolina	0	0	0	10	+2	0	2	0	2	
Auburn	1	4	5	0	-4	17	1	1	0	
Kentucky	0	0	0	3	+2	0	2	2	0	
Alabama	2	0	2	0	-1	7	1	0	1	
Ole Miss	3	1	4	0	-1	6	3	1	2	
Arkansas										
TOTALS	15	7	22	63	+1	50	23	6	15	

LSU BIG PLAYS

OPPONENT	RUSHING				PASSING				SPECIAL TEAMS	
	15+	20+	30+	40+	20+	30+	40+	50+	Block	Ret. TD
Virginia Tech	0	0	0	0	0	0	0	0	0	0
Citadel	3	3	1	1	0	0	0	0	0	0
Miami (OH)	4	0	0	0	4	1	0	0	0	0
Mississippi St.	3	1	0	0	1	1	0	0	0	1
UL-Lafayette	3	3	3	0	3	2	1	0	0	0
Florida	4	4	2	0	4	1	0	0	0	0
South Carolina	2	1	1	1	3	0	0	0	0	0
Auburn	1	0	0	0	1	0	0	0	0	0
Kentucky	1	1	1	1	4	3	2	2	0	0
Alabama	3	0	0	0	0	0	0	0	0	0
Ole Miss	1	0	0	0	2	0	0	0	0	0
Arkansas										
TOTALS	25	13	8	3	22	8	3	2	0	1

OPPONENT BIG PLAYS

OPPONENT	RUSHING				PASSING				SPECIAL TEAMS	
	15+	20+	30+	40+	20+	30+	40+	50+	Block	Ret. TD
Virginia Tech	1	1	1	0	0	0	0	0	2 punt	0
Citadel	1	1	1	0	1	0	0	0	0	0
Miami (OH)	0	0	0	0	1	0	0	0	0	0
Mississippi St.	2	2	0	0	1	1	0	0	0	0
UL-Lafayette	0	0	0	0	0	0	0	0	0	0
Florida	1	1	0	0	0	0	0	0	0	0
South Carolina	3	1	0	0	2	1	1	1	0	0
Auburn	4	2	1	0	1	1	1	0	0	0
Kentucky	3	1	0	0	3	2	2	0	1 FG, 1 punt	0
Alabama	7	3	1	0	4	1	0	0	1 FG	0
Ole Miss	1	0	0	0	2	0	0	0	0	0
Arkansas										
TOTALS	23	12	5	0	15	6	4	1	5	0

LSU AVERAGE SCORING DRIVES

OPPONENT	No.	Plays	Yards	Time	For TD	Plays	Yards	Time
Virginia Tech	1	10.0	82.0	4:02	1	10.0	82.0	4:02
Citadel	4	5.8	56.8	2:16	4	5.8	56.8	2:16
Miami (OH)	7	7.7	46.3	2:57	3	5.3	49.3	1:53
Mississippi St.	4	8.0	49.3	3:44	3	10.0	73.3	4:41
UL-Lafayette	6	5.4	44.3	2:12	6	5.4	44.3	2:12
Florida	6	6.2	35.3	2:40	3	6.7	49.7	3:09
South Carolina	6	9.0	60.8	4:05	3	8.3	61.0	4:10
Auburn	1	7.0	81.0	3:55	1	7.0	81.0	3:55
Kentucky	6	5.3	58.7	2:00	4	4.3	75.8	1:20
Alabama	0	0.0	0.0	0:00	0	0.0	0.0	0:00
Ole Miss	2	8.5	75.0	2:06	2	8.5	75.0	2:06
Arkansas								
TOTALS	43	7.0	52.8	2:51	30	6.5	59.8	2:42

FIELD POSITION

LSU							OPPONENTS						
OPPONENT	No. of Drives	Avg. Start	Off KO	Off Punt	Inside 20	Past 50	OPPONENT	No. of Drives	Avg. Start	Off KO	Off Punt	Inside 20	Past 50
Virginia Tech	15	Own 24	Own 26	Own 24	6	1	Virginia Tech	15	Own 43	Own 23	Own 43	2	6
Citadel	13	Own 33	Own 34	Own 28	4	3	Citadel	14	Own 25	Own 23	Own 14	8	1
Miami (OH)	10	Own 42	Own 32	Own 45	1	4	Miami (OH)	11	Own 23	Own 26	Own 11	5	0
Mississippi St.	14	Own 34	Own 28	Own 26	3	3	Mississippi St.	15	Own 40	Own 30	Own 29	1	3
UL-Lafayette	17	Own 48	Opp 31	Own 43	2	7	UL-Lafayette	18	Own 26	Own 19	Own 29	6	2
Florida	14	Own 34	Own 25	Own 36	3	2	Florida	14	Own 26	Own 22	Own 36	2	1
South Carolina	10	Own 32	Own 31	Own 34	2	2	South Carolina	11	Own 17	Own 17	Own 9	7	0
Auburn	12	Own 23	Own 23	Own 15	3	0	Auburn	12	Opp 49	Own 22	Own 44	1	6
Kentucky	14	Own 26	Own 25	Own 19	5	1	Kentucky	13	Own 31	Own 22	Own 41	3	2
Alabama	12	Own 30	Own 32	Own 30	1	0	Alabama	12	Own 24	Own 10	Own 26	3	0
Ole Miss	15	Own 27	Own 22	Own 29	3	1	Ole Miss	16	Own 32	Own 21	Own 25	6	4
Arkansas							Arkansas						
TOTALS	146	Own 32	Own 28	Own 32	33	24	TOTALS	151	Own 31	Own 22	Own 31	43	25

DRIVE STATISTICS

LSU							OPPONENTS								
OPPONENT	No.	3 &		Score	Pct.	TD	Pct.	OPPONENT	No.	3 &		Score	Pct.	TD	Pct.
Virginia Tech	15	8	53.3	1	6.7	1	6.7	Virginia Tech	15	5	33.3	4	26.7	3	20.0
Citadel	13	1	7.7	4	30.8	4	30.8	Citadel	14	5	35.7	2	14.3	1	7.1
Miami (OH)	10	1	10.0	7	70.0	3	30.0	Miami (OH)	11	3	27.3	1	18.2	1	18.2
Mississippi St.	14	2	14.3	4	28.6	3	21.4	Mississippi St.	15	4	26.7	3	20.0	1	6.7
UL-Lafayette	17	5	29.4	7	41.2	7	41.2	UL-Lafayette	18	12	66.7	0	0.0	0	0.0
Florida	14	4	28.6	5	35.7	3	21.4	Florida	14	3	21.4	1	7.1	1	7.1
South Carolina	10	2	20.0	6	60.0	3	30.0	South Carolina	11	3	27.3	2	18.2	2	18.2
Auburn	12	4	33.3	1	8.3	1	8.3	Auburn	12	2	16.7	5	41.7	4	33.3
Kentucky	14	5	35.7	6	42.9	4	28.6	Kentucky	13	3	23.1	5	38.5	4	30.8
Alabama	12	5	41.7	0	0.0	0	0.0	Alabama	12	2	18.3	5	41.7	4	33.3
Ole Miss	15	5	33.3	2	13.3	2	13.3	Ole Miss	16	5	31.3	3	18.8	1	6.3
Arkansas								Arkansas							
TOTALS	146	42	28.8	43	29.5	32	22.0	TOTALS	151	44	29.1	31	20.5	21	14.0

IN THE REDZONE

LSU							OPPONENTS						
OPPONENT	Inside 20		Run/Pass	TD Pct.	FG	Score Pct.	OPPONENT	Inside 20		Run/Pass	TD Pct.	FG	Score Pct.
Virginia Tech	1	1	1/0	100.0	0	100.0	Virginia Tech	4	3	3/0	75.0	0	75.0
Citadel	2	2	2/0	100.0	0	100.0	Citadel	1	1	1/0	100.0	0	100.0
Miami (OH)	5	2	0/2	40.0	2	80.0	Miami (OH)	1	1	0/1	100.0	0	100.0
Mississippi St.	3	2	2/0	66.7	1	100.0	Mississippi St.	2	0	0/0	0.0	1	50.0
UL-Lafayette	6	5	3/2	83.3	0	83.3	UL-Lafayette	1	0	0/0	0.0	0	0.0
Florida	5	1	0/1	20.0	3	80.0	Florida	1	1	0/1	100.0	0	100.0
South Carolina	3	2	2/0	66.7	1	100.0	South Carolina	2	1	1/0	50.0	0	50.0
Auburn	2	1	1/0	50.0	0	50.0	Auburn	7	4	3/1	57.1	1	71.4
Kentucky	1	0	0/0	0.0	1	100.0	Kentucky	2	1	0/1	50.0	1	100.0
Alabama	0	0	0/0	0.0	0	0.0	Alabama	5	4	3/1	80.0	1	100.0
Ole Miss	1	0	0/0	0.0	0	0.0	Ole Miss	2	0	0/0	0.0	1	50.0
Arkansas							Arkansas						
TOTALS	29	16	11/5	55.2	8	82.8	TOTALS	28	16	11/5	57.1	5	75.0

3RD DOWN AND ...

LSU														OPPONENTS													
Yards	VT	Ci	MU	MS	UL	UF	SC	AU	UK	Al	OM	Ar	Tot	Yards	VT	Ci	MU	MS	UL	UF	SC	AU	UK	Al	OM	Ar	Tot
1-3	0-2	2-3	2-4	3-6	2-3	2-4	2-2	1-2	2-4	2-3	2-4		20-37	1-3	1-3	2-3	1-1	2-4	0-2	3-5	0-1	3-4	2-3	0-0	4-5		18-31
4-6	1-3	1-3	2-4	1-3	1-1	1-4	1-2	2-5	2-3	1-1	3-6		16-35	4-6	2-5	1-5	0-4	0-6	0-5	2-5	1-4	3-4	1-2	4-5	1-5		15-50
7-9	0-2	1-3	1-2	0-2	1-4	1-7	3-6	1-4	0-3	0-3	1-4		9-40	7-9	0-3	1-4	1-3	1-3	0-5	1-1	1-4	0-3	1-3	3-7	0-2		8-38
10-14	0-4	0-1	1-4	1-2	2-6	1-2	0-2	0-2	2-5	0-5	0-1		7-34	10-14	1-3	0-3	0-1	2-5	0-2	1-5	0-1	0-0	1-3	0-0	0-4		5-27
15+	0-2	0-0	0-2	0-1	0-1	0-0	0-1	0-0	0-1	0-1	0-2		0-11	15+	0-1	0-1	0-0	0-1	0-2	0-1	0-0	1-3	0-1	0-2	0-0		1-12
4+	1-11	2-7	4-12	2-8	4-11	3-13	4-11	3-11	4-12	1-10	4-13		32-119	4+	3-12	2-13	1-8	3-15	0-14	4-12	2-9	4-10	3-9	7-14	1-11		29-127
7+	0-8	1-4	2-8	1-5	3-10	2-9	3-8	1-6	2-9	0-9	1-7		16-84	7+	1-7	1-8	1-4	3-9	0-9	2-7	1-5	1-6	2-7	3-9	0-6		15-77
10+	0-6	0-1	1-6	1-3	2-7	1-2	0-3	0-2	2-6	0-6	0-3		7-45	10+	1-4	0-4	0-1	2-6	0-4	1-6	0-1	1-3	1-4	0-2	0-4		6-39
TOT	1-13	4-9	6-16	5-14	6-15	5-17	6-13	4-13	6-16	3-13	6-17	0-0	52-156	TOT	4-15	4-16	2-9	5-19	0-16	7-17	2-10	7-14	5-12	7-14	5-16	0-0	48-158

LSU SUPERLATIVES**HIGHS**

Points Scored	48 vs. UL-Lafayette (10/5)
Total Yards	477 vs. Kentucky (11/9)
Rushing Yards	293 vs. Citadel (9/7)
Rushing Attempts	53 vs. Mississippi State (9/28)
Rushing TDs	4 vs. Citadel (9/7)
Passing Yards	264 vs. Kentucky (11/9)
Passes Completed	15 three times, last vs. Ole Miss (11/23)
Passes Attempted	35 at Virginia Tech (9/1)
Passing TDs	3 vs. Miami (Ohio) (9/14), Kentucky (11/9)
Passes Intercepted	4 vs. Auburn (10/26)
First Downs	24 vs. South Carolina (10/19)
Penalties	13 vs. Kentucky (11/9)
Penalty Yards	104 vs. Kentucky (11/9)
Sacks	9 vs. UL-Lafayette (10/5)

LOWS

Points Scored	0 vs. Alabama (11/16)
Total Yards	196 vs. Alabama (11/16)
Rushing Yards	80 at Virginia Tech (9/1)
Rushing Attempts	28 at Virginia Tech (9/1)
Rushing TDs	0 vs. Miami (9/14), Ole Miss (11/23)
Passing Yards	52 vs. Mississippi State (9/28)
Passes Completed	9 vs. Auburn (10/26), Alabama (11/16)
Passes Attempted	20 vs. Florida (10/12)
Passing TDs	0 five times, last vs. Alabama (11/16)
Passes Intercepted	0 six times, last vs. Alabama (11/16)
First Downs	14 three times, last vs. Alabama (11/16)
Penalties	2 vs. Ole Miss (11/23)
Penalty Yards	25 vs. Ole Miss (11/23)
Sacks	0 vs. Citadel (9/7), Auburn (10/26)

INDIVIDUAL

All-Purpose Yds	298 by D. Henderson vs. Kentucky (11/9)
Rushing Yards	122 by D. Davis vs. Mississippi State (9/28)
Rushing Carries	26 by D. Davis vs. South Carolina (10/19)
Rushing TDs	2 three times
Longest Rush	63 by Joseph Addai vs. Kentucky (11/9)
Passing Yards	264 by Marcus Randall vs. Kentucky (11/9)
Pass Completions	15 twice, last by Mauck vs. Miami (9/14)
Passing Attempts	35 by Matt Mauck at Virginia Tech (9/1)
Passes Intercepted	4 by Marcus Randall vs. Auburn (10/26)
Passing TDs	3 three times, last by Randall vs. UK (11/9)
Longest Pass	75 by Marcus Randall vs. Kentucky (11/9)
Receiving Yards	201 by D. Henderson vs. Kentucky (11/9)
Receptions	7 by M. Clayton vs. Miami (Ohio) (9/14)
Receiving TDs	3 by D. Henderson vs. Kentucky (11/9)
Longest Reception	75 by D. Henderson vs. Kentucky (11/9)
FG's Made	4 by J. Corbello vs. Miami (Ohio) (9/14)
FG's Attempted	5 by J. Corbello vs. S. Carolina (10/19)
Longest FG Made	49 by John Corbello vs. Kentucky (11/9)
PAT's	6 by John Corbello vs. UL-Lafayette (10/5)
Punts	8 twice by Jones, last vs. Ole Miss (11/23)
Punts Average	52.8 by Donnie Jones vs. Citadel (9/7)
Longest Punt	86 by Donnie Jones vs. Kentucky (11/9)
Punt Return Yds	128 by D. Davis vs. Mississippi State (9/28)
Longest Punt Ret.	78 by D. Davis vs. Mississippi State (9/28)
KO Return Yards	107 by D. Davis vs. Alabama (11/16)
Longest KO Ret.	69 by Devery Henderson vs. ULL (10/5)
Total Tackles	19 by Bradie James at Virginia Tech (9/1)
Tackles for Loss	4 by Jeremy Lawrence vs. Alabama (11/16)
Sacks	2.0 four times, last by LeJeune vs. OM (11/23)
Interceptions	3 by Corey Webster vs. Florida (10/12)
Int. Return Yards	49 by Demetrius Hookfin Miss. State (9/28)

OPPONENT SUPERLATIVES**HIGHS**

Points Scored	31 by Auburn (10/26), Alabama (11/16)
Total Yards	477 by Alabama (11/16)
Rushing Yards	300 by Alabama (11/16)
Rushing Attempts	65 by Virginia Tech (9/1)
Rushing TDs	3 by three teams, last by Alabama (11/16)
Passing Yards	221 by Kentucky (11/9)
Passes Completed	22 by Miami (Ohio) (9/14)
Passes Attempted	44 by Florida (10/12)
Passing TDs	4 by Kentucky (11/9)
Passes Intercepted	4 by Florida (10/12)
First Downs	27 by Alabama (11/16)
Penalties	9 by Miami (Ohio) (9/14)
Penalty Yards	94 by Miami (Ohio) (9/14)
Sacks	4 by Virginia Tech (9/1)

LOWS

Points Scored	0 by UL-Lafayette (10/5)
Total Yards	70 by UL-Lafayette (10/5)
Rushing Yards	17 by UL-Lafayette (10/5)
Rushing Attempts	17 by Miami (Ohio) (10/14)
Rushing TDs	0 four times, last by Ole Miss (11/23)
Passing Yards	53 by UL-Lafayette (10/5)
Passes Completed	7 by Virginia Tech (9/1)
Passes Attempted	11 by Auburn (10/26)
Passing TDs	0 four times, last by UL-Lafayette (10/5)
Passes Intercepted	0 three times, last by Kentucky (11/9)
First Downs	7 by UL-Lafayette (10/5)
Penalties	1 by UL-Lafayette (10/5), Ole Miss (11/23)
Penalty Yards	6 by UL-Lafayette (10/5)
Sacks	0 four times, last by Auburn (10/26)

INDIVIDUAL

All-Purpose Yds	159 by Shaud Williams of Alabama (11/16)
Rushing Yards	143 by Artose Pinner of Kentucky (11/9)
Rushing Carries	22 by Lee Suggs of Virginia Tech (9/1)
Rushing TDs	2 twice, last by Brown of Auburn (10/26)
Longest Rush	34 by Kevin Jones of Virginia Tech (9/1)
Passing Yards	218 by Eli Manning of Ole Miss (11/23)
Pass Completions	22 by Roethlisberger of Miami (Ohio) (9/14)
Passing Attempts	44 by Rex Grossman of Florida (10/12)
Passes Intercepted	4 by Rex Grossman of Florida (10/12)
Passing TDs	1 by six players
Longest Pass	60 by Corey Jenkins of S. Carolina (10/19)
Receiving Yards	115 by Sam Collins of Alabama (11/16)
Receptions	6 by Carlos Perez of Florida (10/12)
Receiving TDs	1 by six players
Longest Reception	60 by Troy Williamson of S. Carolina (10/19)
FG's Made	2 by Brent Smith of Mississippi St. (9/28)
FG's Attempted	3 twice, last by P. Yost of Auburn (10/26)
Longest FG Made	46 by Kyle Robinson of Alabama (11/16)
PAT's	4 by Philip Yost of Auburn (10/26)
Punts	12 by Grant Autrey of UL-Lafayette (10/5)
Punts Average	46.3 by Damon Duval of Auburn (10/26)
Longest Punt	58 by Vinnie Burns of Virginia Tech (9/1)
Punt Return Yards	43 by Keiwan Ratliff of Florida (10/12)
Longest Punt Ret.	20 by two players, last Abney of UK (11/9)
KO Return Yards	115 by Fred Reid of Mississippi State (9/28)
Longest KO Ret.	41 by Mile Bowen of Miami (Ohio) (9/14)
Total Tackles	17 by Mario Haggan of Miss. State (9/28)
Tackles for Loss	3.0 by Jim Davis of Virginia Tech (9/1)
Sacks	3.0 by Jim Davis of Virginia Tech (9/1)
Interceptions	2 by Karlos Dansby of Auburn (10/26)
Int. Return Yards	64 by T. Robinson of Auburn (10/26)

STATISTICS

GAME-BY-GAME

PASSING

<u>Matt Mauck</u>	<u>Att</u>	<u>Cmp</u>	<u>Int</u>	<u>Yds</u>	<u>TD</u>	<u>Lg</u>
at Virginia Tech	35	15	1	134	0	17
Citadel	18	8	1	90	0	14
Miami (Ohio)	26	15	0	215	3	32
Mississippi State	12	4	0	52	1	36
UL-Lafayette	19	8	0	138	3	42
at Florida	20	13	0	153	2	39
South Carolina	did not play					
at Auburn	did not play					
at Kentucky	did not play					
Alabama	did not play					
Ole Miss	did not play					
at Arkansas						

<u>Marcus Randall</u>	<u>Att</u>	<u>Cmp</u>	<u>Int</u>	<u>Yds</u>	<u>TD</u>	<u>Lg</u>
at Virginia Tech	did not play					
Citadel	4	2	0	17	0	9
Miami (Ohio)	0	0	0	0	0	0
Mississippi State	0	0	0	0	0	0
UL-Lafayette	4	2	0	16	0	11
at Florida	0	0	0	0	0	0
South Carolina	23	12	0	183	0	26
at Auburn	20	9	4	79	0	21
at Kentucky	23	10	0	264	3	75
Alabama	17	6	0	39	0	17
Ole Miss	20	13	0	179	2	27
at Arkansas						

RUSHING

<u>LaBrandon Toefield</u>	<u>Att</u>	<u>Gn</u>	<u>Ls</u>	<u>Net</u>	<u>TD</u>	<u>Lng</u>
at Virginia Tech	10	46	0	46	1	11
Citadel	6	85	0	85	1	59
Miami (Ohio)	17	115	4	111	0	16
Mississippi State	21	76	3	73	0	17
UL-Lafayette	3	8	0	8	0	6
at Florida	did not play					
South Carolina	did not play					
at Auburn	did not play					
at Kentucky	did not play					
Alabama	6	26	4	22	0	12
Ole Miss	17	47	12	35	0	9
at Arkansas						

<u>Domanick Davis</u>	<u>Att</u>	<u>Gn</u>	<u>Ls</u>	<u>Net</u>	<u>TD</u>	<u>Lng</u>
at Virginia Tech	7	26	3	23	1	11
Citadel	15	86	2	84	2	22
Miami (Ohio)	11	54	3	51	0	18
Mississippi State	18	122	0	122	1	19
UL-Lafayette	15	58	8	50	2	13
at Florida	14	84	0	84	0	39
South Carolina	26	113	0	113	1	15
at Auburn	14	42	0	42	0	8
at Kentucky	20	79	3	76	0	12
Alabama	9	47	0	47	0	15
Ole Miss	17	89	2	87	0	10
at Arkansas						

<u>Joseph Addai</u>	<u>Att</u>	<u>Gn</u>	<u>Ls</u>	<u>Net</u>	<u>TD</u>	<u>Lng</u>
at Virginia Tech	1	5	0	5	0	5
Citadel	14	89	1	88	0	23
Miami (Ohio)	5	20	0	20	0	7
Mississippi State	0	0	0	0	0	0
UL-Lafayette	11	104	6	98	2	34
at Florida	14	57	1	56	0	9
South Carolina	7	18	4	14	0	7
at Auburn	10	46	2	44	1	19
at Kentucky	9	92	1	91	1	63
Alabama	5	18	3	15	0	9
Ole Miss	did not play					
at Arkansas						

RECEIVING

<u>Michael Clayton</u>	<u>Rec</u>	<u>Yds</u>	<u>TD</u>	<u>Lng</u>
at Virginia Tech	5	49	0	17
Citadel	5	55	0	12
Miami (Ohio)	7	91	2	24
Mississippi State	1	7	0	7
UL-Lafayette	3	56	2	36
at Florida	3	83	0	39
South Carolina	5	77	0	25
at Auburn	2	10	0	7
at Kentucky	4	54	0	17
Alabama	3	13	0	6
Ole Miss	6	77	1	27
at Arkansas				

<u>Jerel Myers</u>	<u>Rec</u>	<u>Yds</u>	<u>TD</u>	<u>Lng</u>
at Virginia Tech	1	6	0	6
Citadel	0	0	0	0
Miami (Ohio)	1	23	0	23
Mississippi State	0	0	0	0
UL-Lafayette	0	0	0	0
at Florida	0	0	0	0
South Carolina	2	45	0	26
at Auburn	3	44	0	21
at Kentucky	0	0	0	0
Alabama	0	0	0	0
Ole Miss	4	40	0	17
at Arkansas				

<u>Reggie Robinson</u>	<u>Rec</u>	<u>Yds</u>	<u>TD</u>	<u>Lng</u>
at Virginia Tech	0	0	0	0
Citadel	1	10	0	10
Miami (Ohio)	1	23	0	23
Mississippi State	0	0	0	0
UL-Lafayette	0	0	0	0
at Florida	0	0	0	0
South Carolina	3	55	0	21
at Auburn	1	7	0	7
at Kentucky	0	0	0	0
Alabama	0	0	0	0
Ole Miss	1	24	0	24
at Arkansas				

STATISTICS

GAME-BY-GAME

<u>Devery Henderson</u>	<u>Rec</u>	<u>Yds</u>	<u>TD</u>	<u>Lng</u>
at Virginia Tech	1	10	0	10
Citadel	3	31	0	14
Miami (Ohio)	1	32	0	32
Mississippi State	2	44	1	36
UL-Lafayette	1	20	1	20
at Florida	4	49	2	25
South Carolina	0	0	0	0
at Auburn	2	16	0	14
at Kentucky	5	201	3	75
Alabama	3	25	0	15
Ole Miss	1	19	1	19
at Arkansas				

<u>Eric Edwards</u>	<u>Rec</u>	<u>Yds</u>	<u>TD</u>	<u>Lng</u>
at Virginia Tech	1	11	0	11
Citadel	did not play			
Miami (Ohio)	did not play			
Mississippi State	0	0	0	0
UL-Lafayette	0	0	0	0
at Florida	1	6	0	6
South Carolina	1	2	0	2
at Auburn	0	0	0	0
at Kentucky	0	0	0	0
Alabama	2	10	0	5
Ole Miss	0	0	0	0
at Arkansas				

<u>Demitri Robinson</u>	<u>Rec</u>	<u>Yds</u>	<u>TD</u>	<u>Lng</u>
at Virginia Tech	did not play			
Citadel	0	0	0	0
Miami (Ohio)	2	11	1	6
Mississippi State	0	0	0	0
UL-Lafayette	0	0	0	0
at Florida	0	0	0	0
South Carolina	0	0	0	0
at Auburn	0	0	0	0
at Kentucky	0	0	0	0
Alabama	0	0	0	0
Ole Miss	0	0	0	0
at Arkansas				

<u>LaBrandon Toefield</u>	<u>Rec</u>	<u>Yds</u>	<u>TD</u>	<u>Lng</u>
at Virginia Tech	3	20	0	9
Citadel	0	0	0	0
Miami (Ohio)	0	0	0	0
Mississippi State	1	1	0	1
UL-Lafayette	0	0	0	0
at Florida	did not play			
South Carolina	did not play			
at Auburn	did not play			
at Kentucky	did not play			
Alabama	0	0	0	0
Ole Miss	0	0	0	0
at Arkansas				

<u>Domanick Davis</u>	<u>Rec</u>	<u>Yds</u>	<u>TD</u>	<u>Lng</u>
at Virginia Tech	1	8	0	8
Citadel	0	0	0	0
Miami (Ohio)	3	35	0	11
Mississippi State	0	0	0	0
UL-Lafayette	0	0	0	0
at Florida	3	3	0	3
South Carolina	1	4	0	4
at Auburn	1	2	0	2
at Kentucky	1	9	0	9
Alabama	1	17	0	17
Ole Miss	2	21	0	13
at Arkansas				

RETURN YARDAGE

<u>Domanick Davis</u>	kickoff returns			punt returns		
	<u>no.</u>	<u>yards</u>	<u>lng</u>	<u>no.</u>	<u>yards</u>	<u>lng</u>
at Virginia Tech	4	85	25	4	52	24
Citadel	1	32	32	3	17	15
Miami (Ohio)	0	0	0	5	116	57
Mississippi State	1	36	36	4	128	78
UL-Lafayette	0	0	0	1	41	41
at Florida	1	14	14	4	62	31
South Carolina	2	61	39	2	23	18
at Auburn	2	48	31	1	9	9
at Kentucky	1	31	31	3	19	11
Alabama	5	107	26	3	13	12
Ole Miss	2	45	25	4	12	7
at Arkansas						

PUNTING

<u>Donnie Jones</u>	<u>No.</u>	<u>Yds</u>	<u>Avg</u>	<u>Lg</u>	<u>I-20</u>
at Virginia Tech	7	245	35.0	50	1
Citadel	4	211	52.8	56	2
Miami (Ohio)	0	0	0.0	0	0
Mississippi State	4	172	43.0	53	0
UL-Lafayette	6	248	41.3	52	2
at Florida	5	215	43.0	51	0
South Carolina	2	92	46.0	56	2
at Auburn	5	203	40.6	47	0
at Kentucky	6	305	50.2	86	2
Alabama	8	364	45.5	54	3
Ole Miss					
at Arkansas					

FIELD GOALS

<u>John Corbello</u>	<u>Made</u>	<u>Missed</u>
at Virginia Tech	none	none
Citadel	none	none
Miami (Ohio)	42, 29, 35, 41	none
Mississippi State	26	none
UL-Lafayette	none	50, 41
at Florida	37, 45, 20	none
South Carolina	42, 48, 37	42, 41
at Auburn	none	none
at Kentucky	49, 19	45 (blocked)
Alabama	none	44 (blocked)
Ole Miss	none	none
at Arkansas		

STATISTICS

GAME-BY-GAME

DEFENSE

<u>TACKLES (UT-AT-TOT)</u>	<u>VT</u>	<u>CIT</u>	<u>MIA</u>	<u>MSU</u>	<u>ULL</u>	<u>UF</u>	<u>USC</u>	<u>AU</u>	<u>UK</u>	<u>ALA</u>	<u>OM</u>	<u>ARK</u>
Kenderick Allen, DE	DNP	1-0-0	0-0-0	0-0-0	0-0-0	1-1-2	0-0-0	1-2-3	3-2-5	1-0-1	1-1-2	
Travis Daniels, CB	0-0-0	3-0-3	0-0-0	0-0-0	DNP	0-0-0	0-0-0	0-0-0	0-0-0	DNP	0-0-0	
Byron Dawson, DT	4-2-6	0-1-1	0-0-0	1-1-2	3-1-4	1-1-2	2-0-2	3-3-6	1-0-1	1-0-1	1-0-1	
Randall Gay, CB	3-2-5	5-1-6	8-0-8	2-3-5	1-1-2	5-1-6	3-3-6	4-0-4	4-4-8	2-1-3	6-2-8	
Marquise Hill, DE	3-3-6	2-2-4	3-1-4	1-2-3	2-2-4	2-2-4	2-4-6	4-3-7	3-1-4	3-0-3	2-2-4	
Demetrius Hookfin, CB	3-0-3	2-0-2	1-0-1	4-3-7	1-0-1	3-1-4	4-3-7	2-0-2	1-0-1	1-1-2	3-0-3	
Jack Hunt, FS	1-2-3	1-0-1	2-1-3	1-0-1	0-3-3	1-1-2	2-0-2	1-0-1	9-6-15	7-0-7	5-3-8	
Bradie James, LB	11-8-19	7-11-18	5-2-7	5-7-12	2-6-8	7-4-11	5-6-11	9-5-14	4-5-9	9-6-15	2-3-5	
Chad Lavalais, DT	10-1-11	1-1-2	1-1-2	8-1-9	1-3-4	0-4-4	4-4-8	5-1-6	3-3-6	5-0-5	4-1-5	
Jeremy Lawrence, LB	2-2-4	1-1-2	1-1-2	4-0-4	1-2-3	3-1-4	2-2-4	4-2-6	2-0-2	7-4-11	3-1-4	
Norman LeJeune, SS	8-3-11	3-1-4	1-1-2	5-3-8	6-5-11	7-1-8	5-3-8	4-2-6	5-6-11	8-3-11	10-3-13	
Travis Moses, CB	0-0-0	0-0-0	0-0-0	2-0-2	0-2-2	1-0-1	2-0-2	0-0-0	1-0-1	0-0-0	0-0-0	
Melvin Oliver, DT	2-2-4	0-1-1	1-1-2	1-1-2	1-3-4	0-2-2	2-1-3	1-3-4	0-0-0	2-0-2	0-1-1	
Marcus Spears, DE	4-1-5	3-3-6	3-1-4	2-3-5	3-1-4	2-1-3	2-0-2	DNP	2-2-4	1-0-1	1-1-2	
Lionel Turner, LB	3-2-5	4-2-6	1-1-2	3-1-4	3-1-4	3-1-4	4-4-8	6-6-12	3-6-9	4-3-7	1-2-3	
Cameron Vaughn, LB	2-1-3	1-2-3	1-0-1	0-1-1	4-4-8	0-0-0	1-2-3	0-0-0	0-1-1	1-1-2	0-1-1	
Brandon Washington, DE	DNP	1-0-1	1-0-1	0-0-0	0-2-2	0-0-0	0-0-0	0-0-0	0-0-0	0-0-0	0-0-0	
Corey Webster, CB	DNP	0-0-0	3-1-4	3-0-3	2-0-2	3-0-3	2-0-2	2-1-3	1-0-1	5-0-5	6-2-8	
Kyle Williams, DT	DNP	0-1-1	2-1-3	1-0-1	1-1-2	0-0-0	0-0-0	0-0-0	0-0-0	0-0-0	DNP	
Torran Williams, DT	1-0-1	0-1-1	1-0-1	0-0-0	1-1-2	0-0-0	0-0-0	0-1-1	1-0-1	1-0-1	0-1-1	
Bryce Wyatt, DE	1-1-2	0-0-0	1-1-2	0-0-0	5-2-7	0-0-0	0-1-1	0-1-1	0-1-1	2-0-2	2-1-3	
<u>TFL-YARDS</u>	<u>VT</u>	<u>CIT</u>	<u>MIA</u>	<u>MSU</u>	<u>ULL</u>	<u>UF</u>	<u>USC</u>	<u>AU</u>	<u>UK</u>	<u>ALA</u>	<u>OM</u>	<u>ARK</u>
Kenderick Allen, DT	---	---	---	---	---	---	---	---	1-2	---	---	---
Byron Dawson, DT	---	---	---	---	1-1	---	---	2-2	---	---	---	---
Marquise Hill, DE	---	---	1-8	1-3	1-10	---	---	1-4	---	---	---	---
Jack Hunt, FS	---	---	1-9	---	---	---	---	---	---	---	---	---
Bradie James, LB	1-3	1-3	---	1-5	1-5	1-1	1-1	1-1	---	1-1	1-2	---
Chad Lavalais, DT	2-8	---	---	1-1	---	---	---	---	2-6	2-3	1-4	---
Jeremy Lawrence, LB	---	---	---	---	---	2-6	1-1	2-7	---	4-12	---	---
Norman LeJuene, CB	---	---	---	---	2-16	---	---	---	1-1	1-1	3-21	---
Melvin Oliver, DT	---	---	---	---	1-5	---	2-9	---	---	---	---	---
Marcus Spears, DE	2-5	1-1	---	---	---	1-5	---	---	---	---	---	---
Lionel Turner, LB	---	---	1-2	1-3	---	1-3	---	2-5	1-6	2-14	1-2	---
Cameron Vaughn, LB	1-9	---	---	---	2-9	---	---	---	---	---	---	---
Bryce Wyatt, DE	---	---	---	---	2-11	---	---	---	---	---	---	---
<u>SACKS-YARDS</u>	<u>VT</u>	<u>CIT</u>	<u>MIA</u>	<u>MSU</u>	<u>ULL</u>	<u>UF</u>	<u>USC</u>	<u>AU</u>	<u>UK</u>	<u>ALA</u>	<u>OM</u>	<u>ARK</u>
Byron Dawson, DT	---	---	---	---	---	---	---	1-0-2	---	---	---	---
Marquise Hill, DE	---	---	1-0-8	1-0-3	1-0-10	---	---	---	---	---	---	---
Jack Hunt, FS	---	---	1-0-9	---	---	---	---	---	---	---	---	---
Bradie James, LB	0.5-3	---	---	---	1-0-5	---	---	---	---	---	---	---
Chad Lavalais, DT	1.0-6	---	---	---	---	---	---	---	---	---	---	---
Jeremy Lawrence, LB	---	---	---	---	---	1.5-6	1.0-1	1.0-7	---	---	---	---
Norman LeJuene, CB	---	---	---	---	1-0-15	---	---	---	---	---	3-0-21	---
Melvin Oliver, DT	---	---	---	---	1.5-5	---	2-0-9	---	---	---	---	---
Marcus Spears, DT	0.5-3	---	---	---	---	0.5-5	---	---	---	---	---	---
Lionel Turner, LB	---	---	---	---	---	---	---	---	1-0-6	2-0-14	---	---
Cameron Vaughn, LB	1.0-9	---	---	---	1-0-8	---	---	---	---	---	---	---
Bryce Wyatt, DE	---	---	---	---	2-0-11	---	---	---	---	---	---	---

1	# 14 LSU	8
	# 16 VIRGINIA TECH	26

SEPT. 1 • LANE STADIUM - BLACKSBURG, VA. • 65,049

TIGERS FALL TO VIRGINIA TECH IN OPENER

A combination of turnovers and special team miscues doomed LSU as the Tigers dropped a 26-8 decision to Virginia Tech in Blacksburg, Va. A pair of blocked punts and an interception resulted in 16 Virginia Tech points as the Tigers fell behind 24-0 in the game before scoring early in the fourth quarter on a 1-yard run by **LaBrandon Toefield**. LSU's defense limited Virginia Tech to just 231 yards of total offense, including only 65 yards through the air. However, the Tigers managed only 214 yards of offense, 103 on the ground and 134 through the air. Toefield led LSU with 46 yards on 10 carries, while quarterback **Matt Mauck** connected on 15 of 35 passes for 134 yards. **Michael Clayton** led LSU with five receptions for 49 yards.

SCORING

LSU	0	0	0	8	-8
VIRGINIA TECH	7	7	3	9	-26

- VT 0:30 1st Kevin Jones 2 yard run (Warley kick)
- VT 12:58 2nd Lee Suggs 6 yard run (Warley kick)
- VT 11:22 3rd Carter Warley 41 yard field goal
- VT 14:02 4th Lee Suggs 2 yard run (Warley kick)
- LSU 10:00 4th LaBrandon Toefield 1 yard run
(Mauck pass to Clayton)
- VT 0:05 4th Team safety

TEAM STATS

Category	LSU	VT
FIRST DOWNS	14	13
RUSHING	4	6
PASSING	8	4
PENALTY	2	3
RUSHING ATTEMPTS	28	51
YARDS GAINED RUSHING	103	198
YARDS LOST RUSHING	23	32
NET YARDS RUSHING	80	166
NET YARDS PASSING	134	65
PASSES ATTEMPTED	35	14
PASSES COMPLETED	15	7
HAD INTERCEPTED	1	0
TOTAL OFFENSIVE PLAYS	63	65
TOTAL NET YARDS	214	231
AVERAGE GAIN PER PLAY	3.4	3.6
FUMBLES/LOST	4-1	4-1
PENALTIES/YARDS	8-61	8-65
INTERCEPTIONS/YARDS	0-0	1-8
PUNTS/YARDS	9-245	9-402
AVERAGE PER PUNT	27.2	44.7
PUNT RETURNS/YARDS	4-52	6-60
KICKOFF RETURNS/YARDS	5-111	1-20
POSSESSION TIME	25:56	34:04
THIRD-DOWN CONVERSIONS	1 of 13	4 of 15
SACKS BY	3-21	4-20

LSU

RUSHING	Att.	Gain	Lost	Net	TD	Long
L. Toefield	10	46	0	46	1	11
Domanick Davis	7	26	3	23	0	12
Matt Mauck	10	26	20	6	0	7
Joseph Addai	1	5	0	5	0	5

PASSING	Att.	Comp	Int.	Yds.	TD	Long	Sacked
Matt Mauck	35	15	1	134	0	17	4

RECEIVING	No.	Yds.	TD	Long
Michael Clayton	5	49	0	17
L. Toefield	3	20	0	9
B. Brazell	1	12	0	12
Eric Edwards	1	11	0	11
Dev. Henderson	1	10	0	10
Shyrone Carey	1	9	0	9
Joseph Addai	1	9	0	9
Domanick Davis	1	8	0	8
Jerel Myers	1	6	0	6

PUNTING	No.	Yds.	Avg.	Long	I20
Donnie Jones	7	245	35.0	50	1
Team	2	0	0.0	0	0

FIELD GOALS	Att.	Made	Long	Kicks
None				

ALL RETURNS	Punts			Kickoffs			Intercepted		
	No.	Yds	LP	No.	Yds	LP	No.	Yds	LP
Dev. Henderson	0	0	0	1	26	26	0	0	0
Domanick Davis	4	52	24	4	85	25	0	0	0

VIRGINIA TECH

RUSHING	Att.	Gain	Lost	Net	TD	Long
Lee Suggs	22	91	0	91	2	12
Kevin Jones	14	74	4	70	1	34
Bryan Randall	14	33	27	6	0	8
Team	1	0	1	-1	0	0

PASSING	Att.	Comp	Int.	Yds.	TD	Long	Sacked
Bryan Randall	9	5	0	47	0	17	3
Grant Noel	5	2	0	18	0	11	0

RECEIVING	No.	Yds.	TD	Long
Cedric Humes	1	17	0	17
Terrell Parham	1	11	0	11
Ernest Wilford	1	11	0	11
Shawn Witten	1	8	0	8
Keith Willis	1	7	0	7
Lee Suggs	1	6	0	6
Doug Easlick	1	5	0	5

PUNTING	No.	Yds.	Avg.	Long
Vinnie Burns	9	402	44.7	58

FIELD GOALS	Att.	Made	Long
Carter Warley	1	1	41

ALL RETURNS	Punts			Kickoffs			Intercepted		
	No.	Yds	LP	No.	Yds	LP	No.	Yds	LP
DeAngelo Hall	3	35	17	0	0	0	0	0	0
Justin Hamilton	1	10	0	0	0	0	0	0	0
Richard Johnson	1	14	1	1	20	20	0	0	0
Ogas Robinson	0	0	0	0	0	0	1	8	8
Jason Lallis	1	1	0	0	0	0	0	0	0

GAME **THE CITADEL** **10**
2 **#24 LSU** **35**

SEPT. 7 • TIGER STADIUM - BATON ROUGE, LA. • 85,022

TIGERS ROLL PAST CITADEL FOR FIRST WIN

LSU rushed for 293 yards and four TDs to cruise to a 35-10 win over The Citadel in Tiger Stadium. **LaBrandon Toefield**, **Domanick Davis** and **Joseph Addai** - all went over 80 yards rushing as the Tigers put together the most yards on the ground in a game since rushing for 350 in a 1999 win over North Texas. The Tigers never trailed as Davis scampered 22 yards for a score just three minutes into the game. Toefield added a 59-yard run later in the first and Davis made the lead 21-0 at halftime with an 8-yard run. LSU led 28-0 early in the third on a 6-yard run by **Matt Mauck**. The Citadel scored a TD later that quarter to get on the board. Free safety **Damien James** capped the scoring for the Tigers with a 32-yard interception return for a TD early in the fourth quarter. The Tiger defense allowed only 13 first downs and 236 yards of offense.

SCORING

THE CITADEL	0	0	7	3	-10
LSU	14	7	7	7	-35

LSU 12:19 1st Domanick Davis 22 yard run (Corbello kick)
 LSU 2:43 1st LaBrandon Toefield 59 yard run (Corbello kick)
 LSU 10:17 2nd Domanick Davis 8 yard run (Corbello kick)
 LSU 12:13 3rd Matt Mauck 6 yard run (Corbello kick)
 Cit 5:30 3rd Nehemiah Broughton 1 yard run (Zobel kick)
 Cit 14:09 4th Travis Zobel 36 yard field goal
 LSU 10:36 4th Damien James 32 yard interception return (Corbello kick)

TEAM STATS

Category	Cit	LSU
FIRST DOWNS	13	19
RUSHING	8	12
PASSING	4	7
PENALTY	1	0
RUSHING ATTEMPTS	35	40
YARDS GAINED RUSHING	138	296
YARDS LOST RUSHING	6	3
NET YARDS RUSHING	132	293
NET YARDS PASSING	104	107
PASSES ATTEMPTED	31	22
PASSES COMPLETED	12	10
HAD INTERCEPTED	1	1
TOTAL OFFENSIVE PLAYS	66	62
TOTAL NET YARDS	236	400
AVERAGE GAIN PER PLAY	3.6	6.5
FUMBLES/LOST	3-1	3-2
PENALTIES/YARDS	7-38	8-56
INTERCEPTIONS/YARDS	1-25	1-32
PUNTS/YARDS	9-366	4-211
AVERAGE PER PUNT	40.7	52.8
PUNT RETURNS/YARDS	2-4	4-20
KICKOFF RETURNS/YARDS	6-81	3-81
POSSESSION TIME	31:44	28:16
THIRD-DOWN CONVERSIONS	4 of 16	4 of 9
SACKS BY	0-0	0-0

LSU

RUSHING

	Att.	Gain	Lost	Net	TD	Long
Joseph Addai	14	89	1	88	0	23
L. Toefield	6	85	0	85	1	59
Domanick Davis	15	86	2	84	2	22
Matt Mauck	4	22	0	22	1	8
Marcus Randall	1	14	0	14	0	14

PASSING

	Att.	Comp	Int	Yds	TD	Long	Sacks
Matt Mauck	18	8	1	90	0	14	0
Marcuss Randall	4	2	0	17	0	9	0

RECEIVING

	No.	Yds.	TD	Long
Michael Clayton	5	55	0	12
Dev. Henderson	3	31	0	14
Shyrone Carey	1	11	0	11
Reggie Robinson	1	10	0	10

PUNTING

	No.	Yds.	Avg.	Long	I20
Donnie Jones	4	211	52.8	56	2

FIELD GOALS

	Att.	Made	Long
None			

ALL RETURNS	Punts			Kickoffs			Intercepted		
	No.	Yds	LP	No.	Yds	LP	No.	Yds	LP
Dev. Henderson	0	0	0	2	49	26	0	0	0
Shyrone Carey	1	3	0	0	0	0	0	0	0
Domanick Davis	3	17	15	1	32	32	0	0	0
Damien James	0	0	0	0	0	0	1	32	32

THE CITADEL

RUSHING

	Att.	Gain	Lost	Net	TD	Long
Ern Mills	9	56	2	54	0	34
Nate Mahoney	14	53	0	53	0	8
N. Broughton	6	15	0	15	1	4
Jeff Klein	3	9	0	9	0	5
Chris Gibbs	3	5	4	1	0	5

PASSING

	Att.	Comp	Int	Yds	TD	Long	Sacks
Jeff Klein	25	11	0	100	0	26	0
Joe Call	6	1	1	4	0	4	0

RECEIVING

	No.	Yds.	TD	Long
Scooter Johnson	5	42	0	11
Matt Healy	3	18	0	18
Ern Mills	2	23	0	26
Bud Pough	1	15	0	15
N. Broughton	1	6	0	6

PUNTING

	No.	Yds.	Avg.	Long
Travis Zobel	9	366	40.7	51

FIELD GOALS

	Att.	Made	Long
Travis Zobel	1	1	36

ALL RETURNS	Punts			Kickoffs			Intercepted		
	No.	Yds	LP	No.	Yds	LP	No.	Yds	LP
Matt Healy	1	0	0	0	0	0	0	0	0
Ern Mills	0	0	0	3	51	19	0	0	0
Chris Gibbs	0	0	0	1	8	8	0	0	0
Kevin Corley	0	0	0	0	0	0	1	25	25
Shawn Grant	1	4	4	0	0	0	0	0	0
Marcus Cohen	0	0	0	2	22	11	0	0	0

GAME **MIAMI (OHIO)** **7**
3 **#25 LSU** **33**

SEPT. 14 • TIGER STADIUM - BATON ROUGE, LA. • 90,010

TIGERS DOMINATE MIAMI (OHIO) 33-7

From the opening kickoff to the final horn, LSU dominated Miami (Ohio) in every phase of the game, posting a 33-7 victory over the RedHawks. Led by the running of **LaBrandon Toefield** and passing of **Matt Mauck**, LSU's balanced offensive attack compiled 422 yards (207 rushing, 215 passing). **John Corbello** tied a school-record with four field goals, including two in the first seven minutes that gave the Tigers a 6-0 lead. Mauck connected with **Michael Clayton** on an 8-yard scoring pass late in the first quarter to push the lead to 13-0. Miami pulled to within 16-7 with 50 seconds left in the half, but the Tigers responded with a 5-play, 71-yard drive, capped off by a Mauck-to-Clayton TD pass that covered 24 yards, giving LSU a 23-7 halftime lead. LSU added a field goal and a TD in the third quarter for the final margin of 33-7. Toefield led LSU with 111 yards rushing, while Mauck passed for career-highs of 215 yards and 3 TDs.

SCORING

MIAMI (OHIO)	0	7	0	0	-7
LSU	13	10	10	0	-33

LSU	12:12	1st	John Corbello	42 yard field goal
LSU	8:24	1st	John Corbello	29 yard field goal
LSU	2:55	1st	Clayton	8 yard pass from Mauck (Corbello kick)
MU	0:50	2nd	Kirkpatrick	7 yard pass from Roethlisberger (Parseghian kick)
LSU	0:16	2nd	Clayton	24 yard pass from Mauck (Corbello kick)
LSU	3:39	3rd	John Corbello	41 yard field goal
LSU	0:10	3rd	Robinson	6 yard pass from Mauck (Corbello kick)

TEAM STATS

Category	MU	LSU
FIRST DOWNS	13	23
RUSHING	0	11
PASSING	12	8
PENALTY	1	4
RUSHING ATTEMPTS	17	45
YARDS GAINED RUSHING	49	230
YARDS LOST RUSHING	20	23
NET YARDS RUSHING	29	207
NET YARDS PASSING	195	215
PASSES ATTEMPTED	34	26
PASSES COMPLETED	22	15
HAD INTERCEPTED	1	0
TOTAL OFFENSIVE PLAYS	51	71
TOTAL NET YARDS	224	422
AVERAGE GAIN PER PLAY	4.4	5.9
FUMBLES/LOST	0-0	1-1
PENALTIES/YARDS	9-94	9-87
INTERCEPTIONS/YARDS	0-0	1-0
PUNTS/YARDS	6-261	1-39
AVERAGE PER PUNT	43.5	39.0
PUNT RETURNS/YARDS	1-0	6-116
KICKOFF RETURNS/YARDS	6-113	0-0
POSSESSION TIME	24:46	35:14
THIRD-DOWN CONVERSIONS	2 of 9	6 of 16
SACKS BY	0-0	3-18

LSU

RUSHING

	Att.	Gain	Lost	Net	TD	Long
L. Toefield	17	115	4	111	0	16
Domanick Davis	11	54	3	51	0	18
Joseph Addai	5	20	0	20	0	7
Matt Mauck	7	27	14	13	0	14
Ryan Gilbert	2	6	0	6	0	3
Solomon Lee	1	6	0	6	0	6
Marcus Randall	1	2	0	2	0	2
Jason Spadoni	1	0	2	-2	0	0

PASSING

	Att.	Comp	Int	Yds	TD	Long	Sacks
Matt Mauck	26	15	0	215	3	32	0

RECEIVING

	No.	Yds.	TD	Long
Michael Clayton	7	91	2	24
Domanick Davis	3	35	0	11
Dem. Robinson	2	11	1	6
Dev. Henderson	1	32	0	32
Reg. Robinson	1	23	0	23
Jerel Myers	1	23	0	23

PUNTING

	No.	Yds.	Avg.	Long	I20
John Corbello	1	39	39.0	39	1

FIELD GOALS

	Att.	Made	Long
John Corbello	4	4	42

	Punts			Kickoffs			Intercepted		
ALL RETURNS	No.	Yds	LP	No.	Yds	LP	No.	Yds	LP
Domanick Davis	5	116	57	0	0	0	0	0	0
Bradie James	0	0	0	0	0	0	1	0	0
Randall Gay	1	0	0	0	0	0	0	0	0

MIAMI (OHIO)

RUSHING

	Att.	Gain	Lost	Net	TD	Long
Cal Murray	6	18	0	18	0	7
Josh Betts	1	6	0	6	0	6
Jay Wallace	2	6	0	6	0	4
Luke Clemens	2	6	2	4	0	6
Roethlisberger	6	13	18	-5	0	7

PASSING

	Att.	Comp	Int	Yds	TD	Long	Sacks
Roethlisberger	34	22	1	195	1	21	3

RECEIVING

	No.	Yds.	TD	Long
Cal Murray	5	61	0	18
Jason Branch	4	21	0	12
A. Henderson	3	29	0	13
Michael Larkin	3	19	0	8
K. Kirkpatrick	2	10	1	7
Matt Brandt	2	10	0	7
Luke Clemens	1	21	0	21
Jay Wallace	1	13	0	13
Mike Iriti	1	11	0	11

PUNTING

	No.	Yds.	Avg.	Long
Mike Wafzig	5	221	44.2	54
Roethlisberger	1	40	40.0	40

FIELD GOALS

	Att.	Made	Long
None			

	Punts			Kickoffs			Intercepted		
ALL RETURNS	No.	Yds	LP	No.	Yds	LP	No.	Yds	LP
K. Kirkpatrick	0	0	0	3	45	20	0	0	0

GAME **MISSISSIPPI STATE** **13**
4 **#22 LSU** **31**

SEPT. 28 • TIGER STADIUM - BATON ROUGE, LA. • 90,793

DOMINANT DAVIS LEADS LSU PAST STATE, 31-13

Domanick Davis returned a punt 78 yards for a TD and rushed for 122 yards and another score as the Tigers rolled past Mississippi State, 31-13. Davis gave the Tigers a 7-0 lead on his punt return just two minutes into the game. MSU responded with a field goal and a TD to take a 10-7 advantage early in the second quarter. Davis hit paydirt with a 5-yard plunge to give the Tigers a 14-10 lead at halftime. The second half belonged to LSU as the Tigers stretched the lead to 21-10 on a 39-yard TD pass from Matt Mauck to Devery Henderson. Mauck capped the scoring for LSU with a 2-yard run midway through the fourth quarter. For the game, Davis finished with a 286 all-purpose yards, which included 128 yards on punt returns. The Tigers piled up 256 yards rushing, while limiting MSU to only 88 yards on the ground and 249 total yards.

SCORING

MISSISSIPPI STATE	3	7	0	3	-13
LSU	7	7	10	7	-31

- LSU 13:01 1Q Domanick Davis 78 punt return (Corbello kick)
- MSU 5:02 1Q Smith 21 FG
- MSU 9:15 2Q Walker 2 run (Smith kick)
- LSU 1:03 2Q Domanick Davis 5 run (Corbello kick)
- LSU 8:53 3Q Devery Henderson 39 pass from Mauck (Corbello kick)
- LSU 1:14 3Q John Corbello 26 FG
- MSU 14:00 4Q Smith 52 FG
- LSU 9:31 4Q Matt Mauck 2 run (Corbello kick)

TEAM STATS

Category	MSU	LSU
FIRST DOWNS	13	19
RUSHING	5	4
PASSING	8	2
PENALTY	0	3
RUSHING ATTEMPTS	30	53
YARDS GAINED RUSHING	100	266
YARDS LOST RUSHING	12	10
NET YARDS RUSHING	88	256
NET YARDS PASSING	161	52
PASSES ATTEMPTED	43	12
PASSES COMPLETED	16	4
HAD INTERCEPTED	3	0
TOTAL OFFENSIVE PLAYS	73	65
TOTAL NET YARDS	249	308
AVERAGE GAIN PER PLAY	3.4	4.7
FUMBLES/LOST	0-0	3-3
PENALTIES/YARDS	8-55	5-40
INTERCEPTIONS/YARDS	0-0	3-75
PUNTS/YARDS	8-335	5-199
AVERAGE PER PUNT	41.9	39.8
PUNT RETURNS/YARDS	1-5	4-128
KICKOFF RETURNS/YARDS	7-162	2-56
POSSESSION TIME	28:54	31:06
THIRD-DOWN CONVERSIONS	5 of 19	5 of 14
SACKS BY	1-7	1-3

LSU

RUSHING

	Att.	Gain	Lost	Net	TD	Long
Domanick Davis	18	122	0	122	1	19
L. Toefield	21	76	3	73	0	17
Matt Mauck	11	50	7	43	1	21
Dev. Henderson	1	9	0	9	0	9
Ryan Gilbert	2	9	0	9	0	6

PASSING

	Att.	Comp	Int	Yds	TD	Long	Sacks
Matt Mauck	12	4	0	52	1	36	1

RECEIVING

	No.	Yds.	TD	Long
Dev. Henderson	2	44	1	36
Michael Clayton	1	7	0	7
L. Toefield	1	1	0	1

PUNTING

	No.	Yds.	Avg.	Long	I20
Donnie Jones	4	172	43.0	53	0

FIELD GOALS

	Att.	Made	Long
John Corbello	1	1	26

	Punts			Kickoffs			Intercepted		
	No.	Yds	LP	No.	Yds	LP	No.	Yds	LP
ALL RETURNS									
Domanick Davis	4	128	78	1	36	36	0	0	0
Dev. Henderson	0	0	0	1	20	20	0	0	0
Corey Webster	0	0	0	0	0	0	2	26	26
Dem. Hookfin	0	0	0	0	0	0	1	49	49

MISSISSIPPI STATE

RUSHING

	Att.	Gain	Lost	Net	TD	Long
Justin Griffith	7	38	0	38	0	25
Nick Turner	5	28	0	28	0	20
Dontae Walker	6	14	0	14	1	4
Fred Reid	4	6	1	5	0	4
Jerious Norwood	4	10	8	2	0	9
Kevin Fant	4	4	3	1	0	2

PASSING

	Att.	Comp	Int	Yds	TD	Long	Sacks
Kevin Fant	39	15	2	122	0	16	1
Kyle York	4	1	1	39	0	39	0

RECEIVING

	No.	Yds.	TD	Long
Darius Tubbs	3	35	0	16
Terrell Grindle	3	21	0	11
Ray Ray Bivines	3	16	0	10
Fred Reid	2	13	0	9
Nick Turner	2	12	0	9
Tee Milons	1	39	0	39
Donald Lee	1	15	0	15
Justin Jenkins	1	10	0	10

PUNTING

	No.	Yds.	Avg.	Long
Jared Cook	8	335	41.9	52

FIELD GOALS

	Att.	Made	Long
Brent Smith	3	2	52

	Punts			Kickoffs			Intercepted		
	No.	Yds	LP	No.	Yds	LP	No.	Yds	LP
ALL RETURNS									
Ray Ray Bivines	1	5	5	0	0	0	0	0	0
Fred Reid	0	0	0	5	115	32	0	0	0
Nick Turner	0	0	0	2	47	25	0	0	0

GAME	UL-LAFAYETTE	0
5	#21 LSU	48

OCT. 5 • TIGER STADIUM - BATON ROUGE, LA. • 91,357

LSU DOMINATES CAJUNS, 48-0

Matt Mauck became the first quarterback in LSU history to throw three TD passes in one quarter and the Tiger defense dominated from start to finish as the Tigers rolled to a 48-0 Homecoming win over Louisiana-Lafayette in Tiger Stadium. The first meeting between the teams since 1938 was over in matter of minutes as Mauck found **Devery Henderson** for a 20-yard TD on the Tigers' first possession and then connected with **Michael Clayton** on TD passes of 36 and 4 yards in the first quarter for a 21-0 LSU lead. LSU stretched the margin to 41-0 at halftime before using backups on offense for most of the second half. The Tigers held ULL to only seven first downs and just 70 yards of total offense. The Cajuns were 0 of 16 on third down conversions and punted 12 times, 11 of which were kicked out of bounds to avoid LSU's **Domanick Davis**. **Joseph Addai** led LSU with 98 rushing yards and two TDs, while Mauck connected on 8 of 19 passes for 138 yards and three TDs.

SCORING

UL-LAFAYETTE	0	0	0	0	-0
LSU	21	20	7	0	-48

LSU 12:14 1Q Henderson 20 pass from Mauck (Corbello kick)
 LSU 7:57 1Q Clayton 36 pass from Mauck (Corbello kick)
 LSU 4:37 1Q Clayton 4 pass from Mauck (Corbello kick)
 LSU 14:08 2Q D. Davis 1 run (run failed)
 LSU 7:08 2Q Addai 10 run (Corbello kick)
 LSU 1:33 2Q D. Davis 3 run (Corbello kick)
 LSU 2:55 3Q Addai 34 run (Corbello kick)

TEAM STATS

<u>Category</u>	<u>ULL</u>	<u>LSU</u>
FIRST DOWNS	7	17
RUSHING	3	10
PASSING	3	7
PENALTY	1	0
RUSHING ATTEMPTS	34	47
YARDS GAINED RUSHING	80	249
YARDS LOST RUSHING	63	44
NET YARDS RUSHING	17	205
NET YARDS PASSING	53	154
PASSES ATTEMPTED	26	23
PASSES COMPLETED	8	10
HAD INTERCEPTED	1	0
TOTAL OFFENSIVE PLAYS	60	70
TOTAL NET YARDS	70	359
AVERAGE GAIN PER PLAY	1.2	5.1
FUMBLES/LOST	2-2	4-2
PENALTIES/YARDS	1-6	4-41
INTERCEPTIONS/YARDS	0-0	1-0
PUNTS/YARDS	12-422	6-248
AVERAGE PER PUNT	35.2	41.3
PUNT RETURNS/YARDS	2-16	1-41
KICKOFF RETURNS/YARDS	7-108	1-69
POSSESSION TIME	28:31	31:29
THIRD-DOWN CONVERSIONS	0 of 16	6 of 15
SACKS BY	1-5	7-54

LSU

RUSHING

	<u>Att.</u>	<u>Gain</u>	<u>Lost</u>	<u>Net</u>	<u>TD</u>	<u>Long</u>
Joseph Addai	11	104	6	98	2	34
Domanick Davis	15	58	8	50	2	13
Matt Mauck	3	24	0	24	0	10
Shyrone Carey	6	21	0	21	0	9
L. Toefield	3	8	0	8	0	6
Ryan Gilbert	6	27	20	7	0	15
Marcus Randall	3	7	10	-3	0	7

PASSING

	<u>Att.</u>	<u>Comp</u>	<u>Int</u>	<u>Yds</u>	<u>TD</u>	<u>Long</u>	<u>Sacks</u>
Matt Mauck	19	8	0	138	3	42	0
Marcus Randall	4	2	0	16	0	0	1

RECEIVING

	<u>No.</u>	<u>Yds.</u>	<u>TD</u>	<u>Long</u>
Michael Clayton	3	56	2	36
Joseph Addai	2	50	0	42
Bennie Brazell	2	16	0	11
Shyrone Carey	2	12	0	12
Devery Henderson	1	20	1	20

PUNTING

	<u>No.</u>	<u>Yds.</u>	<u>Avg.</u>	<u>Long</u>	<u>I20</u>
Donnie Jones	6	248	41.3	52	2

FIELD GOALS

	<u>Att.</u>	<u>Made</u>	<u>Long</u>
John Corbello	2	0	

<u>ALL RETURNS</u>	<u>Punts</u>			<u>Kickoffs</u>			<u>Intercepted</u>		
	<u>No.</u>	<u>Yds</u>	<u>LP</u>	<u>No.</u>	<u>Yds</u>	<u>LP</u>	<u>No.</u>	<u>Yds</u>	<u>LP</u>
Domanick Davis	1	41	41	0	0	0	0	0	0
Dev. Henderson	0	0	0	1	69	69	0	0	0
Damien James	0	0	0	0	0	0	1	0	0
Shyrone Carey	3	67	52	0	0	0	0	0	0

UL-LAFAYETTE

RUSHING

	<u>Att.</u>	<u>Gain</u>	<u>Lost</u>	<u>Net</u>	<u>TD</u>	<u>Long</u>
Coleman	11	21	2	19	0	4
Williams	4	15	0	15	0	9
Johnson	4	13	0	13	0	5
Stein	1	7	0	7	0	7
Bourque	1	4	0	4	0	4
Lindon	2	0	1	-1	0	0
George	1	0	6	-6	0	0
Rekeita	2	0	16	-16	0	0
Van Cleave	8	20	38	-18	0	9

PASSING

	<u>Att.</u>	<u>Comp</u>	<u>Int</u>	<u>Yds</u>	<u>TD</u>	<u>Long</u>	<u>Sacks</u>
Van Cleave	20	6	1	46	0	14	5
Rekeita	6	2	0	7	0	7	2

RECEIVING

	<u>No.</u>	<u>Yds.</u>	<u>TD</u>	<u>Long</u>
George	3	27	0	14
Bourque	2	15	0	11
Stamps	1	4	0	4
Stein	1	4	0	4
Temple	1	3	0	3

PUNTING

	<u>No.</u>	<u>Yds.</u>	<u>Avg.</u>	<u>Long</u>
Autrey	12	422	35.2	45

<u>ALL RETURNS</u>	<u>Punts</u>			<u>Kickoffs</u>			<u>Intercepted</u>		
	<u>No.</u>	<u>Yds</u>	<u>LP</u>	<u>No.</u>	<u>Yds</u>	<u>LP</u>	<u>No.</u>	<u>Yds</u>	<u>LP</u>
Stein	0	0	0	1	3	3	0	0	0
Sampy	0	0	0	6	105	22	0	0	0
George	1	11	11	0	0	0	0	0	0
Carter	1	5	5	0	0	0	0	0	0

GAME

18 LSU

36



16 FLORIDA

7

OCT. 12 • FLORIDA FIELD - GAINESVILLE, FLA. • 85,252

TIGERS BLAST FLORIDA, 36-7

In one of the most dominating performances by an LSU team in recent history, the Tigers rolled to a 36-7 win at Florida. LSU never trailed, jumping out to a 10-0 lead behind a pair of first quarter interceptions by **Corey Webster**, the second of which he returned 45 yards for a touchdown. LSU began its second-half domination with a 12-play, 80-yard drive capped by a 13-yard strike from **Matt Mauck** to **Devery Henderson**. The lead was 26-7 after another Mauck-to-Henderson TD. **Blain Bech** then scored on a 35-yard run on a fake field goal and John Corbello kicked his third field goal for the final margin. LSU limited Florida to 237 yards of offense, including just 163 passing yards. Mauck connected on 13-of-20 passes for 153 yards and 2 TDs and added another 67 yards on the ground. **Domanick Davis** led the Tigers with 84 yards rushing.

SCORING

LSU	13	0	13	10	-36
FLORIDA	0	7	0	0	-7

- LSU 4:54 1Q Corbello 37 FG
- LSU 3:38 1Q Webster 45 int. return (Corbello kick)
- LSU 0:00 1Q Corbello 45 FG
- UF 8:35 2Q Jacobs 16 pass from Grossman (Leach kick)
- LSU 6:09 3Q Henderson 13 pass from Mauck (Corbello kick)
- LSU 4:10 3Q Henderson 25 pass from Mauck (pass failed)
- LSU 14:52 4Q Bech 35 run on fake FG (Corbello kick)
- LSU 12:29 4Q Corbello 20 FG

Category	LSU	UF
FIRST DOWNS	15	16
RUSHING	9	6
PASSING	6	9
PENALTY	0	1
RUSHING ATTEMPTS	48	25
YARDS GAINED RUSHING	276	89
YARDS LOST RUSHING	27	15
NET YARDS RUSHING	249	74
NET YARDS PASSING	153	163
PASSES ATTEMPTED	20	44
PASSES COMPLETED	13	18
HAD INTERCEPTED	0	4
TOTAL OFFENSIVE PLAYS	68	69
TOTAL NET YARDS	402	237
AVERAGE GAIN PER PLAY	5.9	3.4
FUMBLES/LOST	2-0	0-0
PENALTIES/YARDS	6-40	3-25
INTERCEPTIONS/YARDS	4-67	0-0
PUNTS/YARDS	5-215	8-303
AVERAGE PER PUNT	43.0	37.9
PUNT RETURNS/YARDS	4-62	3-43
KICKOFF RETURNS/YARDS	1-14	5-90
POSSESSION TIME	35:40	24:20
THIRD-DOWN CONVERSIONS	5 of 17	7 of 17
SACKS BY	1-3	2-12

LSU

RUSHING

	Att.	Gain	Lost	Net	TD	Long
Domanick Davis	14	84	0	84	0	39
Matt Mauck	15	93	26	67	0	27
Joseph Addai	16	57	1	56	0	9
Blain Bech	1	35	0	35	1	35
Shyrone Carey	2	7	0	7	0	4

PASSING

	Att.	Comp	Int	Yds	TD	Long	Sacks
Matt Mauck	20	13	0	153	2	39	2

RECEIVING

	No.	Yds.	TD	Long
Dev. Henderson	4	49	2	25
Michael Clayton	3	83	0	39
Domanick Davis	3	3	0	3
Joseph Addai	1	8	0	8
Eric Edwards	1	6	0	6
Solomon Lee	1	4	0	4

PUNTING

	No.	Yds.	Avg.	Long	I20
Donnie Jones	5	215	43.0	51	0

FIELD GOALS

	Att.	Made	Long
John Corbello	3	3	45

	Punts			Kickoffs			Intercepted		
	No.	Yds	LP	No.	Yds	LP	No.	Yds	LP
ALL RETURNS									
Domanick Davis	4	62	31	1	14	14	0	0	0
Corey Webster	0	0	0	0	0	0	3	49	45
Marcus Spears	0	0	0	0	0	0	1	18	18

FLORIDA

RUSHING

	Att.	Gain	Lost	Net	TD	Long
Earnest Graham	14	44	6	38	0	11
Taylor Jacobs	1	23	0	23	0	23
Ran Carthon	5	13	1	12	0	7
Willie Green	2	7	0	7	0	5
Ingle Martin	1	2	0	2	0	2
Rex Grossman	2	0	8	-8	0	0

PASSING

	Att.	Comp	Int	Yds	TD	Long	Sacks
Rex Grossman	43	18	4	163	1	18	1
Jeff Whitaker	1	0	0	0	0	0	0

RECEIVING

	No.	Yds.	TD	Long
Carlos Perez	6	52	0	13
Taylor Jacobs	5	66	1	18
Ben Troupe	2	15	0	10
Ran Carthon	1	11	0	11
Willie Green	1	9	0	9
Aaron Walker	1	5	0	5
Earnest Graham	1	4	0	4
Vernell Brown	1	1	0	1

PUNTING

	No.	Yds.	Avg.	Long
Ingle Martin	8	303	37.9	54

FIELD GOALS

	Att.	Made	Long
None			

	Punts			Kickoffs			Intercepted		
	No.	Yds	LP	No.	Yds	LP	No.	Yds	LP
ALL RETURNS									
Ran Carthon	0	0	0	3	60	29	0	0	0
Keiwan Ratliff	3	43	20	0	0	0	0	0	0
Kelvin Wright	0	0	0	1	30	30	0	0	0
Ciattrick Fason	0	0	0	1	0	0	0	0	0

GAME SOUTH CAROLINA 14
14 LSU 38

OCT. 19 • TIGER STADIUM - BATON ROUGE, LA. • 91,340

LSU EXPLODES PAST USC, 38-14

Trailing 14-6 at halftime, LSU put together a dominating half of football to roll to a 38-14 victory over South Carolina in Tiger Stadium. In the third quarter, LSU outscored South Carolina 25-0 and held the Gamecocks to only one-yard of total offense. Behind the play of first-time starter **Marcus Randall**, LSU scored two touchdowns and added a field goal to go along with cornerback **Demetrius Hookfin**'s interception return for a touchdown to put the game out of reach at 31-14. **Domanick Davis** finished with 113 yards rushing, while Randall completed 12 of 23 passes for 183 yards. Randall added 36 yards rushing, including a 12-yard TD run. Defensively, "THE JAMES GANG" held South Carolina to only 275 yards of offense, including 63 yards and no points in the second half.

SCORING

SOUTH CAROLINA	7	7	0	0	-14
LSU	3	3	25	7	-38

- USC 10:30 1Q Williamson 60 pass from Jenkins (Weaver kick)
- LSU 6:07 1Q Corbello 42 FG
- USC 9:23 2Q Pinnock 9 run (Weaver kick)
- LSU 0:00 2Q Corbello 48 FG
- LSU 10:07 3Q Randall 12 run (Randall pass to Clayton)
- LSU 6:45 3Q Corbello 37 FG
- LSU 2:22 3Q Carey 13 run (Corbello kick)
- LSU 2:07 3Q Hookfin 10 int. return (Corbello kick)
- LSU 3:13 4Q Davis 5 run (Corbello kick)

TEAM STATS

Category	USC	LSU
FIRST DOWNS	13	24
RUSHING	6	12
PASSING	4	8
PENALTY	3	4
RUSHING ATTEMPTS	30	45
YARDS GAINED RUSHING	160	240
YARDS LOST RUSHING	12	9
NET YARDS RUSHING	148	231
NET YARDS PASSING	127	183
PASSES ATTEMPTED	22	23
PASSES COMPLETED	10	12
HAD INTERCEPTED	2	0
TOTAL OFFENSIVE PLAYS	52	68
TOTAL NET YARDS	275	414
AVERAGE GAIN PER PLAY	5.3	6.1
FUMBLES/LOST	1-0	1-0
PENALTIES/YARDS	8-85	10-82
INTERCEPTIONS/YARDS	0-0	2-10
PUNTS/YARDS	6-264	2-92
AVERAGE PER PUNT	44.0	46.0
PUNT RETURNS/YARDS	1-(-6)	2-23
KICKOFF RETURNS/YARDS	6-72	3-99
POSSESSION TIME	25:21	34:39
THIRD-DOWN CONVERSIONS	2 of 10	6 of 13
SACKS BY	0-0	3-10

LSU

RUSHING

	Att.	Gain	Lost	Net	TD	Long
Domanick Davis	26	115	2	113	1	15
Shyrone Carey	6	68	0	68	1	42
Marcus Randall	6	39	3	36	1	14
Joseph Addai	7	18	4	14	0	7

PASSING

	Att.	Comp	Int	Yds	TD	Long	Sacks
Marcus Randall	23	12	0	183	0	26	0

RECEIVING

	No.	Yds.	TD	Long
Michael Clayton	4	77	0	25
Reggie Robinson	3	55	0	21
Jerel Myers	2	45	0	26
Domanick Davis	1	4	0	4
Eric Edwards	1	2	0	2

PUNTING

	No.	Yds.	Avg.	Long	I20
Donnie Jones	2	92	46.0	56	2

FIELD GOALS

	Att.	Made	Long
John Corbello	5	3	48

ALL RETURNS	Punts			Kickoffs			Intercepted		
	No.	Yds	LP	No.	Yds	LP	No.	Yds	LP
Domanick Davis	2	23	18	2	61	39	0	0	0
Dem. Hookfin	0	0	0	0	0	0	2	10	10
Dev. Henderson	0	0	0	1	38	38	0	0	0

SOUTH CAROLINA

RUSHING

	Att.	Gain	Lost	Net	TD	Long
Daccus Turman	4	49	0	49	0	20
Corey Jenkins	15	51	10	41	0	11
Andrew Pinnock	7	34	1	33	1	14
T. Williamson	1	22	0	22	0	22
Ryan Brewer	2	4	0	4	0	3
D. Pinkins	1	0	1	-1	0	0

PASSING

	Att.	Comp	Int	Yds	TD	Long	Sacks
Corey Jenkins	12	5	2	65	1	60	2
D. Pinkins	9	4	0	54	0	26	1
Tyler Dean	1	1	0	8	0	8	0

RECEIVING

	No.	Yds.	TD	Long
Corey Taylor	2	41	0	26
Ryan Brewer	2	8	0	5
T. Williamson	1	60	1	60
J. Martin	1	8	0	8
Mikal Goodman	7	0	7	
Jared Farabee	1	6	0	6
James Adkisson	1	1	0	1
A. Pinnock	1	-4	0	4

PUNTING

	No.	Yds.	Avg.	Long
Tyler Dean	6	264	44.0	52

FIELD GOALS

	Att.	Made	Long
None			

ALL RETURNS	Punts			Kickoffs			Intercepted		
	No.	Yds	LP	No.	Yds	LP	No.	Yds	LP
T. Williamson	0	0	0	1	13	13	0	0	0
Kris Clark	0	0	0	1	7	7	0	0	0
M. Thomas	1	-6	0	1	13	13	0	0	0
Andrea Gause	0	0	0	1	22	22	0	0	0
Thez Robinson	0	0	0	2	17	14	0	0	0

GAME **AUBURN** **31**
#10 LSU **7**

OCT. 26 • JORDAN-HARE STADIUM - AUBURN, ALA. • 85,366

LSU TURNS IT OVER IN 31-7 LOSS TO AUBURN

A combination of turnovers and poor field position did LSU in as the Tigers dropped a 31-7 decision to Auburn at Jordan-Hare Stadium. LSU fumbled on its first play from scrimmage to set the tone for the game that saw the Tigers commit five turnovers . Despite four first half turnovers, the Tiger defense kept LSU in the game as Auburn managed to hold only a 17-0 advantage at halftime. Auburn put the game out of reach early in the third quarter when Jason Campbell found Robert Johnson in the end-zone for a 3-yard TD pass to make the score 24-0. Auburn tacked on another score early in the fourth quarter before the Tigers scored their only points of the game on an 8-yard run by **Joseph Addai** midway through the final quarter. **Marcus Randall** led LSU with 74 yards rushing, while Addai added 44 yards and 1 TD on 10 carries. Randall connected on 9 of 20 passes for 79 yards and 4 interceptions for the Tigers. **Bradie James** led the defense with 14 tackles.

SCORING

LSU	0	0	0	7	-7
AUBURN	7	10	7	7	-31

AU	6:56	1Q	Brown 5 run (Yost kick)
AU	6:07	2Q	Yost 19 FG
AU	2:10	2Q	Smith 13 run (Yost kick)
AU	10:51	3Q	Johnson 3 pass from Campbell (Yost kick)
AU	11:14	4Q	Brown 20 run (Yost kick)
LSU	7:19	4Q	Addai 8 run (Corbello kick)

TEAM STATS

Category	LSU	AU
FIRST DOWNS	14	14
RUSHING	8	10
PASSING	4	4
PENALTY	2	1
RUSHING ATTEMPTS	41	45
YARDS GAINED RUSHING	175	239
YARDS LOST RUSHING	12	23
NET YARDS RUSHING	163	216
NET YARDS PASSING	79	105
PASSES ATTEMPTED	20	11
PASSES COMPLETED	9	7
HAD INTERCEPTED	4	0
TOTAL OFFENSIVE PLAYS	61	56
TOTAL NET YARDS	242	321
AVERAGE GAIN PER PLAY	4.0	5.7
FUMBLES/LOST	2-1	2-1
PENALTIES/YARDS	6-52	6-59
INTERCEPTIONS/YARDS	0-0	4-135
PUNTS/YARDS	5-203	3-139
AVERAGE PER PUNT	40.6	46.3
PUNT RETURNS/YARDS	1-9	5-36
KICKOFF RETURNS/YARDS	2-48	1-3
POSSESSION TIME	30:15	29:45
THIRD-DOWN CONVERSIONS	4 of 13	7 of 14
SACKS BY	2-10	0-0

LSU

RUSHING

	Att.	Gain	Lost	Net	TD	Long
Marcus Randall	16	84	10	74	0	12
Joseph Addai	10	46	2	44	1	19
Domanick Davis	14	42	0	42	0	8
Michael Clayton	1	3	0	3	0	3

PASSING

	Att.	Comp	Int	Yds	TD	Long	Sacks
Marcus Randall	20	9	4	79	0	21	0

RECEIVING

	No.	Yds.	TD	Long
Jerel Myers	3	44	0	21
Dev. Henderson	2	16	0	14
Michael Clayton	2	10	0	7
Reggie Robinson	1	7	0	7
Domanick Davis	1	2	0	2

PUNTING

	No.	Yds.	Avg.	Long	I20
Donnie Jones	5	203	40.6	47	0

FIELD GOALS

	Att.	Made	Long
none			

ALL RETURNS	Punts			Kickoffs			Intercepted		
	No.	Yds	LP	No.	Yds	LP	No.	Yds	LP
Domanick Davis	1	9	9	2	48	31	0	0	0

AUBURN

RUSHING

	Att.	Gain	Lost	Net	TD	Long
Ronnie Brown	18	101	6	95	2	20
Tre Smith	11	81	1	80	1	36
Jason Campbell	8	47	10	37	0	17
Chris Butler	7	10	3	7	0	3
Team	1	0	3	-3	0	0

PASSING

	Att.	Comp	Int	Yds	TD	Long	Sacks
Jason Campbell	11	7	0	105	1	48	2

RECEIVING

	No.	Yds.	TD	Long
Robert Johnson	3	32	1	19
D. Aromashodu	2	61	0	48
Jeris McIntyre	1	6	0	6
Marcel Willis	1	6	0	6

PUNTING

	No.	Yds.	Avg.	Long
Damon Duval	3	139	46.3	58

FIELD GOALS

	Att.	Made	Long
Philip Yost	3	1	19

ALL RETURNS	Punts			Kickoffs			Intercepted		
	No.	Yds	LP	No.	Yds	LP	No.	Yds	LP
Marcel Willis	3	25	10	0	0	0	0	0	0
Donnay Young	0	0	0	0	0	0	1	9	9
Karlos Dansby	0	0	0	0	0	0	2	62	60
T. Robinson	0	0	0	0	0	0	1	64	64
Roderick Hood	2	11	12	0	0	0	0	0	0
Tre Smith	0	0	0	1	3	3	0	0	0

GAME

16 LSU

33**KENTUCKY****30**

NOV. 9 • COMMONWEALTH STADIUM • LEXINGTON, KY. • 66,262

HAIL MARY LIFTS LSU PAST KENTUCKY, 33-30

Marcus Randall connected with Devery Henderson on a 75-yard "Hail Mary" TD pass with no time left to lift the Tigers to a very unlikely 33-30 win over Kentucky in Lexington. Billed as "THE BLUEGRASS MIRACLE", LSU won on the final play of a football game for the first time since a 17-16 victory over Ole Miss in 1972. Trailing 30-27 after a 29-yard field goal by Kentucky, were backed up to their own 8-yard line with nine seconds left. After a 17-yard gain that put the ball on the 25-yard line with two seconds left, Randall heaved the ball as far as he could. A pair of UK defenders deflected the ball directly to Henderson who then raced into the endzone for the game-winning TD. Henderson finished the contest with five receptions for 201 yards and three TDs, the second of which put the Tigers up 14-7 just before half-time.

SCORING

	0	14	7	12	-33
LSU					
KENTUCKY	7	0	7	16	-30

UK	6:19	1Q	Boone 43 pass from Lorenzen (Begley kick)
LSU	12:33	2Q	Henderson 70 pass from Randall (Corbello)
LSU	0:05	2Q	Henderson 30 pass from Randall (Corbello)
LSU	13:17	3Q	Addai 63 run (Corbello kick)
UK	3:43	3Q	Harp 3 pass from Lorenzen (Begley kick)
LSU	14:12	4Q	Corbello 49 FG
UK	10:05	4Q	Boone 25 pass from Lorenzen (pass failed)
LSU	6:02	4Q	Corbello 19 FG
UK	2:24	4Q	Boone 44 pass from Lorenzen (Begley kick)
UK	0:11	4Q	Begley 29 FG
LSU	0:00	4Q	Henderson 75 pass from Randall

TEAM STATS

Category	LSU	UK
FIRST DOWNS	18	21
RUSHING	8	8
PASSING	7	9
PENALTY	3	4
RUSHING ATTEMPTS	42	35
YARDS GAINED RUSHING	228	165
YARDS LOST RUSHING	15	11
NET YARDS RUSHING	213	154
NET YARDS PASSING	264	221
PASSES ATTEMPTED	23	29
PASSES COMPLETED	10	14
HAD INTERCEPTED	0	0
TOTAL OFFENSIVE PLAYS	65	64
TOTAL NET YARDS	477	375
AVERAGE GAIN PER PLAY	7.3	5.9
FUMBLES/LOST	1-0	3-2
PENALTIES/YARDS	13-104	5-49
INTERCEPTIONS/YARDS	0-0	0-0
PUNTS/YARDS	7-305	6-275
AVERAGE PER PUNT	43.6	45.8
PUNT RETURNS/YARDS	3-19	5-51
KICKOFF RETURNS/YARDS	5-118	3-59
POSSESSION TIME	32:55	27:05
THIRD-DOWN CONVERSIONS	6 of 16	5 of 12
SACKS BY	1-6	1-8

LSU

RUSHING	Att.	Gain	Lost	Net	TD	Long
Joseph Addai	9	92	1	91	1	63
Domanick Davis	20	79	3	76	0	12
Marcus Randall	10	47	11	36	0	11
Dev. Henderson	3	10	0	10	0	5

PASSING	Att.	Comp	Int	Yds	TD	Long	Sacks
Marcus Randall	23	10	0	264	3	75	1

RECEIVING	No.	Yds.	TD	Long
Dev. Henderson	5	201	3	75
Michael Clayton	4	54	0	17
Domanick Davis	1	9	0	9

PUNTING	No.	Yds.	Avg.	Long	I20
Donnie Jones	6	305	50.8	86	2
Team	1	0	0.0	0	0

FIELD GOALS	Att.	Made	Long
John Corbello	3	2	49

ALL RETURNS	Punts			Kickoffs			Intercepted		
	No.	Yds	LP	No.	Yds	LP	No.	Yds	LP
Domanick Davis	3	19	11	1	31	31	0	0	0
Dev. Henderson	0	0	0	4	87	38	0	0	0

KENTUCKY

RUSHING	Att.	Gain	Lost	Net	TD	Long
Artose Pinner	27	145	2	143	0	27
Jared Lorenzen	4	17	6	11	0	13
Aaron Boone	1	3	0	3	0	3
Team	1	0	0	0	0	0
Shane Boyd	2	0	3	-3	0	0

PASSING	Att.	Comp	Int	Yds	TD	Long	Sacks
Jared Lorenzen	26	12	0	210	4	44	1
Shane Boyd	3	2	0	11	0	7	0

RECEIVING	No.	Yds.	TD	Long
Derek Abney	5	60	0	17
Aaron Boone	3	112	3	44
Tommy Cook	3	9	0	5
Chase Harp	2	22	1	19
Artose Pinner	1	18	0	18

PUNTING	No.	Yds.	Avg.	Long
Glenn Pakulak	6	275	45.8	58

FIELD GOALS	Att.	Made	Long
Taylor Begley	1	1	29

ALL RETURNS	Punts			Kickoffs			Intercepted		
	No.	Yds	LP	No.	Yds	LP	No.	Yds	LP
Derek Abney	4	39	21	3	59	30	0	0	0
Deion Holts	1	12	0	0	0	0	0	0	0



#10 ALABAMA

31

#14 LSU

0

NOV. 16 • TIGER STADIUM • BATON ROUGE, LA. • 92,012

ALABAMA RUNS PAST LSU, 31-0

Shaud Williams and Santonio Beard each accounted for over 100 rushing yards as No. 10 Alabama ran for 300 yards en route to a 31-0 win over No. 14 LSU. The shutout marked the first time since 1996 in which the Tigers have been held scoreless in a game, a streak of 72 games. The Crimson Tide got on the board first with a 6-yard run by Beard at the 3:52 mark in the second quarter. LSU pinned the Tide on their 4-yard line just before half-time, but Alabama went 96 yards on nine plays over the final 1:41 of the half to take a 14-0 lead on a 2-yard run by Tyler Watts. LSU never did recover managing a season-low 196 yards of offense, while allowing a season-high of 477 yards. One bright spot for the Tigers was the return of running back LaBrandon Toefield, who rushed for 22 yards on 5 carries. LSU had just 65 yards passing in the loss.

SCORING

Table with 5 columns: Team, Q1, Q2, Q3, Q4, Total. Rows for ALABAMA and LSU.

Play log table with columns: Time, Quarter, Player, Action. Includes plays like Santonio Beard 6 yd run, Tyler Watts 2 yd run, etc.

TEAM STATS

Comparison table between UA and LSU for various stats like First Downs, Rushing, Passing, etc.

LSU

RUSHING table for LSU with columns: Player, Att., Gain, Lost, Net, TD, Long.

PASSING table for LSU with columns: Player, Att., Comp, Int, Yds, TD, Long, Sacks.

RECEIVING table for LSU with columns: Player, No., Yds., TD, Long.

PUNTING table for LSU with columns: Player, No., Yds., Avg., Long, I20.

FIELD GOALS

none

ALL RETURNS table for LSU with columns: Player, Punts, Kickoffs, Intercepted.

ALABAMA

RUSHING table for ALABAMA with columns: Player, Att., Gain, Lost, Net, TD, Long.

PASSING table for ALABAMA with columns: Player, Att., Comp, Int, Yds, TD, Long, Sacks.

RECEIVING table for ALABAMA with columns: Player, No., Yds., TD, Long.

PUNTING table for ALABAMA with columns: Player, No., Yds., Avg., Long.

FIELD GOALS table for ALABAMA with columns: Player, Att., Made, Long.

ALL RETURNS table for ALABAMA with columns: Player, Punts, Kickoffs, Intercepted.

RANDALL RALLIES TIGERS PAST OLE MISS

Marcus Randall rallied LSU past Ole Miss, 14-13. Trailing by six with less than 10 minutes left, Randall guided the Tigers on a 10-play, 74-yard drive that culminated with a 27-yard TD pass to **Michael Clayton**. The Tigers then kept the Rebels from crossing midfield in three possessions down the stretch. **Corey Webster** intercepted an Eli Manning pass at the LSU 22-yard line with less than two minutes left to end all Rebel hopes. The play of the game for the Tigers came early in the fourth quarter when **Demetrius Hookfin** intercepted a Manning pass at the 3-yard line to thwart a Rebel scoring opportunity. LSU held Ole Miss to only 279 yards of offense overall and just three second-half points. LSU cut the Rebel lead to 10-7 just before the half when Randall hit **Devery Henderson** for a 19-yard score with two seconds left.

SCORING

OLE MISS	3	7	3	0	-13
LSU	0	7	0	7	-14

UM	8:22	1st	Jonathan Nichols	36 yd field goal
UM	1:02	1st	Mike Espy	20 yd pass from Eli Manning (Nichols kick)
LSU	0:02	2nd	Henderson	19 yd pass from Marcus Randall (John Corbello kick)
UM	9:08	3rd	Jonathan Nichols	39 yd field goal
LSU	06:34	4th	Michael Clayton	27 yd pass from Randall (John Corbello kick)

TEAM STATS

Category	UM	LSU
FIRST DOWNS	16	19
RUSHING	4	9
PASSING	11	10
PENALTY	1	0
RUSHING ATTEMPTS	28	46
YARDS GAINED RUSHING	89	180
YARDS LOST RUSHING	28	46
NET YARDS RUSHING	61	134
NET YARDS PASSING	218	188
PASSES ATTEMPTED	38	27
PASSES COMPLETED	19	15
HAD INTERCEPTED	2	1
TOTAL OFFENSIVE PLAYS	66	73
TOTAL NET YARDS	279	322
AVERAGE GAIN PER PLAY	4.2	4.4
FUMBLES: NUMBER-LOST	1-1	5-3
PENALTIES/YARDS	1-10	2-25
INTERCEPTIONS/YARDS	1-1	2-45
NUMBER OF PUNTS-YARDS	8-326	8-364
AVERAGE PER PUNT	40.8	45.5
PUNT RETURNS/YARDS	2-12	4-12
KICKOFF RETURNS/YARDS	3-39	3-61
POSSESSION TIME	27:02	32:58
THIRD-DOWN CONVERSIONS	5 OF 16	6 OF 17
SACKS BY/YARDS	2-16	2-17

LSU

RUSHING	Att.	Gain	Lost	Net	TD	Long
Domanick Davis	17	89	2	87	0	10
L. Toefield	17	47	12	35	0	9
Marcus Randall	9	44	13	31	0	15
Shyrone Carey	1	0	2	-2	0	0
Rick Clausen	2	0	17	-17	0	0

PASSING	Att.	Comp	Int	Yds	TD	Long	Sacks
Marcus Randall	20	13	0	179	2	27	1
Rick Clausen	6	2	1	9	0	6	1
Blain Bech	1	0	0	0	0	0	0

RECEIVING	No.	Yds.	TD	Long
Michael Clayton	6	77	1	27
Jerel Myers	4	40	0	17
Domanick Davis	2	21	0	13
Reggie Robinson	1	24	0	24
Dev. Henderson	1	19	1	19
Skyler Green	1	7	0	7

PUNTING	No.	Yds.	Avg.	Long	I20
Donnie Jones	8	364	45.5	54	3

FIELD GOALS	Att.	Made	Long
none			

ALL RETURNS	Punts			Kickoffs			Intercepted		
	No.	Yds	LP	No.	Yds	LP	No.	Yds	LP
Domanick Davis	4	12	7	2	45	25	0	0	0
Dev. Henderson	0	0	0	1	16	16	0	0	0
Corey Webster	0	0	0	0	0	0	1	0	0
Dem. Hoofkin	0	0	0	0	0	0	1	45	45

OLE MISS

RUSHING	Att.	Gain	Lost	Net	TD	Long
Tremaine Turner	12	46	2	44	0	18
R. McClendon	6	15	4	11	0	6
Rick Razzano	3	9	0	9	0	6
Chris Collins	1	6	0	6	0	6
Mike Espy	1	6	0	6	0	6
Vashon Pearson	1	0	1	-1	0	0
Eli Manning	4	7	21	-14	0	7

PASSING	Att.	Comp	Int	Yds	TD	Long	Sacks
Eli Manning	38	19	2	218	1	26	2

RECEIVING	No.	Yds.	TD	Long
Chris Collins	5	39	0	9
Jason Armstead	2	45	0	26
Toward Sanford	2	27	0	18
Mike Espy	2	26	1	20
Eric Rice	2	23	0	13
Rick Razzano	2	22	0	16
Kerry Johnson	2	14	0	8
Taye Biddle	1	12	0	12
Bill Flowers	1	10	0	10

PUNTING	No.	Yds.	Avg.	Long
Cody Ridgeway	8	326	40.8	54

FIELD GOALS	Att.	Made	Long
Jonathan Nichols	2	2	39

ALL RETURNS	Punts			Kickoffs			Intercepted		
	No.	Yds	LP	No.	Yds	LP	No.	Yds	LP