

- INTRO
- THIS IS LSU
- TIGERS
- COACHES
- REVIEW**
- HISTORY
- LSU



2005: Winning For Louisiana

A pair of **Hurricanes named Katrina and Rita** devastated Louisiana last fall, disrupting, and perhaps forever changing, the way of life in a football hungry state. With **New Orleans underwater** and most of the gulf coast destroyed by the storms, it was the **LSU football team** that stepped up to become the torch bearer for a state in need of a diversion. Week after week, the Tigers, much like the citizens of this great state, **overcame adversity** and found a way to end up winners. In all, the Tigers won five games by four points or less to finish with an unlikely 11-2 mark in a year that was full of distractions. By the time the 2005 season came to an end, Les Miles had directed to the **Tigers to the best record in school history for a first-year coach**. He also became the only coach in school history to beat Alabama, Auburn and Florida in the same season. LSU capped the year by winning the SEC Western Division and advancing to the **SEC Championship game** for the third time in school history. The Tigers then put an exclamation on the extraordinary season with a **40-3** thumping of ninth-ranked Miami in the **Peach Bowl**.

Tigers Close Out 2005 Season With 40-3 Victory Over Miami In Chick-fil-A Peach Bowl

LSU closed out its first season under Les Miles with a 40-3 victory over ninth-ranked Miami in the Chick-fil-A Peach Bowl. The 37-point victory marked the largest for LSU in a bowl game. The margin of victory also marked the worst defeat for the Hurricanes in a bowl game in school history. Matt Flynn, subbing for an injured JaMarcus Russell, was named the game's offensive MVP after throwing for 196 yards and two touchdowns. Joseph Addai, playing in his final game as a Tiger, ran for 130 yards and a score, while Jacob Hester added 70 yards and a touchdown. Defensively, the Tigers held the Hurricanes to only 153 yards of

offense, which included just three net yards and no first downs in the second half.

Tigers Win West, Fall To Georgia In SEC Title Game

LSU won the SEC Western Division in 2005, tying a school-record with seven league victories. LSU posted a 7-1 overall league mark and faced Georgia in the SEC Championship Game, where the Bulldogs posted a 34-14 win over the Tigers. The game against Georgia marked the third time the Tigers have played in the SEC title game. LSU's other SEC Championship Game appearances came in 2001 (def. Tennessee, 31-20) and in 2003 (def. Georgia, 34-13). LSU is 2-1 all-time in SEC Championship Games.

LSU's 11 Wins Ranks As Second-Best Total In School History

LSU's 11 wins during the 2005 season ranks as the second-highest total in school history, trailing only the 13 victories by the national championship team in 2003. Only three times in school history have the Tigers won at least 11 games in a year - 1958, 2003 and 2005. The 1958 team won the national title with an 11-0 mark.

Tigers Finish Year Ranked No. 5 In Nation In USA Today Coaches Poll

With its 40-3 win over Miami in the Peach Bowl, LSU capped its first season under Les Miles ranked No. 5 in the nation in the USA Today Coaches poll and No. 6 in the Associated

Tracking the Tigers

WEEK	AP	COACHES	HARRIS	BCS
Preseason	5	6	--	--
Sept. 6	5	5	--	--
Sept. 11	3	3	--	--
Sept. 18	3	3	--	--
Sept. 25	4	4	5	--
Oct. 2	11	11	12	-
Oct. 9	10	8	10	--
Oct. 16	7	7	7	6
Oct. 23	7	7	8	8
Oct. 30	6	6	7	8
Nov. 6	5	5	5	7
Nov. 13	4	4	4	5
Nov. 20	3	3	3	4
Nov. 27	3	3	4	4
Dec. 4	10	10	10	12
Jan. 8	6	5	No poll	No poll



INTRO

THIS IS LSU

TIGERS

COACHES

REVIEW

HISTORY

LSU

Press poll. The No. 5 ranking in the coaches poll is the second-highest for LSU, behind the No. 1 final ranking during the national championship season in 2003.

Miles Is Winningest First-Year Coach in LSU History

By leading the Tigers to 11 wins in his first year, Les Miles became the winningest first-year coach in school history. The 11 wins for Miles was one better than the 10 victories posted by Mike Archer during his first season with LSU in 1986.

Miles Makes History

First-year coach Les Miles made history in 2005 as he became the only coach in school history to beat Florida, Auburn and Alabama in the same season. LSU beat Florida 21-17 on Oct. 15, then followed that with a 20-17 overtime win over Auburn a week later. The 16-13 overtime win over Alabama clinched the feat for Miles.

Miles Makes History Part II

Les Miles was the first coach in SEC history to lead his team to the SEC Championship Game in his first year in the league.

Tigers Make 37th Bowl Appearance

LSU made its 37th bowl appearance when they faced Miami in the Chick-fil-A Peach Bowl. The 37 bowl appearances ranks ninth nationally. LSU ranks fourth in the SEC in bowl appearances, trailing Alabama (53), Tennessee (45) and Georgia (41).

LSU Played In A Bowl Game For Sixth Straight Year

With its appearance in the Chick-fil-A Peach Bowl, LSU played in a bowl game for the sixth straight season, which marks the longest streak in school history. LSU's six-year bowl streak started with the 2000 Peach Bowl, a 28-14 win over Georgia Tech. Since then, the Tigers have appeared in the Sugar Bowl (2001 and 2003 seasons), Cotton Bowl (2002 season), Capital One Bowl (2004 season) and Peach Bowl (2005).

Wroten, Williams and Green Named First-Team All-Americans

Defensive tackles Claude Wroten and Kyle Williams, along with return specialist Skyler Green, were all named First-Team All-Americans in 2005. Wroten was named a First-Team All-American by Collegefootballnews.com, while Williams and Green were on the Rivals.com All-America list.

Rudy Niswanger Became Most Decorated Student-Athlete In School History

By picking up national awards in the Draddy Trophy and the Wuerffel Trophy, along with being named the SEC Scholar-Athlete of Year in football and being the recipient of the McWhorter Award, center Rudy Niswanger became the most decorated student-athlete in school history. Niswanger is the first player in LSU history to be named the recipient of the Draddy Trophy, known as the Academic Heisman. In addition, Niswanger became the inaugural recipient of the Wuerffel Trophy, which goes to the college football player who best combines exemplary community service with outstanding academic and athletic achievement. Niswanger, graduated in May 2006 with a 4.0 grade point average in kinesiology with emphasis on pre-medicine. He graduated with honors, receiving the University Medal as well as graduating *Summa Cum Laude*. Niswanger has been accepted to

2005 LSU Football Honors

#10 Joseph Addai * RB

Senior Bowl Participant
NFL First Round Draft Pick - Colts

#73 Will Arnold * OG

Second-Team All-SEC (Coaches)
Sports Illustrated All-Bowl Team

#17 Bennie Brazell * WR

NFL Seventh Round Draft Pick - Bengals

#15 Matt Flynn * AB

Offensive MVP Chick-fil-A Peach Bowl (Dec. 30 vs. Miami)

#5 Skyler Green * RS

First-Team All-American (Rivals.com)
Third-Team All-American (AP)
SEC Special Teams Player of the Year (SEC Coaches)
First-Team All-SEC (SEC Coaches)
Second-Team All-SEC (AP)
SEC Special Teams Player of the Week (Oct. 1 vs. Miss. State)
Senior Bowl Participant
NFL Fourth Round Draft Pick - Cowboys

#7 Ali Highsmith * LB

SEC Defensive Player of the Week (Oct. 15 vs. Florida)

#41 Chris Jackson * P/PK

Master Coaches Award Special Teams Player of the Week (Nov. 14 vs. Alabama)
SEC Special Teams Player of the Week (Nov. 19 vs. Ole Miss)

#97 Tyson Jackson * DE

SEC All-Freshman Team

#30 LaRon Landry * FS

Second-Team All-American (Rivals.com)
Third-Team All-American (AP)
First-Team All-SEC (SEC Coaches)
Second-Team All-SEC (AP)

#64 Rudy Niswanger * C

Draddy Trophy recipient (National Football Foundation)
Wuerffel Trophy recipient (All Sports Foundation)
H. Boyd McWhorter Award recipient (SEC)
National Scholar-Athlete (National Football Foundation)
SEC Scholar-Athlete of the Year (SEC Coaches)
First-Team Academic All-American (ESPN the Magazine)
Second-Team All-SEC (AP, SEC Coaches)

#90 Melvin Oliver * DE

Defensive MVP Chick-fil-A Peach Bowl (Dec. 30 vs. Miami)
Sports Illustrated All-Bowl Team
SEC Defensive Lineman of the Week (Nov. 25 vs. Arkansas)
NFL Sixth Round Draft Pick - 49ers

#4 JaMarcus Russell * QB

SEC Offensive Player of the Year (Columbus Touchdown Club)
SEC Offensive Player of the Week (Oct. 8 vs. Vanderbilt)

#76 Andrew Whitworth * OT

Second-Team All-American (Walter Camp Foundation)
Third-Team All-American (Associated Press)
First-Team All-SEC (AP, SEC Coaches, Collegefootballnews.com)
Rivals.com All-Bowl Team
East-West Shrine Game Participant
NFL Second Round Draft Pick - Bengals

#95 Kyle Williams * DT

First-Team All-American (Rivals.com)
Second-Team All-American (AP, Walter Camp Foundation, Collegefootballnews.com)
First-Team All-SEC (AP, Collegefootballnews.com)
Second-Team All-SEC (Coaches)
SEC Defensive Player of the Week (Nov. 14 vs. Alabama)
Senior Bowl Participant
NFL Fifth Round Draft Pick - Bills

#98 Claude Wroten * DT

First-Team All-American (Collegefootballnews.com)
Second-Team All-American (Sporting News)
First-Team All-SEC (AP, SEC Coaches, Collegefootballnews.com)
SEC Defensive Lineman of the Week (Sept. 10 vs. Arizona State, Oct. 22 vs. Auburn)
NFL Third Round Draft Pick - Rams

LSU Medical School in Shreveport after scoring a 33 on the MCAT, which placed him among the top eight percent in the nation.

Niswanger Repeats As First-Team Academic All-America

Rudy Niswanger became only the second two-time First-Team Academic All-American in school history when he was named to the ESPN the Magazine squad in 2005. Niswanger joins Rodney Reed as the only two-time First-Team Academic All-America selections in school history. Reed was named to the team in 2002 and 2003.

Five Tigers Named First-Team All-SEC

Four LSU players were named First-Team All-SEC by either the league's coaches or the Associated Press in 2005. Among the first teamers for the Tigers include OT Andrew Whitworth, DT Claude Wroten, FS LaRon Landry, DT Kyle Williams and RS Skyler Green.

LSU Defense Ranks Among Top 10 Nationally In Four Categories

LSU's defensive unit was among the best in the nation in 2005 as the Tigers were ranked in the top 10 nationally in four categories. LSU was No. 3 in scoring defense (14.2 points per game), No. 3 in total defense (266.8 yards per game), No. 3 in pass defense efficiency (96.3 rating) and No. 6 in rushing defense (91.5 yards per game). The Tigers were also No. 11 in the nation in pass defense (169.6 yards per game).

LSU Has Second-Best Record In SEC Over Last Six Seasons

LSU's record of 59-18 over the last six seasons is the second-best record in the SEC during that span. Only Georgia, which has a 60-17 mark over that span, has a better six-year record than LSU.



INTRO
THIS IS LSU
TIGERS
COACHES
REVIEW
HISTORY
LSU

LSU Athletics in the Aftermath of Katrina

LSU equipment manager Greg Stringfellow and his staff washed thousands of pounds of bed linens and clothing for the hurricane victims being housed on the LSU campus. Members of the LSU soccer, golf, volleyball, women's basketball and gymnastics teams along with many of the coaches and coaches spouses pitched in to help fold clothes.

At the Carl Maddox Field House, in the first 72 hours following the impact of Hurricane Katrina, LSU student-athletes, coaches, managers and facilities personnel supported all operations as the facility transformed from a shelter to a field hospital. Student-athletes chipped in to help with all operations, including trash pickup, folding of bedding, and even inserting food into feeding tubes when necessary.

Saturday, August 27

Taste of Tiger Tailgating, annual food festival held prior to each football season, is postponed due to anticipated arrival of Hurricane Katrina

Announced that ribbon-cutting ceremony for Mike the Tiger's new habitat, scheduled for Monday, August 29, is postponed due to anticipated arrival of Hurricane Katrina

Sunday, August 28

Carl Maddox Field House activated as Special Needs Shelter

Monday, August 29

Hurricane Katrina hits southeast Louisiana and Mississippi Gulf Coast

Athletics Department staff determines there is minimal damage to Tiger Stadium

LSU student-athletes and staff volunteer at Carl Maddox Field House to assist in all operations as facility was transformed from shelter to field hospital

Tuesday, August 30

Pete Maravich Assembly Center activated as Medical Triage Unit; Bernie Moore Track Stadium used as helicopter landing pad



Decision made to postpone LSU vs. North Texas game, scheduled for September 3

LSU athletic equipment staff washes 4,000 pounds of linens for operations in the Carl Maddox Field House and Pete Maravich Assembly Center

Wednesday, August 31

Media inquiries begin regarding Tiger Stadium as home site for New Orleans Saints games due to damage at the Louisiana Superdome from Hurricane Katrina

LSU athletic equipment staff washes 10,000 pounds of linens for operations in the Carl Maddox Field House and Pete Maravich Assembly Center



LSU football players visit evacuee shelter at Baton Rouge River Center, bringing t-shirts and posters while signing autographs and taking photographs with children and their families

Thursday, September 1

Athletics director Skip Bertman holds departmental meeting with LSU coaches and athletics staff to discuss impact of Hurricane Katrina on Tiger Athletics

Friday, September 2

LSU quarterback Jamarcus Russell reveals that New Orleans music legend Fats Domino has been staying at his apartment for two days; Fats Domino is the grandfather of Russell's girlfriend



Saturday, September 3

Sports Illustrated writer Rick Reilly tours athletics complex; interviews athletes, coaches and staff

LSU officials meet with Saints officials for the first time to discuss possibility of Saints playing games in Tiger Stadium

Sunday, September 4

Secretary of Health and Human Services and Surgeon General tour athletics facilities housing medical operations, meet in LSU Athletics Administration Building

ESPN Show "Outside the Lines," is on campus to conduct interviews, including host Jeremy Schapp

Officials from Arizona State arrive in Baton Rouge to survey campus and assess hotel availability in advance of the LSU vs. Arizona State football game scheduled for September 10

LSU's Alex Box Stadium is used as a rest stop for evacuees being transported out of the South Orleans to shelters throughout the south

Monday, September 5

Decision made to move LSU vs. Arizona State game, scheduled to be played in Tiger Stadium on September 10, to Tempe, Ariz.

Tuesday, September 6

LSU football team loads 18-foot trailer with clothes, shoes, linens, pillows, toys, books and other items to take to local shelter for hurricane victims. All items came from the homes and closets of the LSU football team



Wednesday, September 7

Chancellor Sean O'Keefe tapes video message to appear on video boards at Sun Devil Stadium prior to LSU vs. Arizona State game

Initial meeting is held between LSU and New Orleans Hornets officials to discuss possibility of Hornets playing games in the Pete Maravich Assembly Center

Thursday, September 8

LSU featured on ESPN's "Outside the Lines," including interviews and video of LSU student-athletes participating in recovery efforts. Athletics director Skip Bertman is interviewed via satellite from LSU's Manship School of Mass Communications.



- INTRO
- THIS IS LSU
- TIGERS
- COACHES
- REVIEW
- HISTORY
- LSU


SEC Commissioner Mike Slive and University of Georgia President Dr. Michael Adams tour LSU's athletics facilities that are being used in the recovery effort. Goods donated by the Southeastern Conference Office are delivered on the plane carrying Slive and Adams. Slive and Adams meet with the local news media to laud LSU's efforts

Friday, September 9

LSU football team departs Tempe, Ariz., for game against Arizona State

Saturday, September 10

LSU defeats Arizona State, 35-31, in game at Tempe, Ariz. Proceeds from game go to Bush-Clinton Hurricane Relief Fund and LSU's Hurricane Katrina Student Relief Fund. One end zone is painted with "www.KatrinaSRF.com" and the other says "Together We Stand" with logos of the states of Louisiana and Arizona. The game is televised by ESPN and LSU Chancellor Sean O'Keefe conducts an interview during the second quarter to discuss LSU's participation in the relief efforts



Monday, September 12

LSU head football coach Les Miles appears on ESPN's morning show "Cold Pizza," to discuss the Tigers' dramatic come-from-behind win over Arizona State, and his team's participation in the recovery efforts of Hurricane Katrina

LSU, New Orleans Saints and NFL officials meet in Tiger Den Suites in Tiger Stadium to hammer out agreement for the Saints to play four home games at LSU. A press conference is held on the field of Tiger Stadium with NFL commissioner Paul Tagliabue, Saints owner Tom Benson and LSU Chancellor Sean O'Keefe to make the announcement

Tuesday, September 13

LSU and the New Orleans Saints are featured on the cover of Sports Illustrated Magazine under the heading "After the Storm"

LIFE OF REILLY

LSU to the Rescue

By Rick Reilly



SPORTS? No, sports had absolutely nothing to do with the Gulf Coast's trying to survive Hurricane Katrina.

Except that while the fifth-ranked LSU football team practiced in Baton Rouge, about 80 miles northwest of New Orleans, the coaches were huddling above the drone of helicopters, 20 in all, dropping off evacuees.

Except the infield of the outdoor track was being used as a helipad 24 hours a day.

Except that the basketball arena, Pete Maravich Assembly Center, had been turned into a two-hooped hospital. Trage was where the band plays during games. Dialectics was where the acrobats kept it. And peellactics was where students usually wait. People still lined up outside to get in, though. It's just that they were all on stretchers.

No, sports weren't at all involved, except that the field house next door was a patient ward. And the baseball stadium was an evacuee processing center.

Katrina chaos was everywhere. In the LSU sports information office, student assistant Bill Martin couldn't sleep after volunteering at the Maravich Center, so he decided to urge his friends to help out by e-mailing them about what he'd seen.

Blackhawk helicopters were carrying its victims when he'd been stranded on a raft. Rescue rolled in from New Orleans. ... A lady fell out of her wheelchair and we scrambled to help her up. ... A man from New Orleans was badly injured on his head. Five minutes later he was dead. Mothers were going both to the locker room. ... A man was rolled in on a stretcher [suffering from gunshot]. A paramedic said a doctor needed his best and he wouldn't give it to him. ... The auxiliary gym was being used as a morgue. I couldn't take myself down there to see it.

Martin's friends should have heard the story of his colleague Jason Freeman. He was stranded on I-10, near the police roadblock 20 minutes outside New Orleans, when a displaced and distraught woman strapped and walked straight into traffic. Freeman jumped out of his car, sprang down the highway, grabbed the woman and dragged her to the shoulder.

It was a week none will forget, much as they would like to. The Tigers' starting quarterback, sophomore JakeMarcus Russell, had

a lot on his mind too—the team's game this Saturday night against Arizona State and the 22 displaced people in his three-bedroom apartment. The guy sleeping on his couch? Fans Domino.

Domino, the RB's son who'd been listed in the papers as missing for two days, is the grandson of Russell's girlfriend, Chantel Britton. After the levees gave way in New Orleans, Domino was trapped on the second floor of his house. He was rescued by boat and taken to the makeshift hospital at the Maravich Center. Russell had happened to be volunteering there that night—as so many LSU athletes were—bumped into Domino and took him home.

Since then the quarterback has been attending to the people in his apartment. "I've been staying up real late getting medicine and stuff," a bleary-eyed Russell said. "Plus, I couldn't eat after what I saw [at the Maravich Center]."

Is he worried about losing the big game? "What's losing a game?" he said, "when people are losing their kids, their parents, their houses? Nothing."

Just ask Russell's teammate, defensive end Donald Hains. As of Sunday he still hadn't heard from his parents, who live in Diamond Head, Miss., which took a direct hit from Katrina. "I'm glad I have football," Hains said. "It's my only escape."

The LSU equipment manager, Greg Stroudlow, was up to his clipboard in everything but football. "The Minnesota Vikings just called," he said, starting at his BlackBerry during Sunday's practice. "They're sending two semi full of supplies." A Detroit Lions fan named Vince Soudley was sending 25. Out in the parking lot LSU athletes had all reportedly filled up one tractor-trailer with stuff they had donated or collected on their own.

Everybody in the athletic department was in chin-deep. Driving to campus, the football team's trainer, Jack Marucci heard a plea from the hoop hospital over the radio. "Vaseline, gauze and other supplies were desperately needed. Hey, Marucci said to himself, I have all that. Fifteen minutes later, he delivered them.

So, no, sports had nothing to do with the Gulf Coast's surviving Katrina, except everything. And that's because you always forget what sports can provide—can-do stuff, fit and focused athletes, and huge, versatile arenas—in times of trouble.

Inside the field house-hospital, half the patients wore LSU purple and gold because so many athletes had donated clothing. As I gazed out that sea of bodies, I thought it looked a lot like the school's booster club was fresh from a train pilage.

"I never used to root for LSU much," said one purple-shirted diabetic, who'd been rescued by boat from the flooded Caery House plant in New Orleans. "But after this, I guess we're all fans." □

© 2006 ESPN. All rights reserved. Photo by Rick Reilly. Used by permission of ESPN.com.

Wednesday, September 14

Planning begins for ceremonies surrounding the LSU-Tennessee football game to commemorate victims and impact of Hurricane Katrina

Officials from the New Orleans Hornets visit the LSU campus in anticipation of playing several home games in the Pete Maravich Assembly Center

Thursday, September 15

LSU equipment staff loads LSU Football's 18-wheeler with goods to take to hurricane victims in Bogalusa, La.

Sunday, September 18

LSU announces that Tulane will play a "home" game in Tiger Stadium on October 1 against Southeastern Louisiana University

Monday, September 19

ESPN Gameday announces it will originate from the LSU campus on the day of the

LSU-Tennessee football game on Saturday, September 24

ESPN crew, headed by reporter Holly Rowe, begins conducting interviews and filing stories from the LSU campus in anticipation of the LSU-Tennessee game. Much of the content of these stories revolve around LSU's participation in the relief efforts and the impact of the hurricane on the LSU and the Baton Rouge community

Tuesday, September 20

Athletics director Skip Bertman is interviewed via satellite from Tiger Stadium for the ESPN Hurricane Relief telethon on Stephen A. Smith's "Quite Frankly" show.

Jere Longman, an LSU alumnus now writing for the New York Times, conducts interviews on the LSU campus for a story on the participation of LSU Athletics in the recovery efforts

Wednesday, September 21

LSU announces that the New Orleans Hornets of the NBA will play six regular season games and one exhibition game in the Pete Maravich Assembly Center due to damage from Hurricane Katrina at the New Orleans Arena

ESPN Gameday announces it has decided not to originate its show from the LSU campus on Saturday, September 24, due to the anticipated arrival of Hurricane Rita

Thursday, September 22

Two conference calls are held with officials from the LSU Athletics Department, University of Tennessee Athletics Department and Southeastern Conference Office to discuss the impact of Hurricane Rita on the LSU-Tennessee football game, scheduled for Saturday, September 24. It is determined that the game will be moved to Monday, September 26

Saturday, September 24

Hurricane Rita hits southwest Louisiana and Texas coast

LSU officials assess damage to athletics facilities from Hurricane Rita. Damage to Tiger Stadium is minimal, but advertising panels are damaged on baseball stadium scoreboard, baseball outfield foul poll is damaged, awning at track stadium weight room is mangled, and tennis stadium windscreens and fences are damaged

Monday, September 26

LSU plays Tennessee in Tiger Stadium for the first Monday night game in school history. Prior to the game, four LSU student-athletes carry the flags of the four states impacted by Hurricanes Katrina and Rita, Mississippi, Alabama, Texas and Louisiana, prior to a moment of silence. Prior to the traditional pregame performance of the Tiger Marching Band, public address announcer Dan Borne reads the following:

"For more than a hundred years, LSU Football has brought together people from every walk of life, from every corner of Louisiana and from many areas of our great Gulf Coast. Tonight - here in Tiger Stadium - is one of the most significant gatherings of Louisianians in the history of our great state. This evening, we reflect on the loss of life and the devastation we have suffered. But we also look with pride to our future, for it is through our prayerful determination and our perseverance that we will rebuild and we will prosper again. Tonight, this historic stadium is lit in Gold and stands as a beacon of promise for our state and for its people. Because on this evening we vow to move forward under a common flag - because this is LSU Football ... and this is Tiger Stadium ... and THIS IS LOUISIANA!"



2005 LSU Football Results

Overall Record: 11-2 SEC Record: 7-1

DATE	OPPONENT	RESULT	ATTENDANCE
Sept. 10	at #15 Arizona State (ESPN)	W, 35-31	63,210
Sept. 26	* #10/11 Tennessee (ESPN2)	L, 30-27 OT	91,986
Oct. 1	* at Miss. State (TigerVision)	W, 37-7	48,344
Oct. 8	* at Vanderbilt (ESPN2)	W, 34-6	37,309
Oct. 15	* #11/13 Florida (CBS)	W, 21-17	92,402
Oct. 22	* #15/16 Auburn (ESPN)	W, 20-17 OT	92,664
Oct. 29	North Texas (TigerVision)	W, 56-3	88,887
Nov. 5	Appalachian State (HC)	W, 24-0	91,414
Nov. 12	* at #3/4 Alabama (CBS)	W, 16-13 OT	81,018
Nov. 19	* at Ole Miss (ESPN2)	W, 40-7	59,543
Nov. 25	* Arkansas (CBS)	W, 19-17	92,127

SEC CHAMPIONSHIP GAME - ATLANTA, GA.

Dec. 3 vs. #13 Georgia (CBS) L, 34-14 73,717

CHICK-FIL-A PEACH BOWL - ATLANTA, GA.

Dec. 30 vs. #9 Miami (ESPN) W, 40-3 65,620

* - denotes SEC game

Team Statistics

	LSU	OPP
SCORING	383	185
Points Per Game	29.5	14.2
FIRST DOWNS	255	194
Rushing	118	63
Passing	119	101
Penalty	18	29
RUSHING YARDAGE	1,951	1,190
Yards Gained Rushing	2,353	1,649
Yards Lost Rushing	402	459
Rushing Attempts	509	402
Average Per Rush	3.8	3.0
Average Per Game	150.1	91.5
TDs Rushing	21	8
PASSING YARDAGE	2,912	2,279
Att-Comp-Int	360-216-10	431-204-10
Average Per Pass	8.1	5.3
Average Per Catch	13.5	11.2
Average Per Game	224.0	175.3
TDs Passing	22	12
TOTAL OFFENSE	4,863	3,469
Total Plays	869	833
Average Per Play	5.6	4.2
Average Per Game	3,741	266.8
KICK RETURNS: #-YARDS	24-409	43-760
Punt Returns: #-Yards	29-410	14-80
INT Returns: #-Yards	10-124	10-95
Kick Return Average	17.0	17.7
Punt Return Average	14.1	5.7
INT Return Average	12.4	9.5
FUMBLES-LOST	20-13	21-4
PENALTIES-YARDS	108-907	86-610
Average Per Game	69.8	46.9
PUNTS-YARDS	63-2575	90-3605
Average Per Punt	40.9	40.1
Net punt average	39.0	35.1
TIME OF POSSESSION/GAME	31:32	28:28
3RD-DOWN CONVERSIONS	66/169	55/195
3rd-Down Pct.	39%	28%
4TH-DOWN CONVERSIONS	8/11	7/17
4th-Down Pct.	73%	41%
SACKS BY-YARDS	38-284	26-263
MISC YARDS	22	22
TOUCHDOWNS SCORED	48	21
FIELD GOALS-ATTEMPTS	14-24	13-25
PAT-ATTEMPTS	45-46	18-18
ATTENDANCE	54,9480	28,9424
Games/Avg Per Game	6/91,580	5/57,885
Neutral Site Games	2/69,668	

SCORE BY QUARTERS	1st	2nd	3rd	4th	OT	Total
LSU	73	99	81	118	12	383
Opponents	30	40	45	61	9	185



Dwayne Bowe

Individual Statistics

RUSHING	G	Att	Gain	Loss	Net	Avg	TD	Lng	Avg/G
Joseph Addai	13	187	941	30	911	4.9	9	30	70.1
Justin Vincent	13	121	521	33	488	4.0	5	37	37.5
Shyrone Carey	10	59	251	17	234	4.0	2	23	23.4
Skyler Green	13	16	132	6	126	7.9	0	41	9.7
Jacob Hester	13	25	114	0	114	4.6	2	21	8.8
Matt Flynn	9	12	93	49	44	3.7	0	23	4.9
Xavier Carter	10	4	40	13	27	6.8	1	36	2.7
Steve Korte	6	9	25	0	25	2.8	0	4	4.2
Chris Jackson	13	2	12	2	10	5.0	0	12	0.8
Early Doucet	12	1	5	0	5	5.0	0	5	0.4
Kevin Steltz	13	2	4	0	4	2.0	0	3	0.3
Craig Steltz	13	1	3	0	3	3.0	0	3	0.2
TEAM	7	9	-3	15	-18	-2.0	0	0	-2.6
JaMarcus Russell	12	61	215	237	-22	-0.4	2	22	-1.8
Total	13	509	2353	402	1951	3.8	21	41	150.1
Opponents	13	402	1649	459	1190	3.0	8	74	91.5

PASSING	G	Effic	Att-Cmp-Int	Pct	Yds	TD	Lng	Avg/G
JaMarcus Russell	12	136.56	311-188-9	60.5	2443	15	50	203.6
Matt Flynn	9	180.18	48-27-1	56.2	457	7	55	50.8
Chris Jackson	13	200.80	1-1-0	100.0	12	0	12	1.0
Total	13	142.56	360-216-10	60.0	2912	22	55	224.0
Opponents	13	96.30	431-204-10	47.3	2279	12	66	175.3


RECEIVING	G	No	Yds	Avg	TD	Long	Avg/G
Dwayne Bowe	12	41	710	17.3	9	44	59.2
Craig Davis	11	35	559	16.0	2	51	50.8
Skyler Green	13	32	268	8.4	0	29	20.6
Early Doucet	12	26	389	15.0	5	40	32.4
Joseph Addai	13	20	180	9.0	1	43	13.8
Bennie Brazell	13	13	292	22.5	3	55	22.5
David Jones	12	12	146	12.2	0	26	12.2
Jacob Hester	13	11	63	5.7	0	15	4.8
Justin Vincent	13	9	61	6.8	0	26	4.7
Keith Zinger	12	7	104	14.9	1	22	8.7
Xavier Carter	10	4	86	21.5	1	49	8.6
Shyrone Carey	10	4	36	9.0	0	13	3.6
Ronnie Prude	13	1	12	12.0	0	12	0.9
Mit Cole	4	1	6	6.0	0	6	1.5
Total	13	216	2912	13.5	22	55	224.0
Opponents	13	204	2279	11.2	12	66	175.3

PUNT RETURNS	No	Yds	Avg	TD	Long
Skyler Green	27	359	13.3	1	66
Jacob Hester	1	11	11.0	0	0
Shyrone Carey	1	11	11.0	0	11
Craig Steltz	0	29	0.0	1	29
Total	29	410	14.1	2	66
Opponents	14	80	5.7	0	20



2005 Final Statistics

- INTRO
- THIS IS LSU
- TIGERS
- COACHES
- REVIEW**
- HISTORY
- LSU



LaRon Landry

INTERCEPTIONS	No	Yds	Avg	TD	Long
LaRon Landry	3	42	14.0	0	22
Chevis Jackson	1	10	10.0	0	10
Jessie Daniels	1	0	0.0	0	0
Ronnie Prude	1	0	0.0	0	0
Jonathan Zenon	2	47	23.5	0	32
Kenneth Hollis	1	3	3.0	1	3
Craig Steltz	1	22	22.0	0	22
Total	10	124	12.4	1	32
Opponents	10	95	9.5	1	27

KICK RETURNS	No	Yds	Avg	TD	Long
Skyler Green	18	355	19.7	0	40
Shawn Jordan	2	22	11.0	0	11
Joseph Addai	1	12	12.0	0	12
Xavier Carter	1	8	8.0	0	8
Jason Spadoni	1	7	7.0	0	7
Jacob Hester	1	5	5.0	0	5
Total	24	409	17.0	0	40
Opponents	40	721	18.0	0	81

FUMBLE RETURNS	No	Yds	Avg	TD	Long
Ali Highsmith	1	22	22.0	1	22
Mario Stevenson	0	0	0.0	1	0
Total	1	22	22.0	2	22
Opponents	3	22	7.3	0	9

SCORING	TD	FGs	Kick	[----- PATS -----]					Points
				Rush	Rcv	Pass	DXP	Saf	
Joseph Addai	10	0-0	0-0	0-0	0	0-0	0	0	60
Colt David	0	4-5	45-46	0-0	0	0-0	0	0	57
Dwayne Bowe	9	0-0	0-0	0-0	0	0-0	0	0	54
Early Doucet	5	0-0	0-0	0-0	1	0-0	0	1	34
Chris Jackson	0	10-19	0-0	0-0	0	0-0	0	0	30
Justin Vincent	5	0-0	0-0	0-0	0	0-0	0	0	30
Bennie Brazell	3	0-0	0-0	0-0	0	0-0	0	0	18
Shyrone Carey	2	0-0	0-0	0-0	0	0-0	0	0	12
Xavier Carter	2	0-0	0-0	0-0	0	0-0	0	0	12
Craig Davis	2	0-0	0-0	0-0	0	0-0	0	0	12
Jacob Hester	2	0-0	0-0	0-0	0	0-0	0	0	12
JaMarcus Russell	2	0-0	0-0	0-0	0	1-1	0	0	12
Skyler Green	1	0-0	0-0	0-0	0	0-0	0	0	6
Kenneth Hollis	1	0-0	0-0	0-0	0	0-0	0	0	6
Craig Steltz	1	0-0	0-0	0-0	0	0-0	0	0	6
Mario Stevenson	1	0-0	0-0	0-0	0	0-0	0	0	6
Ali Highsmith	1	0-0	0-0	0-0	0	0-0	0	0	6
Keith Zinger	1	0-0	0-0	0-0	0	0-0	0	0	6
Chase Pittman	0	0-0	0-0	0-0	0	0-0	0	1	2
TEAM	0	0-0	0-0	0-0	0	0-0	0	1	2
Total	48	14-24	45-46	0-0	1	1-1	0	3	383
Opponents	21	13-25	18-18	1-1	0	0-1	0	0	185

TOTAL OFFENSE	G	Plays	Rush	Pass	Total	Avg/G
JaMarcus Russell	12	372	-22	2443	2421	201.8
Joseph Addai	13	187	911	0	911	70.1
Matt Flynn	9	60	44	457	501	55.7
Justin Vincent	13	121	488	0	488	37.5
Shyrone Carey	10	59	234	0	234	23.4
Skyler Green	13	16	126	0	126	9.7
Jacob Hester	13	25	114	0	114	8.8
Xavier Carter	10	4	27	0	27	2.7
Steve Korte	6	9	25	0	25	4.2
Chris Jackson	13	3	10	12	22	1.7
Early Doucet	12	1	5	0	5	0.4
Kevin Steltz	13	2	4	0	4	.3
Craig Steltz	13	1	3	0	3	.2
TEAM	7	9	-18	0	-18	-2.6
Total	13	869	1951	2912	4863	374.1
Opponents	13	833	1190	2279	3469	266.8

FIELD GOALS	FGM-FGA	Pct	01-19	20-29	30-39	40-49	50-99	Lg	Blk
Chris Jackson	10-19	52.6	0-0	0-0	4-6	5-11	1-2	50	0
Colt David	4-5	80.0	0-0	1-2	3-3	0-0	0-0	35	0

FG SEQUENCE	LSU	OPPONENTS
Arizona State	--	(26), 47
Tennessee	(42), (31)	(28)
Mississippi State	(30)	47
Vanderbilt	47, 42, (36)	(36), (48)
Florida	--	(22)
Auburn	38, 28, (44), (30)	41, (26), 54, 37, 49, 39
North Texas	47	24, (50)
Appalachian State	38 (34)	33
Alabama	43, (42) 47, 49	46 (28), (34)
Ole Miss	(48)	--
Arkansas	(26)	41, (30), 28
Georgia	--	(22), (51)
Miami	50, (37), (47), (35), (50)	(21)

Numbers in parentheses indicate field goal was made.

PUNTING	No	Yds	Avg	Long	TB	FC	I20	Blkd
Chris Jackson	59	2447	41.5	60	2	26	26	0
Patrick Fisher	3	128	42.7	59	0	1	1	0
TEAM	1	0	0.0	0	0	0	0	1
Total	63	2,575	40.9	60	2	27	27	1
Opponents	90	3,605	40.1	63	2	30	16	1

ALL PURPOSE	G	Rush	Rec	PR	KOR	IR	Tot	Avg/G
Skyler Green	13	126	268	359	355	0	1108	85.2
Joseph Addai	13	911	180	0	12	0	1103	84.8
Dwayne Bowe	12	0	710	0	0	0	710	59.2
Craig Davis	11	0	559	0	0	0	559	50.8
Justin Vincent	13	488	61	0	0	0	549	42.2
Early Doucet	12	5	389	0	0	0	394	32.8
Bennie Brazell	13	0	292	0	0	0	292	22.5
Shyrone Carey	10	234	36	11	0	0	281	28.1
Jacob Hester	13	114	63	11	5	0	193	14.8
David Jones	12	0	146	0	0	0	146	12.2
Xavier Carter	10	27	86	0	8	0	121	12.1
Keith Zinger	12	0	104	0	0	0	104	8.7
Craig Steltz	13	3	0	29	0	22	54	4.2
Jonathan Zenon	11	0	0	0	0	47	47	4.3
Matt Flynn	9	44	0	0	0	0	44	4.9
LaRon Landry	13	0	0	0	0	42	42	3.2
Steve Korte	6	25	0	0	0	0	25	4.2
Shawn Jordan	11	0	0	0	22	0	22	2.0
Ronnie Prude	13	0	12	0	0	0	12	0.9
Chevis Jackson	13	0	0	0	0	10	10	0.8
Chris Jackson	13	10	0	0	0	0	10	0.8
Jason Spadoni	13	0	0	0	7	0	7	0.5
Mit Cole	4	0	6	0	0	0	6	1.5
Kevin Steltz	13	4	0	0	0	0	4	0.3
Kenneth Hollis	13	0	0	0	0	3	3	0.2
TEAM	7	-18	0	0	0	0	-18	-2.6
JaMarcus Russell	12	-22	0	0	0	0	-22	-1.8
Total	13	1,951	2,912	410	409	124	5,806	4,46.6
Opponents	13	1,190	2,279	80	760	95	4,404	3,38.8



2005 Final Defensive Statistics



Glenn Dorsey



Jessie Daniels



Craig Steltz

- INTRO
- THIS IS LSU
- TIGERS
- COACHES
- REVIEW
- HISTORY
- LSU

DEFENSIVE LEADERS		GP	[---Tackles---			TFL/Yds	[Sacks-] No-Yards	[Pass Def-]		QBH	[Fumbles-]		Blkd Kick	Saf
			Solo	Ast	Total			Int-Yds	BrUp		Rcv-Yds	FF		
46	Cameron Vaughn	13	46	37	83	6.5-23	1.0-11	.	3	2	.	.	.	
7	Ali Highsmith	13	36	39	75	9.5-43	4.0-36	.	1	1	1-22	3	.	
90	Melvin Oliver	13	38	31	69	11.0-57	9.0-53	.	1	14	.	.	.	
30	LaRon Landry	13	42	27	69	4.0-17	1.0-10	3-42	8	1	.	.	.	
95	Kyle Williams	13	31	30	61	7.5-39	4.5-34	.	5	21	.	.	1	
8	Ronnie Prude	13	41	13	54	3.5-8	1.0-3	1-0	11	.	1	.	.	
98	Claude Wroten	13	22	27	49	10.5-44	6.0-27	.	3	26	.	.	1	
21	Chevis Jackson	13	34	13	47	3.5-13	0.5-3	1-10	3	1	1-0	1	.	
56	Kenneth Hollis	13	20	25	45	2.5-6	.	1-3	1	1	1-0	.	.	
16	Craig Steltz	13	28	12	40	.	.	1-22	2	3	1-0	.	.	
31	Jessie Daniels	11	22	17	39	4.5-30	2.0-21	1-0	4	1	.	2	.	
94	Chase Pittman	13	23	11	34	7.0-47	3.0-33	.	4	8	.	2	1	
72	Glenn Dorsey	13	16	12	28	4.0-24	3.0-23	.	.	1	.	.	.	
37	Daniel Francis	12	16	5	21	2.0-3	.	.	1	1	.	1	.	
19	Jonathan Zenon	11	10	7	17	.	.	2-47	4	
51	E.J. Kuale	6	6	8	14	2.0-10	2.0-10	
93	Tyson Jackson	13	8	5	13	1.0-6	2.0-6	.	.	5	.	.	.	
6	Mario Stevenson	6	13	.	13	
52	Ryan Willis	13	8	4	12	3.0-11	2.0-10	.	3	5	.	.	.	
33	Jason Spadoni	13	8	4	12	1	.	.	
18	Jacob Hester	13	5	6	11	1	.	
32	Jeffery Jack	12	3	5	8	1	.	.	
48	Darry Beckwith	12	5	3	8	
25	Justin Vincent	13	5	2	7	1	.	.	
35	Luke Sanders	12	3	4	7	.	.	.	1	
47	Tremaine Johnson	9	5	2	7	2.0-12	1.0-12	.	.	7	.	.	.	
92	Tim Washington	4	4	2	6	1.0-7	1.0-7	.	.	4	.	.	.	
24	Keron Gordon	9	3	3	6	
59	Leo Desselle	3	4	.	4	2.0-4	.	.	.	2	.	.	.	
14	Sammy Joseph	6	3	1	4	1.0-1	
97	Brandon Washington	9	1	3	4	
4	JaMarcus Russell	12	4	.	4	
27	Curtis Taylor	11	2	1	3	.	.	.	1	
53	Gant Petty	11	1	2	3	
11	Dominic Cooper	4	1	1	2	
99	Marlon Favorite	3	1	1	2	
17	Bennie Brazell	13	1	.	1	
2	Shyrone Carey	10	1	.	1	
42	Steve Korte	6	1	.	1	
41	Chris Jackson	13	1	.	1	
77	Peter Dyakowski	5	1	.	1	
9	Early Doucet	12	1	.	1	1.0-6	1	
45	Quinn Johnson	1	.	1	1	
10	Joseph Addai	13	.	1	1	
91	Charles Alexander	1	1	.	1	
89	Keith Zinger	12	.	1	1	
TM	TEAM	7	1	
Total		13	525	366	891	89-411	38-284	10-124	56	103	4-22	13	3	3
Opponents		13	-	-	-	-	26-263	10-95	32	15	13-22	14	1	-



2005 Final Defensive Game-by-Game Statistics

- INTRO
- THIS IS LSU
- TIGERS
- COACHES
- REVIEW**
- HISTORY
- LSU

CRAIG DAVIS	REC	YDS	TD	LNG
at Arizona State	4	49	0	18
Tennessee	3	68	0	47
at Mississippi State	-- DNP (injury) --			
at Vanderbilt	2	13	0	7
Florida	-- DNP (injury) --			
Auburn	3	68	0	41
North Texas	5	97	0	41
Appalachian State	3	34	0	15
at Alabama	4	58	0	23
at Ole Miss	3	45	1	32
Arkansas	2	16	0	8
Georgia	1	12	0	12
Miami	5	99	1	51
TOTALS	35	559	2	51

EARLY DOUCET	REC	YDS	TD	LNG
at Arizona State	3	62	1	39
Tennessee	1	11	0	11
at Mississippi State	5	60	0	20
at Vanderbilt	5	94	1	30
Florida	2	29	0	24
Auburn	0	0	0	0
North Texas	2	46	2	40
Appalachian State	3	34	0	22
at Alabama	1	6	0	6
at Ole Miss	2	26	1	20
Arkansas	1	5	0	5
Georgia	1	16	0	16
Miami	-- DNP (injury - ankle) --			
TOTALS	26	389	5	40

SKYLER GREEN	REC	YDS	TD	LNG
at Arizona State	3	34	0	13
Tennessee	2	10	0	5
at Mississippi State	9	64	0	12
at Vanderbilt	3	34	0	23
Florida	0	0	0	0
Auburn	5	27	0	9
North Texas	3	30	0	18
Appalachian State	1	8	0	8
at Alabama	1	4	0	4
at Ole Miss	1	8	0	8
Arkansas	3	45	0	29
Georgia	1	5	0	5
Miami	0	0	0	0
TOTALS	32	268	0	29

DAVID JONES	REC	YDS	TD	LNG
at Arizona State	0	0	0	0
Tennessee	0	0	0	0
at Mississippi State	1	19	0	19
at Vanderbilt	1	11	0	9
Florida	3	25	0	12
Auburn	0	0	0	0
North Texas	1	15	0	15
Appalachian State	1	18	0	18
at Alabama	0	0	0	0
at Ole Miss	1	4	0	4
Arkansas	0	0	0	0
Georgia	2	28	0	26
Miami	2	26	0	17
TOTALS	12	146	0	26

JOSEPH ADDAI	REC	YDS	TD	LNG
at Arizona State	3	34	0	21
Tennessee	1	7	0	7
at Mississippi State	2	1	0	2
at Vanderbilt	1	9	0	9
Florida	3	37	0	19
Auburn	4	31	0	11
North Texas	0	0	0	0
Appalachian State	0	0	0	0
at Alabama	0	0	0	0
at Ole Miss	2	10	0	9
Arkansas	2	46	0	43
Georgia	0	0	0	0
Miami	2	5	1	4
TOTALS	20	180	2	43



Justin Vincent

JUSTIN VINCENT	REC	YDS	TD	LNG
at Arizona State	0	0	0	0
Tennessee	0	0	0	0
at Mississippi State	0	0	0	0
at Vanderbilt	1	1	0	1
Florida	0	0	0	0
Auburn	0	0	0	0
North Texas	1	10	0	10
Appalachian State	0	0	0	0
at Alabama	2	36	0	26
at Ole Miss	3	11	0	6
Arkansas	1	5	0	5
Georgia	1	-2	0	0
Miami	0	0	0	0
TOTALS	9	61	0	26

SHYRONE CAREY	REC	YDS	TD	LNG
at Arizona State	0	0	0	0
Tennessee	0	0	0	0
at Mississippi State	0	0	0	0
at Vanderbilt	-- DNP --			
Florida	0	0	0	0
Auburn	0	0	0	0
North Texas	2	18	0	13
Appalachian State	0	0	0	0
at Alabama	-- DNP --			
at Ole Miss	0	0	0	0
Arkansas	-- DNP --			
Georgia	2	18	0	12
Miami	0	0	0	0
TOTALS	4	36	0	13



Early Doucet

Return Yardage

SKYLER GREEN	Kickoff returns				Punt returns	
	NO	YDS	LNG	NO	YDS	LNG
at Arizona State	1	9	9	0	0	0
Tennessee	2	47	36	5	90	27
at Mississippi State	1	30	30	5	78	37
at Vanderbilt	2	53	38	3	34	17
Florida	2	44	28	1	1	1
Auburn	0	0	0	2	65	66
North Texas	1	15	15	1	4	0
Appalachian State	0	0	0	1	8	8
at Alabama	2	28	18	1	1	1
at Ole Miss	1	24	24	4	32	16
Arkansas	2	62	40	0	0	0
Georgia	4	43	15	0	0	0
Miami	0	0	0	4	46	23
TOTALS	18	355	40	27	359	66

SHYRONE CAREY	Kickoff returns				Punt returns	
	NO	YDS	LNG	NO	YDS	LNG
at Arizona State	0	0	0	0	0	0
Tennessee	0	0	0	0	0	0
at Mississippi State	0	0	0	0	0	0
at Vanderbilt	-- DNP --					
Florida	0	0	0	0	0	0
Auburn	0	0	0	0	0	0
North Texas	0	0	0	1	11	11
Appalachian State	0	0	0	0	0	0
at Alabama	-- DNP --					
at Ole Miss	0	0	0	0	0	0
Arkansas	-- DNP --					
Georgia	0	0	0	0	0	0
TOTALS	0	0	0	1	11	11

JOSEPH ADDAI	Kickoff returns				Punt returns	
	NO	YDS	LNG	NO	YDS	LNG
at Arizona State	0	0	0	0	0	0
Tennessee	0	0	0	0	0	0
at Mississippi State	0	0	0	0	0	0
at Vanderbilt	0	0	0	0	0	0
Florida	1	12	12	0	0	0
Auburn	0	0	0	0	0	0
North Texas	0	0	0	0	0	0
Appalachian State	0	0	0	0	0	0
at Alabama	0	0	0	0	0	0
at Ole Miss	0	0	0	0	0	0
Arkansas	0	0	0	0	0	0
Georgia	0	0	0	0	0	0
TOTALS	1	12	12	0	0	0

XAVIER CARTER	Kickoff returns				Punt returns	
	NO	YDS	LNG	NO	YDS	LNG
at Arizona State	0	0	0	0	0	0
Tennessee	-- DNP --					
at Mississippi State	0	0	0	0	0	0
at Vanderbilt	0	0	0	0	0	0
Florida	0	0	0	0	0	0
Auburn	0	0	0	0	0	0
North Texas	0	0	0	0	0	0
Appalachian State	0	0	0	0	0	0
at Alabama	0	0	0	0	0	0
at Ole Miss	0	0	0	0	0	0
Arkansas	1	8	8	0	0	0
Georgia	-- DNP --					
TOTALS	0	0	0	0	0	0



LSU Superlatives

HIGHS

Points Scored	56 vs. North Texas (10/29)
Total Yards	566 vs. North Texas (10/29)
Rushing Yards	272 vs. Miami (12/30)
Rushing Attempts	56 vs. Miami (12/30)
Rushing TDs	4 vs. North Texas (10/29)
Passing Yards	383 vs. North Texas (10/29)
Passes Completed	24 vs. North Texas (10/29)
Passes Attempted	33 vs. Auburn (10/22)
Passing TDs	4 vs. North Texas (10/29)
Passes Intercepted	2 vs. Florida (10/15) & vs. Arkansas (11/25)
First Downs	26 vs. Miami (12/30)
Penalties	14 at Vanderbilt (10/8)
Penalty Yards	133 at Vanderbilt (10/8)
Sacks	7 at Mississippi State (10/1)

LOWS

Points Scored	14 vs. Georgia (12/3)
Total Yards	230 vs. Georgia (12/3)
Rushing Yards	46 at Alabama (11/12)
Rushing Attempts	33 vs. Tennessee (9/26) & at Alabama (11/12)
Rushing TDs	0 vs. Auburn (10/22) & vs. Georgia (12/3)
Passing Yards	156 vs. Georgia (12/3)
Passes Completed	13 vs. Arkansas (11/25) & vs. Miami (12/30)
Passes Attempted	22 vs. Florida (10/15) & vs. Miami (12/30)
Passing TDs	0 vs. Tennessee (9/26)
Passes Intercepted	0, five times
First Downs	13 vs. Tennessee (9/26)
Penalties	2 vs. Appalachian State (11/5)
Penalty Yards	25 vs. Appalachian State (11/5)
Sacks	0 vs. North Texas (10/29)

INDIVIDUAL

All-Purpose Yds	205 by Joseph Addai vs. Florida (10/15)
Rushing Yards	156 by Joseph Addai vs. Florida (10/15)
Rushing Carries	32 by Joseph Addai vs. Florida (10/15)
Rushing TDs	2 by two players (Addai and Carey)
Longest Rush	41 by Skyler Green at Arizona State (9/10)
Passing Yards	285 by JaMarcus Russell at Vanderbilt (10/8)
Pass Completions	21 by JaMarcus Russell, twice
Passing Attempts	33 by JaMarcus Russell vs. Auburn (10/22)
Passes Intercepted	0 by JaMarcus Russell, five times & Matt Flynn, one time
Passing TDs	3 by Matt Flynn vs. North Texas (10/29)
Longest Pass	55 by Matt Flynn at Ole Miss (11/19)
Receiving Yards	99 by Craig Davis vs. Miami (12/30)
Receptions	9 by Skyler Green at Mississippi State (10/1)
Receiving TDs	2 by two players (Bowe and Doucet)
Longest Reception	55 by Bennie Brazell at Ole Miss (11/19)
FG's Made	3 by Chris Jackson vs. Miami (12/30)
FG's Attempted	4 by Chris Jackson at Alabama (11/12) & vs. Miami (12/30)
Longest FG Made	50 yds by Chris Jackson vs. Miami (12/30)
PAT's	8 by Colt David vs. North Texas (10/29)
Punts	8 by Chris Jackson vs. Tennessee (9/26)
Punts Average	55.0 by Chris Jackson at Arizona State (9/10)
Longest Punt	60 by Chris Jackson at Arizona State (9/10)
Punt Return Yds	90 by Skyler Green vs. Tennessee (9/26)
Longest Punt Ret.	66 by Skyler Green (TD) vs. Auburn (10/22)
KO Return Yards	47 by Skyler Green vs. Tennessee (9/26)
Longest KO Ret.	38 by Skyler Green at Vanderbilt (10/8)
Total Tackles	11, by two players
Tackles for Loss	2, by many
Sacks	3, by Melvin Oliver vs. Arkansas (11/25)
Interceptions	1, by many
Int. Return Yards	32 by Jonathan Zenon at Ole Miss (11/19)

Opponent Superlatives

HIGHS

Points Scored	34 by Georgia (12/3)
Total Yards	560 by Arizona State (9/10)
Rushing Yards	230 by Auburn (10/22)
Rushing Attempts	38 by Auburn (10/22)
Rushing TDs	3 by Tennessee (9/26)
Passing Yards	461 by Arizona State (9/10)
Passes Completed	35 by Arizona State (9/10)
Passes Attempted	56 by Arizona State (9/10)
Passing TDs	4 by Arizona State (9/10)
Passes Intercepted	2 by Tennessee (9/26)
First Downs	29 by Arizona State (9/10)
Penalties	14 by Tennessee (9/26)
Penalty Yards	97 by Tennessee (9/26)
Sacks	5 by Mississippi State (10/1)

LOWS

Points Scored	3 by North Texas (10/29) & vs. Miami (12/30)
Total Yards	138 by Vanderbilt (10/8)
Rushing Yards	7 by Ole Miss (11/19)
Rushing Attempts	22 by Ole Miss (11/19)
Rushing TDs	0 by eight teams, last by Miami (12/30)
Passing Yards	80 by Appalachian State (11/5)
Passes Completed	6 by Georgia (12/3)
Passes Attempted	12 by Georgia (12/3)
Passing TDs	0 by five teams, last by Miami (12/30)
Passes Intercepted	0 by five teams, last by Georgia (12/3)
First Downs	6 by Miami (12/30)
Penalties	2 by Georgia (12/3)
Penalty Yards	15 by Georgia (12/3)
Sacks	0 by Auburn (10/22) & by North Texas (10/29)

INDIVIDUAL

All-Purpose Yds	218 by Kenny Irons of Auburn (10/22)
Rushing Yards	218 by Kenny Irons of Auburn (10/22)
Rushing Carries	27 by Kenny Irons of Auburn (10/22)
Rushing TDs	2 by Gerald Riggs of Tennessee (9/26)
Longest Rush	74 by Kenny Irons of Auburn (10/22)
Passing Yards	461 by Sam Keller of Arizona State (9/10)
Pass Completions	35 by Sam Keller of Arizona State (9/10)
Passing Attempts	56 by Sam Keller of Arizona State (9/10)
Passes Intercepted	0 by four players
Passing TDs	4 by Sam Keller of Arizona State (9/10)
Longest Pass	55 by Casey Dick of Arkansas (11/25)
Receiving Yards	95 by Derek Hagan of Arizona State (9/10)
Receptions	8 by C.J. Fayton of Tennessee (9/26)
Receiving TDs	2 by two players
Longest Reception	55 by Marcus Monk of Arkansas (11/25)
FG's Made	2 by three players
FG's Attempted	6 by John Vaughn of Auburn (10/22)
Longest FG Made	51 by Brandon Coutu of Georgia (12/3)
PAT's	4 by two players
Punts	10 by E. Wilbur of Florida (10/15)
Punts Average	50.5 by Chris MacDonald of Arizona State (9/10)
Longest Punt	55 by B. Hahnfeldt of Vanderbilt (10/8) & Brian Monroe of Miami (12/30)
Punt Return Yards	20 by Lucas Taylor of Tennessee (9/26)
Longest Punt Ret.	20 by Lucas Taylor of Tennessee (9/26)
KO Return Yards	91 by Derek Pegues of Mississippi State (10/1)
Longest KO Ret.	81 by Darren McFadden of Arkansas (11/25)
Total Tackles	15 by Dale Robinson of Arizona State (9/10)
Tackles for Loss	3 by P. Haralson of Tennessee (9/26)
Sacks	3 by J. Moss of Florida (10/15)
Interceptions	2 by two players
Int. Return Yards	27 by R. Langford of Vanderbilt (10/8)

INTRO

THIS IS LSU

TIGERS

COACHES

REVIEW

HISTORY

LSU



2005 Starting Lineups/Career Starts

- INTRO
- THIS IS LSU
- TIGERS
- COACHES
- REVIEW**
- HISTORY
- LSU

Career Starts by Position For Current Players

		FB				TB			
		Hester 2				Vincent 13 Broussard 8			
				QB				FL	
				Russell 16 Flynn 1				Bowe 16 Doucet 6 Davis 2	
WR	TE	RT	RG	C	LG	LT			
Davis 13 Doucet 2	Zinger 21	B. Johnson 15	Arnold 1 H. Johnson 1	Miller 1	Arnold 13 Helms 2 B. Johnson 1				
CB	Buck		LE	LT	RT	RE	CB		
Landry 1	Highsmith 2			Dorsey 4		C. Pittman 8 K. Pittman 1 Willis 1	Ch. Jackson 12 Prude 2		
		Nickel	SS		MLB	Will			Dime
		Zenon 3 C. Steltz 1	J. Daniels 24 C. Steltz 2 Landry 1			Highsmith 9 Spadoni 1			Zenon 1
				FS					
				Landry 33					

2005 Offensive Game-by-Game Starters

GAME	X	Z	LT	LG	C	RG	RT	TE	FB	TB	QB
at Arizona State	Doucet	Jones (2 TE)	Whitworth	Helms	Niswanger	Livings	B. Johnson	Zinger	Steltz	Addai	Russell
Tennessee	Doucet	Bowe	Whitworth	Helms	Niswanger	Livings	B. Johnson	Zinger	Steltz	Addai	Russell
at Mississippi State	Doucet	Green	Whitworth	Arnold	Niswanger	Livings	B. Johnson	Zinger	Steltz	Addai	Russell
at Vanderbilt	Davis	Bowe	Whitworth	Arnold	Miller	H. Johnson	Livings	Zinger	Steltz	Addai	Russell
Florida	Doucet	Bowe	Whitworth	Arnold	Niswanger	Livings	B. Johnson	Zinger	Steltz	Addai	Russell
Auburn	Davis	Green	Whitworth	Arnold	Niswanger	Livings	B. Johnson	Zinger	Steltz	Addai	Russell
North Texas	Davis	Bowe	Whitworth	Arnold	Niswanger	Livings	B. Johnson	Zinger	Jones (2 TE)	Addai	Russell
Appalachian State	Davis	Doucet	Whitworth	McGill	Niswanger	Livings	B. Johnson	Zinger	Steltz	Addai	Russell
at Alabama	Brazell	Green	Whitworth	McGill	Niswanger	Livings	B. Johnson	Zinger	Steltz	Addai	Russell
at Ole Miss	Davis	Bowe	Whitworth	McGill	Niswanger	Livings	B. Johnson	Zinger	Steltz	Addai	Russell
Arkansas	Green	Bowe	Whitworth	McGill	Niswanger	Livings	B. Johnson	D. Jones	Steltz	Addai	Russell
vs. Georgia (SEC)	Doucet	Bowe	Whitworth	McGill	Niswanger	Livings	B. Johnson	D. Jones	Brazell (3 WR)	Vincent	Russell
vs. Miami (Peach)	Davis	Bowe	Whitworth	Arnold	Niswanger	Livings	B. Johnson	Zinger	Steltz	Addai	Flynn

2005 Defensive Game-by-Game Starters

GAME	LE	DT	DT	RE	WLB	MLB	BUCK	LCB	RCB	SS	FS
at Arizona State	Oliver	Wroten	Williams	C. Pittman	Spadoni	Vaughn	Hollis	Prude	Che. Jackson	Daniels	Landry
Tennessee	Oliver	Wroten	Williams	C. Pittman	Highsmith	Vaughn	Hollis	Prude	Che. Jackson	Daniels	Landry
at Mississippi State	Oliver	Wroten	Williams	C. Pittman	Highsmith	Vaughn	Hollis	Prude	Che. Jackson	Daniels	Landry
at Vanderbilt	Oliver	Wroten	Williams	C. Pittman	Zenon (dime)	Vaughn	C. Steltz (dime)	Prude	Che. Jackson	Daniels	Landry
Florida	Oliver	Wroten	Williams	C. Pittman	Highsmith	Vaughn	Zenon (nickel)	Prude	Che. Jackson	Daniels	Landry
Auburn	Oliver	Wroten	Williams	C. Pittman	Highsmith	Vaughn	Hollis	Prude	Che. Jackson	Daniels	Landry
North Texas	Oliver	Dorsey	Williams	Willis	Highsmith	Vaughn	Hollis	Prude	Che. Jackson	Daniels	Landry
Appalachian State	Oliver	Wroten	Williams	C. Pittman	Highsmith	Vaughn	Zenon (nickel)	Prude	Che. Jackson	C. Steltz	Landry
at Alabama	Oliver	Wroten	Williams	C. Pittman	Highsmith	Vaughn	Hollis	Prude	Che. Jackson	Daniels	Landry
at Ole Miss	Oliver	Wroten	Williams	C. Pittman	Highsmith	Vaughn	Hollis	Prude	Che. Jackson	Daniels	Landry
Arkansas	Oliver	Wroten	Williams	C. Pittman	Kuale	Vaughn	Hollis	Prude	Che. Jackson	Daniels	Landry
vs. Georgia (SEC)	Oliver	Wroten	Williams	C. Pittman	Kuale	Vaughn	Zenon (nickel)	Prude	Che. Jackson	C. Steltz	Landry
vs. Miami (Peach)	Oliver	Wroten	Williams	C. Pittman	Highsmith	Vaughn	Hollis	Prude	Che. Jackson	Daniels	Landry





#15 ARIZONA STATE 31

#5 LSU 35

ESPN

F

Sept. 10, 2005 • Sun Devil Stadium • Tempe, Ariz. • 63,210

Russell, Special Teams Rally LSU Past ASU, 35-31

A pair of touchdowns scored by the special teams ignited a 28-point fourth quarter rally for LSU as the Tigers came back from a 17-7 deficit to beat Arizona State, 35-31, in Tempe. Trailing 17-7 early in the fourth quarter, LSU DT **Claude Wroten** blocked a 47-yard field goal attempt and DB **Mario Stevenson** scooped up the ball and returned it 55-yards for a TD to pull the Tigers to within three, (17-14). Then, on ASU's next possession, the Tigers blocked a punt and S **Craig Steltz** picked up the block and returned it 29 yards for a score, giving LSU a 21-17 advantage with 13:27 to play. The lead went back-and-forth over eight minutes before ASU grabbed a 31-28 advantage with 4:07 to play. QB **JaMarcus Russell** then guided the Tigers on a 10-play, 91-yard drive capped with a 39-yard TD pass to WR **Early Doucet** on a fourth-and-10 situation for the Tigers. LSU's defense then stopped the Sun Devils on downs inside the Tiger 30-yard line. Russell connected on 16-of-29 passes for a then-career-best 232 yards and one TD, while RB **Joseph Addai** had a then-career-best 109 yards rushing to go with two TDs for the Tigers.

Scoring

Team	Q1	Q2	Q3	Q4	Total
Arizona State	0	10	7	14	31
LSU	0	7	0	28	35

ASU	9:50	2Q	Lewis 25 pass from Keller (Ainsworth kick)
LSU	6:15	2Q	Addai 1 run (David kick)
ASU	3:58	2Q	Ainsworth 26 FG
ASU	5:58	3Q	Burgess 8 pass from Keller (Ainsworth kick)
LSU	14:47	4Q	Stevenson 55 blocked FG return (David kick)
LSU	13:27	4Q	C. Steltz 29 blocked punt return (David kick)
ASU	11:27	4Q	Lewis 26 pass from Keller (Ainsworth kick)
LSU	8:26	4Q	Addai 5 run (David kick)
ASU	4:07	4Q	Mutz 4 pass from Keller (Ainsworth kick)
LSU	1:13	4Q	Doucet 39 pass from Russell (David kick)

Team Stats

	ASU	LSU
FIRST DOWNS	29	24
RUSHING	5	12
PASSING	21	11
PENALTY	3	1
NET YARDS RUSHING	99	190
RUSHING ATTEMPTS	25	47
YARDS GAINED RUSHING	106	246
YARDS LOST RUSHING	7	56
NET YARDS PASSING	461	244
PASSES ATTEMPTED	56	30
PASSES COMPLETED	35	17
HAD INTERCEPTED	0	0
TOTAL NET YARDS	560	434
TOTAL OFFENSIVE PLAYS	81	77
AVERAGE GAIN PER PLAY	6.9	5.6
FUMBLES/LOST	2/1	2/2
PENALTIES/YARDS	6/31	11/100
PUNTS/YARDS	3/101	4/208
AVERAGE PER PUNT	33.7	52.0
PUNT RETURNS/YARDS	2/14	1/40
KICKOFF RETURNS/YARDS	0/0	1/9
INTERCEPTIONS/YARDS	0/0	0/0
POSSESSION TIME	27:39	32:21
THIRD-DOWN CONVERSIONS	9/17	6/15
FOURTH-DOWN CONVERSIONS	1/2	3/3
SACKS BY	4/39	1/4

LSU

RUSHING	ATT	GAIN	LOST	NET	TD	LONG
Joseph Addai	16	112	3	109	2	22
Shyrone Carey	11	57	1	56	0	14
Skyler Green	1	41	0	41	0	41
Justin Vincent	9	33	2	31	0	19
TEAM	3	0	6	-6	0	0
JaMarcus Russell	7	3	44	-41	0	2

PASSING	ATT	COMP	INT	YDS	TD	LONG	SACKS
JaMarcus Russell	29	16	0	232	1	39	4
Chris Jackson	1	1	0	12	0	12	0

RECEIVING	NO	YDS	TD	LONG
Craig Davis	4	49	0	18
Early Doucet	3	62	1	39
Joseph Addai	3	34	0	21
Skyler Green	3	34	0	13
Bennie Brazell	1	28	0	28
Xavier Carter	1	17	0	17
Ronnie Prude	1	12	0	12
Jacob Hester	1	8	0	8

PUNTING	NO	YDS	AVG	LONG	I20
Patrick Fisher	2	98	49.0	59	0
Chris Jackson	2	110	55.0	60	1

FIELD GOALS	ATT	MADE	LONG	KICKS
None				

ALL RETURNS	PUNTS			KICKOFFS			INTERCEPTED		
	NO	YDS	LG	NO	YDS	LG	NO	YDS	LG
Skyler Green	0	0	0	1	9	9	0	0	0
Jacob Hester	1	11	0	0	0	0	0	0	0
Craig Steltz	0	29	29	0	0	0	0	0	0

Arizona State

RUSHING	ATT	GAIN	LOST	NET	TD	LONG
Rudy Burgess	17	52	3	49	0	18
Keegan Herring	5	36	0	36	0	17
Terry Richardson	2	18	0	18	0	10
Sam Keller	1	0	-4	-4	0	0

PASSING	ATT	COMP	INT	YDS	TD	LONG	SACKS
Sam Keller	56	35	0	461	4	44	1

RECEIVING	NO	YDS	TD	LONG
Derek Hagan	7	95	0	24
Terry Richardson	7	75	0	19
Rudy Burgess	5	45	1	12
Matt Miller	4	65	0	44
Moey Mutz	4	50	1	27
Jamaal Lewis	3	76	2	26
Zach Miller	2	23	0	20
Brent Miller	2	13	0	11
Lee Burghgraef	1	19	0	19

PUNTING	NO	YDS	AVG	LONG	I20
Chris MacDonald	2	101	50.5	53	2
TEAM	1	0	0.0	0	0

FIELD GOALS	ATT	MADE	LONG	KICKS
Jesse Ainsworth	2	1	26	made 26, blocked 47

ALL RETURNS	PUNTS			KICKOFFS			INTERCEPTED		
	NO	YDS	LG	NO	YDS	LG	NO	YDS	LG
Terry Richardson	2	14	13	0	0	0	0	0	0



Game Two

- INTRO
- THIS IS LSU
- TIGERS
- COACHES
- REVIEW
- HISTORY
- LSU



#10/#11 TENNESSEE 30

#4 LSU 27

F/OT



Sept. 26, 2005 • Tiger Stadium • Baton Rouge, La. • 91,986

Tigers Fall to Tennessee in Overtime, 30-27

Tennessee rallied from a 21-0 halftime deficit to post a 30-27 overtime win over LSU in a rare Monday night game in Tiger Stadium. The Tennessee contest served as the home opener for the Tigers as scheduled home games against North Texas (postponed until Oct. 29) and Arizona State (moved to Tempe) were changed due to Hurricane Katrina. LSU wasted little time in jumping on the Vols as RB **Joseph Addai** raced 19 yards for a score on the Tigers' first play from scrimmage in the first quarter. Addai's TD was setup following a UT fumble at the LSU 19-yard line. From there, the Tigers stretched their lead to as much as 21-0 when LB **Kenneth Hollis** returned an Erik Ainge pass three yards for a TD late in the second quarter. The momentum shifted to Tennessee in the second half as the Vols scored 17 fourth quarter points, including a 28-yard field goal with just over two minutes left in the contest to force overtime. In overtime, LSU's **Colt David** connected on a 31-yard field goal to give the Tigers a 27-24 lead following their possession. However, UT clinched the victory on its possession when Gerald Riggs scored on a 1-yard run for the Vols. Addai led the Tigers with 84 yards rushing and one TD, while QB **JaMarcus Russell** completed 14-of-28 passes for 158 yards.

Scoring

Tennessee	0	0	7	17	6	-	30
LSU	7	14	3	0	3	-	27

LSU	12:44	1Q	Addai 19 run (David kick)
LSU	13:31	2Q	Russell 1 run (David kick)
LSU	6:55	2Q	Hollis 3 interception return (David kick)
UT	7:54	3Q	B. Smith 8 pass from Clausen (Wilhoit kick)
LSU	1:37	3Q	Chris Jackson 42 FG
UT	9:35	4Q	Clausen 1 run (Wilhoit kick)
UT	7:15	4Q	Riggs 1 run (Wilhoit kick)
UT	2:02	4Q	Wilhoit 28 FG
LSU		OT	David 31 FG
UT		OT	Riggs 1 run

Team Stats

	UT	LSU
FIRST DOWNS	21	13
RUSHING	6	5
PASSING	11	6
PENALTY	4	2
NET YARDS RUSHING	70	98
RUSHING ATTEMPTS	34	33
YARDS GAINED RUSHING	110	131
YARDS LOST RUSHING	40	33
NET YARDS PASSING	250	158
PASSES ATTEMPTED	51	28
PASSES COMPLETED	28	14
HAD INTERCEPTED	2	1
TOTAL NET YARDS	320	256
TOTAL OFFENSIVE PLAYS	85	61
AVERAGE GAIN PER PLAY	3.8	4.2
FUMBLES/LOST	4/2	3/2
PENALTIES/YARDS	14/97	11/71
PUNTS/YARDS	8/309	8/312
AVERAGE PER PUNT	38.6	39.0
PUNT RETURNS/YARDS	3/20	5/90
KICKOFF RETURNS/YARDS	4/74	2/47
INTERCEPTIONS/YARDS	1/26	2/3
POSSESSION TIME	35:30	24:30
THIRD-DOWN CONVERSIONS	6/16	2/13
FOURTH-DOWN CONVERSIONS	1/1	0/0
SACKS BY	2/18	4/32

LSU

RUSHING	ATT	GAIN	LOST	NET	TD	LONG
Joseph Addai	16	93	9	84	1	21
Shyrone Carey	5	13	3	10	0	5
Jacob Hester	2	6	0	6	0	5
Justin Vincent	3	6	1	5	0	4
Skyler Green	1	0	0	0	0	1
JaMarcus Russell	6	13	20	-7	1	8

PASSING	ATT	COMP	INT	YDS	TD	LONG	SACKS
JaMarcus Russell	28	14	1	158	0	47	2

RECEIVING	NO	YDS	TD	LONG
Craig Davis	3	68	0	47
Dwayne Bowe	3	28	0	18
Skyler Green	2	10	0	5
Jacob Hester	2	10	0	7
Keith Zinger	1	21	0	21
Early Doucet	1	11	0	11
Joseph Addai	1	7	0	7
Bennie Brazell	1	3	0	3

PUNTING	NO	YDS	AVG	LONG	I20
Chris Jackson	8	312	39.0	49	3

FIELD GOALS	ATT	MADE	LONG	KICKS
Chris Jackson	1	1	42	made 42
Colt David	1	1	31	made 31

ALL RETURNS	PUNTS			KICKOFFS			INTERCEPTED		
	NO	YDS	LG	NO	YDS	LG	NO	YDS	LG
Skyler Green	5	90	27	2	47	36	0	0	0
LaRon Landry	0	0	0	0	0	0	1	0	0
Kenneth Hollis	0	0	0	0	0	0	1	3	3

Tennessee

RUSHING	ATT	GAIN	LOST	NET	TD	LONG
Gerald Riggs	24	97	8	89	2	22
Montario Hardesty	2	4	0	4	0	3
Erik Ainge	2	0	9	-9	0	0
Rick Clausen	6	9	23	-14	1	8

PASSING	ATT	COMP	INT	YDS	TD	LONG	SACKS
Rick Clausen	32	21	1	196	1	25	3
Erik Ainge	19	7	1	54	0	16	1


RECEIVING	NO	YDS	TD	LONG
C.J. Fayton	8	61	0	16
Chris Hannon	6	55	0	14
Robert Meachem	3	44	0	25
Bret Smith	3	38	1	25
Gerald Riggs	3	20	0	10
Jayson Swain	2	15	0	8
Cory Anderson	2	9	0	5
Chris Brown	1	8	0	8

PUNTING	NO	YDS	AVG	LONG	I20
Britton Colquitt	8	309	38.6	50	2

FIELD GOALS	ATT	MADE	LONG	KICKS
James Wilhoit	1	1	28	made 28

ALL RETURNS	PUNTS			KICKOFFS			INTERCEPTED		
	NO	YDS	LG	NO	YDS	LG	NO	YDS	LG
Gerald Riggs	0	0	0	1	17	17	0	0	0
Lucas Taylor	3	20	20	2	45	25	0	0	0
Inquoris Johnson	0	0	0	1	12	12	0	0	0
Jonathan Hefney	0	0	0	0	0	0	1	26	26





#4 LSU 37

MISSISSIPPI STATE 7

F

Oct. 1, 2005 • Davis Wade Stadium • Starkville, Miss. • 48,344

Tigers Score 37 Unanswered in 37-7 Win Over State

After spotting Mississippi State an early touchdown, LSU rallied for 37 unanswered points as the Tigers rolled to a 37-7 win over the Bulldogs in Starkville. MSU took an early 7-0 lead on the Tigers on a 66-yard TD pass from Omarr Conner to Joey Sanders just three minutes into the contest. However, it was all LSU from there as the Tigers responded with a 30-yard field goal from **Colt David** and a 36-yard TD run by WR **Xavier Carter** to take a 10-7 lead after the first quarter. LSU tacked on another first half score when QB **JaMarcus Russell** hit WR **Dwayne Bowe** with a 14-yard TD pass early in the second quarter. The Tigers scored 20 points in the third quarter, capped on a one-yard run by RB **Joseph Addai** with 1:38 left in the period for a 37-7 advantage. For the contest, LSU racked up 402 yards of offense, compared to just 229 for the Bulldogs. Russell completed 20-of-23 passes for 197 yards and a pair of scores, while Addai rushed for 86 yards and a TD. The win marked the sixth straight, and 13th out of the last 14, by LSU over the Bulldogs.

Scoring

LSU	10	7	20	0	-	37
Mississippi State	7	0	0	0	-	7

MSU	12:46	1Q	Sanders 66 pass from Conner (Andrew kick)			
LSU	5:02	1Q	David 30 FG			
LSU	2:19	1Q	Carter 36 run (David kick)			
LSU	14:45	2Q	Bowe 14 pass from Russell (David kick)			
LSU	6:58	3Q	Hester 1 run (David kick failed)			
LSU	4:33	3Q	Bowe 44 pass from Russell (David kick)			
LSU	1:38	3Q	Addai 1 run (David kick)			

Team Stats

	LSU	MSU
FIRST DOWNS	23	12
RUSHING	10	3
PASSING	11	7
PENALTY	2	2
NET YARDS RUSHING	172	56
RUSHING ATTEMPTS	37	28
YARDS GAINED RUSHING	186	97
YARDS LOST RUSHING	14	41
NET YARDS PASSING	230	173
PASSES ATTEMPTED	28	26
PASSES COMPLETED	23	11
HAD INTERCEPTED	0	1
TOTAL NET YARDS	402	229
TOTAL OFFENSIVE PLAYS	65	54
AVERAGE GAIN PER PLAY	6.2	4.2
FUMBLES/LOST	1/1	1/0
PENALTIES/YARDS	6/50	8/50
PUNTS/YARDS	4/155	7/277
AVERAGE PER PUNT	38/8	39/6
PUNT RETURNS/YARDS	5/78	0/0
KICKOFF RETURNS/YARDS	1/30	6/91
INTERCEPTIONS/YARDS	1/0	0/0
POSSESSION TIME	32:35	27:25
THIRD-DOWN CONVERSIONS	4/9	1/11
FOURTH-DOWN CONVERSIONS	0/0	1/2
SACKS BY	5/30	2/12

LSU

RUSHING	ATT	GAIN	LOST	NET	TD	LONG
Joseph Addai	17	87	1	86	1	19
Xavier Carter	1	36	0	36	1	36
Justin Vincent	4	22	0	22	0	9
Steve Korte	6	16	0	16	0	4
Shyrone Carey	4	16	0	16	0	8
Jacob Hester	1	1	0	1	1	1
JaMarcus Russell	4	8	13	-5	0	8

PASSING	ATT	COMP	INT	YDS	TD	LONG	SACKS
JaMarcus Russell	24	21	0	205	2	44	2
Matt Flynn	4	2	0	25	0	19	0

RECEIVING	NO	YDS	TD	LONG
Skyler Green	9	63	0	12
Early Doucet	5	60	0	20
Dwayne Bowe	2	58	2	44
Bennie Brazell	2	21	0	13
Joseph Addai	2	1	0	2
David Jones	1	19	0	19
Xavier Carter	1	6	0	6
Jacob Hester	1	2	0	2

PUNTING	NO	YDS	AVG	LONG	I20
Chris Jackson	4	155	38.8	49	3

FIELD GOALS	ATT	MADE	LONG	KICKS
Colt David	1	1	30	made 30

ALL RETURNS	PUNTS			KICKOFFS			INTERCEPTED		
	NO	YDS	LG	NO	YDS	LG	NO	YDS	LG
Skyler Green	5	78	37	1	30	30	0	0	0
Ronnie Prude	0	0	0	0	0	0	1	0	0

Mississippi State

RUSHING	ATT	GAIN	LOST	NET	TD	LONG
Brandon Thornton	4	46	0	46	0	28
Brandon Hart	5	14	0	14	0	5
Jerious Norwood	7	9	0	9	0	3
Jonathan Lowe	3	9	0	9	0	5
TEAM	1	0	0	0	0	0
Omarr Conner	4	10	20	-10	0	10
Mike Henig	4	9	21	-12	0	9

PASSING	ATT	COMP	INT	YDS	TD	LONG	SACKS
Omarr Conner	22	9	1	141	1	66	2
Mike Henig	4	2	0	32	0	27	3

RECEIVING	NO	YDS	TD	LONG
Jerious Norwood	2	32	0	19
Tee Milons	2	14	0	8
Will Prosser	2	7	0	5
Joey Sanders	1	66	1	66
Casey Rogers	1	27	0	27
Bryson Davis	1	12	0	12
Jonathan Lowe	1	10	0	10
Dezmond Sherrod	1	5	0	5

PUNTING	NO	YDS	AVG	LONG	I20
Blake McAdams	7	277	39.6	50	0

FIELD GOALS	ATT	MADE	LONG	KICKS
None				

ALL RETURNS	PUNTS			KICKOFFS			INTERCEPTED		
	NO	YDS	LG	NO	YDS	LG	NO	YDS	LG
Derek Pegues	0	0	0	6	91	22	0	0	0



Game Four

- INTRO
- THIS IS LSU
- TIGERS
- COACHES
- REVIEW
- HISTORY
- LSU



#11 LSU 34

VANDERBILT 6

F



Oct. 8, 2005 • Vanderbilt Stadium • Nashville, Tenn. • 37,309

Tiger Defense Dominant In 34-6 Win Over Vanderbilt

LSU's defense scored a touchdown, recorded a safety and held the SEC's No. 2 rated offense to just 138 yards as the 11th-ranked Tigers dominated Vanderbilt in a 34-6 win over the Commodores in Nashville. Facing the SEC's top-rated passer in Jay Cutler, the Tigers finished with six sacks and a pair of interceptions. The Tigers never trailed in the contest as LSU took the opening kickoff and went 80 yards on a six plays, capped with a 30-yard TD pass from QB **JaMarcus Russell** to WR **Dwayne Bowe**. That proved to be all the scoring the Tigers would need as the LSU defense dominated against both the run and the pass. The Tigers tacked on a first quarter safety for a 9-0 lead before the Commodores pulled to within 9-3 at halftime. At half, the Tigers had outgained the Commodores, 303-41, but LSU had three first half turnovers that kept Vanderbilt in the contest. Vanderbilt pulled to within 9-6 early in the third quarter before the Tigers erupted for 22 fourth quarter points to put the game out of reach. RB **Joseph Addai** led the Tigers with 102 yard rushing and one TD, while Russell completed 21-of-32 passes for a career-best 285 yards and two TDs.

Scoring

Team	9	0	3	22	-	34
LSU						
Vanderbilt	3	0	3	0	-	6

LSU	12:27	1Q	Bowe 30 pass from Russell (David kick)
LSU	5:33	1Q	Chase Pittman safety
VU	3:37	1Q	Hahnfeldt 36 FG
VU	11:36	3Q	Hahnfeldt 48 FG
LSU	2:29	3Q	Chris Jackson 36 FG
LSU	12:32	4Q	Addai 2 run (Doucet pass from Russell)
LSU	7:42	4Q	Doucet 8 pass from Russell (David kick)
LSU	4:25	4Q	Highsmith 22 fumble return (David kick)

Team Stats

	LSU	VU
FIRST DOWNS	22	10
RUSHING	8	1
PASSING	13	5
PENALTY	1	4
NET YARDS RUSHING	194	25
RUSHING ATTEMPTS	43	26
YARDS GAINED RUSHING	216	93
YARDS LOST RUSHING	22	68
NET YARDS PASSING	285	113
PASSES ATTEMPTED	32	33
PASSES COMPLETED	21	11
HAD INTERCEPTED	1	2
TOTAL NET YARDS	479	138
TOTAL OFFENSIVE PLAYS	75	59
AVERAGE GAIN PER PLAY	6.4	2.3
FUMBLES/LOST	5/3	2/1
PENALTIES/YARDS	14/133	5/36
PUNTS/YARDS	4/168	7/312
AVERAGE PER PUNT	42.0	44.6
PUNT RETURNS/YARDS	3/34	1/0
KICKOFF RETURNS/YARDS	2/53	4/82
INTERCEPTIONS/YARDS	2/32	1/27
POSSESSION TIME	34:51	25:09
THIRD-DOWN CONVERSIONS	8/16	2/14
FOURTH-DOWN CONVERSIONS	0/0	0/1
SACKS BY	6/53	1/10

LSU

RUSHING	ATT	GAIN	LOST	NET	TD	LONG
Joseph Addai	24	107	5	102	1	12
Justin Vincent	11	77	0	77	0	16
Steve Korte	3	9	0	9	0	4
Skyler Green	1	8	0	8	0	8
Xavier Carter	1	0	0	0	0	2
JaMarcus Russell	3	15	17	-2	0	15

PASSING	ATT	COMP	INT	YDS	TD	LONG	SACKS
JaMarcus Russell	32	21	1	285	2	35	1

RECEIVING	NO	YDS	TD	LONG
Dwayne Bowe	5	98	1	30
Early Doucet	5	94	1	35
Skyler Green	3	34	0	23
Craig Davis	2	13	0	7
Jacob Hester	2	8	0	11
Keith Zinger	1	17	0	17
David Jones	1	11	0	9
Joseph Addai	1	9	0	9
Justin Vincent	1	1	0	1

PUNTING	NO	YDS	AVG	LONG	I20
Chris Jackson	4	168	42.0	50	2

FIELD GOALS	ATT	MADE	LONG	KICKS
Chris Jackson	3	1	36	missed 47, 42; made 36

ALL RETURNS	PUNTS			KICKOFFS			INTERCEPTED		
	NO	YDS	LG	NO	YDS	LG	NO	YDS	LG
Skyler Green	3	34	17	2	53	38	0	0	0
Chevis Jackson	0	0	0	0	0	0	1	10	10
LaRon Landry	0	0	0	0	0	0	1	22	22

Vanderbilt

RUSHING	ATT	GAIN	LOST	NET	TD	LONG
Cassen Garrison	8	56	0	56	0	40
Jeff Jennings	5	1	2	-1	0	1
Chris Nickson	3	6	16	-10	0	4
Jay Cutler	10	30	50	-20	0	19

PASSING	ATT	COMP	INT	YDS	TD	LONG	SACKS
Jay Cutler	32	11	2	113	0	31	5
Chris Nickson	1	0	0	0	0	0	1

RECEIVING	NO	YDS	TD	LONG
Marlon White	4	34	0	11
Erik Davis	2	22	0	15
Dustin Dunning	2	18	0	10
Steven Bright	1	31	0	31
Earl Bennett	1	6	0	6
Cassen Garrison	1	2	0	2

PUNTING	NO	YDS	AVG	LONG	I20
Bryant Hahnfeldt	7	312	44.6	55	1

FIELD GOALS	ATT	MADE	LONG	KICKS
Bryant Hahnfeldt	2	2	48	made 36, 48

ALL RETURNS	PUNTS			KICKOFFS			INTERCEPTED		
	NO	YDS	LG	NO	YDS	LG	NO	YDS	LG
Earl Bennett	1	0	0	2	46	24	0	0	0
Cassen Garrison	0	0	0	2	36	22	0	0	0
Reshard Langford	0	0	0	0	0	0	1	27	27





#11/#13 FLORIDA 17

#8/#10 LSU 21



F

Oct. 15, 2005 • Tiger Stadium • Baton Rouge, La. • 92,402

Tiger Defense Comes Up Big In Win Over Florida, 21-17

LSU's defense again was up to the challenge as the Tigers held Florida's potent offensive attack to just 17 points and only 206 yards in a 21-17 win over the Gators in Tiger Stadium. The win was the first by LSU over Florida in Tiger Stadium since 1997. Despite turning the ball over a season-high five times, including four on the short-side of the field, LSU's defense stymied the Gators all day holding them to season-lows in both passing yards (107) and total yards (206). The Tigers were once again quick out of the gate at home, scoring on two of their first four possessions for a 14-0 first quarter lead when QB **JaMarcus Russell** connected with WR **Dwayne Bowe** on a 27-yard TD pass. LSU led 14-7 at halftime when a Tiger turnover led the Gators only points of the first half. All 17 Florida points came off of LSU turnovers, including a one-yard run by DeShawn Wynn that put the Gators up 17-14 late in the third quarter. The Tigers regrouped and responded with a 12-play, 75-yard drive early in the fourth quarter to take the lead for good, 21-17, on a 3-yard run by RB **Joseph Addai**. LSU's defense then took over from there, holding Florida to only 27 fourth quarter yards on four possessions. For the game, Addai led the Tigers with a career-best 156 yards rushing on 32 carries, while the LSU defense recorded five sacks in the victory.

Scoring

Florida	0	7	10	0	-	17
LSU	14	0	0	7	-	21

LSU	11:42	1Q	Brazell 43 pass from Russell (David kick)
LSU	1:10	1Q	Bowe 27 pass from Russell (David kick)
UF	8:44	2Q	K. Moore 32 run (Hetland kick)
UF	11:31	3Q	Hetland 22 FG
UF	4:02	3Q	Wynn 1 run (Hetland kick)
LSU	12:35	4Q	Addai 3 run (David kick)

Team Stats

	UF	LSU
FIRST DOWNS	11	15
RUSHING	5	6
PASSING	4	8
PENALTY	2	1
NET YARDS RUSHING	99	125
RUSHING ATTEMPTS	32	44
YARDS GAINED RUSHING	158	177
YARDS LOST RUSHING	59	52
NET YARDS PASSING	107	236
PASSES ATTEMPTED	30	22
PASSES COMPLETED	11	14
HAD INTERCEPTED	0	2
TOTAL NET YARDS	206	361
TOTAL OFFENSIVE PLAYS	62	66
AVERAGE GAIN PER PLAY	3.3	5.5
FUMBLES/LOST	1/0	3/3
PENALTIES/YARDS	10/62	11/84
PUNTS/YARDS	10/432	7/320
AVERAGE PER PUNT	43.2	45.7
PUNT RETURNS/YARDS	1/5	1/1
KICKOFF RETURNS/YARDS	2/34	3/56
INTERCEPTIONS/YARDS	2/16	0/0
POSSESSION TIME	27:16	32:44
THIRD-DOWN CONVERSIONS	2/16	5/15
FOURTH-DOWN CONVERSIONS	0/1	2/2
SACKS BY	5/50	4/33

LSU

RUSHING	ATT	GAIN	LOST	NET	TD	LONG
Joseph Addai	32	158	2	156	1	30
Early Doucet	1	5	0	5	0	5
Shyrone Carey	3	3	0	3	0	2
Justin Vincent	1	1	0	1	0	1
JaMarcus Russell	7	10	50	-40	0	6

PASSING	ATT	COMP	INT	YDS	TD	LONG	SACKS
JaMarcus Russell	22	14	2	236	2	43	5

RECEIVING	NO	YDS	TD	LONG
Dwayne Bowe	3	82	1	31
Joseph Addai	3	37	0	19
David Jones	3	25	0	12
Bennie Brazell	2	52	1	43
Early Doucet	2	29	0	24
Keith Zinger	1	11	0	11

PUNTING	NO	YDS	AVG	LONG	I20
Chris Jackson	7	320	45.7	54	4

FIELD GOALS	ATT.	MADE	LONG	KICKS
None				

ALL RETURNS	PUNTS			KICKOFFS			INTERCEPTED		
	NO	YDS	LG	NO	YDS	LG	NO	YDS	LG
Joseph Addai	0	0	0	1	12	12	0	0	0
Skyler Green	1	1	1	2	44	28	0	0	0

Florida

RUSHING	ATT	GAIN	LOST	NET	TD	LONG
DeShawn Wynn	16	98	5	93	1	36
Kestahn Moore	3	39	2	37	1	32
Jemalie Cornelius	1	1	0	1	0	1
Chris Leak	12	20	52	-32	0	11

PASSING	ATT	COMP	INT	YDS	TD	LONG	SACKS
Chris Leak	30	11	0	107	0	20	4

RECEIVING	NO	YDS	TD	LONG
Chad Jackson	5	29	0	20
Dallas Baker	3	31	0	12
Jemalie Cornelius	2	22	0	14
DeShawn Wynn	1	20	0	20
Gavin Dickey	0	5	0	0

PUNTING	NO	YDS	AVG	LONG	I20
Eric Wilbur	10	432	43.2	51	3

FIELD GOALS	ATT	MADE	LONG	KICKS
Chris Hetland	1	1	22	made 22

ALL RETURNS	PUNTS			KICKOFFS			INTERCEPTED		
	NO	YDS	LG	NO	YDS	LG	NO	YDS	LG
Vernell Brown	1	5	5	0	0	0	0	0	0
Joe Cohen	0	0	0	0	0	0	1	16	16
Jarvis Herring	0	0	0	0	0	0	1	0	0
Markus Manson	0	0	0	2	34	18	0	0	0



- INTRO
- THIS IS LSU
- TIGERS
- COACHES
- REVIEW
- HISTORY
- LSU



#16/15 AUBURN 17

#7 LSU 20

ESPN F/OT

Oct. 22, 2005 • Tiger Stadium • Baton Rouge, La. • 92,664

Jackson Boots LSU Past Auburn, 20-17, in Overtime

Chris Jackson's right leg came up big for LSU as the junior kicked a 44-yard field goal with just under two minutes left in regulation to send the contest to overtime, and then followed that with a 30-yarder during the extended period to lead the seventh-ranked Tigers past 15th-ranked Auburn, 20-17. Moments after Jackson's field goal in overtime, Auburn missed a chance to send the game into double-overtime when John Vaughn's 39-yard attempt hit the left upright sending LSU to the victory. Jackson's field goal in regulation came just three minutes after Auburn had taken a 17-14 lead on a Brandon Cox-to-Anthony Mix TD pass on fourth-and-goal from the LSU five-yard line. LSU responded with an eight-play, 48-yard drive with the big play in the drive coming on a 31-yard pass from QB **JaMarcus Russell** to WR **Dwayne Bowe**. The LSU drive stalled out at the Auburn 27, forcing the Jackson field goal. LSU took a 7-0 first quarter lead when WR **Skyler Green** returned a punt 66 yards for a TD. Auburn pulled to within 7-3 at halftime on a 26-yard John Vaughn field goal. Auburn took a 10-7 lead on a 74-yard run by Kenny Irons midway through the third quarter before LSU regained the lead at 14-10 on a 18-yard TD pass from Russell to Bowe. RB **Joseph Addai** had his third straight 100-yard rushing game, going for 105 yards on 24 carries, while Russell connected on 16-of-33 passes for 190 yards and a TD.

Scoring

Auburn	0	3	7	7	0	-	17
LSU	7	0	7	3	3	-	20

LSU	5:20	1Q	Green 66 punt return (David kick)
AU	12:49	2Q	Vaughn 26 FG
AU	7:48	3Q	Irons 74 run (Vaughn kick)
LSU	4:35	3Q	Bowe 18 pass from Russell (David kick)
AU	4:52	4Q	Mix 5 pass from Cox (Vaughn kick)
LSU	1:40	4Q	Chris Jackson 44 FG
LSU		OT	Chris Jackson 30 FG

Team Stats

	AU	LSU
FIRST DOWNS	20	17
RUSHING	9	8
PASSING	11	7
PENALTY	0	2
NET YARDS RUSHING	230	149
RUSHING ATTEMPTS	38	34
YARDS GAINED RUSHING	259	151
YARDS LOST RUSHING	29	2
NET YARDS PASSING	221	190
PASSES ATTEMPTED	41	33
PASSES COMPLETED	16	16
HAD INTERCEPTED	0	0
TOTAL NET YARDS	451	339
TOTAL OFFENSIVE PLAYS	79	67
AVERAGE GAIN PER PLAY	5.7	5.1
FUMBLES/LOST	0/0	1/0
PENALTIES/YARDS	6/45	5/30
PUNTS/YARDS	5/231	7/272
AVERAGE PER PUNT	46.2	38.9
PUNT RETURNS/YARDS	3/19	2/65
KICKOFF RETURNS/YARDS	2/41	1/7
INTERCEPTIONS/YARDS	0/0	0/0
POSSESSION TIME	29:29	30:31
THIRD-DOWN CONVERSIONS	8/19	4/15
FOURTH-DOWN CONVERSIONS	1/1	0/0
SACKS BY	0/0	3/21

LSU

RUSHING	ATT	GAIN	LOST	NET	TD	LONG
Joseph Addai	24	106	1	105	0	12
JaMarcus Russell	6	24	0	24	0	9
Skyler Green	1	17	0	17	0	17
Justin Vincent	1	3	0	3	0	3
Shyrone Carey	2	1	1	0	0	1

PASSING	ATT	COMP	INT	YDS	TD	LONG	SACKS
JaMarcus Russell	33	16	0	190	1	41	0

RECEIVING	NO	YDS	TD	LONG
Skyler Green	5	27	0	9
Joseph Addai	4	31	0	11
Craig Davis	3	68	0	41
Dwayne Bowe	3	57	1	31
Keith Zinger	1	7	0	7

PUNTING	NO	YDS	AVG	LONG	I20
Chris Jackson	7	272	38.9	55	1

FIELD GOALS	ATT	MADE	LONG	KICKS
Chris Jackson	3	1	44	missed 38, made 44,30
Colt David	1	0	--	missed 28

ALL RETURNS	PUNTS			KICKOFFS			INTERCEPTED		
	NO	YDS	LG	NO	YDS	LG	NO	YDS	LG
Skyler Green	2	65	66	0	0	0	0	0	0
Jason Spadoni	0	0	0	1	7	7	0	0	0

Auburn

RUSHING	ATT	GAIN	LOST	NET	TD	LONG
Kenny Irons	27	225	7	218	1	74
Courtney Taylor	1	9	0	9	0	9
Ben Obomanu	1	8	0	8	0	8
Carl Stewart	3	9	1	8	0	5
Brandon Cox	6	8	21	-13	0	5

PASSING	ATT	COMP	INT	YDS	TD	LONG	SACKS
Brandon Cox	40	16	0	221	1	36	3

RECEIVING	NO	YDS.	TD	LONG
Anthony Mix	5	69	1	26
Courtney Taylor	4	58	0	36
Devin Aromashodu	3	55	0	31
Cooper Wallace	2	16	0	15
Jake Slaughter	1	19	0	19
Ben Obomanu	1	4	0	4

PUNTING	NO	YDS	AVG	LONG	I20
Kody Bliss	5	231	46.2	63	2

FIELD GOALS	ATT	MADE	LONG	KICKS
John Vaughn	6	1	26	missed 41, 54, 37, 49, 39, made 26

ALL RETURNS	PUNTS			KICKOFFS			INTERCEPTED		
	NO	YDS	LG	NO	YDS	LG	NO	YDS	LG
Devin Aromashodu	0	0	0	2	41	22	0	0	0
Tre Smith	3	19	14	0	0	0	0	0	0





NORTH TEXAS 3

#7 LSU 56

F

Oct. 29, 2005 • Tiger Stadium • Baton Rouge, La. • 88,887

Tigers Dominate North Texas in 56-3 Victory

LSU dominated in all phases of the game in its 56-3 non-conference win over North Texas as the Tigers racked up a season-best 566 yards (383 passing, 183 rushing), while limiting the Mean Green to 206 yards. The Tigers scored on their first possession of the contest and never looked back in building a 28-three halftime lead. In all, the Tigers scored on four of their six possessions in both the first half and the second half. QB **JaMarcus Russell** paced the Tigers by completing 17-of-21 passes for 244 yards and one TD, while backup QB **Matt Flynn** was a perfect 7-of-7 for 139 yards and three TDs, all coming in the fourth quarter. RB **Justin Vincent** rushed for a team-best 70 yards and one score, while WR **Shyrone Carey** added 44 yards and two TDs on eight carries. Carey scored on runs of 23 yards and one yard in the first half, while Vincent added a one-yard run in the second half. Already leading 35-3, Flynn connected with WR **Xavier Carter** on a 49-yard TD pass early in the fourth quarter and then followed that with scoring passes of 40 and six yards to WR **Early Doucet** to cap the scoring for the Tigers. Defensively, S **Craig Steltz** led LSU with seven tackles and one interception.

Scoring

	0	3	0	0	-	3
North Texas						
LSU	14	14	7	21	-	56

LSU	11:32	1Q	Addai 3 run (David kick)
LSU	2:06	1Q	Carey 23 run (David kick)
LSU	11:47	2Q	Carey 1 run (David kick)
LSU	4:24	2Q	Bowe 15 pass from Russell (David kick)
UNT	0:10	2Q	Bazaldua 50 FG
LSU	0:30	3Q	Vincent 1 run (David kick)
LSU	13:51	4Q	Carter 49 pass from Flynn (David kick)
LSU	9:55	4Q	Doucet 40 pass from Flynn (David kick)
LSU	3:32	4Q	Doucet 6 pass from Flynn (David kick)

Team Stats

	UNT	LSU
FIRST DOWNS	12	25
RUSHING	4	8
PASSING	4	15
PENALTY	4	2
NET YARDS RUSHING	105	183
RUSHING ATTEMPTS	30	36
YARDS GAINED RUSHING	117	193
YARDS LOST RUSHING	12	10
NET YARDS PASSING	101	383
PASSES ATTEMPTED	29	28
PASSES COMPLETED	13	24
HAD INTERCEPTED	1	1
TOTAL NET YARDS	206	566
TOTAL OFFENSIVE PLAYS	59	64
AVERAGE GAIN PER PLAY	3.5	8.8
FUMBLES/LOST	0/0	1/0
PENALTIES/YARDS	5/55	12/118
PUNTS/YARDS	8/263	1/35
AVERAGE PER PUNT	32.9	35.0
PUNT RETURNS/YARDS	0/0	2/15
KICKOFF RETURNS/YARDS	5/56	2/26
INTERCEPTIONS/YARDS	1/11	1/22
POSSESSION TIME	29:13	30:47
THIRD-DOWN CONVERSIONS	5/16	5/7
FOURTH-DOWN CONVERSIONS	0/1	0/0
SACKS BY	0/0	0/0

LSU

RUSHING	ATT	GAIN	LOST	NET	TD	LONG
Justin Vincent	12	72	2	70	1	37
Shyrone Carey	8	49	5	44	2	23
Jacob Hester	5	29	0	29	0	12
JaMarcus Russell	3	14	0	14	0	7
Skyler Green	2	13	2	11	0	13
Joseph Addai	3	7	0	7	1	3
Matt Flynn	1	6	0	6	0	6
Kevin Steltz	1	3	0	3	0	3
TEAM	1	0	1	-1	0	0

PASSING	ATT	COMP	INT	YDS	TD	LONG	SACKS
JaMarcus Russell	21	17	1	244	1	41	0
Matt Flynn	7	7	0	139	3	49	0

RECEIVING	NO	YDS	TD	LONG
Craig Davis	5	97	0	41
Dwayne Bowe	3	51	1	29
Skyler Green	3	30	0	18
Xavier Carter	2	63	1	49
Early Doucet	2	46	2	40
Bernie Brazell	2	24	0	14
Shyrone Carey	2	18	0	13
Keith Zinger	1	17	0	17
David Jones	1	15	0	15
Justin Vincent	1	10	0	10
Jacob Hester	1	6	0	6
Mit Cole	1	6	0	6

PUNTING	NO	YDS	AVG	LONG	I20
Chris Jackson	1	35	35.0	35	0

FIELD GOALS	ATT	MADE	LONG	KICKS
Chris Jackson	1	0	--	missed 47

ALL RETURNS	PUNTS			KICKOFFS			INTERCEPTED		
	NO	YDS	LG	NO	YDS	LG	NO	YDS	LG
Skyler Green	1	4	0	1	15	15	0	0	0
Shyrone Carey	1	11	11	0	0	0	0	0	0
Shawn Jordan	0	0	0	1	11	11	0	0	0
Craig Steltz	0	0	0	0	0	0	1	22	22

North Texas

RUSHING	ATT	GAIN	LOST	NET	TD	LONG
Jamario Thomas	26	95	12	83	0	24
Patrick Cobbs	3	21	0	21	0	16
Daniel Meager	1	1	0	1	0	1

PASSING	ATT	COMP	INT	YDS	TD	LONG	SACKS
Daniel Meager	28	13	1	101	0	21	0
Matt Phillips	1	0	0	0	0	0	00

RECEIVING	NO	YDS	TD	LONG
Johnny Quinn	5	58	0	20
Joel Nwigwe	2	24	0	21
Robert Harmon	2	13	0	8
Brandon Jackson	2	1	0	2
Patrick Cobbs	1	3	0	3
Charles Brown	1	2	0	2

PUNTING	NO	YDS	AVG	LONG	I20
Truman Spencer	7	249	35.6	42	0
Daniel Meager	1	14	14.0	14	0


FIELD GOALS	ATT	MADE	LONG	KICKS
Nick Bazaldua	2	1	50	blocked 24, good 50

ALL RETURNS	PUNTS			KICKOFFS			INTERCEPTED		
	NO	YDS	LG	NO	YDS	LG	NO	YDS	LG
Johnny Quinn	0	0	0	4	44	12	0	0	0
Patrick Cobbs	0	0	0	1	12	12	0	0	0
Aaron Weathers	0	0	0	0	0	0	1	11	11



Game Eight

- INTRO
- THIS IS LSU
- TIGERS
- COACHES
- REVIEW
- HISTORY
- LSU



APPALACHIAN STATE 0

#7 LSU 24
F

Nov. 5, 2005 • Tiger Stadium • Baton Rouge, La. • 91, 414

Tigers Methodical in 24-0 Win Over Appalachian State

It wasn't flashy, but it was effective as LSU used a balanced offense combined with a stingy defense to shutout I-AA Appalachian State, 24-0, in the annual Homecoming contest. LSU never trailed in the game as the Tigers took the opening kickoff and drove 72 yards on nine plays, capped on a nine-yard pass from QB **JaMarcus Russell** to WR **Dwayne Bowe**. LSU extended the lead to 14-0 with a one-yard TD run by RB **Justin Vincent** early in the second quarter. The score remained that way until early in the fourth quarter when Russell hit TE **Keith Zinger** for a nine-yard TD. **Chris Jackson** completed the scoring for the Tigers with a 34-yard field goal midway through the fourth quarter. In all, LSU accounted for 371 yards of offense, 163 on the ground and 208 through the air. Vincent led the Tigers with a season-high 89 yards rushing and one TD, while Russell connected on 16-of-22 passes for 208 yards and two TDs. Bowe led all receivers with five catches for 76 yards. Defensively, LSU held ASU to 256 yards of offense and only 14 first downs. The Mountaineers crossed midfield only twice during the game as seven of their 10 possessions ended with a punt. DE **Melvin Oliver** led the Tigers with eight tackles and one sack.

Scoring

Appalachian State	0	0	0	0	-	0
LSU	7	7	0	10	-	24

LSU	11:02	1Q	Bowe 9 pass from Russell (David kick)
LSU	11:56	2Q	Vincent 1 run (David kick)
LSU	13:22	4Q	Zinger 9 pass from Russell (David kick)
LSU	7:01	4Q	Chris Jackson 34 FG

Team Stats

	APP	LSU
FIRST DOWNS	14	21
RUSHING	7	11
PASSING	6	9
PENALTY	1	1
NET YARDS RUSHING	176	163
RUSHING ATTEMPTS	36	32
YARDS GAINED RUSHING	191	185
YARDS LOST RUSHING	15	22
NET YARDS PASSING	80	208
PASSES ATTEMPTED	22	22
PASSES COMPLETED	10	16
HAD INTERCEPTED	0	0
TOTAL NET YARDS	256	371
TOTAL OFFENSIVE PLAYS	58	54
AVERAGE GAIN PER PLAY	4.4	6.9
FUMBLES/LOST	2/0	0/0
PENALTIES/YARDS	7/50	2/25
PUNTS/YARDS	7/270	4/181
AVERAGE PER PUNT	38.6	45.2
PUNT RETURNS/YARDS	2/2	1/8
KICKOFF RETURNS/YARDS	3/64	1/11
INTERCEPTIONS/YARDS	0/0	0/0
POSSESSION TIME	32:31	27:29
THIRD-DOWN CONVERSIONS	5/14	3/9
FOURTH-DOWN CONVERSIONS	0/0	0/0
SACKS BY	1/9	1/6

LSU

RUSHING	ATT	GAIN	LOST	NET	TD	LONG
Justin Vincent	16	94	5	89	1	26
JaMarcus Russell	4	47	5	42	0	22
Shyrone Carey	7	22	3	19	0	8
Joseph Addai	3	15	0	15	0	9
Matt Flynn	2	7	9	-2	0	7

PASSING	ATT	COMP	INT	YDS	TD	LONG	SACKS
JaMarcus Russell	22	16	0	208	2	22	0
Matt Flynn	0	0	0	0	0	0	1

RECEIVING	NO	YDS	TD	LONG
Dwayne Bowe	5	76	1	21
Craig Davis	3	34	0	15
Early Doucet	3	34	0	22
Keith Zinger	2	31	1	22
David Jones	1	18	0	18
Skyler Green	1	8	0	8
Bennie Brazell	1	7	0	7

PUNTING	NO	YDS	AVG	LONG	I20
Chris Jackson	4	181	45.2	60	3

FIELD GOALS	ATT	MADE	LONG	KICKS
Chris Jackson	2	1	34	missed 38, made 34

ALL RETURNS	PUNTS			KICKOFFS			INTERCEPTED		
	NO	YDS	LG	NO	YDS	LG	NO	YDS	LG
Skyler Green	1	8	8	0	0	0	0	0	0
Shawn Jordan	0	0	0	1	11	11	0	0	0

Appalachian State

RUSHING	ATT	GAIN	LOST	NET	TD	LONG
Richie Williams	10	85	5	80	0	35
Kevin Richardson	15	62	3	59	0	11
Trey Hennessee	5	28	0	28	0	17
T.J. Courman	4	8	1	7	0	4
Trey Elder	2	8	6	2	0	8

PASSING	ATT	COMP	INT	YDS	TD	LONG	SACKS
Richie Williams	21	9	0	70	0	20	0
Trey Elder	1	1	0	10	0	10	1

RECEIVING	NO	YDS	TD	LONG
Zach Johnson	2	33	0	19
Jermame Little	2	23	0	20
T.J. Courman	1	10	0	10
Hans Batichon	1	7	0	7
Daniel Bettis	1	7	0	7
William Mayfield	1	5	0	5
Kevin Richardson	1	-1	0	-1
Richie Williams	1	-4	0	-4

PUNTING	NO	YDS	AVG	LONG	I20
Matt Dodge	7	270	38.6	46	0

FIELD GOALS	ATT	MADE	LONG	KICKS
Julian Rauch	1	0	--	missed 33

ALL RETURNS	PUNTS			KICKOFFS			INTERCEPTED		
	NO	YDS	LG	NO	YDS	LG	NO	YDS	LG
Jermame Little	0	0	0	1	30	30	0	0	0
Brandon Turner	0	0	0	2	34	19	0	0	0
Jeremy Wiggins	2	2	4	0	0	0	0	0	0





#5 LSU 16

#4/#3 ALABAMA 13



F/OT

Nov. 12, 2005 • Bryant-Denny Stadium • Tuscaloosa, Ala. • 81,018

Russell to Bowe Gives LSU 16-13 OT Win at No. 3 Bama

QB **JaMarcus Russell** connected with WR **Dwayne Bowe** on an 11-yard TD pass in overtime to lift No. 5 LSU to a 16-13 overtime win over No. 3 and previously unbeaten Alabama in Tuscaloosa. The Tigers fell behind early in the contest as Alabama built a 10-0 lead early in the second quarter on an eight-yard pass from Brodie Croyle to DJ Hall. The Tigers managed only five first downs and 72 yards of offense in the first half compared to 16 first downs and 207 yards for the Crimson Tide. Following an inspiring half-time speech from DT **Kyle Williams**, the Tigers opened the second half with a nine-play, 80-yard drive to cut the margin to 10-7 on a one-yard run by RB **Justin Vincent** to set the tone for the final 30 minutes of the contest. LSU held Alabama to a three-and-out on its next possession and the Tigers responded by tying the game at 10-10 on a **Chris Jackson** field goal at the 5:46 mark in the third quarter. While the LSU defense was holding Alabama in check, the Tiger offense was moving up and down the field but had nothing to show for it. LSU missed three second half field goals as the teams went into overtime tied at 10-10. In overtime, the Tigers held Alabama to a field goal to set up the winning possession for LSU. Russell finished the game by hitting on 16-of-30 passes for 229 yards and one TD, while Bowe caught seven passes for 98 yards and a score. Williams paced the Tiger defense with 11 tackles and 2.5 sacks.

Scoring

LSU	0	0	10	0	6	-	16
Alabama	3	7	0	3	3	-	13

UA	5:15	1Q	Christensen 28 FG
UA	10:59	2Q	Hall 8 pass from Croyle (Christensen kick)
LSU	9:53	3Q	Vincent 1 run (David kick)
LSU	5:46	3Q	Jackson 42 FG
UA		OT	Christensen 34 FG
LSU		OT	Bowe 11 pass from Russell (no kick)

Team Stats

	LSU	UA
FIRST DOWNS	16	20
RUSHING	3	9
PASSING	12	8
PENALTY	1	3
NET YARDS RUSHING	46	97
RUSHING ATTEMPTS	33	32
YARDS GAINED RUSHING	90	155
YARDS LOST RUSHING	44	58
NET YARDS PASSING	229	187
PASSES ATTEMPTED	30	40
PASSES COMPLETED	16	19
HAD INTERCEPTED	0	0
TOTAL NET YARDS	275	284
TOTAL OFFENSIVE PLAYS	63	72
AVERAGE GAIN PER PLAY	4.4	3.9
FUMBLES/LOST	0/0	2/0
PENALTIES/YARDS	6/64	7/54
PUNTS/YARDS	6/270	7/272
AVERAGE PER PUNT	45.0	38.9
PUNT RETURNS/YARDS	1/1	0/0
KICKOFF RETURNS/YARDS	2/28	2/38
INTERCEPTIONS/YARDS	0/0	0/0
POSSESSION TIME	28:38	31:22
THIRD-DOWN CONVERSIONS	5/15	5/17
FOURTH-DOWN CONVERSIONS	1/1	0/1
SACKS BY	5/44	2/25

LSU

RUSHING	ATT	GAIN	LOST	NET	TD	LONG
Justin Vincent	20	59	3	56	1	11
Joseph Addai	2	4	0	4	0	2
Skyler Green	1	2	0	2	0	2
Jacob Hester	1	0	0	0	0	0
JaMarcus Russell	7	21	28	-7	0	15
Xavier Carter	2	4	13	-9	0	4

PASSING	ATT	COMP	INT	YDS	TD	LONG	SACKS
JaMarcus Russell	30	16	0	229	1	28	2

RECEIVING	NO	YDS	TD	LONG
Dwayne Bowe	7	98	1	28
Craig Davis	4	58	0	23
Justin Vincent	2	36	0	26
Bennie Brazell	1	27	0	27
Early Doucet	1	6	0	6
Skyler Green	1	4	0	4

PUNTING	NO	YDS	AVG	LONG	I20
Chris Jackson	6	270	45.0	53	4

FIELD GOALS	ATT	MADE	LONG	KICKS
Chris Jackson	4	1	42	missed 43, 47, 49; made 42

ALL RETURNS	PUNTS			KICKOFFS			INTERCEPTED		
	NO	YDS	LG	NO	YDS	LG	NO	YDS	LG
Skyler Green	1	1	1	2	28	18	0	0	0

Alabama

RUSHING	ATT	GAIN	LOST	NET	TD	LONG
Kenneth Darby	21	104	0	104	0	21
Tim Castille	1	15	0	15	0	15
Glen Coffee	1	14	0	14	0	14
Jimmy Johns	1	13	0	13	0	13
TEAM	1	0	2	-2	-	0
Brodie Croyle	7	9	56	-47	0	9

PASSING	ATT	COMP	INT	YDS	TD	LONG	SACKS
Brodie Croyle	40	19	0	187	1	40	5

RECEIVING	NO	YDS	TD	LONG
DJ Hall	6	48	1	11
Keith Brown	4	48	0	26
Kenneth Darby	4	11	0	5
Le'Ron McClain	2	33	0	19
Glen Coffee	1	40	0	40
Ezekial Knight	1	5	0	5
Matt Caddell	1	2	0	2

PUNTING	NO	YDS	AVG	LONG	I20
Jeremy Schatz	7	272	38.9	52	2

FIELD GOALS	ATT	MADE	LONG	KICKS
Jamie Christensen	3	2	34	missed 46; made 28, 34


ALL RETURNS	PUNTS			KICKOFFS			INTERCEPTED		
	NO	YDS	LG	NO	YDS	LG	NO	YDS	LG
Glen Coffee	0	0	0	1	13	13	0	0	0
Brandon Brooks	0	0	0	1	25	25	0	0	0



- INTRO
- THIS IS LSU
- TIGERS
- COACHES
- REVIEW
- HISTORY
- LSU



Ole Miss



#4 LSU 40

OLE MISS 7



F

Nov. 19, 2005 • Vaught-Hemingway Stadium • Oxford, Miss. • 59,543

Tigers Put Together Complete Game in Win at Ole Miss

LSU dominated Ole Miss in all three phases of the contest - offense, defense and special teams - as the Tigers had little trouble in posting a 40-7 win over the Rebels. LSU never trailed in the contest as the Tigers led 2-0 after the first quarter and 16-0 at halftime following a three-yard TD pass from QB **JaMarcus Russell** to WR **Craig Davis** and a one-yard run by RB **Joseph Addai**. LSU stretched the lead to 23-0 midway through the third quarter when Russell connected with WR **Early Doucet** for a 20-yard TD pass. RB **Justin Vincent** added a one-yard TD run to open the fourth quarter to increase the lead to 33-0. QB **Matt Flynn** hit WR **Bennie Brazell** with a 55-yard TD pass to cap the scoring for LSU. Ole Miss spoiled the shutout with a TD at the 2:28 mark in the fourth quarter. For the game, the Tigers rolled up 380 yards of offense, while limiting the Rebels to just seven yards rushing and only 175 yards of total offense. The Rebels only crossed midfield twice in the game. Russell paced the Tigers by completing 13-of-22 passes for 142 yards and two scores, while Addai rushed for 70 yards and one TD on 14 carries. Defensively, LB **Kenneth Hollis** led the Tigers with five tackles, including one tackle for a four-yard loss, while DB **Jonathan Zenon** and SS **Jessie Daniels** each intercepted passes for the Tigers.

Scoring

Team	Q1	Q2	Q3	Q4	Total
LSU	2	14	10	14	40
Ole Miss	0	0	0	7	7

Time	Quarter	Play
LSU 5:27	1Q	Team Safety
LSU 14:40	2Q	Davis 3 pass from Russell (David kick)
LSU 9:42	2Q	Addai 1 run (David kick)
LSU 8:36	3Q	Doucet 20 pass from Russell (David kick)
LSU 4:04	3Q	Jackson 48 FG
LSU 14:53	4Q	Vincent 1 run (David kick)
LSU 11:45	4Q	Brazell 55 pass from Flynn (David kick)
UM 2:28	4Q	Biddle 7 pass from Spurlock (Hinkle kick)

Team Stats

	LSU	UM
FIRST DOWNS	19	11
RUSHING	12	1
PASSING	7	7
PENALTY	0	2
NET YARDS RUSHING	177	7
RUSHING ATTEMPTS	41	22
YARDS GAINED RUSHING	195	47
YARDS LOST RUSHING	18	40
NET YARDS PASSING	203	168
PASSES ATTEMPTED	26	38
PASSES COMPLETED	15	20
HAD INTERCEPTED	1	2
TOTAL NET YARDS	380	175
TOTAL OFFENSIVE PLAYS	67	60
AVERAGE GAIN PER PLAY	5.7	2.9
FUMBLES/LOST	2/1	5/0
PENALTIES/YARDS	5/38	4/27
PUNTS/YARDS	4/128	9/325
AVERAGE PER PUNT	32.0	36.1
PUNT RETURNS/YARDS	4/32	0/0
KICKOFF RETURNS/YARDS	2/29	7/80
INTERCEPTIONS/YARDS	2/32	1/0
POSSESSION TIME	33:34	26:26
THIRD-DOWN CONVERSIONS	6/12	2/14
FOURTH-DOWN CONVERSIONS	1/1	2/2
SACKS BY	1/11	1/10

LSU

RUSHING	ATT	GAIN	LOST	NET	TD	LONG
Joseph Addai	14	71	1	70	1	18
Justin Vincent	14	59	5	54	1	15
Shyrone Carey	7	40	0	40	0	17
JaMarcus Russell	3	17	10	7	0	9
Skyler Green	1	5	0	5	0	5
Jacob Hester	1	3	0	3	0	3
TEAM	1	0	2	-2	0	0

PASSING	ATT	COMP	INT	YDS	TD	LONG	SACKS
JaMarcus Russell	22	13	1	142	2	32	1
Matt Flynn	4	2	0	61	1	55	0

RECEIVING	NO	YDS	TD	LONG
Craig Davis	3	45	1	32
Justin Vincent	3	11	0	6
Bennie Brazell	2	80	1	55
Early Doucet	2	26	1	20
Joseph Addai	2	10	0	9
Dwayne Bowe	1	19	0	19
Skyler Green	1	8	0	8
David Jones	1	4	0	4

PUNTING	NO	YDS	AVG	LONG	I20
Chris Jackson	3	98	32.7	37	3
Patrick Fisher	1	30	30.0	30	1

FIELD GOALS	ATT	MADE	LONG	KICKS
Chris Jackson	1	1	48	made 48

ALL RETURNS	PUNTS			KICKOFFS			INTERCEPTED		
	NO	YDS	LG	NO	YDS	LG	NO	YDS	LG
Skyler Green	4	32	16	1	24	24	0	0	0
Jonathan Zenon	0	0	0	0	0	0	1	32	32
Jessie Daniels	0	0	0	0	0	0	1	0	0
Jacob Hester	0	0	0	1	5	5	0	0	0

Ole Miss

RUSHING	ATT	GAIN	LOST	NET	TD	LONG
Mario Hill	1	9	0	9	0	9
Larry Kendrick	12	20	12	8	0	7
Antonio Turner	1	5	0	5	0	5
Michael Spurlock	3	13	11	2	0	13
Ethan Flatt	5	0	17	-17	0	0

PASSING	ATT	COMP	INT	YDS	TD	LONG	SACKS
Michael Spurlock	23	11	1	119	1	20	1
Ethan Flatt	15	9	1	49	0	14	0


RECEIVING	NO	YDS	TD	LONG
Mike Espy	7	85	0	20
Robert Lane	6	30	0	12
Mario Hill	2	29	0	19
Taye Biddle	2	8	1	7
Jimmy Brooks	1	7	0	7
Antonio Turner	1	7	0	7
Larry Kendrick	1	-5	0	0
Tre' Stallings	0	7	0	0

PUNTING	NO	YDS	AVG	LONG	I20
Rob Park	9	325	36.1	48	0

FIELD GOALS	ATT	MADE	LONG	KICKS
None				

ALL RETURNS	PUNTS			KICKOFFS			INTERCEPTED		
	NO	YDS	LG	NO	YDS	LG	NO	YDS	LG
Mike Espy	0	0	0	3	32	15	0	0	0
Burnell Wallace	0	0	0	4	48	14	0	0	0
Charles Clark	0	0	0	0	0	0	1	0	0





ARKANSAS 17

#3 LSU 19



F

Nov. 25, 2005 • Tiger Stadium • Baton Rouge, La. • 92,127

Defense Comes up Big in 19-17 Win Over Arkansas

LSU held the SEC's top ranked rushing offense to just 35 yards, 200 below its season average, as the third-ranked Tigers held off a late Arkansas rally for a 19-17 win in Tiger Stadium. With the win, the Tigers clinched a spot in the SEC Championship Game for the third time in five years. After a scoreless first quarter, the Tigers got on the board first with a 26-yard field goal by **Colt David** at the 13:24 mark in the second quarter. LSU stretched the lead to 10-0 just three minutes later when QB **JaMarcus Russell** connected with WR **Bennie Brazell** on a 50-yard TD pass. LSU led 12-3 at halftime when WR **Early Doucet** tackled Arkansas punter Jacob Skinner in the endzone with 12 seconds left before intermission. LSU appeared to have the game in hand when RB **Justin Vincent** scored from four-yards out early in the third quarter to put the Tigers up 19-3. However, the Razorbacks battled back, cutting the deficit to 19-17 on a one-yard run by Darren McFadden early in the fourth quarter. The Tiger defense held Arkansas to one-net yard on its next three possessions to secure the victory and a spot in the league's title game. Vincent led LSU with 59 yards rushing and one TD, while Russell completed 13-of-29 passes for 194 yards, one TD and two interceptions for the Tigers. Defensively, DE **Melvin Oliver** led the Tigers with nine tackles and three sacks as LSU held Arkansas to only 12 first downs and just 241 yards of total offense.

Scoring

Arkansas	0	3	8	6	-	17
LSU	0	12	7	0	-	19

LSU 13:24 2Q	David 26 FG
LSU 10:50 2Q	Brazell 50 pass from Russell (David kick)
ARK 7:22 2Q	Balseiro 30 FG
LSU 0:12 2Q	Doucet Safety
LSU 10:40 3Q	Vincent 4 run (David kick)
ARK 4:16 3Q	Washington 29 pass from Dick (McFadden rush)
ARK 10:34 4Q	McFadden 1 run (pass intercepted)

Team Stats

	ARK	LSU
FIRST DOWNS	12	16
RUSHING	2	8
PASSING	8	5
PENALTY	2	3
NET YARDS RUSHING	35	108
RUSHING ATTEMPTS	34	37
YARDS GAINED RUSHING	74	133
YARDS LOST RUSHING	39	25
NET YARDS PASSING	206	194
PASSES ATTEMPTED	30	29
PASSES COMPLETED	14	13
HAD INTERCEPTED	1	2
TOTAL NET YARDS	241	302
TOTAL OFFENSIVE PLAYS	64	66
AVERAGE GAIN PER PLAY	3.8	4.6
FUMBLES/LOST	1/0	1/1
PENALTIES/YARDS	6/48	8/66
PUNTS/YARDS	7/286	7/284
AVERAGE PER PUNT	40.9	40.6
PUNT RETURNS/YARDS	0/0	0/0
KICKOFF RETURNS/YARDS	3/118	3/70
INTERCEPTIONS/YARDS	2/0	1/20
POSSESSION TIME	28:22	31:38
THIRD-DOWN CONVERSIONS	4/17	4/14
FOURTH-DOWN CONVERSIONS	1/3	0/0
SACKS BY	1/14	4/20

LSU

RUSHING	ATT	GAIN	LOST	NET	TD	LONG
Justin Vincent	20	68	9	59	1	15
Joseph Addai	10	36	0	36	0	9
JaMarcus Russell	4	28	14	14	0	11
Skyler Green	1	1	0	1	0	1
TEAM	2	0	2	-2	0	0

PASSING	ATT	COMP	INT	YDS	TD	LONG	SACKS
JaMarcus Russell	29	13	2	194	1	50	1

RECEIVING	NO	YDS	TD	LONG
Skyler Green	3	45	0	29
Joseph Addai	2	46	0	43
Craig Davis	2	16	0	8
Jacob Hester	2	9	0	8
Bennie Brazell	1	50	1	50
Dwayne Bowe	1	18	0	18
Early Doucet	1	5	0	5
Justin Vincent	1	5	0	5

PUNTING	NO	YDS	AVG	LONG	I20
Chris Jackson	7	284	40.6	50	1

FIELD GOALS	ATT	MADE	LONG	KICKS
Colt David	1	1	26	made 26

ALL RETURNS	PUNTS			KICKOFFS			INTERCEPTED		
	NO	YDS	LG	NO	YDS	LG	NO	YDS	LG
Skyler Green	0	0	0	2	62	40	0	0	0
Xavier Carter	0	0	0	1	8	8	0	0	0
LaRon Landry	0	0	0	0	0	0	1	20	20

Arkansas

RUSHING	ATT	GAIN	LOST	NET	TD	LONG
Darren McFadden	24	67	10	57	1	13
Felix Jones	4	7	2	5	0	4
De'Arrius Howard	1	0	1	-1	0	0
TEAM	1	0	6	-6	0	0
Casey Dick	4	0	20	-20	0	0

PASSING	AT	COMP	INT	YDS	TD	LONG	SACKS
Casey Dick	28	12	1	148	1	55	4
Cedric Washington	1	1	0	45	0	45	0
Darren McFadden	1	1	0	13	0	13	0

RECEIVING	NO	YDS	TD	LONG
Cedric Washington	5	53	1	29
Marcus Monk	3	79	0	55
Peyton Hillis	3	58	0	45
Darren McFadden	2	14	0	9
Jared Hicks	1	2	0	2

PUNTING	NO	YDS	AVG	LONG	I20
Jacob Skinner	7	286	40.9	55	2

FIELD GOALS	ATT	MADE	LONG	KICKS
Chris Balseiro	3	1	30	missed 41, 28; made 30

ALL RETURNS	PUNTS			KICKOFFS			INTERCEPTED		
	NO	YDS	LG	NO	YDS	LG	NO	YDS	LG
Darren McFadden	0	0	0	1	81	81	0	0	0
Vickiel Vaughn	0	0	0	0	0	0	2	0	0
Felix Jones	0	0	0	2	37	20	0	0	0



Game Twelve

- INTRO
- THIS IS LSU
- TIGERS
- COACHES
- REVIEW
- HISTORY
- LSU



#13 GEORGIA 34

#3 LSU 14



F

December 3, 2005 • Georgia Dome • Atlanta, Ga. • 73,717

Georgia Too Much For Tigers In 34-14 SEC Title Game Win

Georgia raced out to a 14-0 lead and never looked back in posting a 34-14 win over No. 3 LSU in the SEC Championship Game at the Georgia Dome. D.J. Shockley threw a pair of first quarter TDs and then added a seven-yard run for a score in the second quarter as the Bulldogs built a 21-7 lead at halftime. The Tigers saw any chance of a comeback end in the third quarter when starting quarterback **JaMarcus Russell** was knocked out of the game with a shoulder injury. Backup **Matt Flynn** led LSU on fourth quarter scoring drive to pull the Tigers to within 34-14, but that was as close as they would get. The Tigers limited the Bulldogs to just 250 yards of offense, however, Georgia did most of its damage off of LSU miscues, returning a Flynn interception five-yards for a score and blocking a punt that led to another TD. For the game, the Tigers managed just 230 yards of offense with 156 of those yards coming through the air.

Scoring

Georgia	14	7	3	10	-	34
LSU	0	7	0	7	-	14

UGA	10:19	1Q	Bailey 45 pass from Shockley (Coutu kick)
UGA	6:12	1Q	Bailey 29 pass from Shockley (Coutu kick)
LSU	13:53	2Q	Russell 1 run (David kick)
UGA	8:23	2Q	Shockely 7 run (Coutu kick)
UGA	9:52	3Q	Coutu 22 FG
UGA	14:40	4Q	Coutu 51 FG
UGA	14:18	4Q	Jennings 15 interception return (Coutu kick)
LSU	5:38	4Q	Bowe 19 pass from Flynn (David kick)

Team Stats

	UGA	LSU
FIRST DOWNS	16	18
RUSHING	10	9
PASSING	4	8
PENALTY	2	1
NET YARDS RUSHING	138	74
RUSHING ATTEMPTS	42	36
YARDS GAINED RUSHING	152	142
YARDS LOST RUSHING	14	68
NET YARDS PASSING	112	156
PASSES ATTEMPTED	12	30
PASSES COMPLETED	6	14
HAD INTERCEPTED	0	2
TOTAL NET YARDS	250	230
TOTAL OFFENSIVE PLAYS	54	66
AVERAGE GAIN PER PLAY	4.6	3.5
FUMBLES/LOST	1-0	0-0
PENALTIES/YARDS	2/15	9/78
PUNTS/YARDS	4/183	6/201
AVERAGE PER PUNT	45.8	33.5
PUNT RETURNS/YARDS	2/20	0/0
KICKOFF RETURNS/YARDS	2/43	4/43
INTERCEPTIONS/YARDS	2/15	0/0
POSSESSION TIME	28:49	31:11
THIRD-DOWN CONVERSIONS	5/12	5/12
FOURTH-DOWN CONVERSIONS	0/1	0/2
SACKS BY	5/56	1/6

LSU

RUSHING	ATT	GAIN	LOST	NET	TD	LONG
Shyrone Carey	10	47	4	43	0	14
Skyler Green	2	26	0	26	0	17
Justin Vincent	8	21	6	15	0	7
Joseph Addai	2	7	0	7	0	6
Jacob Hester	2	5	0	5	0	5
Matt Flynn	4	21	20	1	0	14
Chris Jackson	1	0	2	-2	0	0
JaMarcus Russell	7	15	36	-21	1	6

PASSING	ATT	COMP	INT	YDS	TD	LONG	SACKS
JaMarcus Russell	19	11	1	120	0	26	3
Matt Flynn	11	3	1	36	1	19	2

RECEIVING	NO	YDS	TD	LONG
Dwayne Bowe	5	74	1	20
David Jones	2	28	0	26
Shyrone Carey	2	18	0	12
Early Doucet	1	16	0	16
Craig Davis	1	12	0	12
Skyler Green	1	5	0	5
Jacob Hester	1	5	0	5
Justin Vincent	1	-2	0	-2

PUNTING	NO	YDS	AVG	LONG	I20
Chris Jackson	5	201	40.2	48	1
TEAM	1	0	0.0	0	0

FIELD GOALS	ATT	MADE	LONG	KICKS
None				

ALL RETURNS	PUNTS			KICKOFFS			INTERCEPTED		
	NO	YDS	LG	NO	YDS	LG	NO	YDS	LG
Skyler Green	0	0	0	4	43	15	0	0	0

Georgia

RUSHING	ATT	GAIN	LOST	NET	TD	LONG
Thomas Brown	14	69	7	62	0	18
Kregg Lumpkin	13	38	0	38	0	7
Danny Ware	8	28	0	28	0	7
D.J. Shockley	7	17	7	10	1	7

PASSING	ATT	COMP	INT	YDS	TD	LONG	SACKS
D.J. Shockley	12	6	0	112	2	45	1

RECEIVING	NO	YDS	TD	LONG
Sean Bailey	2	74	2	45
Mohamed Massaquoi	2	15	0	8
Leonard Pope	1	17	0	17
Bryan McClendon	1	6	0	6

PUNTING	NO	YDS	AVG	LONG	I20
Gordon Ely-Kelso	4	183	45.8	54	1

FIELD GOALS	ATT	MADE	LONG	KICKS
Brandon Coutu	2	2	51	made 22, 51

ALL RETURNS	PUNTS			KICKOFFS			INTERCEPTED		
	NO	YDS	LG	NO	YDS	LG	NO	YDS	LG
Byran McClendon	1	18	0	0	0	0	0	0	0
Tim Jennings	0	0	0	0	0	0	1	15	15
DeMario Minter	0	0	0	0	0	0	1	0	0
Thomas Flowers	1	2	2	0	0	0	0	0	0
Ramarcus Brown	0	0	0	2	43	26	0	0	0





#9 MIAMI **3**

#10 LSU **40**

F

CBS SPORTS

Dec. 30, 2005 • Atlanta, Ga. (Georgia Dome) • 65,620

Tigers Overwhelm Miami In 40-3 Win At Peach Bowl

Matt Flynn, subbing for an injured **JaMarcus Russell**, threw for 196 yards and a pair of touchdowns in leading 10th-ranked LSU to its most lopsided bowl victory ever in a 40-3 win over ninth-ranked Miami in the Chick-fil-A Peach Bowl. **Joseph Addai**, playing in his final game in an LSU uniform, rushed for 130 yards and a score, as the Tigers dominated the final three quarters of the contest. With the scored tied at 3-3 at the end of the first quarter, the Tiger defense took over as LSU limited the Hurricanes to just two first downs and only 38 yards of offense over the final three quarters of the game. In all, Miami managed only six first downs and 153 yards of offense in the contest as LSU put together its most complete game of the season. With the Tiger defense holding the Hurricane offense at bay, the LSU offense came alive in the second quarter, first with a 51-yard TD pass from Flynn to **Craig Davis**. After a 47-yard field goal by **Chris Jackson** that put LSU up 13-3, the Tigers went on a nine-play drive just before the break, capped with a four-yard pass from Flynn to Addai to stretch the lead to 20-3 at halftime. The game was never in question after that as the Tigers added a pair of touchdowns in the third quarter followed by a pair of field goals in the fourth quarter. For the contest, LSU piled up 468 yards offense, including 272 yards on the ground. Flynn, starting for the first time in his career, earned offensive MVP honors, while **Melvin Oliver** was named the game's defensive MVP after recording five tackles, two tackles for losses and a sack.

Scoring

Miami (Fla.)	3	0	0	0	-	3
LSU	7	14	3	0	-	40

UM	8:45	1Q	Peattie 21 FG
LSU	0:58	1Q	Chris Jackson 37 FG
LSU	11:47	2Q	Davis 51 pass from Flynn (David kick)
LSU	4:57	2Q	Chris Jackson 47 FG
LSU	0:18	2Q	Addai 4 pass from Flynn (David kick)
LSU	11:54	3Q	Addai 6 run (David kick)
LSU	5:27	3Q	Hester 1 run (David kick)
LSU	13:59	4Q	David 35 FG
LSU	8:20	4Q	Chris Jackson 50 FG

Team Stats

	UM	LSU
FIRST DOWNS	6	26
RUSHING	1	18
PASSING	5	7
PENALTY	0	1
NET YARDS RUSHING	53	272
RUSHING ATTEMPTS	23	56
YARDS GAINED RUSHING	90	308
YARDS LOST RUSHING	37	36
NET YARDS PASSING	100	196
PASSES ATTEMPTED	23	22
PASSES COMPLETED	10	13
HAD INTERCEPTED	1	0
TOTAL NET YARDS	153	468
TOTAL OFFENSIVE PLAYS	46	78
AVERAGE GAIN PER PLAY	3.3	6.0
FUMBLES/LOST	0/0	1/0
PENALTIES/YARDS	6/40	8/50
INTERCEPTIONS/YARDS	0/0	1/15
PUNTS/YARDS	8/344	1/41
AVERAGE PER PUNT	43.0	41.0
PUNT RETURNS/YARDS	0/0	4/46
KICKOFF RETURNS/YARDS	3/39	0/0
POSSESSION TIME	20:52	39:08
THIRD-DOWN CONVERSIONS	1/12	9/17
FOURTH-DOWN CONVERSIONS	0/1	1/2
SACKS BY	2/20	4/28

LSU

RUSHING	ATT.	GAIN	LOST	NET	TD	LONG
Joseph Addai	24	138	8	130	1	25
Jacob Hester	13	70	0	70	1	21
Matt Flynn	5	59	20	39	0	23
Skyler Green	5	19	4	15	0	16
Chris Jackson	1	12	0	12	0	12
Justin Vincent	2	6	0	6	0	5
Craig Steltz	1	3	0	3	0	3
Shyrone Carey	2	3	0	3	0	3

PASSING	ATT.	COMP	INT	YDS	TD	LONG	SACKS
Matt Flynn	22	13	0	196	2	51	2

RECEIVING	NO.	YDS.	TD	LONG
Craig Davis	5	99	1	51
Dwayne Bowe	3	51	0	32
David Jones	2	26	0	17
Joseph Addai	2	5	1	4
Jacob Hester	1	15	0	15

PUNTING	NO.	YDS.	AVG.	LONG	I20
Chris Jackson	1	41	41.0	41	0

FIELD GOALS	ATT.	MADE	LONG	KICKS
Chris Jackson	4	3	50	missed 50; made 37,47,50
Colt David	1	1	35	made 35

ALL RETURNS	PUNTS	KICKOFFS	INTERCEPTED						
	NO.	YDS.	LG.	NO.	YDS.	LG.	NO.	YDS.	LG.
Jonathan Zenon	0	0	0	0	0	0	1	15	15
Skyler Green	4	46	23	0	0	0	0	0	0

Miami

RUSHING	ATT.	GAIN	LOST	NET	TD	LONG
Charlie Jones	8	54	4	50	0	42
Devin Hester	7	28	4	24	0	10
Team	1	0	1	-1	0	0
Kyle Wright	7	8	28	-20	0	5

PASSING	ATT.	COMP	INT.	YDS.	TD	LONG	SACKS
Kyle Wright	21	10	0	100	0	24	4
Kirby Freeman	2	0	1	0	0	0	0

RECEIVING	NO.	YDS.	TD	LONG
Quadtrine Hill	4	36	0	12
Devin Hester	2	40	0	24
Sinorice Moss	2	10	0	6
Buck Ortega	1	12	0	12
Lance Leggett	1	2	0	2

PUNTING	NO.	YDS.	AVG.	LONG	I20
Brian Monroe	8	344	43.0	55	1

FIELD GOALS	ATT.	MADE	LONG	KICKS
Jon Peattie	1	1	21	made 21

ALL RETURNS	PUNTS	KICKOFFS	INTERCEPTED						
	NO.	YDS.	LG.	NO.	YDS.	LG.	NO.	YDS.	LG.
Devin Hester	0	0	0	3	39	23	0	0	

