

RECORDS



Rushing Records

Game

YARDS

PLAYER	ATT.	YARDS	AVG.	OPPONENT (DATE)
1. Kevin Faulk	21	246	11.7	Houston (9/7/1996)
2. Charles Alexander	31	237	7.6	Oregon (10/22/1977)
3. Cecil Collins	27	232	8.6	Auburn (9/20/1997)
4. Charles Alexander	43	231	5.4	Wyoming (11/26/1977)
5. Terry Robiskie	30	214	7.1	Rice (10/25/1976)
6. Harvey Williams	28	213	7.6	Kentucky (10/20/1990)
7. Kevin Faulk	28	212	7.6	Kentucky (11/1/1997)
8. Kevin Faulk	30	201	6.7	Alabama (11/7/1998)
9. Charles Alexander	41	199	4.9	Tulane (11/24/1979)
10. Harvey Williams	10	196	19.6	Rice (9/19/1987)

ATTEMPTS

PLAYER	ATT.	YARDS	OPPONENT (YEAR)
1. Charles Alexander	43	231	Wyoming (11/26/1977)
2. Charles Alexander	41	199	Tulane (11/19/1977)
3. Charles Alexander	40	156	Florida (10/7/1977)
4. Dalton Hilliard	36	183	Florida State (11/20/1982)
Kevin Faulk	36	138	Arkansas (11/29/1996)
6. Rondell Mealey	34	233	Notre Dame (11/15/1997)
7. Art Cantrelle	32	95	Auburn (10/24/1970)
Charles Alexander	32	144	Indiana (9/16/1978)
Kevin Faulk	32	177	Mississippi State (10/26/1996)
10. Six players	31		

YARDS PER RUSH

(min. 10 att.)	•19.6	Harvey Williams vs. Rice, 9-19-87 (196 in 10 att.)
(min. 15 att.)	11.7	Kevin Faulk vs. Houston, 9-7-96 (246 in 21 att.)
	9.7	Charles Alexander vs. Rice, 9-24-77 (155 in 16 att.)
(min. 30 att.)	7.6	Charles Alexander vs. Oregon, 10-22-77 (237 in 31 att.)
(min. 40 att.)	5.4	Charles Alexander vs. Wyoming, 11-26-77 (231 in 43 att.)

TOUCHDOWNS

PLAYER	TDS	OPPONENT (DATE)
1. Kevin Faulk	5	at Kentucky (11/1/1997)
2. Charles Alexander	4	vs. Oregon (10/22/1977)
Dalton Hilliard		at Kentucky (10/24/1984)
Harvey Williams		vs. Miami (Ohio) (9/15/1990)
Rondell Mealey		vs. New Mexico State (9/28/1996)
LaBrandon Toefield		vs. Utah State (9/8/2001)
7. several occasions	3	Last: LaBrandon Toefield vs. Arkansas (11/23/2001)

LONGEST RUSHES FOR A TOUCHDOWN

PLAYER (DATE)	YARDS	OPPONENT
1. Sal Nicolo	94	Rice (10/4/1952)
2. Adrian Dodson	88	Tulane (11/30/1940)
3. Jeff Burkett	86	Georgia Navy (11/24/1942)
4. Ripper Rowan	81	Alabama (9/30/1944)
Kevin Faulk	81	Idaho (9/26/1998)
6. Kevin Faulk	80	Houston (9/7/1996)
7. Jimmy Barton	76	SE Louisiana (11/19/1949)
Harvey Williams	76	Ole Miss (11/31/1987)
9. Jimmy Taylor	75	Arkansas (11/24/1956)
10. LaBrandon Toefield	74	Tennessee (9/30/2000)

• -Denotes SEC Record



Kevin Faulk runs three of the top 10 rushing games and seasons in LSU history. He also is the SEC record holder for all-purpose yards.

Season

YARDS

PLAYER	GAMES	ATT.	YARDS	AVG.	TDS	LONG
1. Charles Alexander (1977)	11	311	1,686	5.4	17	43
2. Kevin Faulk (1996)	11	248	1,282	5.2	13	80
3. Kevin Faulk (1998)	11	229	1,279	5.6	12	81
4. Dalton Hilliard (1984)	11	254	1,268	5.0	13	66
5. Charles Alexander (1978)	11	281	1,172	4.2	14	64
6. Kevin Faulk (1997)	9	205	1,144	5.6	15	53
7. Dalton Hilliard (1985)	11	258	1,134	4.4	14	33
8. Terry Robiskie (1976)	11	224	1,117	5.0	12	40
9. Harvey Williams (1988)	11	154	1,001	6.5	11	76
10. LaBrandon Toefield (2001)	12	230	992	4.3	19	70

ATTEMPTS

PLAYER	ATT.	YARDS
1. Charles Alexander (1977)	311	1,686
2. Charles Alexander (1978)	281	1,172
3. Dalton Hilliard (1985)	258	1,134
4. Dalton Hilliard (1984)	254	1,268
5. Kevin Faulk (1996)	248	1,282
6. Art Cantrelle (1970)	247	892
7. LaBrandon Toefield (2001)	230	992
8. Kevin Faulk (1998)	229	1,279
9. Terry Robiskie (1976)	224	1,117
10. Terry Robiskie (1975)	214	765

YARDS PER RUSH (MIN. 200 ATT.)

1. 5.585	Kevin Faulk, 1998 (1,279 in 229 att.)
2. 5.580	Kevin Faulk, 1997 (1,144 in 205 att.)
3. 5.4	Charles Alexander, 1977 (1,686 in 311 att.)

RUSHES PER GAME

1. 28.3	Charles Alexander, 1977 (311 in 11 games)
2. 25.5	Charles Alexander, 1978 (281 in 11 games)
3. 23.1	Dalton Hilliard, 1985 (258 in 11 games)

YARDS PER GAME

1. 153.3	Charles Alexander, 1977 (1,686 in 11 games)
2. 116.5	Kevin Faulk, 1996 (1,282 in 11 games)
3. 116.3	Kevin Faulk, 1998 (1,279 in 11 games)
4. 115.3	Dalton Hilliard, 1984 (1,268 in 11 games)

TOUCHDOWNS

PLAYER	TDS
1. LaBrandon Toefield (2001)	19
2. Charles Alexander (1977)	17
3. Kevin Faulk (1997)	15
4. Dalton Hilliard (1985)	14
Charles Alexander (1978)	14
6. Kevin Faulk (1996)	13
Dalton Hilliard (1984)	13
Steve Van Buren (1943)	13
9. Kevin Faulk (1998)	12
Jimmy Taylor (1957)	12
Terry Robiskie (1976)	12

100-YARD GAMES

NO. PLAYER	GAMES
1 Kevin Faulk (1996)	7
Charles Alexander (1977)	7
Steve Van Buren (1943)	7
4 Kevin Faulk (1997)	6
Dalton Hilliard (1984)	6
Charles Alexander (1978)	6
7 Kevin Faulk (1998)	5
Dalton Hilliard (1985)	5
Dalton Hilliard (1982)	5
10 LaBrandon Toefield (2001)	4
Kevin Faulk (1995)	4
Jermaine Sharp (1994)	4
Harvey Williams (1990)	4
Dalton Hilliard (1983)	4
Terry Robiskie (1976)	4

Career

YARDS

PLAYER	ATT.	YARDS	AVG.	TDS
1. Kevin Faulk (1995-98)	856	4,557	5.3	46
2. Dalton Hilliard (1982-85)	882	4,050	4.6	44
3. Charles Alexander (1975-78)	855	4,035	4.7	42
4. Harvey Williams (1986-90)	588	2,860	4.9	27
5. Terry Robiskie (1973-76)	578	2,517	4.4	29
6. LaBrandon Toefield (2000-02)	511	2,291	4.5	26
7. Garry James (1982-85)	491	2,217	4.5	27
8. Rondell Mealey (1996-99)	453	2,238	4.9	29
9. Brad Davis (1972-74)	456	2,165	4.8	15
10. Domanick Davis (1999-2002)	455	2,056	4.5	20

ATTEMPTS

PLAYER	ATT.	YARDS
1. Dalton Hilliard (1982-85)	882	4,050
2. Kevin Faulk (1995-98)	856	4,557
3. Charles Alexander (1975-78)	855	4,035
4. Harvey Williams (1986-90)	588	2,904
5. Terry Robiskie (1973-76)	578	2,517
6. LaBrandon Toefield (2000-02)	511	2,291
7. Garry James (1982-85)	491	2,217
8. Brad Davis (1972-74)	456	2,165
9. Domanick Davis (1999-2002)	455	2,056
10. Rondell Mealey (1996-99)	453	2,238

YARDS PER RUSH (MIN. 400 ATT.)

1. 5.32 Kevin Faulk, 1995-98 (4,557 in 856 att.)
2. 4.94 Rondell Mealey, 1996-99 (2,238 in 453 att.)
3. 4.86 Harvey Williams, 1986-90 (2,860 in 588 att.)
4. 4.72 Charles Alexander, 1975-78 (4,035 in 855 att.)



LaBrandon Toefield tied an SEC record with 19 rushing TDs in 2001.

RUSHES PER GAME

1. 20.9 Kevin Faulk, 1995-98 (856 in 41 games)
2. 20.0 Dalton Hilliard, 1982-85 (882 in 44 games)
3. 19.4 Charles Alexander, 1975-78 (855 in 44 games)
4. 16.54 Art Cantrelle, 1969-71 (397 in 24 games)
5. 16.48 LaBrandon Toefield, 2000-02 (511 in 31 games)

YARDS PER GAME

1. 111.2 Kevin Faulk, 1995-98 (4,557 in 41 games)
2. 92.0 Dalton Hilliard, 1982-85 (4,050 in 44 games)
3. 91.7 Charles Alexander, 1975-78 (4,035 in 44 games)
4. 73.9 LaBrandon Toefield, 2000-01 (2,291 in 31 games)
5. 72.6 Harvey Williams, 1986-90 (2,904 in 40 games)
6. 68.5 Art Cantrelle, 1969-71 (1,644 in 24 games)

TOUCHDOWNS

PLAYER	TDS
1. Kevin Faulk (1995-98)	46
2. Dalton Hilliard (1982-85)	44
3. Charles Alexander (1975-78)	40
4. Terry Robiskie (1973-76)	31
5. Rondell Mealey (1996-99)	29
6. Harvey Williams (1986-90)	27
Garry James (1982-85)	27
8. LaBrandon Toefield (2000-02)	26
9. Billy Cannon (1957-59)	24
10. Herb Tyler (1995-98)	23

100-YARD GAMES

NO. PLAYER	GAMES
1 Kevin Faulk (1995-98)	22
2 Dalton Hilliard (1982-85)	20
3 Charles Alexander (1975-78)	16
4 Harvey Williams (1986-90)	8
5 Rondell Mealey (1996-99)	7
Steve Van Buren (1941-43)	7
LaBrandon Toefield (2000-02)	7
8 Domanick Davis (1999-2002)	5
Terry Robiskie (1973-76)	5
Don Schwab (1963-65)	5

Passing Records

Game

YARDS

PLAYER	YARDS	ATT.	COMP.	TDS	OPPONENT (DATE)
1. Rohan Davey	528	44	35	2	Alabama (11/3/2001)
2. Tommy Hodson	438	49	31	4	Tennessee (10/28/1989)
3. Jesse Daigle	394	44	25	3	Miss.St.(11/16/1991)
4. Rohan Davey	383	38	27	2	Kentucky (10/13/2001)
5. Tommy Hodson	381	30	18	3	Ole Miss (11/4/1989)
6. Jeff Wickersham	368	51	33	0	Miss.St.(11/12/1983)
7. Rohan Davey	359	33	19	3	Arkansas (11/23/2001)
8. Rohan Davey	356	43	21	2	Tennessee (9/29/2001)
Jamie Howard	356	23	15	4	Rice (9/23/1995)
10. Jeff Wickersham	344	37	22	3	Alabama (11/5/1983)

COMPLETIONS

PLAYER	COMP.	ATT.	TDS	YARDS	OPPONENT (DATE)
1. Rohan Davey	35	44	2	528	Alabama (11/3/2001)
2. Jeff Wickersham	33	51	0	368	Miss.St.(11/12/1983)
3. Jeff Wickersham	31	42	0	294	Notre Dame (11/23/1985)
Tommy Hodson	31	49	4	438	Tennessee (10/28/1989)
5. Jeff Wickersham	29	42	2	271	Florida (9/8/1984)
Josh Booty	29	58	1	285	Auburn (9/18/1999)
7. Chad Loup	28	43	1	339	Arkansas (11/27/1993)
8. Rohan Davey	27	38	2	383	Kentucky (10/13/2001)
9. Rohan Davey	26	37	2	318	Midd. Tenn.(11/10/2001)
10. Alan Risher	25	34	2	308	Miss.St.11/13/1982)
Jesse Daigle	25	44	3	394	Miss.St.11/16/1991)

ATTEMPTS

PLAYER	ATT.	COMP.	YARDS	TDS	OPPONENT (DATE)
1. Josh Booty	58	29	285	1	Auburn (9/18/1999)
2. Jeff Wickersham	51	33	368	0	Miss.St.(11/12/1983)
3. Tommy Hodson	49	31	438	4	Tennessee (10/28/1989)
4. Tommy Hodson	45	25	267	1	Ohio St.(9/26/1987)
Jamie Howard	45	17	215	1	Florida (10/7/1995)
Josh Booty	45	19	280	1	Georgia (10/2/1999)
Marcus Randall	45	19	193	1	Texas (11/2003)
8. Rohan Davey	44	35	528	2	Alabama (11/3/2001)
Jesse Daigle	44	25	394	3	Miss.St.(11/16/1991)
10. Rohan Davey	43	21	356	2	Tennessee (9/29/2001)
Jamie Howard	43	23	314	2	So.Miss (11/12/1994)
Chad Loup	43	28	339	1	Arkansas (11/27/1993)

COMPLETION PERCENTAGE


(min.5 att.)	1.000	Rohan Davey vs. Western Carolina,9-2-01 (11 of 11)
	1.000	Fred Haynes vs.Baylor, 10-5-68 (9 of 9)
(min.10 att.)	1.000	Rohan Davey vs. Western Carolina,9-2-01 (11 of 11)
	.917	Nelson Stokley vs.Miss.State,11-18-67 (11 of 12)
	.900	Herb Tyler vs.Akron,9-27-97 (9 of 10)
(min.20 att.)	.808	Alan Risher at Ole Miss,10-31-81 (21 of 26)

MOST CONSECUTIVE COMPLETIONS

- 14 Chad Loup vs.Arkansas, 11-27-93 (first 14 attempts)
- 12 Alan Risher vs.Rice,9-26-81
 Jeff Wickersham at Tulane,11-30-85
 Tommy Hodson at Tennessee,9-17-88
- 11 Rohan Davey vs. W. Carolina,9-2-00 (only 11 attempts)

CONSECUTIVE PASSES WITHOUT AN INTERCEPTION

- 49 Tommy Hodson vs. Tennessee (10/28/89)
 - 44 Jesse Daigle vs.Mississippi State (11/16/91)
 - 43 Rohan Davey vs. Tennessee (9/29/01)
 - 40 Tommy Hodson at Ohio State (9/24/88)
 - 39 Tommy Hodson at Ole Miss (11/1/86)
- 39 Marcus Randall vs. Texas (11/03)**



Tommy Hodson holds the LSU record with 9,115 passing yards.

TOUCHDOWNS

PLAYER	TDS	OPPONENT (DATE)
1. Steve Ensminger	4	Rice (9/24/1977)
Tommy Hodson	4	Ohio (9/30/1989)
Tommy Hodson	4	Tennessee (10/28/1989)
Jamie Howard	4	Rice (9/23/1995)
Herb Tyler	4	Akron (9/27/1997)
Rohan Davey	4	Tennessee (9/30/2000)
Josh Booty	4	Alabama (11/4/2000)
7. 31 times	3	
Last: Marcus Randall		Kentucky (11/9/2001)

LONGEST PASS (* DENOTES TOUCHDOWN)

PLAY	YARDS	OPPONENT (DATE)
1. Steve Ensminger to Carlos Carson	81	Georgia (10/14/1978)*
2. Jamie Howard to Brett Bech	82	Ole Miss (10/29/1994)
3. Y.A. Tittle to Dan Sandifer	80	Georgia Tech (10/19/1946)*
Norm Stevens to Al Doggett	80	Kentucky (1/11/1952)*
Jeff Wickersham to Eric Martin	80	Alabama (11/5/1983)*
Tommy Hodson to Sammy Martin	80	Rice (9/19/1987)*
Josh Booty to Reggie Robinson	80	W. Carolina (9/2/2000)*
8. Chad Loup to Todd Kinchen	79	Texas A&M (9/29/1990)*
9. Alan Risher to Orlando McDaniel	76	Florida State (10/24/1981)*
Jamie Howard to Brett Bech	76	Auburn (9/17/1994)*

Season

YARDS

PLAYER	YARDS	ATT.	COMP.	PCT.	TDS	GAMES
1. Rohan Davey (2001)	3,347	367	217	59.1	18	12
2. Tommy Hodson (1989)	2,655	317	183	57.7	22	11
3. Jeff Wickersham (1983)	2,542	337	193	57.3	7	11
4. Tommy Hodson (1986)	2,261	288	175	60.8	19	11
5. Jeff Wickersham (1984)	2,165	312	178	57.1	12	11
6. Jeff Wickersham (1985)	2,145	346	209	60.4	5	11
7. Tommy Hodson (1987)	2,125	265	162	61.1	15	11
8. Josh Booty (2000)	2,121	290	145	50.0	17	10
9. Tommy Hodson (1988)	2,074	293	154	52.6	13	11
10. Herb Tyler (1998)	2,018	250	153	61.2	18	10

COMPLETIONS

PLAYER	COMP.	ATT.	PCT.	TDS	YARDS	GAMES
1. Rohan Davey (2001)	217	367	59.1	18	3,347	12
2. Jeff Wickersham (1985)	209	346	60.4	5	2,145	11
3. Jeff Wickersham (1983)	193	337	57.3	7	2,542	11
4. Tommy Hodson (1989)	183	317	57.7	22	2,655	11
5. Jeff Wickersham (1984)	178	312	57.1	12	2,165	11
6. Tommy Hodson (1986)	175	288	60.8	19	2,261	11
7. Tommy Hodson (1987)	162	265	61.1	15	2,125	11
Josh Booty (1999)	162	333	48.6	7	1,830	10
9. Tommy Hodson (1988)	154	293	52.6	13	2,074	11
10. Herb Tyler (1998)	153	250	61.2	18	2,018	10

ATTEMPTS

PLAYER	ATT.	COMP.	PCT.	TDS	YARDS	GAMES
1. Rohan Davey (2001)	367	217	59.1	18	3,347	12
2. Jeff Wickersham (1985)	346	209	60.4	5	2,145	11
3. Jeff Wickersham (1983)	337	193	57.3	7	2,542	11
4. Josh Booty (1999)	333	162	48.6	7	1,830	10
5. Tommy Hodson (1989)	317	183	57.7	22	2,655	11
6. Jeff Wickersham (1984)	312	178	57.1	12	2,165	11
7. Tommy Hodson (1988)	293	154	52.6	13	2,074	11
8. Josh Booty (2000)	290	145	50.0	17	2,121	10
9. Tommy Hodson (1986)	288	175	60.8	19	2,261	11
10. Jamie Howard (1994)	274	140	51.1	13	1,997	11

COMPLETION PERCENTAGE (MIN. 50 ATT.)

PLAYER	PCT.	ATT.	COMP.	TDS	YARDS	GAMES
1. Herb Tyler (1995)	65.2	69	45	5	589	4
2. Rohan Davey (2000)	64.4	59	38	7	577	4
3. Nelson Stokley (1965)	64.0	50	32	3	468	10
4. Alan Risher (1982)	63.7	234	149	17	1,834	11
5. Alan Risher (1981)	63.0	238	150	5	1,780	11
6. Herb Tyler (1998)	61.2	250	153	18	2,018	10
7. Tommy Hodson (1987)	61.1	265	162	15	2,125	11
8. Tommy Hodson (1986)	60.8	288	175	19	2,261	11
Herb Tyler (1997)	60.8	209	127	10	1,581	11
10. Jeff Wickersham (1985)	60.4	346	209	5	2,145	11

CONSECUTIVE PASSES WITHOUT AN INTERCEPTION

1. 137	Alan Risher, 1982
2. 113	Marcus Randall, 2003
3. 100	Rohan Davey, 2001

TOUCHDOWNS

PLAYER	TDS	ATT.	COMP.	PCT.	YARDS	GAMES
1. Tommy Hodson (1989)	22	317	183	57.7	2,655	11
2. Tommy Hodson (1986)	19	288	175	60.8	2,261	11
3. Rohan Davey	18	367	217	59.1	3,347	12
Herb Tyler (1998)	18	250	153	61.2	2,018	10
5. Alan Risher (1982)	17	234	149	63.7	1,834	11
Josh Booty (2000)	17	290	145	50.0	2,121	10
7. Tommy Hodson (1987)	15	265	162	61.1	2,125	11
8. Bert Jones (1972)	14	199	103	51.8	1,446	11
9. Y.A. Tittle (1946)	13	95	45	47.4	780	10
Tommy Hodson (1988)	13	293	154	52.6	2,074	11
Jamie Howard (1994)	13	274	140	51.1	1,997	11

Career

PLAYER	YARDS	COMP.	ATT.	PCT.	TDS
1. Tommy Hodson (1986-89)	9,115	674	1,163	58.0	69
2. Jeff Wickersham (1982-85)	6,921	587	1,005	58.4	25
3. Jamie Howard (1992-95)	6,158	459	934	49.1	34
4. Herb Tyler (1995-98)	5,876	434	715	60.7	40
5. Alan Risher (1980-82)	4,585	381	615	62.0	31
6. Rohan Davey (1998-2001)	4,415	478	286	59.8	29
7. Josh Booty (1999-2000)	3,951	307	623	49.3	24

8. Bert Jones (1970-72)	3,225	220	418	52.6	28
9. Chad Loup (1990-93)	3,167	267	468	57.1	15
10. Steve Ensminger (1976-79)	2,770	196	434	45.2	16

COMPLETIONS

PLAYER	COMP.	ATT.	PCT.	TDS	YARDS
1. Tommy Hodson (1986-89)	674	1,163	58.0	69	9,115
2. Jeff Wickersham (1982-85)	587	1,005	58.4	25	6,921
3. Jamie Howard (1992-95)	459	934	49.1	34	6,158
4. Herb Tyler (1995-98)	434	715	60.7	40	5,876
5. Alan Risher (1980-82)	381	615	62.0	31	4,585
6. Josh Booty (1999-2000)	307	623	49.3	24	3,951
7. Rohan Davey (1998-2001)	286	478	59.8	29	4,415
8. Chad Loup (1990-93)	267	468	57.1	15	3,167
9. Bert Jones (1970-72)	220	418	52.6	28	3,225
10. Steve Ensminger (1976-79)	196	434	45.2	16	2,770

ATTEMPTS

PLAYER	ATT.	COMP.	PCT.	TDS	YARDS
1. Tommy Hodson (1986-89)	1,163	674	58.0	69	9,115
2. Jeff Wickersham (1982-85)	1,005	587	58.4	25	6,921
3. Jamie Howard (1992-95)	934	459	49.1	34	6,158
4. Herb Tyler (1995-98)	715	434	60.7	40	5,876
5. Josh Booty (1999-2000)	623	307	49.3	24	3,951
6. Alan Risher (1980-82)	615	381	62.0	31	4,585
7. Rohan Davey (1998-2001)	478	286	59.8	29	4,415
8. Chad Loup (1990-93)	468	267	57.1	15	3,167
9. Steve Ensminger (1976-79)	434	196	45.2	16	2,770
10. Bert Jones (1970-72)	418	220	52.6	28	3,225
10. Y.A. Tittle (1944-47)	330	171	54.1	23	2,525

COMPLETION PERCENTAGE (MIN. 400 ATT.)

PLAYER	PCT.	ATT.	COMP.	TDS	YARDS
1. Alan Risher (1980-82)	62.0	615	381	31	4,585
2. Herb Tyler (1995-98)	60.7	715	434	40	5,876
3. Rohan Davey (1998-2001)	59.8	478	286	29	4,415
4. Jeff Wickersham (1982-85)	58.4	1,005	587	25	6,921
5. Tommy Hodson (1986-89)	58.0	1,163	674	69	9,115
6. Chad Loup (1990-93)	57.1	468	267	15	3,167
7. Bert Jones (1970-72)	52.6	418	220	28	3,225
8. Josh Booty (1999-2000)	49.3	623	307	24	3,951
9. Jamie Howard (1992-95)	49.1	934	459	34	6,158
10. Steve Ensminger (1976-79)	45.2	434	196	16	2,770

CONSECUTIVE PASSES WITHOUT AN INTERCEPTION

1. 137	Alan Risher, 1982
2. 125	Rohan Davey, 2000-2001
3. 113	Marcus Randall, 2002
4. 105	Tommy Hodson, 1987-88

TOUCHDOWNS

PLAYER	TDS	ATT.	COMP.	PCT.	YARDS
1. Tommy Hodson (1986-89)	69	1,163	674	58.0	9,115
2. Herb Tyler (1995-98)	40	715	434	60.7	5,876
3. Jamie Howard (1992-95)	34	934	459	49.1	6,158
4. Alan Risher (1980-82)	31	615	381	62.0	4,585
5. Rohan Davey (1998-2001)	29	478	286	59.8	4,415
6. Bert Jones (1970-72)	28	418	220	52.6	3,225
7. Jeff Wickersham (1982-85)	25	1,005	587	58.4	6,921
8. Josh Booty (1999-2000)	24	623	307	49.3	3,951
9. Y.A. Tittle (1944-47)	23	330	171	54.1	2,525
10. Steve Ensminger (1976-79)	16	434	196	45.2	2,770

Passing/Total Offense Records

Game

PLAYS

- 61 Josh Booty vs. Auburn, 9-18-99 (3 rush, 58 pass)
- 56 Marcus Randall vs. Texas, 1-1-03 (11 rush, 45 pass)**
- 55 Tommy Hodson vs. Tennessee, 10-28-89 (6 rush, 49 pass)
- 53 Jeff Wickersham vs. Miss. State, 11-12-83 (2 rush, 51 pass)
53 Herb Tyler at Ole Miss, 10-31-98 (14 rush, 39 pass)
- 51 Jesse Daigle vs. Miss. State, 11-16-91 (7 rush, 44 pass)
51 Chad Loup vs. Arkansas, 11-27-93 (8 rush, 43 pass)
- 50 Chad Loup at Florida, 10-6-90 (8 rush, 42 pass)
Jamie Howard vs. So. Miss., 11-12-94 (7 rush, 43 pass)

YARDS PLAYER	RUSHING		PASSING		TOTAL	
	YARDS	YARDS	YARDS	PLAYS	OPPONENT (YEAR)	
1. Rohan Davey	12	528	540	47	Alabama (11/3/2001)	
2. Tommy Hodson	-5	438	433	55	Tennessee (10/28/1989)	
3. Jesse Daigle	6	394	400	51	Miss. State (11/16/1991)	
4. Tommy Hodson	-1	381	380	37	Ole Miss (11/4/1989)	
5. Jeff Wickersham	-2	368	366	53	Miss. State (11/12/1983)	
6. Rohan Davey	-21	383	362	42	Kentucky (10/13/2001)	
7. Jamie Howard	0	356	356	23	Rice (9/23/1995)	
8. Rohan Davey	-6	359	353	35	Arkansas (11/23/2001)	
9. Jamie Howard	8	339	347	41	Florida (10/10/1992)	
10. Rohan Davey	-12	356	344	48	Tennessee (9/29/2001)	

YARDS GAINED PER PLAY (MIN. 20 PLAYS)

- 15.4 Jamie Howard vs. Rice, 9-23-95 (356 yards on 23 plays)
- 11.4 Rohan Davey vs. Alabama, 11-3-01 (540 yards on 47 plays)
- 11.7 Kevin Faulk vs. Houston, 9-7-96 (246 yards on 21 plays)
- 10.9 Bert Jones vs. Auburn, 10-14-72 (240 yards on 22 plays)

• - SEC Record

Season

PLAYS

- 414 Jeff Wickersham, 1985 (68 rush, 346 pass)
- 405 Rohan Davey, 2001 (38 rush, 367 pass)
- 395 Jeff Wickersham, 1983 (58 rush, 337 pass)
- 373 Tommy Hodson, 1989 (56 rush, 317 pass)
- 360 Josh Booty, 1999 (27 rush, 333 pass)
- 355 Alan Risher, 1981 (117 rush, 238 pass)


YARDS PLAYER (YEAR)	--RUSHING--		--PASSING--		TOTAL YARDS
	ATT.	YARDS	ATT.	YARDS	
1. Rohan Davey (2001)	38	4	367	3,347	3,351
2. Tommy Hodson (1989)	56	-51	317	2,655	2,604
3. Jeff Wickersham (1983)	58	-106	337	2,542	2,436
4. Tommy Hodson (1986)	33	-42	288	2,261	2,219
5. Herb Tyler (1998)	85	182	250	2,018	2,200
6. Josh Booty (2000)	26	0	290	2,121	2,121
7. Tommy Hodson (1987)	22	-22	265	2,125	2,103
8. Jeff Wickersham (1985)	68	-61	346	2,145	2,064
9. Jeff Wickersham (1984)	41	-84	312	2,165	2,061
10. Alan Risher (1982)	105	202	234	1,834	2,036

YARDS PER GAME

- 279.2 Rohan Davey, 2001 (3,351 in 12 games)
- 236.7 Tommy Hodson, 1989 (2,604 in 11 games)
- 221.5 Jeff Wickersham, 1983 (2,436 in 11 games)
- 220.0 Herb Tyler, 1998 (2,200 in 10 games)
- 212.2 Josh Booty, 2000 (2,121 in 10 games)
- 201.8 Tommy Hodson, 1986 (2,219 in 11 games)
- 200.0 Jamie Howard, 1995 (1,400 in 7 games)

YARDS GAINED PER PLAY (MIN. 300 YARDS)

- 8.3 Rohan Davey, 2001 (3,351 yards on 405 plays)
- 7.0 Tommy Hodson, 1989 (2,604 yards on 373 plays)



Rohan Davey tied an SEC record with 540 total yards against Alabama in 2001.

Career

PLAYS

- 1,307 Tommy Hodson, 1986-89 (144 rush, 1,163 pass)
- 1,181 Jeff Wickersham, 1982-85 (176 rush, 1,005 pass)
- 1,063 Jamie Howard, 1992-95 (129 rush, 934 pass)
- 1,006 Herb Tyler, 1995-98 (291 rush, 715 pass)
- 992 Alan Risher, 1980-82 (377 rush, 615 pass)

YARDS PLAYER, POSITION (YEARS)	--RUSHING--		--PASSING--		TOTAL PLAYS	TOTAL YARDS
	ATT.	YARDS	ATT.	YARDS		
1. Tommy Hodson, QB (1986-89)	144	-177	1,163	9,115	1,307	8,938
2. Jeff Wickersham, QB (1982-85)	176	-216	1,005	6,921	1,185	6,705
3. Herb Tyler, QB (1995-98)	291	778	715	5,876	1,006	6,654
4. Jamie Howard, QB (1992-95)	129	-598	934	6,158	1,063	5,560
5. Alan Risher, QB (1980-82)	377	542	615	4,585	992	5,127
6. Rohan Davey, QB (1998-2001)	66	77	478	4,415	544	4,492
7. Charles Alexander, TB (1975-78)	855	4,035	2	17	857	4,052
8. Dalton Hilliard, RB (1982-85)	882	4,040	0	0	871	4,050
9. Josh Booty, QB (1999-2000)	53	-83	623	3,951	676	3,868
10. Chad Loup, QB (1990-93)	126	152	468	3,167	594	3,319

YARDS PER GAME

- 203.1 Tommy Hodson, 1986-89 (8,938 in 44 games)
- 184.8 Herb Tyler, 1995-98 (6,654 in 36 games)
- 197.5 Josh Booty, 1999-2000 (3,951 in 20 games)
- 179.7 Rohan Davey, 1998-2001 (4,492 in 25 games)
- 176.4 Jeff Wickersham, 1982-85 (6,705 in 38 games)
- 155.4 Alan Risher, 1980-82 (5,127 in 33 games)
- 154.4 Jamie Howard, 1992-95 (5,560 in 36 games)
- 121.5 Nelson Stokley, 1965-67 (2,308 in 19 games)

YARDS GAINED PER PLAY (MIN. 900 PLAYS)

- 6.8 Tommy Hodson, 1986-89 (8,938 yards on 1,307 plays)
- 6.6 Herb Tyler, 1995-98 (6,654 on 1,006 plays)
- 5.7 Jeff Wickersham, 1982-85 (6,705 yards on 1,181 plays)

Game

RECEPTIONS

PLAYER	REC.	YDS	TDS	OPPONENT (DATE)
1. Josh Reed	•19	293	2	Alabama (11/3/2001)
Wendell Davis	14	208	1	Ole Miss (11/1/1986)
2. Jerel Myers	13	153	0	Auburn (9/18/1999)
3. Tommy Morel	11	152	3	Mississippi St.(11/18/1967)
Charles Alexander	11	94	1	Kentucky (10/21/1978)
Wendell Davis	11	123	0	Georgia (10/10/1987)
6. Tommy Morel	10	103	1	Tulane (11/23/1968)
Andy Hamilton	10	165	1	Baylor (10/3/1970)
Alvin Lee	10	128	2	Tennessee (9/17/1988)
Larry Foster	10	111	1	Auburn (9/19/1998)
Abram Booty	10	116	0	Arkansas (11/28/1997)
Josh Reed	10	113	1	Mississippi St.(10/21/2000)
Reggie Robinson	10	103	0	Mississippi St.(10/21/2000)
Josh Reed	10	146	2	Mississippi St.(11/20/2001)
Josh Reed	10	186	1	Auburn (12/1/2001)

YARDS

PLAYER	YARDS	REC	AVG.	TDS	OPPONENT (DATE)
1. Josh Reed	•293	19	15.4	1	Alabama (11/3/2001)
2. Todd Kinchen	248	9	27.6	1	Miss.St.(11/16/1991)
3. Eric Martin	209	8	26.1	2	Alabama (11/5/1983)
4. Wendell Davis	208	14	14.9	1	Ole Miss (11/1/1986)
5. Carlos Carson	201	5	40.2	5	Rice (9/24/1977)
Sheddrick Wilson	201	9	22.3	3	Rice (9/23/1995)
7. Eddie Kennison	195	6	32.5	1	Utah St.(10/2/1993)
8. Josh Reed	186	10	18.6	1	Auburn (12/1/2001)
9. Wendell Davis	184	9	20.4	2	N.Carolina (10/25/1986)
10. Josh Reed	183	7	26.1	2	Arkansas (11/23/2001)

YARDS PER RECEPTION (MIN. 5 CATCHES)

- 40.2 Devery Henderson at Kentucky, 11-9-02 (5 for 201)
- 40.2 Carlos Carson vs.Rice,9-24-77 (5 for 201)
- 32.5 Eddie Kennison vs.Utah State,10-2-93 (6 for 195)
- 27.6 Todd Kinchen vs.Miss.State,11-16-91 (9 for 248)
- 27.4 Josh Reed vs. Western Carolina,9-2-00 (5 for 137)
- 27.4 Larry Foster vs.Kentucky, 10-17-98 (5 for 137)

TOUCHDOWNS

PLAYER	TDS	REC.	YARDS	OPPONENT (DATE)
1. Carlos Carson	^ 5	5	201	Rice (9/24/1977)
2. Tony Moss	4	7	123	Ohio University (9/30/1989)
3. Devery Henderson	3	5	201	Kentucky (11/9/2002)
Josh Reed	3	7	146	Tennessee (9/30/2000)
Tommy Morel	3	11	152	Mississippi St.(11/18/1967)
Andy Hamilton	3	7	153	Notre Dame (11/20/1971)
Gerald Keigley	3	5	103	Auburn (10/14/1972)
Wendell Davis	3	3	83	Tulane (11/29/1986)
Wendell Davis	3	6	133	Ole Miss (10/31/1987)
Wendell Davis	3	9	132	South Carolina (12/31/1987)
Sheddrick Wilson	3	9	201	Rice (9/23/1995)



Wendell Davis

Season

RECEPTIONS

PLAYER	REC.	YARDS	AVG.	TDS	LONG
1. Josh Reed (2001)	94	1,740	18.5	7	49
2. Wendell Davis (1986)	80	1,244	15.6	11	49
3. Wendell Davis (1987)	72	993	13.8	7	45
4. Josh Reed (2000)	65	1,127	17.3	10	75
5. Jerel Myers (1999)	64	854	13.3	2	58
6. Sheddrick Wilson (1995)	60	845	14.1	6	52
7. Tony Moss (1989)	59	934	15.8	9	55
8. Michael Clayton (2002)	57	749	13.1	5	48
9. Larry Foster (1998)	56	722	12.9	4	50
10. Tony Moss (1988)	55	957	17.4	6	48

YARDS

PLAYER	REC.	YARDS	AVG.	TDS	LONG
1. Josh Reed (2001)	94	•1,740	18.5	7	49
2. Wendell Davis (1986)	80	1,244	15.6	11	49
3. Josh Reed (2000)	65	1,127	17.3	10	75
4. Eric Martin (1983)	52	1,064	20.5	5	80
5. Wendell Davis (1987)	72	993	13.8	7	45
6. Tony Moss (1988)	55	957	17.4	6	48
7. Tony Moss (1989)	59	934	15.8	9	55
8. Andy Hamilton (1970)	39	870	22.3	6	73
9. Todd Kinchen (1991)	53	855	16.1	5	75
10. Andy Hamilton (1971)	45	854	18.9	9	55
Jerel Myers (1999)	64	854	13.3	2	58

YARDS PER RECEPTION

(min.25 catches)	22.3	Andy Hamilton,1970 (39 for 870)
(min.50 catches)	•20.5	Eric Martin,1983 (52 for 1,064)
	18.5	Josh Reed,2001 (94 for 1,740)
	17.3	Josh Reed,2000 (65 for 1,127)
	16.1	Todd Kinchen,1991 (53 for 855)
	15.8	Tony Moss,1989 (59 for 934)
(min.75 catches)	•18.5	Josh Reed,2001 (94 for 1,740)
	15.6	Wendell Davis,1986 (80 for 1,244)

YARDS PER GAME

- 145.0 Josh Reed,2001 (1,740 in 12 games)
- 113.1 Wendell Davis,1986 (1,244 in 11 games)
- 102.5 Josh Reed,2000 (1,127 in 11 games)
- 97.0 Eric Martin,1983 (1,064 in 11 games)

TOUCHDOWNS

PLAYER	TDS	REC.	YARDS
1. Wendell Davis (1986)	11	80	1,244
2. Josh Reed (2000)	10	65	1,127
Carlos Carson (1977)	10	23	552
4. Andy Hamilton (1971)	9	45	854
Tony Moss (1989)	9	59	934
Eddie Fuller (1989)	9	38	477
7. Devery Henderson (2002)	8	23	447
8. Ken Kavanaugh, Sr.(1939)	7	30	470
Gerald Keigley (1972)	7	27	433
Eric Martin (1982)	7	45	817
Wendell Davis (1987)	7	72	993
Josh Reed (2001)	7	94	1,740

100-YARD GAMES

NO. NAME	GAMES
1. Josh Reed (2001)	11
2. Josh Reed (2000)	6
Wendell Davis (1987)	6
Wendell Davis (1986)	6
5. Tony Moss (1988)	5
Andy Hamilton (1971)	5
7. Todd Kinchen (1990)	4
Tony Moss (1989)	4
Eric Martin (1983)	4
Eric Martin (1982)	4
Andy Hamilton (1970)	4
Tommy Morel (1968)	4

• -SEC Record
^ - NCAARecord

Receiving Records



Andy Hamilton scored this 62-yard TD on the first play of LSU's 21-20 win over Auburn in 1969.

Career

RECEPTIONS

PLAYER	REC.	YARDS	AVG.	TDS
1. Wendell Davis (1984-87)	183	2,708	14.8	19
2. Josh Reed (1999-2001)	167	3,001	17.9	17
3. Eric Martin (1981-84)	152	2,625	17.3	14
4. Jerel Myers (1999-2002)	149	1,843	12.4	6
5. Tony Moss (1986-89)	132	2,196	16.6	16
6. Larry Foster (1996-99)	125	1,747	13.9	12
7. Garry James (1982-85)	122	994	8.2	3
8. Sheddrick Wilson (1992-95)	121	1,536	12.7	9
9. Abram Booty (1997-2000)	117	1,768	15.1	8
10. Todd Kinchen (1988-91)	112	1,911	17.1	10

YARDS

PLAYER	YARDS	REC.	AVG.	TDS
1. Josh Reed (1999-2001)	3,001	167	17.9	17
2. Wendell Davis (1984-87)	2,708	183	14.8	19
3. Eric Martin (1981-84)	2,625	152	17.3	14
4. Tony Moss (1986-89)	2,196	132	16.6	16
5. Andy Hamilton (1969-71)	1,995	100	19.5	18
6. Todd Kinchen (1988-91)	1,911	112	17.1	10
4. Jerel Myers (1999-2002)	1,843	149	12.4	6
8. Abram Booty (1997-00)	1,768	117	15.1	8
9. Larry Foster (1996-99)	1,747	125	13.9	12
10. Carlos Carson (1977-79)	1,728	89	19.4	14

YARDS PER RECEPTION (MIN. 100 CATCHES)

1. 19.9	Andy Hamilton, 1969-71 (100 for 1,995)
2. 17.9	Josh Reed, 1999-2001 (167 for 3,001)
3. 17.3	Eric Martin, 1981-84 (152 for 2,625)
4. 16.6	Tony Moss, 1986-89 (132 for 2,196)

TOUCHDOWNS

PLAYER	TDS	REC.	YARDS	AVG.
1. Wendell Davis (1984-87)	19	183	2,708	14.8
2. Andy Hamilton (1969-71)	18	100	1,995	19.5
3. Josh Reed (1999-2001)	17	167	3,001	17.9
Ken Kavanaugh, Sr. (1937-39)	17	58	1,074	18.5
5. Tony Moss (1986-89)	16	132	2,196	16.6
6. Eddie Fuller (1986-89)	15	75	884	11.8
7. Carlos Carson (1977-79)	14	89	1,728	19.4
Eric Martin (1981-84)	14	152	2,625	17.3
9. Larry Foster (1996-99)	12	125	1,747	13.9
10. Michael Clayton (active)	11	104	1,503	14.5

100-YARD GAMES

NO. NAME	GAMES
1. Josh Reed (1999-2001)	18
2. Wendell Davis (1984-87)	13
3. Eric Martin (1981-84)	10
4. Tony Moss (1986-89)	9
Andy Hamilton (1969-71)	9
6. Todd Kinchen (1989-91)	8
7. Abram Booty (1997-99)	5
Tommy Morel (1966-68)	5
9. Jerel Myers (1999-2002)	4
Eddie Kennison (1993-95)	4
Brett Bech (1992-94)	4
Carlos Carson (1977-79)	4

Game

PUNT RETURNS

- 7 Young Bussey at Tulane, 12-2-39 (86 yards)
- 7 Sammy Grezaffi at Ole Miss, 11-4-67 (42 yards)
- 7 Norman Jefferson at Ole Miss, 10-29-83 (169 yards)
- 7 Norman Jefferson vs. Miami (Ohio), 9-20-86 (35 yards)
- 7 Eddie Kennison vs. Kentucky, 10-15-94 (47 yards)

PUNT RETURN YARDS

NAME	RET.	YARDS	OPPONENT
1. Norman Jefferson	7	169	Ole Miss (10/29/1983)
2. Joe Labruzzo	3	145	Rice (9/25/1965)
3. Eddie Kennison	3	141	Mississippi State (9/10/1994)
Tommy Casanova	3	141	Ole Miss (12/5/1970)
5. Domanick Davis	4	128	Mississippi State (9/28/2002)
6. Craig Burns	3	127	Mississippi State (11/14/1970)
7. Kenny Konz	3	125	Tulane (11/26/1949)
8. Sammy Grezaffi	4	122	Tulane (11/20/1965)
9. Domanick Davis	5	116	Miami, Ohio (9/14/2002)
10. Kevin Faulk	4	106	Houston (9/7/1996)

KICKOFF RETURNS

- 6 Eddie Kennison at Texas A&M, 9/2/1995 (115 yards)
- 5 Robert Dow vs. Vanderbilt, 9/9/1976 (58 yards)
- 5 Domanick Davis vs. Arkansas, 11/23/2001 (84 yards)
- 5 Domanick Davis vs. Alabama, 11/16/2002 (107 yards)

KICKOFF RETURN YARDS

NAME	RET.	YARDS	OPPONENT
1. Eddie Kennison	6	155	Texas A&M (9/2/1995)
2. Eric Martin	2	145	Kentucky (10/17/1981)
3. Hokie Gajan	3	137	Wyoming (12/2/1978)
4. Red Brodnax	3	133	Florida (10/26/1957)
5. Billy Cannon	2	123	Texas Tech (10/5/1957)
6. Rondell Mealey	3	121	Arkansas (11/27/1998)
Sammy Grezaffi	2	121	Tennessee (10/28/1967)
8. Eric Martin	3	119	Tennessee (10/9/1982)
9. Eddie Kennison	2	116	Michigan State (12/29/1995)
10. Domanick Davis	5	107	Alabama (11/16/2002)

LONGEST PUNT RETURNS

PLAYER	YARDS	OPPONENT (YEAR)
1. Eddie Kennison	•100	Mississippi State (1994)
2. Craig Burns	90	Mississippi State (1970)
3. Billy Cannon	89	Ole Miss (1959)
4. Pinky Rohm	86	Loyola (1937)
5. Norman Hodgins	84	Rice (1971)
6. Joe Labruzzo	83	Texas A&M (1963)
7. Joe Labruzzo	82	Rice (1965)
8. Steve Van Buren	81	Georgia (1943)
9. Sammy Grezaffi	80	Kentucky (1966)
10. Norman Jefferson	79	Baylor (1985)

LONGEST KICKOFF RETURNS

PLAYER	YARDS	OPPONENT (YEAR)
1. Eric Martin	•100	Kentucky (1981)
Sammy Grezaffi	•100	Tennessee (1967)
3. Howard Gajan	99	Wyoming (1978)
J.W. Broadnax	99	Florida (1957)
5. Jerry Stovall	98	Georgia Tech (1962)
6. Billy Cannon	97	Texas Tech (1957)
7. Joe May	95	Kentucky (1955)
8. Pinky Rohm	93	Louisiana Normal (1937)
9. Eddie Kennison	92	Michigan State (1995)
Robert Dow	92	Utah (1974)

•- SECRecord

Season

PUNT RETURNS

- 41 Sammy Grezaffi, 1967 (369 yards)
- 37 Young Bussey, 1937 (465 yards)
- 36 Domanick Davis, 2002 (499 yards)
- 36 Eddie Kennison, 1994 (438 yards)
- 36 Todd Kinchen, 1991 (339 yards)

PUNT RETURN YARDS (SINCE 1937)

PLAYER	ATT.	YARDS	TDS
1. Pinky Rohm (1937)	35	539	3
2. Domanick Davis (2002)	36	499	1
3. Young Bussey (1937)	37	465	0
4. Eddie Kennison (1994)	36	438	1
5. Kevin Faulk (1996)	24	375	1
6. Sammy Grezaffi (1967)	41	369	0
7. Todd Kinchen (1991)	36	339	2
Craig Burns (1970)	21	339	2
9. Sammy Grezaffi (1966)	25	309	1
10. Domanick Davis (2000)	27	298	0

KICKOFF RETURNS

- 25 Domanick Davis, 1999 (618 yards)
- 24 Domanick Davis, 2000 (572 yards)
- 24 Domanick Davis, 2002 (560 yards)
- 23 Robert Dow, 1975 (598 yards)

KICKOFF RETURN YARDS (SINCE 1937)

PLAYER	ATT.	YARDS	TDS
1. Domanick Davis (1999)	25	618	0
2. Robert Dow (1975)	23	598	0
3. Domanick Davis (2000)	24	572	0
4. Domanick Davis (2002)	24	560	0
5. David Butler (1992)	21	531	0
6. Eric Martin (1981)	18	526	1
7. Robert Dow (1976)	20	499	1
8. Sammy Martin (1987)	17	459	0
9. Domanick Davis (2001)	22	418	0
10. Hokie Gajan (1978)	16	412	1

Career

PUNT RETURNS

- 94 Domanick Davis, 1999-2002 (1,126 yards)
- 79 Sammy Grezaffi, 1965-67 (905 yards)

PUNT RETURN YARDS (SINCE 1963)

PLAYER	ATT.	YARDS	TDS
1. Domanick Davis (1999-2002)	94	1,126	2
2. Eddie Kennison (1993-95)	75	947	1
3. Sammy Grezaffi (1965-67)	79	905	2
4. Kevin Faulk (1995-98)	61	832	2
5. Joe Labruzzo (1963-65)	48	687	2
6. Norman Jefferson (1983-86)	78	597	1
7. Craig Burns (1968-70)	42	570	2
8. Tommy Casanova (1968-70)	44	517	3
9. Todd Kinchen (1989-91)	57	475	2
10. Chris Williams (1978-80)	37	470	2

KICKOFF RETURNS

- 95 Domanick Davis, 1999-2002 (2,168 yards)
- 70 Robert Dow, 1973-76 (1,780 yards)

KICKOFF RETURN YARDS (SINCE 1965)

PLAYER	ATT.	YARDS	TDS
1. Domanick Davis (1999-2002)	95	2,168	0
2. Robert Dow (1973-76)	70	1,780	1
3. Eddie Kennison (1993-95)	51	1,178	0
4. Sammy Martin (1984-87)	43	1,066	0
5. Sammy Grezaffi (1965-67)	30	899	1
6. Hokie Gajan (1977-80)	38	890	1
7. David Butler (1992-96)	35	863	0
8. Eric Martin (1981-84)	32	851	1
9. Kevin Faulk (1995-98)	34	844	1
10. Gary Pegues (1991-94)	40	685	0

All-Purpose Records

Game

PLAYER	RUSH	REC.	PR	KOR	TOTAL	OPPONENT (YEAR)
1. Kevin Faulk	246	8	106	16	376	Houston (9/7/1996)
2. Josh Reed	0	293	5	40	338	Alabama (11/3/2001)
3. Cecil Collins	232	11	0	57	300	Auburn (9/20/1997)
4. Devery Henderson	10	201	0	87	298	Kentucky (11/9/2002)
5. Domanick Davis	122	0	128	36	286	MississippiState (9/28/2002)
6. Kevin Faulk	212	43	0	17	272	Kentucky (11/1/1997)
7. Kevin Faulk	234	4	0	33	271	Michigan State (12/29/1995)
8. Domanick Davis	99	15	89	63	266	Ole Miss (10/27/2001)
Kevin Faulk	180	12	74	0	266	Arkansas State (9/12/1998)
10. Kevin Faulk	178	50	3	37	265	Idaho (9/26/1998)
Kevin Faulk	138	24	48	55	265	Kentucky (10/19/1996)

SEASON

	RUSH	REC.	PR	KOR	TOTAL
1. Domanick Davis (2002)	931	130	499	560	2,120
2. Kevin Faulk (1998)	1,279	287	265	278	2,109
3. Kevin Faulk (1996)	1,282	134	375	313	2,104
4. Josh Reed (2001)	7	1,740	5	108	1,860
5. Charles Alexander (1977)	1,686	80	0	0	1,766
6. Kevin Faulk (1997)	1,144	93	192	217	1,646
7. Dalton Hilliard (1984)	1,268	204	0	143	1,472
8. Eddie Kennison (1995)	86	739	253	371	1,449
9. Dalton Hilliard (1985)	1,134	313	0	0	1,447
10. Domanick Davis (2000)	445	120	298	572	1,435
Charles Alexander (1978)	1,172	263	0	0	1,435


CAREER

	RUSH	REC	PR	KOR	TOTAL
1. Kevin Faulk (1995-98)	4,557	600	844	844	•6,833
2. Domanick Davis (1999-2002)	2,056	393	1,126	2,168	5,743
3. Dalton Hilliard (1982-85)	4,050	1,133	0	143	5,326
4. Charles Alexander (1975-78)	4,035	431	0	47	4,513
5. Harvey Williams (1986-90)	2,860	674	0	532	4,066
6. Eric Martin (1981-84)	357	2,625	0	851	3,833
7. Eddie Kennison (1993-95)	140	1,554	947	1,178	3,819
8. Garry James (1982-85)	2,225	1,003	1	569	3,798
9. Billy Cannon (1957-59)	1,867	522	349	616	3,354
10. Sammy Martin (1984-87)	1,359	873	0	1,066	3,298

• - SECRcord



Domanick Davis set the LSU record with 2,120 all-purpose yards in 2002.



Kevin Faulk holds the SEC record with 6,833 career all-purpose yards.

Game

FIELD GOALS MADE

1.	4	Mike Conway at Kentucky, 10/21/1978
4	David Brown dyke vs.Ole Miss,11/1/1986	
4	David Brown dyke at Miss.State,11/15/1986	
4	David Brown dyke at Georgia,10/10/1987	
4	David Brown dyke at Ohio State,9/24/1988	
4	Andre' Lafleur at Auburn,9/17/1994	
4	John Corbello vs.Miami (Ohio), 9/14/2002	

POINTS AFTER TOUCHDOWN MADE

1.	10	Bobby Moreau vs.Rice,9-24-77
2.	9	Wade Richey vs.New Mexico State,9-28-96
3.	8	Mark Lumpkin vs.Ole Miss,12-5-70
8	Mike Conway vs.Oregon,10-22-77	
8	David Brown dyke vs.Cal State-Fullerton,9-12-87	

LONGEST FIELD GOAL MADE

PLAYER	YARDS	OPPONENT (YEAR)
1.	Wade Richey	54 Kentucky (1996)
	Ron Lewis	54 North Carolina (1985)
3.	David Brown dyke	52 Ole Miss (1986)
	Juan Roca	52 Florida (1973)
5.	Andre Lafleur	51 Mississippi State (1995)
	Pedro Suarez	51 Ole Miss (1990)
	Juan Carlos Betanzos	51 Rice (1982)
8.	David Brown dyke	50 Mississippi State (1989)
	Juan Roca	50 Florida (1973)
10.	John Corbello	49 Arkansas (2002)
	John Corbello	49 Kentucky (2002)
	John Corbello	49 Georgia Tech (2000)
	Andre LaFleur	49 Mississippi State (1993)
	David Brown dyke	49 Mississippi State (1987)

LONGEST PUNT

PLAYER	YARDS	OPPONENT (YEAR)
1.	Donnie Jones	86 Kentucky (2002)
2.	Matt DeFrank	71 Notre Dame (1986)
3.	Donnie Jones	69 UAB (2000)
4.	Donnie Jones	68 Kentucky (2001)
5.	Matt DeFrank	67 Kentucky (1987)
	James Parker	67 South Carolina (1982)
7.	Chad Kessler	66 Vanderbilt (1997)
	Mitch Worley	66 Miami (1966)
9.	Scott Holstein	65 Texas A&M (1993)
	Rusty Jackson	65 Texas A&M (1974)
	Gerald Brown	65 Tulane (1965)
	Danny Neumann	65 Rice (1963)

Season

FIELD GOALS MADE	MADE	ATT.	PCT.	
1.	David Brown dyke(1988)	19	23	.826
2.	John Corbello (2002)	17	24	.708
3.	Pedro Suarez (1990)	15	17	.882
4.	John Corbello (2001)	14	23	.609
	Andre Lafleur (1993)	14	17	.824
	David Brown dyke(1989)	14	14	1.000
	David Brown dyke(1987)	14	20	.700
	David Brown dyke(1986)	14	18	.778
	Juan Betanzos (1983)	14	18	.778
	Mike Conway (1978)	14	15	.933

FIELD GOALS ATTEMPTED	ATTEMPTS	MADE	PCT.	
1.	John Corbello (2002)	24	17	.708
2.	David Brown dyke(1988)	23	19	.826
	John Corbello (2001)	23	14	.609
4.	Doug Moreau (1964)	21	13	.619
5.	David Brown dyke(1987)	20	14	.700
	Juan Betanzos (1984)	20	12	.600
8.	Andre Lafleur (1995)	19	13	.684
	Pedro Suarez (1991)	19	13	.684
10.	David Brown dyke(1986)	18	14	.778
	Juan Betanzos (1983)	18	14	.778
	John Corbello (2000)	18	10	.556

FIELD GOAL PCT. (MIN. 5 ATTEMPTS)	PCT.	MADE	ATT.	
1.	David Brown dyke(1989)	1,000	14	14
2.	Mike Conway (1978)	.933	14	15
3.	Pedro Suarez (1990)	.882	15	17
4.	David Johnston (1981)	.833	10	12
5.	David Brown dyke(1988)	.826	19	23
6.	Andre Lafleur (1993)	.824	14	17
7.	Mike Conway (1975)	.800	4	5
8.	David Brown dyke(1986)	.778	14	18
	Juan Betanzos (1983)	.778	14	18
10.	John Corbello (1999)	.750	9	12

POINTS AFTER TOUCHDOWN

PLAYER	PATS	
1.	Juan Betanzos (1982)	48
2.	Wade Richey (1996)	42
3.	John Corbello (2001)	41
4.	David Brown dyke (1987)	41
5.	Jay Michaelson (1971)	39
6.	Mark Lumpkin (1969)	38
7.	Andre Lafleur (1995)	34
	John Corbello (2002)	34
9.	John Corbello (2000)	33
	Wade Richey (1997)	33

CONSECUTIVE POINTS AFTER TOUCHDOWN MADE

1.	43	Juan Betanzos,1982
2.	41	David Brown dyke,1987
3.	34	John Corbello,2002
	34	Andre' Lafleur,1995
4.	27	Ronnie Lewis,1985
	27	Andre' Lafleur, 1994

TOTAL PUNTS	PUNTS	YDS.	AVG.	
1.	Al Doggett (1952)	81	3,147	38.9
2.	Jim Barton (1951)	75	2,696	36.0
3.	Steve Jackson (1975)	73	2,936	40.0
4.	James Wagner (1981)	67	2,682	40.0
5.	David Johnston (1980)	66	2,574	39.0
6.	Wayne Dickinson (1970)	64	2,402	37.5
	Jerry Stovall (1960)	64	2,696	42.1
	Donnie Jones (2002)	64	2,813	44.0
9.	Eddie Ray (1969)	63	2,581	41.0
10.	Clay Parker (1982)	62	2,552	41.2

PUNTING YARDAGE	YARDS	NO.	AVG.	
1.	Al Doggett (1952)	3,147	81	38.9
2.	Steve Jackson (1975)	2,936	73	40.2
3.	Donnie Jones (2002)	2,813	64	44.0
4.	Jim Barton (1951)	2,696	75	35.9
	Jerry Stovall (1960)	2,696	64	42.1
6.	James Wagner (1981)	2,682	67	40.0
7.	Donnie Jones (2001)	2,618	60	43.6
8.	Eddie Ray (1969)	2,581	63	41.0
9.	David Johnston (1980)	2,574	66	39.0
10.	Clay Parker (1982)	2,552	62	41.2

PUNTING AVERAGE	AVG.	NO.	YDS.	
1.	Chad Kessler (1997)	50.28	39	1,961
2.	Chad Kessler (1995)	44.09	47	2,072
3.	Rene Bourgeois (1989)	43.97	39	1,715
4.	Donnie Jones (2002)	43.95	64	2,813
5.	Corey Gibbs (1998)	43.71	28	1,224
6.	Donnie Jones (2001)	43.70	47	2,054
7.	Corey Gibbs (1999)	43.02	57	2,452
8.	Eddie Ray (1967)	42.85	52	2,228
9.	Chad Kessler (1996)	42.27	49	2,071

Kicking Records

Career

FIELD GOALS MADE

PLAYER	MADE	ATT.	PCT.
1. David Brown dyke (1986-89)	61	75	.813
2. John Corbello (1999-2002)	50	77	.649
3. Andre Lafleur (1993-95)	37	50	.740
4. Juan Betanzos (1982-84)	36	55	.655
5. Mike Conway (1975-78)	33	48	.688
6. Pedro Suarez (1990-92)	33	45	.733
7. Mark Lumpkin (1968-70)	21	43	.488
8. Doug Moreau (1963-65)	20	36	.556
9. Wendell Harris (1959-61)	18	29	.621
10. Dalton "Rusty" Jackson (1972-74)	16	27	.593

FIELD GOAL ATTEMPTS

PLAYER	ATT.	MADE	PCT.
1. John Corbello (1999-2002)	77	50	.649
2. David Brown dyke (1986-89)	75	61	.813
3. Juan Betanzos (1982-84)	55	36	.655
4. Andre Lafleur (1993-95)	50	37	.740
5. Mike Conway (1975-78)	48	33	.688
6. Pedro Suarez (1990-92)	45	33	.733
7. Mark Lumpkin (1968-70)	43	21	.488
8. Doug Moreau (1963-65)	36	20	.556
9. Ron Lewis (1984-87)	36	15	.417
10. Juan Roca (1972-74)	36	10	.278

FIELD GOAL PERCENTAGE (MIN. 10 ATTEMPTS)

PLAYER	PCT.	ATT.	MADE
1. David Brown dyke (1986-89)	.813	75	61
2. David Johnston (1980-81)	.800	20	16
3. Andre Lafleur (1993-95)	.740	50	37
4. Pedro Suarez (1990-92)	.733	45	33
5. Mike Conway (1975-78)	.688	48	33
6. Juan Betanzos (1982-84)	.655	55	36
7. John Corbello (1999-2002)	.649	77	50
8. Harris, Wendell (1959-61)	.621	29	18
9. Dalton "Rusty" Jackson (1972-74)	.593	27	16
10. Doug Moreau (1963-65)	.556	36	20

POINTS AFTER TOUCHDOWN

PLAYER	PATS
2. John Corbello (1999-2002)	129
2. David Brown dyke (1986-89)	109
3. Mark Lumpkin (1968-70)	92
4. Juan Betanzos (1982-84)	91
5. Mike Conway (1975-78)	88
6. Dalton "Rusty" Jackson (1972-74)	81
7. Andre Lafleur (1993-95)	78
8. Wade Richey (1994-97)	77
9. Doug Moreau (1963-65)	51
10. Ron Lewis (1984-87)	46



John Corbello holds the LSU record with 129 career PATs.



David Brown dyke was a perfect 14-of- 14 on field goals in 1989.

CONSECUTIVE POINTS AFTER TOUCHDOWN MADE

1. 109 David Brown dyke, 1986-89
2. 69 Andre' Lafleur, 1993-95
3. 47 John Corbello, 1999-2002
4. 43 Juan Betanzos, 1982
5. 42 Mike Conway, 1976-77
42 Pedro Suarez, 1989-92

TOTAL PUNTS

PLAYER	PUNTS	YDS.	AVG.
1. Chad Kessler (1994-97)	186	7,976	42.9
2. Clay Parker (1981-84)	180	7,304	40.6
3. Rusty Jackson (1972-74)	167	6,603	39.5
4. Jerry Stovall (1960-62)	165	6,477	39.3
5. Donnie Jones (2000-02)	168	7041	41.9
6. Al Doggett (1951-54)	160	6,099	38.1
7. Eddie Ray (1967-69)	153	6,309	41.2
8. Brian Griffith (1988-91)	136	5,511	40.5
9. Steve Jackson (1975-76)	132	5,002	37.9
10. Matt DeFrank (1985-87)	124	5,023	40.5

PUNTING YARDAGE

PLAYER	YARDS	NO.	AVG.
1. Chad Kessler (1994-97)	7,976	186	42.9
2. Clay Parker (1981-84)	7,304	180	40.6
3. Donnie Jones (active)	7041	168	41.9
4. Rusty Jackson (1972-74)	6,603	167	39.5
5. Jerry Stovall (1960-62)	6,477	165	39.3
6. Eddie Ray (1967-69)	6,309	153	41.2
7. Al Doggett (1951-54)	6,099	160	38.1
8. Brian Griffith (1988-91)	5,511	136	40.5
9. Matt DeFrank (1984-87)	5,023	124	40.5
10. Steve Jackson (1975-76)	5,002	132	37.9

PUNTING AVERAGE

PLAYER	AVG.
1. Chad Kessler (1994-97)	42.9
2. Donnie Jones (active)	41.9
3. Clay Parker (1981-84)	41.4
4. Eddie Ray (1967-69)	41.2
5. Brian Griffith (1988-91)	40.5
Matt DeFrank (1984-87)	40.5
7. Rusty Jackson (1972-74)	39.6
8. Jerry Stovall (1960-62)	39.0
9. John Adams (1977-79)	38.0
10. Steve Jackson (1975-76)	37.6

Game

	PLAYER	POINTS	OPPONENT (DATE)
1.	Carlos Carson	30 (5 rec.TDs)	Rice (9/24/1977)
	Kevin Faulk	30 (5 rush TDs)	Kentucky(11/1/1997)
3.	Wendell Harris	26 (3 rush TDs, FG,2 PAT)	Tulane(11/25/1961)
	Harvey Williams	26 (4 rush TDs, 1 2-pt conv.)	Miami-Ohio (9/15/1990)
5.	Nine players	24	

POINTS BY KICKING

- 17 David Brown dyke at Miss.State,11/15/1986 (4FG,5PAT)
- 15 David Brown dyke at Ohio State,9/24/1988 (4 FG,3 PAT)
- 15 John Corbello vs.Miami (Ohio), 9/14/2002 (4 FG,3 PAT)
- 14 David Brown dyke at Georgia,10/10/1987 (4 FG,2 PAT)
- 14 Andre' Lafleur at Auburn,9/17/1994 (4 FG,2 PAT)

LONGEST SCORING PLAYS

- 100 Ken Kavanaugh,fumble return vs.Rice,10/9/37
- 100 White Graves,int. return at Kentucky, 10/17/64
- 100 Sammy Grezaffi, KO return at Tennessee,10/28/67
- 100 Eric Martin, KO return vs.Kentucky, 10/17/81
- 100 Greg Jackson,int. return at Miss.State,11/12/88
- 100 Eddie Kennison,punt return vs.Miss.State,9/10/94

Season

PLAYER	YEAR	G	TDS					PAT		PTS.
			RUSH	REC.	RET.	KICK	RUN	FG	PTS.	
1. LaBrandon Toefield,TB	2001	12	19	0	0	0	0	0	0	114
2. Charles Alexander, TB	1977	11	17	0	0	0	1	0	0	104
3. Kevin Faulk,TB	1998	11	12	3	2	0	0	0	0	102
4. Steve Van Buren,HB	1943	8	13	0	1	14	0	0	0	98
5. Charles Alexander, TB	1978	11	16	0	0	0	0	0	0	96
Dalton Hilliard, RB	1982	11	11	5	0	0	0	0	0	96
7. Wendell Harris,HB	1961	10	6	2	0	26	1	6	0	94
8. Kevin Faulk,TB	1997	9	15	0	0	0	0	0	0	90
9. Jimmy Taylor, FB	1957	10	12	0	0	14	0	0	0	86
10. John Corbello,PK	2002	13	0	0	0	34	0	17	0	85

POINTS BY KICKING


- 85 John Corbello,2002 (17 FG,34 PAT)
- 83 David Brown dyke,1987 (14 FG,41 PAT)
- 77 Juan Betanzos,1982 (10 FG,47 PAT)
- 77 David Brown dyke,1988 (19 FG,20 PAT)

Career

PLAYER	YEARS	TDS					PAT		PTS
		RUSH	REC.	RET.	KICK	RUN	FG	PTS	
1. Kevin Faulk,TB	1995-98	46	4	3	0	0	0	0	318
2. Dalton Hilliard, RB	1982-85	44	6	0	0	1	0	0	302
3. David Brown dyke, PK	1986-89	0	0	0	109	0	61	0	292
4. John Corbello, PK	1999-02	0	0	0	129	0	50	0	279
5. Charles Alexander, TB	1975-78	40	2	0	0	1	0	0	254
6. Rondell Mealey, TB	1996-99	29	4	0	0	0	0	0	198
Juan Betanzos, PK	1982-84	0	0	0	90	0	36	0	198
8. Andre' Lafleur, PK	1993-95	0	0	0	78	0	37	0	189
9. Mike Conway, K	1975-78	0	0	0	88	0	33	0	187
10. Garry James, TB	1982-85	27	3	0	0	0	0	0	180

POINTS BY KICKING

- 292 David Brown dyke,1986-89 (61 FG,109 PAT)
- 279 John Corbello,1999-2002 (33 FG,95 PAT)
- 198 Juan Betanzos,1982-84 (36 FG,90 PAT)
- 187 Mike Conway, 1975-78 (33 FG,88 PAT)



Rondell Mealey had 29 rushing touchdowns in his career.



Carlos Carson (3) had 5 TD receptions against Rice in 1977.

Defensive Records

Game

TACKLES

1. 21 Al Richardson vs. South Carolina, 10/23/82
2. 20 Toby Caston vs. Georgia, 10/11/86
- 20 Rudy Harmon at Florida, 11/1/88

SACKS

1. 4 Chuck Wiley vs. South Carolina, 9/30/95
2. 3 Many times
(Latest: Gabe Northern vs. No. Texas, 10/21/95)

INTERCEPTIONS

1. 3 Kenny Konz at Tulane, 11/26/1949
- 3 Jerry Joseph vs. Kentucky, 10/16/1965
- 3 Craig Burns vs. Ole Miss, 12/5/1970
- 3 Clinton Burrell vs. Tulane, 11/22/1975
- 3 Chris Williams at Rice, 9/30/1978
- 3 Corey Webster vs. Florida, 10/12/2002**

Season

TACKLES

- | | |
|-----------------------------|-----|
| 1. Bradie James (2002) | 154 |
| 2. Al Richardson (1981) | 150 |
| 3. Lawrence Williams (1981) | 144 |
| 4. Al Richardson (1980) | 129 |
| 5. Lawrence Williams (1982) | 123 |
| 6. Steve Cassidy (1975) | 122 |
| 7. Al Richardson (1982) | 121 |
| 8. Trev Faulk (2001) | 119 |
| Lawrence Williams (1980) | 119 |
| 10. Bradie James (2001) | 113 |
| Trev Faulk (2000) | 113 |
| Shawn Burks (1985) | 113 |

SACKS

- | | |
|-----------------------------|----|
| 1. Oliver Lawrence (1989) | 12 |
| 2. Gabe Northern (1994) | 11 |
| 3. Rydell Malancon (1981) | 10 |
| 4. Gabe Northern (1995) | 9 |
| Ron Sancho (1987) | 9 |
| 6. Anthony McFarland (1998) | 8 |
| Jarvis Green (1998) | 8 |
| Oliver Lawrence (1989) | 8 |
| Michael Brooks (1985) | 8 |
| Michael Brooks (1984) | 8 |
| Rydell Malancon (1982) | 8 |
| Lyman White (1980) | 8 |

INTERCEPTIONS

- | | |
|--------------------------------|----------|
| 1. Craig Burns (1970) | 8 |
| Chris Williams (1978) | 8 |
| 3. Corey Webster (2002) | 7 |
| Cedric Donaldson (1997) | 7 |
| Greg Jackson (1988) | 7 |
| 6. Chris Carrier (1986) | 6 |
| Liffort Hobley (1984) | 6 |
| Chris Williams (1980) | 6 |
| Jerry Joseph (1965) | 6 |
| 10. several others | 5 |
| Last: Demetrius Hookfin (2002) | 5 |



In 2002, linebacker Bradie James broke Al Richardson's 21 year-old single season tackles mark with 154.

Career

TACKLES

- | | |
|--------------------------------|-----|
| 1. Al Richardson (1979-82) | 452 |
| 2. Bradie James (1999-2002) | 418 |
| 3. Lawrence Williams (1979-82) | 386 |
| 4. Steve Cassidy (1972-75) | 346 |
| 5. Shawn Burks (1983-85) | 336 |
| 6. Lyman White (1977-80) | 316 |
| 7. Ryan Clark (1998-2001) | 315 |
| 8. Toby Caston (1983-86) | 305 |
| 9. Trev Faulk (1999-2001) | 300 |
| Ron Sancho (1985-88) | 300 |

SACKS

- | | |
|--------------------------------|----|
| 1. Rydell Malancon (1980-83) | 25 |
| 2. Ron Sancho (1985-88) | 23 |
| 3. Gabe Northern (1992-95) | 21 |
| 4. Jarvis Green (1998-2001) | 20 |
| 5. Chuck Wiley (1994-97) | 19 |
| 6. James Gillyard (1992-95) | 18 |
| Michael Brooks (1983-86) | 18 |
| 8. Anthony McFarland (1995-98) | 17 |
| 9. Oliver Lawrence (1985-89) | 16 |
| 10. Corey White (1990-93) | 15 |

INTERCEPTIONS

- | | |
|-----------------------------|----|
| 1. Chris Williams (1977-80) | 20 |
| 2. Craig Burns (1968-79) | 12 |
| Charles Oakley (1951-53) | 12 |
| 4. Tory James (1992-95) | 11 |
| Greg Jackson (1985-88) | 11 |
| 6. Liffort Hobley (1980-84) | 11 |
| Chris Carrier (1984-87) | 10 |
| Kevin Guidry (1984-87) | 10 |
| Norman Jefferson (1983-86) | 10 |
| Willie Teal (1976-79) | 10 |

200+Yard/100+Yard Rushing Games



Kevin Faulk had four 200-yard rushing performances and 17 100-yard games on way to becoming the all-time leading rusher in LSU History.

200-Yard Rushing Games (*denotes bowl game)

NAME	OPPONENT	DATE	YARDS	TDS
Kevin Faulk	Houston	9/7/1996	246 (21 att.)	2
Charles Alexander	Oregon	10/22/1977	237 (31 att.)	4
Kevin Faulk	Michigan State*	12/29/1995	234 (25 att.)	2
Charles Alexander	Wyoming	11/26/1977	233 (43 att.)	3
Cecil Collins	Auburn	9/20/1997	232 (27 att.)	2
Rondell Mealey	Notre Dame*	12/28/1997	222 (34 att.)	2
Harvey Williams	Kentucky	10/20/1990	214 (28 att.)	1
Terry Robiskie	Rice	9/25/1976	214 (30 att.)	1
Kevin Faulk	Kentucky	11/1/1997	212 (28 att.)	5
Kevin Faulk	Alabama	11/3/1998	201 (30 att.)	1

100-Yard Rushing Games (*denotes bowl game)

NAME	OPPONENT	DATE	YARDS	TDS
Charles Alexander	Tulane	11/19/1977	199 (41 att.)	1
Harvey Williams	Rice	9/19/1987	196 (10 att.)	3
Billy Baggett	Ole Miss	11/4/1950	192 (11 att.)	2
Charles Alexander	Vanderbilt	10/8/1977	183 (26 att.)	3
LaBrandon Toefield	Utah State	9/8/2001	183 (27 att.)	4
Dalton Hilliard	Florida State	11/20/1982	183 (36 att.)	4
Harvey Williams	Tulane	11/21/1987	181 (19 att.)	2
Kevin Faulk	Arkansas State	9/11/1998	180 (17 att.)	2
Cecil Collins	Akron	9/27/1997	179 (20 att.)	1
Kevin Faulk	Idaho	9/26/1998	178 (13 att.)	3
Dalton Hilliard	Tulane	11/30/1985	174 (39 att.)	2
LaBrandon Toefield	Arkansas	11/23/2001	173 (30 att.)	3
Kevin Faulk	Ole Miss	10/18/1997	172 (25 att.)	2
Cecil Collins	Mississippi State	9/13/1997	172 (22 att.)	0
Kevin Faulk	Mississippi State	9/9/1995	171 (23 att.)	2
Jimmy Taylor	Tulane	11/30/1957	171 (19 att.)	2
Charles Alexander	Florida	10/1/1977	170 (31 att.)	2

Dalton Hilliard	Kentucky	10/20/1984	170 (31 att.)	4
Dalton Hilliard	East Carolina	12/7/1985	170 (26 att.)	3
Kevin Faulk	Mississippi State	10/26/1996	170 (32 att.)	2
Jimmy Taylor	Arkansas	11/24/1956	170 (20 att.)	2
Kevin Faulk	Alabama	11/8/1997	168 (27 att.)	2
Dalton Hilliard	Wichita State	9/15/1984	166 (17 att.)	1
Garry James	Tulane	11/27/1982	166 (18 att.)	3
Harvey Williams	Ole Miss	10/31/1987	165 (14 att.)	1
Rondell Mealey	Houston	9/7/1996	161 (14 att.)	1
Kevin Faulk	North Texas	10/21/1995	160 (19 att.)	3
Kevin Faulk	Ole Miss	11/11/1995	159 (23 att.)	1
Charles Alexander	Florida	10/7/1978	156 (40 att.)	1
Rondell Mealey	San Jose State	9/4/1999	158 (24 att.)	2
Charles Alexander	Tulane	11/25/1978	156 (28 att.)	1
Harvey Williams	Tulane	11/24/1990	156 (27 att.)	0
Brad Davis	South Carolina	10/27/1973	156 (25 att.)	0
Don Schwab	Tulane	11/23/1963	154 (20 att.)	1
Charles Alexander	Vanderbilt	10/9/1976	152 (17 att.)	1
Dalton Hilliard	Vanderbilt	10/13/1984	152 (25 att.)	1
Dalton Hilliard	Colorado State	9/21/1985	151 (25 att.)	1
Jessie Myles	Florida	10/4/1980	148 (21 att.)	2
Dalton Hilliard	North Carolina	9/14/1985	148 (31 att.)	2
Charles Alexander	Ole Miss	11/4/1978	147 (28 att.)	2
Dalton Hilliard	Arizona	9/22/1984	145 (29 att.)	1
Kevin Faulk	Tulane	11/23/1996	148 (27 att.)	0
Jim Dousay	Tulane	11/25/1967	145 (29 att.)	2
Charles Alexander	Indiana	9/16/1978	144 (32 att.)	0
Charles Alexander	Rice	9/30/1978	144 (24 att.)	2
Steve Van Buren	Georgia	9/25/1943	144 (25 att.)	3
Brad Davis	Alabama	11/22/1973	143 (17 att.)	1
Alvin Dark	Ole Miss	10/17/1942	142 (11 att.)	2
Jermaine Sharp	Tulane	11/19/1994	142 (15 att.)	1
Kenny Konz	Tulane	10/26/1949	142 (12 att.)	1
Lee Hedges	Tulane	11/26/1949	142 (12 att.)	1
Charles Alexander	Utah	11/27/1976	141 (22 att.)	2
Odell Beckham	Tulane	11/23/1991	140 (23 att.)	2
Billy Cannon	Alabama	9/28/1957	140 (8 att.)	2
Paul Lyons	Wisconsin	9/25/1971	139 (19 att.)	3
Jeff Burkett	Georgia Navy	10/24/1942	138 (14 att.)	2
Charles Alexander	Ole Miss	10/30/1976	138 (16 att.)	1
Kevin Faulk	Kentucky	10/19/1996	138 (21 att.)	2
Kevin Faulk	Arkansas	11/28/1997	138 (28 att.)	2
Charles Alexander	Mississippi State	11/12/1977	136 (29 att.)	1
Don Schwab	Florida	12/5/1964	136 (19 att.)	0
Kevin Faulk	Vanderbilt	10/4/1997	135 (31 att.)	0
Robert Davis	Texas A&M	9/5/1992	134 (15 att.)	1
Dalton Hilliard	Oregon State	9/18/1982	133 (18 att.)	3
Dalton Hilliard	Tulane	11/24/1984	133 (24 att.)	1
Harvey Williams	Georgia	10/11/1986	133 (24 att.)	1
Carl Trimble	Colorado	9/14/1974	133 (8 att.)	1
Harvey Williams	Georgia	9/8/1990	132 (24 att.)	0
Steve Van Buren	ASTU	10/17/1943	132 (43 att.)	3
Rondell Mealey	Kentucky	11/1/1997	131 (13 att.)	2
Dan Sandifer	Texas A&M	10/13/1945	130 (11 att.)	1
Jermaine Sharp	South Carolina	10/1/1994	130 (23 att.)	1
Terry Robiskie	Ole Miss	10/30/1976	129 (24 att.)	1
Jermaine Sharp	Mississippi State	9/10/1994	129 (23 att.)	1
LaBrandon Toefield	Kentucky	10/13/2001	128 (28 att.)	1
Garry James	Oregon State	9/18/1982	128 (12 att.)	0
Dalton Hilliard	Florida State	9/10/1983	128 (20 att.)	4
Dalton Hilliard	Florida	10/2/1982	128 (20 att.)	3
Adrian Dodson	Holy Cross	10/5/1940	126 (26 att.)	3
Terry Robiskie	Kentucky	10/16/1976	126 (24 att.)	3
James Jacquet	Ole Miss	11/2/1991	125 (13 att.)	2
Kevin Faulk	Arkansas	11/29/1996	125 (36 att.)	1
Levi Johns	Ole Miss	10/31/53	125 (16 att.)	1
Dalton Hilliard	Mississippi State	11/16/85	124 (22 att.)	2
Gene Knight	Ole Miss	11/3/1945	123 (13 att.)	0
Charles Alexander	Wake Forest	9/23/1978	123 (31 att.)	2
Kevin Faulk	Mississippi State	10/24/1998	123 (24 att.)	2
Dalton Hilliard	Ole Miss	10/30/1982	123 (23 att.)	2
Leroy Labat	Mississippi State	11/17/1951	123 (29 att.)	0
Domanick Davis	Mississippi State	9/28/2002	122 (18 att.)	1
Domanick Davis	Illinois*	1/01/2002	122 (28 att.)	4
Garry James	Wichita State	9/15/1984	122 (21 att.)	0
Billy Cannon	Tennessee	11/7/1959	122 (22 att.)	1
Dalton Hilliard	Washington	9/24/1983	121 (21 att.)	1
Dalton Hilliard	South Carolina	10/2/1983	121 (24 att.)	1


200+Yard/100+Yard Rushing Games

Dalton Hilliard	Notre Dame	10/27/1984	121 (13 att.)	1
Rondell Mealey	N.Mexico State	9/28/1996	121 (12 att.)	1
Ebert Van Buren	Texas A&M	10/8/1949	121 (14 att.)	1
LaBrandon Toefield	Auburn	12/1/2001	120 (29 att.)	1
LaBrandon Toefield	Tennessee	9/30/2000	120 (15 att.)	1
Rondell Mealey	North Texas	9/11/1999	119 (13 att.)	1
LaBrandon Toefield	Mississippi State	10/21/2000	119 (26 att.)	1
Chris Dantin	Rice	10/7/1972	119 (23 att.)	0
Howard Gajan	Rice	9/22/1979	118 (19 att.)	2
Dalton Hilliard	Tulane	11/24/1983	118 (28 att.)	1
Steve Van Buren	TCU	10/30/1943	118 (43 att.)	1
Tommy Allen	Kentucky	10/21/1967	118 (9 att.)	2
Gene Lang	Miss St.	11/15/1980	117 (11 att.)	2
Kevin Faulk	Ole Miss	11/16/1996	117 (28 att.)	3
Albin Collins	Mississippi State	10/15/1947	117 (17 att.)	1
Jimmy Taylor	Ole Miss	11/9/1957	117 (15 att.)	1
Billy Cannon	Tulane	11/22/1958	117 (15 att.)	3
Arthur Cantrelle	Ole Miss	12/5/1970	117 (5 att.)	1
Brad Davis	Tulane	11/23/1974	117 (23 att.)	1
Garry James	Florida State	11/20/1982	116 (20 att.)	0
Eddie Fuller	Tennessee	9/1/1988	116 (18 att.)	0
Jerry Marchand	Tulane	11/29/1952	115 (13 att.)	1
Johnny Robinson	Tennessee	11/7/1959	115 (17 att.)	0
Chris Dantin	Wisconsin	9/30/1972	115 (27 att.)	1
Eddie Fuller	Ole Miss	10/29/1988	114 (21 att.)	0
Kevin Faulk	Vanderbilt	10/5/1996	114 (21 att.)	2
Steve Van Buren	Texas A&M	10/10/1943	114 (43 att.)	1
Levi Johns	Arkansas	11/19/1955	114 (15 att.)	1
Lynn Amedee	Tulane	11/25/1961	114 (12 att.)	2
Nelson Stokley	Kentucky	10/16/1965	114 (15 att.)	1
Domanick Davis	South Carolina	10/19/2002	113 (26 att.)	1
Steve Van Buren	Rice	10/3/1943	113 (43 att.)	2
Bill Montgomery	Ole Miss	11/3/1945	113 (11 att.)	2
Dan Sandifer	Miami	11/15/1946	113 (11 att.)	0
Arthur Cantrelle	Texas A&M	9/19/1970	113 (26 att.)	0
Vincent Gonzales	Florida	10/15/1955	112 (23 att.)	1
Domanick Davis	North Texas	9/11/1998	112 (17 att.)	1
LaBrandon Toefield	Miami (Ohio)	9/14/2002	111 (17 att.)	0
Jermaine Sharp	Arkansas	11/26/1994	111 (9 att.)	1
James Roshto	Alabama	9/29/1951	111 (9 att.)	1
Levi Johns	Texas Tech	10/16/1954	111 (21 att.)	3
Steve Van Buren	Georgia	10/24/1943	110 (22 att.)	2
Charles Alexander	Alabama	11/5/1977	110 (22 att.)	0
Eddie Fuller	Ohio	9/30/1989	110 (8 att.)	0
Terry Robiskie	South Carolina	10/25/1975	109 (26 att.)	2
Sam Martin	Georgia	10/11/1986	109 (11 att.)	0
Sal Nicolo	Rice	10/4/1952	109 (4 att.)	1



Joe Labruzzo had three 100-yard games in his career.

Joe Labruzzo	TCU	11/9/1963	109 (12 att.)	3
Kevin Faulk	Notre Dame	11/21/1998	108 (31 att.)	1
Billy Cannon	Kentucky	10/18/1958	108 (12 att.)	2
Earl Gros	Mississippi State	11/18/1961	108 (14 att.)	1
Terry Robiskie	Vanderbilt	10/9/1976	107 (17 att.)	1
Jabbo Stell	Loyola	10/30/1937	106 (11 att.)	1
Bill Schroll	Rice	9/27/1947	106 (10 att.)	1
Steve Rogers	Tulane	11/23/1974	106 (22 att.)	0
Domanick Davis	Ole Miss	11/11/2000	106 (25 att.)	2
Jerry Murphree	Florida	10/1/1977	105 (25 att.)	0
Jerry Marchand	Arkansas	11/21/1953	105 (21 att.)	0
Kevin Faulk	Notre Dame	11/15/1997	105 (26 att.)	1
Joe Labruzzo	Mississippi State	11/13/1965	105 (15 att.)	2
Howard Gajan	Kentucky	10/20/1979	104 (20 att.)	0
Jay Johnson	Ole Miss	10/30/1993	104 (15 att.)	2
Jimmy Taylor	Oklahoma A&M	11/10/1956	104 (12 att.)	1
Don Schwab	Tulane	11/21/1964	104 (20 att.)	0
Bill Montgomery	Georgia Tech	11/7/1945	103 (17 att.)	0
Rondell Mealey	Akron	9/27/1997	103 (15 att.)	1
Gene Knight	Miami	11/15/1946	103 (18 att.)	1
Kendall Cleveland	Arkansas	11/18/1995	102 (24 att.)	3
Zollie Toth	Ole Miss	10/29/1949	102 (18 att.)	2
O.K.Ferguson	Florida	10/15/1955	102 (24 att.)	0
Danny LeBlanc	Kentucky	10/19/1963	102 (23 att.)	2
Don Schwab	TCU	11/9/1963	102 (16 att.)	1
Don Schwab	Mississippi State	11/14/1964	102 (22 att.)	1
Jim Dousay	Mississippi State	11/18/1967	102 (19 att.)	1
Sulcer Harris	Louisiana Tech	9/20/1941	101 (9 att.)	2
Steve Van Buren	Georgia Tech	11/7/1943	101 (14 att.)	1
Herb Tyler	Ole Miss	10/18/1997	101 (17 att.)	1
Billy Baggett	Vanderbilt	11/11/1950	101 (19 att.)	0
Edward Campbell	North Carolina	11/11/1961	101 (10 att.)	1
Arthur Cantrelle	Wisconsin	9/25/1971	101 (11 att.)	0
Bill Montgomery	Georgia	10/22/1945	100 (11 att.)	1
Dalton Hilliard	Kentucky	10/16/1982	100 (24 att.)	0
Harvey Williams	Florida State	10/27/1990	100 (22 att.)	0
Vincent Gonzales	Texas Tech	10/16/1954	100 (18 att.)	0
Joe Labruzzo	Kentucky	10/16/1965	100 (14 att.)	0



Eddie Fuller had three 100-yard games in his career.

300+Yard Passing/100+ Yard Receiving Games



Rohan Davey is the only 500-yard passer in LSU history.

500-Yard Passing Games

NAME	OPPONENT	DATE	ATT.	COMP.	YARDS	TD
Rohan Davey	Alabama	11/3/2001	44	35	528	2

400-Yard Passing Games (*denotes bowl game)

NAME	OPPONENT	DATE	ATT.	COMP.	YARDS	TD
Rohan Davey	Illinois *	1/1/2002	53	31	444	3
Tommy Hodson	Tennessee	10/28/1989	49	31	438	4

300-Yard Passing Games


NAME	OPPONENT	DATE	ATT.	COMP.	YARDS	TD
Jesse Daigle	Mississippi State	11/16/1991	44	25	394	3
Rohan Davey	Kentucky	10/13/2001	38	27	383	2
Tommy Hodson	Ole Miss	11/4/1989	30	18	381	3
Jeff Wickersham	Mississippi State	11/12/1983	51	33	368	3
Rohan Davey	Arkansas	11/23/2001	33	19	359	3
Rohan Davey	Tennessee	9/29/2001	43	21	356	2
Jamie Howard	Rice	9/23/1995	23	15	356	4
Jeff Wickersham	Alabama	11/5/1983	37	22	344	3
Jamie Howard	Florida	10/7/1995	39	20	339	2
Chad Loup	Arkansas	11/27/1993	43	28	336	1
Rohan Davey	Midd. Tennessee	11/10/2001	37	26	318	2
Rohan Davey	Tennessee	9/30/2000	35	23	318	4
Jamie Howard	Southern Miss	11/12/1994	43	23	314	2
Alan Risher	Mississippi State	11/13/1982	34	25	308	2

200-Yard Receiving Games (*denotes bowl game)

NAME	OPPONENT	DATE	YARDS	TDS
Josh Reed	Alabama	11/3/2001	293 (19 rec.)	1
Todd Kinchen	Mississippi State	11/16/1991	248 (9 rec.)	1
Josh Reed	Illinois *	1/1/2002	239 (14 rec.)	2
Eric Martin	Alabama	11/5/1983	209 (8 rec.)	2
Wendell Davis	Ole Miss	11/1/1986	208 (9 rec.)	1
Devery Henderson	Kentucky	11/9/2002	201 (5 rec.)	3
Carlos Carson	Rice	11/24/1977	201 (5 rec.)	5
Shedrick Wilson	Rice	9/23/1995	201 (9 rec.)	3

100-Yard Receiving Games (*denotes bowl game)

NAME	OPPONENT	DATE	YARDS	TDS
Eddie Kennison	Utah State	10/2/1993	195 (6 rec.)	1
Josh Reed	Auburn	12/1/2001	186 (10 rec.)	1
Wendell Davis	North Carolina	10/25/1986	184 (9 rec.)	2
Josh Reed	Arkansas	11/23/2001	183 (7 rec.)	2
Josh Reed	Ole Miss	11/11/2000	173 (8 rec.)	0
Orlando McDaniel	Mississippi State	11/17/1979	172 (3 rec.)	1
Josh Reed	Auburn	9/16/2000	167 (8 rec.)	2
Andy Hamilton	Baylor	10/3/1970	165 (10 rec.)	1
Andy Hamilton	Iowa State *	12/18/1971	165 (6 rec.)	1
Andy Hamilton	Tulane	11/27/1971	161 (6 rec.)	2
Josh Reed	Kentucky	10/13/2001	160 (8 rec.)	0
Orlando McDaniel	Florida State	10/24/1981	155 (5 rec.)	1
Reggie Robinson	Arkansas	11/26/1999	154 (5 rec.)	2
Jerel Myers	Auburn	9/18/1999	153 (13 rec.)	0
Andy Hamilton	Notre Dame	11/20/1971	153 (7 rec.)	3
Abram Booty	Notre Dame	11/21/1998	153 (8 rec.)	2
Tommy Morel	Mississippi State	11/18/1967	152 (11 rec.)	3
Wendell Davis	Cal St. Fullerton	9/12/1987	151 (8 rec.)	1
Brett Bech	Ole Miss	10/29/1994	149 (6 rec.)	0
Andy Hamilton	Ole Miss	10/31/1971	148 (9 rec.)	1
Josh Reed	Mississippi State	10/20/2001	146 (10 rec.)	2
Andy Hamilton	Nebraska *	1/1/1971	146 (9 rec.)	0
Josh Reed	Tennessee	9/30/2000	146 (7 rec.)	3
Todd Kinchen	Miami (Ohio)	9/15/1990	145 (5 rec.)	0
Warren Virgets	Vanderbilt	11/11/1950	143 (4 rec.)	2
Eric Martin	Kentucky	10/15/1983	143 (7 rec.)	0



Jeff Wickersham had two 300-yard passing games in his LSU career.


200+Yard/100+Yard Receiving Games



Josh Reed went over 100 yards receiving 18 times in his career.

Josh Reed	Western Carolina	9/2/2000	137 (5 rec.)	1
Larry Foster	Kentucky	10/17/1998	137 (5 rec.)	2
Eric Martin	Washington	9/24/1983	137 (7 rec.)	1
Josh Reed	Tulane	9/1/2001	135 (6 rec.)	0
Carlos Carson	Georgia	10/14/1978	135 (5 rec.)	1
Brett Bech	Arkansas	11/27/1993	134 (9 rec.)	1
Tony Moss	Alabama	11/5/1988	133 (6 rec.)	3
Todd Kinchen	Texas A&M	9/29/1990	133 (5 rec.)	1
Wendell Davis	Ole Miss	10/31/1987	133 (6 rec.)	3
Wendell Davis	Texas A&M	9/13/1986	132 (9 rec.)	0
Wendell Davis	South Carolina *	12/31/1987	132 (9 rec.)	3
Dan Sandifer	Tulane	12/2/1944	129 (4 rec.)	0
Josh Reed	Alabama	11/4/2000	129 (8 rec.)	2
Andy Hamilton	Wisconsin	9/25/1971	129 (5 rec.)	1
Eddie Kennison	South Carolina	9/30/1995	129 (9 rec.)	0
Alvin Lee	Tennessee	9/17/1988	128 (10 rec.)	2
Tony Moss	Ole Miss	10/29/1988	128 (6 rec.)	2
Michael Clayton	Alabama	11/3/2001	126 (7 rec.)	0
Josh Reed	Tennessee	9/29/2001	125 (7 rec.)	1
Scott Ray	Florida	10/10/1992	125 (8 rec.)	0
Carlos Carson	Alabama	11/11/1978	125 (5 rec.)	1
Josh Reed	Utah State	9/8/2001	124 (5 rec.)	0
Eddie Kennison	Michigan State *	12/29/1995	124 (5 rec.)	1
Jerel Myers	Ole Miss	10/30/1999	124 (9 rec.)	1
Josh Reed	Florida	10/06/2001	123 (6 rec.)	0
Larry Foster	Texas-El Paso	9/6/1997	123 (7 rec.)	1
Wendell Davis	Georgia	10/10/1987	123 (11 rec.)	0
Eric Martin	Mississippi State	11/17/1984	123 (6 rec.)	1
Tony Moss	Ohio University	9/30/1989	123 (7 rec.)	4
Eric Martin	Florida State	11/20/1982	121 (3 rec.)	2
Wendell Davis	Notre Dame	11/22/1986	121 (7 rec.)	1
Josh Reed	Midd. Tennessee	11/10/2001	120 (9 rec.)	0
Michael Clayton	Illinois *	1/1/2002	120 (8 rec.)	0
Wendell Davis	Alabama	11/9/1985	119 (3 rec.)	1
Todd Kinchen	Florida State	10/26/1991	118 (7 rec.)	1
Jerel Myers	West Carolina	9/2/2000	117 (6 rec.)	2
Tony Moss	Florida State	9/16/1989	117 (6 rec.)	0
Sheddrick Wilson	Auburn	9/16/1995	117 (8 rec.)	0
Tony Moss	Ohio State	9/24/1988	117 (6 rec.)	1
Abram Booty	Arkansas State	9/12/1998	116 (7 rec.)	1
Abram Booty	Arkansas	11/28/1997	116 (10 rec.)	0
Tony Moss	Miami (Fla.)	11/19/1988	115 (7 rec.)	0
Jerel Myers	Houston	11/13/1999	114 (8 rec.)	0
Josh Reed	Mississippi State	10/21/2000	113 (10 rec.)	1
Eddie Kennison	Rice	9/23/1995	113 (4 rec.)	1
Eric Martin	Mississippi State	11/13/1982	112 (5 rec.)	1
Malcolm Scott	Florida State	10/24/1981	112 (8 rec.)	0
Tony Moss	Tulane	11/26/1988	112 (5 rec.)	1
Eric Martin	Florida	9/8/1984	111 (9 rec.)	0

Tommy Morel	Mississippi State	11/16/1968	111 (6 rec.)	0
Larry Foster	Auburn	9/19/1998	111 (10 rec.)	1
Tommy Morel	Mississippi State	11/16/1968	111 (6 rec.)	0
Tommy Morel	Ole Miss	11/2/1968	110 (6 rec.)	0
Lonny Myles	Kentucky	10/18/1969	110 (7 rec.)	2
Brett Bech	Arkansas	11/26/1994	110 (5 rec.)	1
Eric Martin	Kentucky	10/16/1982	109 (6 rec.)	1
Abner Wimberly	Ole Miss	10/30/1948	109 (2 rec.)	2
Todd Kinchen	Ole Miss	11/4/1989	108 (5 rec.)	0
Sheddrick Wilson	Florida	10/7/1995	108 97 rec.)	0
Eric Martin	Tennessee	10/9/1982	108 (6 rec.)	0
Wendell Davis	Georgia	10/11/1986	108 (8 rec.)	1
Alvin Lee	Ohio State	9/24/1988	108 (6 rec.)	1
Abram Booty	Idaho	9/26/1998	108 (7 rec.)	1
Lee Hedges	Pacific	9/30/1950	108 (3 rec.)	1
Eric Martin	Florida	10/1/1983	106 (5 rec.)	1
Michael Clayton	Kentucky	10/13/2001	105 (9 rec.)	2
Tony Moss	Mississippi State	11/18/1989	105 (3 rec.)	1
Carlos Carson	Rice	9/22/1979	105 (6 rec.)	0
Chris Hill	Southern Miss	11/12/1994	104 (5 rec.)	0
Herman Fontenot	Vanderbilt	10/13/1984	104 (6 rec.)	0
Brett Bech	Auburn	9/17/1994	104 (3 rec.)	1
Lonny Myles	Mississippi State	11/15/1969	103 (8 rec.)	1
Andy Hamilton	Mississippi State	11/14/1970	103 (2 rec.)	1
Gerald Keigley	Auburn	10/14/1972	103 (5 rec.)	3
Andy Hamilton	Texas A&M	9/19/1970	103 (4 rec.)	1
Todd Kinchen	Kentucky	10/20/1994	103 (4 rec.)	1
Tommy Morel	Tulane	11/23/1968	103 (10 rec.)	1
Tommy Morel	Florida State	12/30/1968	103 (6 rec.)	0
Rogie Magee	Ohio State	8/26/1987	103 (5 rec.)	1
Wendell Davis	Florida	10/3/1987	102 (8 rec.)	0
Eddie Fuller	Ole Miss	11/4/1989	102 (5 rec.)	2
Wendell Davis	Mississippi State	11/15/1986	102 (6 rec.)	0
Reggie Robinson	Miss.State	10/21/2000	102 (10 rec.)	0
Dilton Richmond	La.Normal	9/19/1942	101 (3 rec.)	2
Wendell Davis	Alabama	11/7/1987	101 (9 rec.)	0
Todd Kinchen	Alabama	11/9/1991	101 97 rec.)	1
Abram Booty	Florida	10/11/1997	101 (4 rec.)	0
Doug Moreau	Texas A&M	9/19/1964	101 (6 rec.)	0
Tony Moss	Tulane	11/25/1989	101 (5 rec.)	1
Ken Kavanaugh	Vanderbilt	10/28/1939	100 (5 rec.)	2
Todd Kinchen	Georgia	9/8/1990	100 (6 rec.)	1
Josh Reed	Houston	11/13/1999	100 (5 rec.)	0



Eddie Kennison had a career high 195 yards receiving against Utah State in 1993.