


Game One



LSU 58
Western Carolina 0

September 2, 2000
Tiger Stadium
Baton Rouge, La.
Attendance: 87,188

WHAT THEY SAID...

"I was very pleased and happy for our coaches and players that they were able to go out today and finally get some self-gratification for the way they performed and the plays that they made. I wanted the players to compete for 60 minutes, and I was pleased with the way they did that."

- LSU head coach Nick Saban

"Both Josh (Booty) and Rohan (Davey) went in, ran the offense, made good decisions and threw the ball accurately and gave our guys chances to make plays."

- LSU offensive coord. Jimbo Fisher

LSU RIPS WESTERN CAROLINA, 58-0, IN SABAN ERA OPENER

The Tiger offense sizzled, amassing 507 yards of offense in the opening 30 minutes while building a 37-0 lead before ultimately defeating Western Carolina, 58-0, before a LSU record 87,188 fans. Josh Booty threw for a career high 291 yards and a pair of touchdown passes, while Rohan Davey was a perfect 11-for-11 for 194 yards and three TD strikes as LSU amassed a school-record 485 yards passing. The Tigers wound up with 680 yards of total offense, the second highest total in LSU history and the most since 1977. Booty hit wide receiver Reggie Robinson over the middle for an 80-yard strike on the third play of the game and the Tigers never looked back. Jerel Myers caught six passes for 117 yards and a pair of touchdowns, while Josh Reed hauled in five balls for 137 yards.

WCU	0	0	0	0	- 0
LSU	20	17	14	7	- 58

LSU	14:02	1Q	Reggie Robinson 80 pass from Josh Booty (John Corbello kick)
LSU	4:24	1Q	LaBrandon Toefield 8 run (Corbello kick failed)
LSU	2:43	1Q	Jerel Myers 45 pass from Booty (Corbello kick)
LSU	11:03	2Q	Josh Reed 47 pass from R.Davey (Corbello kick)
LSU	7:12	2Q	Devery Henderson 32 run (Corbello kick)
LSU	0:00	2Q	Corbello 36 field goal
LSU	12:50	3Q	Myers 36 pass from Davey (Corbello kick)
LSU	4:24	3Q	Elice Parker 9 pass from Davey (Corbello kick)
LSU	4:48	4Q	Derron Parquet 3 run (Kris Kessler kick)

	LSU	WCU
FIRST DOWNS	25	11
RUSHING	11	5
PASSING	14	3
PENALTY	0	3
RUSHING ATTEMPTS	43	32
YARDS GAINED RUSHING	212	110
YARDS LOST RUSHING	17	14
NET YARDS RUSHING	195	96
NET YARDS PASSING	485	71
PASSES ATTEMPTED	28	22
PASSES COMPLETED	23	11
HAD INTERCEPTED	0	1
TOTAL OFFENSIVE PLAYS	71	54
TOTAL NET YARDS	680	167
AVERAGE GAIN PER PLAY	9.6	3.1
FUMBLES/LOST	0-0	1-1
PENALTIES/YARDS	12-107	1-5
INTERCEPTIONS/YARDS	1-0	0-0
PUNTS/YARDS	1-44	9-344
AVERAGE PER PUNT	44.0	38.2
PUNT RETURNS/YARDS	3-55	1-0
KICKOFF RETURNS/YARDS	1-18	8-156
POSSESSION TIME	30:40	29:20
THIRD-DOWN CONVERSIONS	9-of-12	3-of-13
SACKS BY	0-0	1-2

NOTES ON THE GAME:

- LSU won its fifth-straight season opener dating back to 1996. The 58 points in the game were the most for an LSU team since a 63-28 victory over Kentucky on Nov. 1, 1997. It was the most points scored in a season opener since beating S.D. Wesleyan 76-0 on Sept. 20, 1930.
- Nick Saban became the first LSU head coach to win his opening game since 1987 when Mike Archer led the Tigers to a 17-3 win over Texas A&M in College Station.
- Josh Booty's 80-yard TD pass to Reggie Robinson was the longest pass of his career, bettering his 58-yard pass against Georgia on Oct. 2, 1999. It was the longest reception of Robinson's career as well, beating a 67-yard scoring strike against Arkansas on Nov. 26, 1999.
- Josh Booty's 291 yards was a career high, bettering the 285 yards he threw for against Auburn on Sept. 18, 1999. It was the highest passing total since Jamie Howard threw for 356 yards against Rice in a 52-7 win on Sept. 23, 1995.
- Josh Reed, with 137 yards, and Jerel Meyers, with 117 yards, became the first duo to each have 100 yards since Todd Kinchen had 108 yards and Eddie Fuller had 102 yards receiving in a 35-30 Tiger win over Ole Miss on Nov. 4, 1989.
- LSU threw five touchdown passes (Booty 2, Davey 3), tying for second place in LSU history. The school record is seven in a 57-6 Tiger win over Ohio on Sept. 30, 1989.
- LSU set a school record by completing 82.1 percent of its passes on 23-for-28 passing.



Stephen Peterman (82) and the Tiger defense held Western Carolina to 167 yards and 11 first downs in the shutout victory.



Devery Henderson scored his first collegiate TD on a 32-yard run in the second quarter.

LSU

RUSHING **ATT.** **GAIN** **LOST** **NET** **TD** **LONG**

L. Toefield	11	51	0	51	1	9
Derron Parquet	11	49	0	49	1	13
D. Henderson	5	42	3	39	1	32
Elice Parker	3	24	0	24	0	17
Domanick Davis	5	26	5	21	0	11
Tommy Banks	4	17	5	12	0	8
Josh Booty	2	3	2	1	0	3
R.Angelette	1	0	0	0	0	0
Josh Reed	1	0	-2	-2	0	0

PASSING **ATT.** **COMP** **INT.** **YDS.** **TD** **LONG** **SACKS**

Josh Booty	15	12	0	291	2	80	1
Rohan Davey	11	11	0	194	3	47	0
Craig Nall	2	0	0	0	0	0	0

RECEIVING **NO.** **YDS.** **TD** **LONG**

Jerel Myers	6	117	2	45
Josh Reed	5	137	1	47
Reggie Robinson	2	85	1	80
Abram Booty	2	65	0	45
Robert Royal	2	32	0	21
Jack Hunt	2	20	0	10
Eric Edwards	1	19	0	19
Elice Parker	1	9	1	9
D. Henderson	1	4	0	4
L. Toefield	1	-3	0	0

PUNTING **NO.** **YDS.** **AVG.** **LONG**

Donnie Jones	1	44	44.0	44
--------------	---	----	------	----

FIELD GOALS **ATT.** **MADE** **LONG** **KICKS**

John Corbello	2	1	36	36 G,47 NG
---------------	---	---	----	------------

ALL RETURNS **PUNTS** **KICKOFFS** **INTERCEPTIONS**

	NO.	YDS	LP	NO.	YDS	LP	NO.	YDS	LP
Marcus Yanez	0	0	0	0	0	0	1	0	0
Domanick Davis	3	55	28	1	18	18	0	0	0

WESTERN CAROLINA

RUSHING **ATT.** **GAIN** **LOST** **NET** **TD** **LONG**

Donnie Bryant	3	28	1	27	0	24
Fred Boating	8	25	0	25	0	7
Tracy Biggs	6	23	2	21	0	8
David Rivers	5	16	0	16	0	5
Lee Williams	5	12	0	12	0	6

PASSING **ATT.** **COMP** **INT.** **YDS.** **TD** **LONG** **SACKS**

David Rivers	21	10	1	75	0	22	0
--------------	----	----	---	----	---	----	---

RECEIVING **NO.** **YDS.** **TD** **LONG**

Michael Banks	4	49	0	22
Tracy Biggs	3	16	0	9
Caesar Campana	2	8	0	5
Walter Gary	1	2	0	2
Donnie Bryant	1	-4	0	0

PUNTING **NO.** **YDS.** **AVG.** **LONG**

Tim Morgan	9	344	38.2	52
------------	---	-----	------	----

FIELD GOALS **ATT.** **MADE** **LONG**

None				
------	--	--	--	--

ALL RETURNS **PUNTS** **KICKOFFS** **INTERCEPTIONS**

	NO.	YDS	LP	NO.	YDS	LP	NO.	YDS	LP
Michael Banks	1	0	0	1	16	16	0	0	0
Jawan Clark	0	0	0	7	140	30	0	0	0

Game Two



LSU 28
Houston 13

September 9, 2000
Tiger Stadium
Baton Rouge, La.
Attendance: 82,469

WHAT THEY SAID...

"I knew I was going to get in. Once I got to the outside and saw the daylight, I was dead gone. I didn't look back. The ball just came my way and I went up and got it. I was doing a little nail biting before that, but coach Saban said the defense was going to have to pull it out."

– LSU's Damien James after his game-clinching 56-yard int. return

"He (Damien James) made a great play on the interception. Damien's been getting better and better all the time. He's really blossomed as a safety, a nickel safety for us. He plays the deep part of the field well for us. He has good ball judgment in terms of making plays on the ball."

– LSU head coach Nick Saban

WHAT THEY DID...

Damien James - Louisiana Defensive Player of the Week

JAMES' INTERCEPTIONS HELP TIGERS GET PAST HOUSTON

Damien James came up with a pair of interceptions late in the fourth quarter to help LSU to a 28-13 victory over Houston at Tiger Stadium. James intercepted a pass in the endzone with a little more than three minutes left in the contest. He also picked off another pass and returned it 56 yards for a touchdown with less than a minute left to seal the LSU win. After a scoreless first quarter the Tigers struck for 21 points in the second quarter as Josh Booty fired TD passes to Joe Domingeaux and Robert Royal, followed by a short TD run by LaBrandon Toefield. The Tigers appeared to have the game under control before a late charge by the Cougars. LSU won for the first time since 1997 when being out-gained by the opposition. Houston had 438 yards of total offense compared to 297 for the Tigers.

UH	0	0	0	13	13
LSU	0	21	0	7	-28
LSU	11:28	2Q	Joe Domingeaux	11 pass from Josh Booty	(John Corbello kick)
LSU	7:47	2Q	Robert Royal	30 pass from J. Booty	(Corbello kick)
LSU	5:47	2Q	LaBrandon Toefield	3 run	(Corbello kick)
UH	12:52	4Q	Middleton	17 pass from Jason McKinley	(Clark kick)
UH	9:55	4Q	Middleton	18 pass from McKinley	(kick failed)
LSU	0:25	4Q	Damien James	56 interception return	(Corbello kick)

	LSU	UH
FIRST DOWNS	15	22
RUSHING	5	2
PASSING	8	18
PENALTY	2	2
RUSHING ATTEMPTS	39	27
YARDS GAINED RUSHING	143	95
YARDS LOST RUSHING	23	11
NET YARDS RUSHING	120	84
NET YARDS PASSING	177	354
PASSES ATTEMPTED	26	54
PASSES COMPLETED	12	29
HAD INTERCEPTED	2	2
TOTAL OFFENSIVE PLAYS	65	81
TOTAL NET YARDS	297	438
AVERAGE GAIN PER PLAY	4.6	5.4
FUMBLES/LOST	3-2	1-1
PENALTIES/YARDS	6-53	7-63
INTERCEPTIONS/YARDS	2-56	2-19
PUNTS/YARDS	7-280	7-287
AVERAGE PER PUNT	40.0	41.0
PUNT RETURNS/YARDS	4-57	2-6
KICKOFF RETURNS/YARDS	3-87	5-93
POSSESSION TIME	30:56	29:04
THIRD-DOWN CONVERSIONS	5-of-14	6-of-19
SACKS BY	1-7	1-4

NOTES ON THE GAME:

- LSU wore purple jerseys for the first time since Nov. 12, 1994, when the Tigers lost to Southern Miss, 20-18, in Death Valley.
- With 177 yards passing, LSU junior quarterback Josh Booty moved into 10th place on the LSU career passing list with 2,298 career yards. Booty moved past Mike Hillman.
- LSU junior tight end Joe Domingeaux's 11-yard touchdown reception from Josh Booty was the second of his career, the first since his true freshman season in 1997 against Akron.
- The Tigers held opponents to seven consecutive scoreless quarters to start the season. That marks the best start in the modern era (dating back to the 1962 season) surpassing the 1998 start when the Tigers opened the season with a 27-0 victory over Texas A&M, then held Tennessee scoreless for the first two quarters of their match-up before winning 34-9 in Knoxville to total six scoreless quarters.
- It was the first time since the Vanderbilt game in 1997 that LSU totaled fewer yards than its opponent and still won the game. In '97, the Commodores gathered 248 total net yards, while the Tigers gained 230 total net yards.
- The fourth quarter interception in the Houston endzone by sophomore Damien James was the first of his collegiate career. His second interception, which occurred later that quarter, was his first to be returned for a touchdown. It was the first interception returned for a touchdown since Johnny Mitchell's 66-yard return against Alabama in 1999.



Josh Booty moved into 10th place on the all-time LSU passing list with 2,298 yards.



Linebacker Bradie James hauls down a Houston receiver for one of his nine tackles against the Cougars.

LSU

RUSHING	ATT.	GAIN	LOST	NET	TD	LONG
L. Toefield	23	91	11	80	1	22
Domanick Davis	10	40	5	35	0	10
Tommy Banks	2	12	0	12	0	9
Josh Booty	2	0	4	-4	0	0
Team	2	0	3	-3	0	0

PASSING	ATT.	COMP	INT.	YDS.	TD	LONG	SACKS
Josh Booty	26	12	2	177	2	30	1

RECEIVING	NO.	YDS.	TD	LONG
Robert Royal	4	44	1	30
Josh Reed	3	76	0	30
Jerel Myers	2	31	0	19
Joe Domingeaux	1	11	1	11
L. Toefield	1	9	0	9
Reggie Robinson	1	6	0	6

PUNTING	NO.	YDS.	AVG.	LONG	I20
Donnie Jones	7	280	40.0	59	5

FIELD GOALS	ATT.	MADE	LONG	KICKS
John Corbello	1	0	0	22 blocked

ALL RETURNS	PUNTS			KICKOFFS			INTERCEPTIONS		
	NO.	YDS	LP	NO.	YDS	LP	NO.	YDS	LP
Domanick Davis	4	57	25	3	87	48	0	0	0
Jerel Myers	0	0	0	2	39	30	0	0	0
Damien James	0	0	0	0	0	0	2	56	56

HOUSTON

RUSHING	ATT.	GAIN	LOST	NET	TD	LONG
Joffrey Reynolds	18	70	2	68	0	10
Leif Penn	6	20	0	20	0	7
Jason McKinley	3	5	-9	-4	0	5

PASSING	ATT.	COMP	INT.	YDS.	TD	LONG	SACKS
Jason McKinley	53	29	2	354	2	44	1
Team	1	0	0	0	0	0	0


RECEIVING	NO.	YDS.	TD	LONG
Brian Robinson	10	98	0	24
B. Middleton	8	175	2	44
KeyKowa Bell	4	50	0	24
Joffrey Reynolds	3	7	0	7
G.Thompson	1	12	0	12
Mark Hopkins	1	7	0	7
J. McCardell	1	5	0	5
Stephen Cucci	1	5	0	5

PUNTING	NO.	YDS.	AVG.	LONG	I20
Mike Clark	7	287	41.0	61	1

FIELD GOALS	ATT.	MADE	LONG
None			

ALL RETURNS	PUNTS			KICKOFFS			INTERCEPTIONS		
	NO.	YDS	LP	NO.	YDS	LP	NO.	YDS	LP
B.Middleton	0	0	0	2	48	30	0	0	0
Tommie Baldwin	0	0	0	1	11	11	0	0	0
Leif Penn	0	0	0	2	34	24	0	0	0
H.Robinson	0	0	0	0	0	0	1	19	19
McGruder	2	6	5	0	0	1	1	0	0

Game Three



#24 Auburn 34
LSU 17

September 16, 2000
Jordan-Hare Stadium
Auburn, Ala.
Attendance: 85,612

WHAT THEY SAID...

"The biggest problem was we couldn't control the line. We had too much pressure on our quarterback and didn't put enough on theirs."

"It (Tim Carters' 100-yard kickoff return) was a killer. We put together a nice drive to cut it to three. We had some momentum, but then that happens."

– LSU head coach Nick Saban

"He's a guy who is capable of big plays, and he made them today. I had been kind of disappointed in the first two games. There were a lot of drops."

-- LSU head coach Nick Saban on the play of wide receiver Josh Reed

LSU DROPS BATTLE OF TIGERS, 34-17

LSU gave 24th-ranked Auburn all it could handle for three quarters before eventually wearing down and falling, 34-17 on the plains. LSU jumped out to a 10-0 first-quarter lead after Josh Booty hit Josh Reed with a 75-yard scoring strike followed by a 22-yard field goal from John Corbello. Auburn rallied behind the physical running of Rudi Johnson, who carried the ball 36 times for 139 yards, and the pin-point passing of Ben Leard, who finished 21-for-30 for 225 yards and a pair of TD passes. With a 13-point second quarter, Auburn carried a 13-10 lead at the half. After Auburn increased the lead to 20-10, LSU rallied with a 45-yard strike from Booty to Reed to cut the lead to three, but a 100-yard touchdown return by Tim Carter on the ensuing kickoff was the back-breaker for LSU. Johnson closed out the scoring with a 2-yard run with three seconds remaining.

LSU	10	0	7	0	-17
AUBURN	0	13	14	7	-34

LSU	5:35	1Q	Josh Reed 75 pass from Josh Booty (John Corbello kick)
LSU	1:15	1Q	Corbello 22 field goal
AU	13:09	2Q	Damon Duval 42 field goal
AU	3:18	2Q	Robert Johnson 20 pass from Ben Leard (Duval kick)
AU	0:32	2Q	Duval 32 field goal
AU	10:03	3Q	Clifton Robinson 19 pass from Leard (Duval kick)
LSU	6:45	3Q	Reed 45 pass from J. Booty (Corbello kick)
AU	6:23	3Q	Tim Carter 100 kickoff return (Duval kick)
AU	0:03	4Q	Rudi Johnson 2 run (Duval kick)

	LSU	AU
FIRST DOWNS	12	22
RUSHING	5	12
PASSING	5	9
PENALTY	2	1
RUSHING ATTEMPTS	26	48
YARDS GAINED RUSHING	95	214
YARDS LOST RUSHING	12	18
NET YARDS RUSHING	83	196
NET YARDS PASSING	214	225
PASSES ATTEMPTED	30	30
PASSES COMPLETED	13	21
HAD INTERCEPTED	1	0
TOTAL OFFENSIVE PLAYS	56	78
TOTAL NET YARDS	297	421
AVERAGE GAIN PER PLAY	5.3	5.4
FUMBLES/LOST	1-0	2-1
PENALTIES/YARDS	4-34	5-45
INTERCEPTIONS/YARDS	0-0	1-0
PUNTS/YARDS	6-220	4-156
AVERAGE PER PUNT	36.7	39.0
PUNT RETURNS/YARDS	0-0	3-17
KICKOFF RETURNS/YARDS	2-34	3-139
POSSESSION TIME	26:09	33:51
THIRD-DOWN CONVERSIONS	4-of-14	6-of-16
SACKS BY	0-0	1-6

NOTES ON THE GAME:

- Josh Reed recorded his second 100-yard receiving game of the season and the third of his career. Reed has only been used as a receiver for six games in his career and has broken the 100-yard barrier in half of those games.
- Reggie Robinson's 9-yard reception in the first quarter extended his streak of consecutive games with a catch to 20, the longest current streak of any LSU player.
- Rohan Davey misfired on his first attempt, snapping his streak of consecutive completions at 17. The 17 consecutive passes is an LSU record and tied for the third-longest streak in SEC history. Davey's streak began in the 1999 season finale against Arkansas when he hit his final six passes and was extended to 17 with an 11-for-11 showing in the season opener against Western Carolina.
- Josh Booty's 75-yard strike to Josh Reed gave the Tigers two passing plays of over 75 yards in one season for the first time since 1994 (Jamie Howard to Brett Bech, 76 and 81 yard passes). Booty hit Reggie Robinson with an 80-yard TD pass in the season opener against Western Carolina.
- With his 45-yard TD pass to Reed, Booty had at least two TD passes in LSU's first three games of the 2000 season.



Josh Reed's 75-yard TD reception from Josh Booty gave LSU a 7-0 lead.



Trev Faulk's first quarter fumble recovery helped LSU build an early 10-0 lead.

LSU

RUSHING						
	ATT.	GAIN	LOST	NET	TD	LONG
L. Toefield	15	52	3	49	0	16
Domanick Davis	7	33	3	30	0	14
Rohan Davey	1	3	0	3	0	3
Josh Booty	3	7	6	1	0	7

PASSING							
	ATT.	COMP	INT.	YDS.	TD	LONG	SACKS
Josh Booty	29	13	1	214	2	75	1
Rohan Davey	1	0	0	0	0	0	0

RECEIVING				
	NO.	YDS.	TD	LONG
Josh Reed	8	167	2	75
Reggie Robinson	2	21	0	12
Robert Royal	1	10	0	10
D. Henderson	1	8	0	8
Jerel Myers	1	8	0	8

PUNTING					
	NO.	YDS.	AVG.	LONG	I20
Donnie Jones	6	220	36.7	48	0

FIELD GOALS				
	ATT.	MADE	LONG	KICKS
John Corbello	2	1	22	made 22, missed 51

PUNTS			KICKOFFS			INTERCEPTIONS			
ALL RETURNS	NO.	YDS	LP	NO.	YDS	LP	NO.	YDS	LP
Domanick Davis	0	0	0	2	34	19	0	0	0

AUBURN

RUSHING						
	ATT.	GAIN	LOST	NET	TD	LONG
Rudi Johnson	36	150	11	139	1	23
Tim Carter	3	37	0	37	0	25
Casinious Moore	3	10	1	9	0	5
C. Robinson	1	8	0	8	0	8
Heath Evans	2	7	0	7	0	6
Ben Leard	3	2	6	-4	0	2

PASSING							
	ATT.	COMP	INT.	YDS.	TD	LONG	SACKS
Ben Leard	30	21	0	225	2	26	0


RECEIVING				
	NO.	YDS.	TD	LONG
Ronney Daniels	6	62	0	24
C. Robinson	3	46	1	26
Reggie Worthy	3	39	0	20
Marcel Willis	3	26	0	14
Tim Carter	2	5	0	9
Robert Johnson	1	20	1	20
Deandre Green	1	20	0	20
Heath Evans	1	4	0	4
Jeris McIntrye	1	3	0	3

PUNTING					
	NO.	YDS.	AVG.	LONG	I20
Damon Duval	4	156	39.0	48	1

FIELD GOALS			
	ATT.	MADE	LONG
Damon Duval	2	2	42

PUNTS			KICKOFFS			INTERCEPTIONS			
ALL RETURNS	NO.	YDS	LP	NO.	YDS	LP	NO.	YDS	LP
C. Robinson	3	17	11	0	0	0	0	0	0
Tim Carter	0	0	0	3	139	100	0	0	0
Rodney Crayton	0	0	0	0	0	0	1	0	0

Game Four



UAB 13
LSU 10

September 23, 2000
Tiger Stadium
Baton Rouge, La.
Attendance: 85,339

WHAT THEY SAID...

"We squandered too many opportunities. And when you squander that many opportunities you let a team think they can win."

"Every negative has a silver lining you can learn from. The biggest thing we did was we shot ourselves in the foot too many times."

– LSU head coach Nick Saban

"There's no doubt we could move the ball on this team. We moved the ball up and down the field, but we couldn't get it in the end zone. And it seems like every time we get a nice run, the play gets called back because of a penalty."

-- LSU center Louis Williams

TIGERS FALL TO UAB ON LAST-SECOND FIELD GOAL, 13-10

UAB's Rhett Gallego kicked a 32-yard field goal as time expired to lift the Blazers to an unlikely 13-10 win over LSU in Tiger Stadium. Gallego's field goal came just seconds after UAB's Chris Brown intercepted a Josh Booty pass and returned it 25 yards to the LSU 17-yard line with 25 seconds left in the contest. UAB defeated the Tigers despite picking up just 178 yards of total offense, which included only 57 yards of offense in the second half. UAB led 10-0 at halftime before the Tigers managed to tie the game at 10-10 on a 35-yard field goal by John Corbello with 10:33 left in the contest. The two teams traded possessions before UAB kicked the game winner as time expired. Domanick Davis led the Tigers with 226 all-purpose yards and LSU's only touchdown of the evening, a one-yard run at the 3:04 mark in the third quarter. Linebacker Trev Faulk led the LSU defense with 13 tackles.

UAB	3	7	0	3	-13
LSU	0	0	7	3	-10

UAB	5:00	1Q	Rhett Gallego 29 field goal
UAB	7:14	2Q	Leron Little 24 pass from Daniel Dixon (Gallego kick)
LSU	3:04	3Q	Domanick Davis 1 run (John Corbello kick)
LSU	10:33	4Q	Corbello 35 field goal
UAB	0:00	4Q	Gallego 32 field goal

	UAB	LSU
FIRST DOWNS	10	14
RUSHING	6	7
PASSING	2	5
PENALTY	2	2
RUSHING ATTEMPTS	38	36
YARDS GAINED RUSHING	123	129
YARDS LOST RUSHING	10	22
NETYARDS RUSHING	113	107
NETYARDS PASSING	65	156
PASSES ATTEMPTED	22	38
PASSES COMPLETED	8	15
HAD INTERCEPTED	1	4
TOTAL OFFENSIVE PLAYS	60	74
TOTAL NETYARDS	178	263
AVERAGE GAIN PER PLAY	3.0	3.6
FUMBLES/LOST	4-2	5-2
PENALTIES/YARDS	3-35	13-113
INTERCEPTIONS/YARDS	4-36	1-0
PUNTS/YARDS	10-409	7-329
AVERAGE PER PUNT	40.9	47.0
PUNT RETURNS/YARDS	3-31	6-98
KICKOFF RETURNS/YARDS	1-15	3-76
POSSESSION TIME	28:20	31:40
THIRD-DOWN CONVERSIONS	2-of-14	4-of-18
SACKS BY	1-8	0-0

NOTES ON THE GAME:

- This was LSU's first loss on homecoming to a non-conference opponent since a 38-14 defeat at the hands of Florida State on Oct. 24, 1981. The Tigers were 9-0 since then on homecoming against non-conference foes, including the last five.
- LSU lost on a field goal on the last play of the game in Tiger Stadium for the third time since 1989. The other two were a 16-13 loss to Florida on Oct. 7, 1989 and a 39-36 loss to Kentucky on Oct. 17, 1998.
- For the first time since a 22-16 loss to Alabama on Nov. 7, 1998, LSU out gained an opponent and lost. In that game, LSU had 486 yards to only 369. Against UAB, the Tigers had 263 yards to only 178 for the Blazers.
- Domanick Davis had a career-high 226 all-purpose yards (153 returning, 32 rushing, 41 receiving) in the game, bettering the 179 he racked up in the 28-13 win over Houston on Sept. 9. It was the most since Kevin Faulk had 249 all-purpose yards (201 rushing, 10 receiving, 38 returning) in LSU's 22-16 loss to Alabama on Nov. 7, 1998.
- Donnie Jones had a career-long punt of 69 yards in the fourth quarter. The punt was the longest for LSU since Matt DeFrank booted one 69 yards in the Tigers' 34-9 win over Kentucky on Oct. 17, 1987.
- With 329 yards punting (on seven punts for a 47.0 average), Donnie Jones set a career high. It was the most yards punting for an LSU player since Chad Kessler had 400 yards (on eight punts for a 50.0 average) in the Tigers' 31-28 loss to Auburn on Sept. 20, 1997.



The Tiger linebacker tandem of Trev Faulk and Bradie James (11) forced two Blazer fumbles and one interception.

Norman LeJeune and the LSU defense held the Blazers to 178 yards of total offense.

LSU

RUSHING	ATT.	GAIN	LOST	NET	TD	LONG
L. Toefield	19	89	13	76	0	17
Domanick Davis	10	32	0	32	1	12
Josh Booty	5	8	8	0	0	4
Tommy Banks	2	0	1	-1	0	0

PASSING	ATT.	COMP	INT.	YDS.	TD	LONG	SACKS
Josh Booty	38	15	4	156	0	23	1

RECEIVING	NO.	YDS.	TD	LONG
Josh Reed	4	53	0	17
Jerel Myers	4	25	0	8
Domanick Davis	3	41	0	23
Tommy Banks	1	16	0	16
Reggie Robinson	1	9	0	9
Robert Royal	1	9	0	9
L. Toefield	1	3	0	3

PUNTING	NO.	YDS.	AVG.	LONG	I20
Donnie Jones	7	329	47.0	69	1

FIELD GOALS	ATT.	MADE	LONG	KICKS
John Corbello	2	1	35	made 35, missed 44

ALL RETURNS	PUNTS			KICKOFFS			INTERCEPTIONS		
	NO.	YDS	LP	NO.	YDS	LP	NO.	YDS	LP
Domanick Davis	6	98	28	2	55	29	0	0	0
Jerel Myers	0	0	0	1	21	21	0	0	0
Ryan Clark	0	0	0	0	0	0	1	0	0

UAB

RUSHING	ATT.	GAIN	LOST	NET	TD	LONG
Jegil Dugger	21	78	6	72	0	10
Thomas Cox	4	12	0	12	0	5
Percy Coleman	2	9	0	9	0	5
Daniel Dixon	5	9	3	6	0	5
Cory Conley	2	5	0	5	0	3
Cedric Thatch	2	6	1	5	0	6
Carl Fair	2	4	0	4	0	3

PASSING	ATT.	COMP	INT.	YDS.	TD	LONG	SACKS
Daniel Dixon	17	8	1	65	1	24	0
Thomas Cox	5	0	0	0	0	0	0


RECEIVING	NO.	YDS.	TD	LONG
Leron Little	2	31	1	24
Percy Coleman	2	15	0	8
Jegil Dugger	2	7	0	5
Royd Williams	1	6	0	6
Undrae Crosby	1	6	0	6

PUNTING	NO.	YDS.	AVG.	LONG	I20
Ross Stewart	10	409	40.9	55	4

FIELD GOALS	ATT.	MADE	LONG
Rhett Gallego	2	2	32

ALL RETURNS	PUNTS			KICKOFFS			INTERCEPTIONS		
	NO.	YDS	LP	NO.	YDS	LP	NO.	YDS	LP
Percy Coleman	3	31	15	0	0	0	0	0	0
Chris Brown	0	0	0	0	0	0	1	25	25
Adr. Singleton	0	0	0	0	0	0	2	11	11
Avery Warner	0	0	0	0	0	0	1	0	0
Mario Stanley	0	0	0	1	15	15	0	0	0

Game Five



LSU 38
#11 Tennessee 31

Overtime

September 30, 2000
 Tiger Stadium
 Baton Rouge, La.
 Attendance: 91,682

WHAT THEY SAID...

"I always tell them to play hard for a full 60 minutes. But I guess we had to play for a little more today. And they did it."

- LSU head coach Nick Saban

"I do remember it being just as loud, just as wild. In all the years I played football (21 years total) this still ranks up there at the top as far as the noise and enthusiasm of the crowd."

- NFL Hall of Famer Anthony Munoz, who was on hand to watch his son Mike play for Tennessee.

WHAT THEY DID...

Rohan Davey - Offensive SEC Player of the Week, the Louisiana Offensive Player of the Week and the National Player of the Week (CNNSI.com, Rivals.com and USA Today).

Ryan Clark - Louisiana Defensive Player of the Week

DAVEY'S FOUR TD PASSES LEAD TIGERS PAST VOLS IN OT

Rohan Davey delivered one of the more memorable performances in recent Tiger history, capping a 318-yard, 4 TD performance with a 25-yard strike to Robert Royal on the first play of overtime to lead LSU past Tennessee 38-31. Damien James broke up a fourth down pass by A.J. Suggs in the end zone to secure the victory. Davey threw a pair of first half TD passes to Josh Reed, while LaBrandon Toefield came up with a career-best 74-yard run to help the Tigers grab a commanding 24-6 lead at the half. Tennessee mounted a furious comeback, rallying for 16 fourth quarter points to knot the game at 31 with 1:30 to go. After LSU had a 46-yard field goal attempt blocked as regulation expired, Davey calmly led the Tigers to the deciding touchdown. Reed finished with 146 yards and three touchdowns, while Toefield had his first career 100-yard rushing game, piling up 120 yards.

UT	3	3	9	16	0	-31
LSU	3	21	0	7	7	-38

LSU	12:37	1Q	John Corbello 47 field goal
UT	4:32	1Q	Alex Walls 47 field goal
LSU	13:02	2Q	Josh Reed 16 pass from Rohan Davey (Corbello kick)
LSU	11:34	2Q	LaBrandon Toefield 74 run (Corbello kick)
UT	7:15	2Q	Walls 36 field goal
LSU	5:48	2Q	Reed 31 pass from Davey (Corbello kick)
UT	10:02	3Q	John Finlayson 7 pass from A.J. Suggs (Walls kick)
UT	5:01	3Q	Walls 46 field goal
LSU	13:43	4Q	Reed 53 pass from Davey (Corbello kick)
UT	9:08	4Q	W. Bartholomew 16 pass from Suggs (Don.Stallworth pass from Suggs)
UT	1:30	4Q	Cedrick Wilson 16 pass from Suggs (Eric Parker pass from Suggs)
LSU		OT	Robert Royal 25 pass from Davey (Corbello kick)

	UT	LSU
FIRST DOWNS	25	19
RUSHING	7	5
PASSING	16	14
PENALTY	2	0
RUSHING ATTEMPTS	27	29
YARDS GAINED RUSHING	105	173
YARDS LOST RUSHING	19	31
NET YARDS RUSHING	86	142
NET YARDS PASSING	319	318
PASSES ATTEMPTED	62	35
PASSES COMPLETED	37	23
HAD INTERCEPTED	1	0
TOTAL OFFENSIVE PLAYS	89	64
TOTAL NET YARDS	405	460
AVERAGE GAIN PER PLAY	4.6	7.2
FUMBLES/LOST	1-0	3-1
PENALTIES/YARDS	3-21	9-86
INTERCEPTIONS/YARDS	0-0	1-0
PUNTS/YARDS	5-221	6-237
AVERAGE PER PUNT	44.2	39.5
PUNT RETURNS/YARDS	5-26	4-34
KICKOFF RETURNS/YARDS	6-93	5-81
POSSESSION TIME	33:04	26:56
THIRD-DOWN CONVERSIONS	11-of-22	6-of-14
SACKS BY	2-15	3-19

NOTES ON THE GAME:

- Rohan Davey threw for four TDs, the most by a Tiger QB since Herb Tyler threw four against Kentucky in 1997.
- Reed caught three TD passes in the game, making him the first Tiger to have three TD catches since Shedrick Wilson against Rice in 1995.
- LaBrandon Toefield's 120-yard effort was the first time a Tiger rushed for over 100 yards since Rondell Mealey rushed for 118 yards against North Texas in 1999. It was the first 100-yard game against an SEC opponent since Kevin Faulk rushed for 201 yards against Alabama in 1998.
- This was LSU's first win over Tennessee since a 34-9 win at Knoxville in 1988, and the first in Tiger Stadium since a 20-10 win in 1974. LSU is now 3-7-2 all-time against the Vols in Death Valley and 4-18-3 all-time against Tennessee.
- LSU broke a six-game losing streak against SEC East foes, dating back to a 1997 win at Kentucky.



Muskingum Barnes had a sack along with six tackles.



Bradie James led the LSU defense with 17 tackles.

LSU

RUSHING						
	ATT.	GAIN	LOST	NET	TD	LONG
L. Toefield	15	122	2	120	1	74
Rohan Davey	3	32	15	17	0	32
Domanick Davis	10	19	3	16	0	8

PASSING							
	ATT.	COMP	INT.	YDS.	TD	LONG	SACKS
Rohan Davey	35	23	0	318	4	53	2

RECEIVING				
	NO.	YDS.	TD	LONG
Josh Reed	7	146	3	53
Reggie Robinson	5	42	0	16
Domanick Davis	4	22	0	7
Robert Royal	3	54	1	25
Jerel Myers	3	37	0	19
Eric Edwards	1	17	0	17

PUNTING					
	NO.	YDS.	AVG.	LONG	I20
Donnie Jones	6	237	39.5	50	0

FIELD GOALS				
	ATT.	MADE	LONG	KICKS
John Corbello	2	1	47	47 good, 46 blocked

ALL RETURNS	PUNTS			KICKOFFS			INTERCEPTIONS		
	NO.	YDS	LP	NO.	YDS	LP	NO.	YDS	LP
Domanick Davis	4	34	10	3	50	20	0	0	0
Jerel Myers	0	0	0	1	27	27	0	0	0
Ryan Clark	0	0	0	0	0	0	1	0	0
Joe Domingaux	0	0	0	1	4	4	0	0	0

TENNESSEE

RUSHING						
	ATT.	GAIN	LOST	NET	TD	LONG
Travis Henry	20	89	0	89	0	13
A.J. Suggs	7	16	19	-3	0	9

PASSING							
	ATT.	COMP	INT.	YDS.	TD	LONG	SACKS
A.J. Suggs	59	37	0	319	3	49	3
Casey Clausen	2	0	0	0	0	0	0
Cedrick Wilson	1	0	1	0	0	0	0

RECEIVING				
	NO.	YDS.	TD	LONG
David Martin	12	73	0	16
Cedrick Wilson	8	66	1	16
Don. Stallworth	4	81	0	49
Eric Parker	4	40	0	16
Leonard Scott	3	7	0	5
Travis Henry	1	16	0	16
W. Bartholomew	1	16	1	16
Travis Stephens	1	8	0	8
John Finlayson	1	7	1	7
Bobby Graham	1	5	0	5

PUNTING					
	NO.	YDS.	AVG.	LONG	I20
David Leaverton	5	221	44.5	51	1

FIELD GOALS			
	ATT.	MADE	LONG
Alex Walls	3	3	47

ALL RETURNS	PUNTS			KICKOFFS			INTERCEPTIONS		
	NO.	YDS	LP	NO.	YDS	LP	NO.	YDS	LP
Eric Parker	5	26	17	0	0	0	0	0	0
Leonard Scott	0	0	0	5	73	25	0	0	0
Erick Locke	0	0	0	1	20	20	0	0	0

Game Six



#9 Florida 41
LSU 9

October 7, 2000
Ben Hill Griffin Stadium
Gainesville, Fla.
Attendane: 85,365

WHAT THEY SAID...

"We had too many guys out there that had that look, I call it the brook trout look. You know what the brook trout look is? When you catch a fish and look at it and you get just this blank stare. Well, we had the blank stares out there today."

– LSU head coach Nick Saban

"I couldn't apply any pressure; the pain was going up my leg, and I didn't want to hurt my team any more than I already had."

-- LSU quarterback Rohan Davey on being taken out in the second half due to an injured ankle

TIGER MISCUES LEAD TO 41-9 LOSS AT FLORIDA

The Tigers turned the ball over four times and got none in return en route to a 41-9 loss at Florida. Gator quarterback Rex Grossman completed 18-of-28 passes for 276 yards and 3 TDs passes, all to Jabar Gaffney, while Robert Gillespie came up with 120 yards rushing on 19 carries to pace Florida. Grossman hit Gaffney with a pair of first half TDs to help the Gators to a 17-3 lead. The two hooked up for the third time less than five minutes into the third quarter on a 59-yard strike to extend the lead to 24-3. The Tigers cut the lead to 27-9 on a 5-yard TD pass from Josh Booty to Robert Royal before Florida added two late touchdowns for the final margin of victory.

LSU	0	3	0	6	-9
FLORIDA	7	10	10	14	-41
UF	0:54	1Q	Jabar Gaffney 26 pass from Rex Grossman (Jeff Chandler kick)		
LSU	10:19	2Q	John Corbello 40 field goal		
UF	4:03	2Q	Chandler 28 field goal		
UF	0:29	2Q	Gaffney 9 pass from Grossman (Chandler kick)		
UF	10:32	3Q	Gaffney 59 pass from Grossman (Chandler kick)		
UF	3:20	3Q	Chandler 44 field goal		
LSU	14:43	4Q	Robert Royal 5 pass from Josh Booty (pass failed)		
UF	11:17	4Q	Earnest Graham 2 run (Chandler kick)		
UF	3:54	4Q	Earnest Graham 5 run (Chandler kick)		

	LSU	UF
FIRST DOWNS	17	22
RUSHING	7	10
PASSING	10	12
PENALTY	0	0
RUSHING ATTEMPTS	29	34
YARDS GAINED RUSHING	102	186
YARDS LOST RUSHING	10	11
NET YARDS RUSHING	92	175
NET YARDS PASSING	249	298
PASSES ATTEMPTED	38	32
PASSES COMPLETED	19	21
HAD INTERCEPTED	4	0
TOTAL OFFENSIVE PLAYS	67	66
TOTAL NET YARDS	341	473
AVERAGE GAIN PER PLAY	5.1	7.2
FUMBLES/LOST	0-0	1-0
PENALTIES/YARDS	5-54	5-40
INTERCEPTIONS/YARDS	0-0	4-94
PUNTS/YARDS	5-203	4-179
AVERAGE PER PUNT	40.6	44.8
PUNT RETURNS/YARDS	2-36	2-22
KICKOFF RETURNS/YARDS	4-94	2-37
POSSESSION TIME	32:24	27:36
THIRD-DOWN CONVERSIONS	6-of-14	7-of-13
SACKS BY	2-11	1-1

NOTES ON THE GAME:

- Domanick Davis' 31-yard punt return was the longest of his career (early third quarter). It was the longest punt return by a Tiger since Larry Foster returned one 50 yards for a TD against Idaho in 1998.
- The interception of Rohan Davey on LSU's opening play of the third quarter was first in 71 attempts.
- The Josh Booty to Domanick Davis pass and run which covered 54 yards was the Tigers' seventh this season of 45 yards or more and was the longest catch for Davis this season.
- For Robert Royal it was his third touchdown of the year, tying the most for a Tiger tight end since Kyle Kippis in 1998.



Robert Davis and Damien James join forces to tackle Earnest Graham.



Brad Smalling and the offensive line gave up one quarterback sack.

LSU

RUSHING						
	ATT.	GAIN	LOST	NET	TD	LONG
L. Toefield	13	42	1	41	0	15
Rohan Davey	4	30	1	29	0	14
D. Henderson	3	15	0	15	0	8
Domanick Davis	7	14	8	6	0	10
Josh Booty	1	1	0	1	0	1

PASSING						
	ATT.	COMP	INT.	YDS.	TD	SACKS
Rohan Davey	12	4	1	65	0	1
Josh Booty	24	15	3	184	1	0

RECEIVING				
	NO.	YDS.	TD	LONG
Josh Reed	4	50	0	26
Reggie Robinson	4	49	0	19
Robert Royal	3	33	1	16
Jerel Myers	3	23	0	9
Domanick Davis	2	57	0	54
Tommy Banks	2	31	0	17
L. Toefield	1	6	0	6

PUNTING					
	NO.	YDS.	AVG.	LONG	I20
Donnie Jones	5	203	40.6	47	1

FIELD GOALS				
	ATT.	MADE	LONG	KICKS
John Corbello	1	1	40	made 40

PUNTS			KICKOFFS			INTERCEPTIONS			
ALL RETURNS	NO.	YDS	LP	NO.	YDS	LP	NO.	YDS	LP
Domanick Davis	2	36	30	4	94	27	0	0	0

FLORIDA

RUSHING						
	ATT.	GAIN	LOST	NET	TD	LONG
R. Gillespie	19	120	0	120	3	37
Earnest Graham	6	46	0	46	2	17
Ran Carthon	4	12	0	12	0	6
Rex Grossman	5	8	11	-3	0	3

PASSING						
	ATT.	COMP	INT.	YDS.	TD	SACKS
Rex Grossman	28	18	0	276	3	59
Jesse Palmer	3	3	0	22	0	15
Earnest Graham	1	0	0	0	0	0

RECEIVING				
	NO.	YDS.	TD	LONG
Jabar Gaffney	8	128	3	59
R. Gillespie	3	32	0	22
Taylor Jacobs	2	42	0	33
Reche Caldwell	2	26	0	16
B. Haugabrook	2	24	0	13
Earnest Graham	2	7	0	6
Kelvin Kight	1	24	0	24
Matt Jackson	1	15	0	15

PUNTING					
	NO.	YDS.	AVG.	LONG	I20
Alan Rhine	4	179	44.8	50	1

FIELD GOALS			
	ATT.	MADE	LONG
Jeff Chandler	2	2	44

PUNTS			KICKOFFS			INTERCEPTIONS			
ALL RETURNS	NO.	YDS	LP	NO.	YDS	LP	NO.	YDS	LP
R. Gillespie	0	0	0	2	37	20	0	0	0
Mike Nattiel	0	0	0	0	0	0	2	28	28
B. Alexander	0	0	0	0	0	0	1	56	56
Keiwan Ratliff	2	22	17	0	0	0	0	0	0
R. Cromartie	0	0	0	0	0	0	1	10	10