

## 2005 LSU Football Results

Overall Record: 10-2 SEC Record: 7-1

DATE	OPPONENT	RESULT	ATTENDANCE
Sept. 10	at #15 Arizona State (ESPN)	W, 35-31	63,210
Sept. 26	* #10/11 Tennessee (ESPN2)	L, 30-27 OT	91,986
Oct. 1	* at Miss. State (TigerVision)	W, 37-7	48,344
Oct. 8	* at Vanderbilt (ESPN2)	W, 34-6	37,309
Oct. 15	* #11/13 Florida (CBS)	W, 21-17	92,402
Oct. 22	* #15/16 Auburn (ESPN)	W, 20-17 OT	92,664
Oct. 29	North Texas (TigerVision)	W, 56-3	88,887
Nov. 5	Appalachian State (HC)	W, 24-0	91,414
Nov. 12	* at #3/4 Alabama (CBS)	W, 16-13 OT	81,018
Nov. 19	* at Ole Miss (ESPN2)	W, 40-7	59,543
Nov. 25	* Arkansas (CBS)	W, 19-17	92,127
<b>SEC CHAMPIONSHIP GAME</b>			
Dec. 3	vs. #13 Georgia (CBS)	L, 34-14	73,717

## Team Statistics

	LSU	OPP				
<b>SCORING</b>	343	182				
Points Per Game	28.6	15.2				
<b>FIRST DOWNS</b>	229	188				
Rushing	100	62				
Passing	112	96				
Penalty	17	29				
<b>RUSHING YARDAGE</b>	1679	1137				
Yards gained rushing	2045	1559				
Yards lost rushing	366	422				
Rushing Attempts	453	379				
Average Per Rush	3.7	3.0				
Average Per Game	139.9	94.8				
TDs Rushing	19	8				
<b>PASSING YARDAGE</b>	2716	2179				
Att-Comp-Int	338-203-10	408-194-9				
Average Per Pass	8.0	5.3				
Average Per Catch	13.4	11.2				
Average Per Game	226.3	181.6				
TDs Passing	20	12				
<b>TOTAL OFFENSE</b>	4395	3316				
Total Plays	791	787				
Average Per Play	5.6	4.2				
Average Per Game	366.2	276.3				
<b>KICK RETURNS: #-YARDS</b>	24-409	40-721				
<b>PUNT RETURNS: #-YARDS</b>	25-364	14-80				
<b>INT RETURNS: #-YARDS</b>	9-109	10-95				
<b>KICK RETURN AVERAGE</b>	17.0	18.0				
<b>PUNT RETURN AVERAGE</b>	14.6	5.7				
<b>INT RETURN AVERAGE</b>	12.1	9.5				
<b>FUMBLES-LOST</b>	19-13	21-4				
<b>PENALTIES-YARDS</b>	100-857	80-570				
Average Per Game	71.4	47.5				
<b>PUNTS-YARDS</b>	62-2534	82-3261				
Average Per Punt	40.9	39.8				
Net punt average	38.9	34.8				
<b>TIME OF POSSESSION/GAME</b>	30:54	29:06				
<b>3RD-DOWN CONVERSIONS</b>	57/152	54/183				
3rd-Down Pct.	38%	30%				
<b>4TH-DOWN CONVERSIONS</b>	7/9	7/16				
4th-Down Pct.	78%	44%				
<b>SACKS BY-YARDS</b>	34-256	24-243				
<b>MISC YARDS</b>	22	22				
<b>TOUCHDOWNS SCORED</b>	44	21				
<b>FIELD GOALS-ATTEMPTS</b>	10-19	12-24				
<b>PAT-ATTEMPTS</b>	41-42	18-18				
<b>ATTENDANCE</b>	549480	289424				
Games/Avg Per Game	6/91580	5/57885				
Neutral Site Games	1/73717					
<b>SCORE BY QUARTERS</b>	1st	2nd	3rd	4th	OT	Total
LSU	70	82	67	112	12	343
Opponents	27	40	45	61	9	182



Dwayne Bowe

## Individual Statistics

RUSHING	G	Att	Gain	Loss	Net	Avg	TD	Lng	Avg/G
Joseph Addai	12	163	803	22	781	4.8	8	30	65.1
Justin Vincent	12	119	515	33	482	4.1	5	37	40.2
Shyrone Carey	9	57	248	17	231	4.1	2	23	25.7
Skyler Green	12	11	113	2	111	10.1	0	41	9.2
Jacob Hester	12	12	44	0	44	3.7	1	12	3.7
Xavier Carter	9	4	40	13	27	6.8	1	36	3.0
Steve Korte	6	9	25	0	25	2.8	0	4	4.2
Early Doucet	12	1	5	0	5	5.9	0	5	0.4
Matt Flynn	8	7	34	29	5	0.7	0	14	0.6
Kevin Steltz	12	1	3	0	3	3.0	0	3	0.2
Chris Jackson	12	1	0	2	-2	-2.0	0	0	-0.2
TEAM	6	7	0	11	-11	-1.6	0	0	-1.8
JaMarcus Russell	12	61	215	237	-22	-0.4	2	22	-1.8
<b>Total</b>	<b>12</b>	<b>453</b>	<b>2045</b>	<b>366</b>	<b>1679</b>	<b>3.7</b>	<b>19</b>	<b>41</b>	<b>139.9</b>
<b>Opponents</b>	<b>12</b>	<b>379</b>	<b>1559</b>	<b>422</b>	<b>1137</b>	<b>3.0</b>	<b>8</b>	<b>74</b>	<b>94.8</b>

PASSING	G	Effic	Att-Comp-Int	Pct	Yds	TD	Lng	Avg/G
JaMarcus Russell	12	136.56	311-188-9	60.5	2443	15	50	203.6
Matt Flynn	8	193.94	26-14-1	53.8	261	5	55	32.6
Chris Jackson	12	200.80	1-1-0	100.0	12	0	12	1.0
<b>Total</b>	<b>12</b>	<b>141.17</b>	<b>338-203-10</b>	<b>60.1</b>	<b>2716</b>	<b>20</b>	<b>55</b>	<b>226.3</b>
<b>Opponents</b>	<b>12</b>	<b>97.70</b>	<b>408-194-9</b>	<b>47.5</b>	<b>2179</b>	<b>12</b>	<b>66</b>	<b>181.6</b>

RECEIVING	G	No	Yds	Avg	TD	Long	Avg/G
Dwayne Bowe	11	38	659	17.3	9	44	59.9
Skyler Green	12	32	268	8.4	0	29	22.3
Craig Davis	10	30	460	15.3	1	47	46.0
Early Doucet	12	26	389	15.0	5	40	32.4
Joseph Addai	12	18	175	9.7	0	43	14.6
Bennie Brazell	12	13	292	22.5	3	55	24.3
David Jones	11	10	120	12.0	0	26	10.9
Jacob Hester	12	10	48	4.8	0	11	4.0
Justin Vincent	12	9	61	6.8	0	26	5.1
Keith Zinger	11	7	104	14.9	1	22	9.5
Xavier Carter	9	4	86	21.5	1	49	9.6
Shyrone Carey	9	4	36	9.0	0	13	4.0
Ronnie Prude	12	1	12	12.0	0	12	1.0
Mit Cole	3	1	6	6.0	0	6	2.0
<b>Total</b>	<b>12</b>	<b>203</b>	<b>2716</b>	<b>13.4</b>	<b>20</b>	<b>55</b>	<b>226.3</b>
<b>Opponents</b>	<b>12</b>	<b>194</b>	<b>2179</b>	<b>11.2</b>	<b>12</b>	<b>66</b>	<b>181.6</b>

PUNT RETURNS	No	Yds	Avg	TD	Long
Skyler Green	23	313	13.6	1	66
Jacob Hester	1	11	11.0	0	0
Shyrone Carey	1	11	11.0	0	11
Craig Steltz	0	29	0.0	1	29
<b>Total</b>	<b>25</b>	<b>364</b>	<b>14.6</b>	<b>2</b>	<b>66</b>
<b>Opponents</b>	<b>14</b>	<b>80</b>	<b>5.7</b>	<b>0</b>	<b>20</b>





Skyler Green

INTERCEPTIONS	No	Yds	Avg	TD	Long
LaRon Landry	3	42	14.0	0	22
Chevis Jackson	1	10	10.0	0	10
Jessie Daniels	1	0	0.0	0	0
Ronnie Prude	1	0	0.0	0	0
Jonathan Zenon	1	32	32.0	0	32
Kenneth Hollis	1	3	3.0	1	3
Craig Steltz	1	22	22.0	0	22
<b>Total</b>	<b>9</b>	<b>109</b>	<b>12.1</b>	<b>1</b>	<b>32</b>
<b>Opponents</b>	<b>10</b>	<b>95</b>	<b>9.5</b>	<b>1</b>	<b>27</b>

KICK RETURNS	No	Yds	Avg	TD	Long
Skyler Green	18	355	19.7	0	40
Shawn Jordan	2	22	11.0	0	11
Xavier Carter	1	8	8.0	0	8
Jason Spadoni	1	7	7.0	0	7
Jacob Hester	1	5	5.0	0	5
Joseph Addai	1	12	12.0	0	12
<b>Total</b>	<b>24</b>	<b>409</b>	<b>17.0</b>	<b>0</b>	<b>40</b>
<b>Opponents</b>	<b>40</b>	<b>721</b>	<b>18.0</b>	<b>0</b>	<b>81</b>

FUMBLE RETURNS	No	Yds	Avg	TD	Long
Ali Highsmith	1	22	22.0	1	22
Mario Stevenson	0	0	0.0	1	0
<b>Total</b>	<b>1</b>	<b>22</b>	<b>22.0</b>	<b>2</b>	<b>22</b>
<b>Opponents</b>	<b>3</b>	<b>22</b>	<b>7.3</b>	<b>0</b>	<b>9</b>

SCORING	TD	FGs	Kick	----- PATS -----				DXP	Saf	Points
				Rush	Rcv	Pass				
Dwayne Bowe	9	0-0	0-0	0-0	0	0-0	0	0	54	
Colt Davis	0	3-4	41-42	0-0	0	0-0	0	0	50	
Joseph Addai	8	0-0	0-0	0-0	0	0-0	0	0	48	
Early Doucet	5	0-0	0-0	0-0	1	0-0	0	1	34	
Justin Vincent	5	0-0	0-0	0-0	0	0-0	0	0	30	
Chris Jackson	0	7-15	0-0	0-0	0	0-0	0	0	21	
Bennie Brazell	3	0-0	0-0	0-0	0	0-0	0	0	18	
Xavier Carter	2	0-0	0-0	0-0	0	0-0	0	0	12	
Shyrone Carey	2	0-0	0-0	0-0	0	0-0	0	0	12	
JaMarcus Russell	2	0-0	0-0	0-0	0	1-1	0	0	12	
Skyler Green	1	0-0	0-0	0-0	0	0-0	0	0	6	
Mario Stevenson	1	0-0	0-0	0-0	0	0-0	0	0	6	
Craig Davis	1	0-0	0-0	0-0	0	0-0	0	0	6	
Keith Zinger	1	0-0	0-0	0-0	0	0-0	0	0	6	
Craig Steltz	1	0-0	0-0	0-0	0	0-0	0	0	6	
Jacob Hester	1	0-0	0-0	0-0	0	0-0	0	0	6	
Kenneth Hollis	1	0-0	0-0	0-0	0	0-0	0	0	6	
Ali Highsmith	1	0-0	0-0	0-0	0	0-0	0	0	6	
Chase Pittman	0	0-0	0-0	0-0	0	0-0	0	1	2	
TEAM	0	0-0	0-0	0-0	0	0-0	0	1	2	
<b>Total</b>	<b>44</b>	<b>10-19</b>	<b>41-42</b>	<b>0-0</b>	<b>1</b>	<b>1-1</b>	<b>0</b>	<b>3</b>	<b>343</b>	
<b>Opponents</b>	<b>21</b>	<b>12-24</b>	<b>18-18</b>	<b>1-1</b>	<b>0</b>	<b>0-1</b>	<b>0</b>	<b>0</b>	<b>182</b>	

TOTAL OFFENSE	G	Plays	Rush	Pass	Total	Avg/G
JaMarcus Russell	12	372	-22	2443	2421	201.8
Joseph Addai	12	163	781	0	781	65.1
Justin Vincent	12	119	482	0	482	40.2
Matt Flynn	8	33	5	261	266	33.2
Shyrone Carey	9	57	231	0	231	25.7
Skyler Green	12	11	111	0	111	9.2
Jacob Hester	12	12	44	0	44	3.7
Xavier Carter	9	4	27	0	27	3.0
Steve Korte	6	9	25	0	25	4.2
Chris Jackson	12	2	-2	12	10	0.8
Early Doucet	12	1	5	0	5	0.4
Kevin Steltz	12	1	3	0	3	0.2
TEAM	6	7	-11	0	-11	-1.8
<b>Total</b>	<b>12</b>	<b>791</b>	<b>1679</b>	<b>2716</b>	<b>4395</b>	<b>366.2</b>
<b>Opponents</b>	<b>12</b>	<b>787</b>	<b>1137</b>	<b>2179</b>	<b>3316</b>	<b>276.3</b>

FIELD GOALS	FGM-FGA	Pct	01-19	20-29	30-39	40-49	50-99	Lg	Blk
Chris Jackson	7-15	46.7	0-0	0-0	3-5	4-10	0-0	48	0
Colt Davis	3-4	75.0	0-0	1-2	2-2	0-0	0-0	31	0

FG SEQUENCE	LSU	OPPONENTS
Arizona State	--	(26), 47
Tennessee	(42), (31)	(28)
Mississippi State	(30)	47
Vanderbilt	47, 42, (36)	(36), (48)
Florida	--	(22)
Auburn	38, 28, (44), (30)	41, (26), 54, 37, 49, 39
North Texas	47	24, (50)
Appalachian State	38 (34)	33
Alabama	43, (42) 47, 49	46 (28), (34)
Ole Miss	(48)	--
Arkansas	(26)	41, (30), 28
Georgia	--	(22), (51)

Numbers in (parentheses) indicate field goal was made.

PUNTING	No	Yds	Avg	Long	TB	FC	I20	Blkd
Chris Jackson	58	2406	41.5	60	2	25	26	0
Patrick Fisher	3	128	42.7	59	0	1	1	0
TEAM	1	0	0.0	0	0	0	0	1
<b>Total</b>	<b>62</b>	<b>2534</b>	<b>40.9</b>	<b>60</b>	<b>2</b>	<b>26</b>	<b>27</b>	<b>1</b>
<b>Opponents</b>	<b>82</b>	<b>3261</b>	<b>39.8</b>	<b>63</b>	<b>2</b>	<b>26</b>	<b>15</b>	<b>1</b>


ALL PURPOSE	G	Rush	Rec	PR	KOR	IR	Tot	Avg/G
Skyler Green	12	111	268	313	355	0	1047	87.2
Joseph Addai	12	781	175	0	12	0	968	80.7
Dwayne Bowe	11	0	659	0	0	0	659	59.9
Justin Vincent	12	482	61	0	0	0	543	45.2
Craig Davis	10	0	460	0	0	0	460	46.0
Early Doucet	12	5	389	0	0	0	394	32.8
Bennie Brazell	12	0	292	0	0	0	292	24.3
Shyrone Carey	9	231	36	11	0	0	278	30.9
Xavier Carter	9	27	86	0	8	0	121	13.4
David Jones	11	0	120	0	0	0	120	10.9
Jacob Hester	12	44	48	11	5	0	108	9.0
Keith Zinger	11	0	104	0	0	0	104	9.5
Craig Steltz	12	0	0	29	0	22	51	4.2
LaRon Landry	12	0	0	0	0	42	42	3.5
Jonathan Zenon	10	0	0	0	0	32	32	3.2
Steve Korte	6	25	0	0	0	0	25	4.2
Shawn Jordan	10	0	0	0	22	0	22	2.2
Ronnie Prude	12	0	12	0	0	0	12	1.0
Chevis Jackson	12	0	0	0	0	10	10	0.8
Jason Spadoni	12	0	0	0	7	0	7	0.6
Mit Cole	3	0	6	0	0	0	6	2.0
Matt Flynn	8	5	0	0	0	0	5	0.6
Kenneth Hollis	12	0	0	0	0	3	3	0.2
Kevin Steltz	12	3	0	0	0	0	3	0.2
Chris Jackson	12	-2	0	0	0	0	-2	-0.2
TEAM	6	-11	0	0	0	0	-11	-1.8
JaMarcus Russell	12	-22	0	0	0	0	-22	-1.8
<b>Total</b>	<b>12</b>	<b>1679</b>	<b>2716</b>	<b>364</b>	<b>409</b>	<b>109</b>	<b>5277</b>	<b>439.8</b>
<b>Opponents</b>	<b>12</b>	<b>1137</b>	<b>2179</b>	<b>80</b>	<b>721</b>	<b>95</b>	<b>4212</b>	<b>351.0</b>



# 2005 Defensive Statistics



Glenn Dorsey



Cameron Vaughn



LaRon Landry

DEFENSIVE LEADERS	GP	[---Tackles---			TFL/Yds	[Sacks-] No-Yards	[--Pass Def--]		QBH	[-Fumbles-]		Blkd Kick	Saf
		Solo	Ast	Total			Int-Yds	BrUp		Rcv-Yds	FF		
46 Cameron Vaughn	12	46	36	82	6.5-23	1.0-11	.	3	2	.	.	.	.
7 Ali Highsmith	12	34	36	70	9.5-43	4.0-36	.	1	1	1-22	3	.	.
30 LaRon Landry	12	39	26	65	4.0-17	1.0-10	3-42	8	1	.	.	.	.
90 Melvin Oliver	12	35	29	64	9.0-46	8.0-44	.	1	14	.	.	.	.
95 Kyle Williams	12	30	30	60	7.5-39	4.5-34	.	4	21	.	.	1	.
8 Ronnie Prude	12	37	13	50	2.5-6	1.0-3	1-0	11	.	.	1	.	.
21 Chevis Jackson	12	32	13	45	2.5-9	0.5-3	1-10	3	1	1-0	1	.	.
98 Claude Wroten	12	20	25	45	9.5-39	5.0-22	.	3	26	.	.	1	.
56 Kenneth Hollis	12	18	24	42	2.5-6	.	1-3	1	.	1-0	.	.	.
16 Craig Steltz	12	28	12	40	.	.	1-22	2	3	1-0	.	.	.
31 Jessie Daniels	10	22	17	39	4.5-30	2.0-21	1-0	4	1	.	2	.	.
94 Chase Pittman	12	21	11	32	7.0-47	3.0-33	.	4	8	.	2	.	1
72 Glenn Dorsey	12	13	12	25	3.0-14	2.0-13	.	.	1	.	.	.	.
37 Daniel Francis	11	16	5	21	2.0-3	.	.	1	1	.	1	.	.
19 Jonathan Zenon	10	10	7	17	.	.	1-32	4	.	.	.	.	.
0F Mario Stevenson	6	13	.	13	.	.	.	.	.	.	.	.	.
93 Tyson Jackson	12	8	5	13	1.0-6	2.0-6	.	.	5	.	.	.	.
51 E.J. Kuale	5	5	8	13	1.0-6	1.0-6	.	.	.	.	.	.	.
33 Jason Spadoni	12	8	4	12	.	.	.	.	.	.	1	.	.
52 Ryan Willis	12	8	4	12	3.0-11	2.0-10	.	3	5	.	.	.	.
18 Jacob Hester	12	5	6	11	.	.	.	.	.	.	.	1	.
32 Jeffrey Jack	11	3	5	8	.	.	.	.	.	.	1	.	.
35 Luke Sanders	11	3	4	7	.	.	.	1	.	.	.	.	.
48 Darry Beckwith	11	3	3	6	.	.	.	.	.	.	.	.	.
47 Tremaine Johnson	8	4	2	6	2.0-12	1.0-12	.	.	7	.	.	.	.
92 Tim Washington	4	4	2	6	1.0-7	1.0-7	.	.	4	.	.	.	.
24 Keron Gordon	9	3	3	6	.	.	.	.	.	.	.	.	.
25 Justin Vincent	12	4	2	6	.	.	.	.	.	.	1	.	.
59 Leo Desselle	3	4	.	4	2.0-4	.	.	.	2	.	.	.	.
14 Sammy Joseph	6	3	1	4	1.0-1	.	.	.	.	.	.	.	.
97 Brandon Washing	8	1	3	4	.	.	.	.	.	.	.	.	.
4 JaMarcus Russell	12	4	.	4	.	.	.	.	.	.	.	.	.
27 Curtis Taylor	10	2	1	3	.	.	.	1	.	.	.	.	.
53 Gant Petty	10	1	2	3	.	.	.	.	.	.	.	.	.
11 Dominic Cooper	3	1	1	2	.	.	.	.	.	.	.	.	.
99 Marlon Favorite	2	1	1	2	.	.	.	.	.	.	.	.	.
17 Bennie Brazell	12	1	.	1	.	.	.	.	.	.	.	.	.
2 Shyrone Carey	9	1	.	1	.	.	.	.	.	.	.	.	.
42 Steve Korte	6	1	.	1	.	.	.	.	.	.	.	.	.
41 Chris Jackson	12	1	.	1	.	.	.	.	.	.	.	.	.
77 Peter Dyakowski	4	1	.	1	.	.	.	.	.	.	.	.	.
9 Early Doucet	12	1	.	1	1.0-6	.	.	.	.	.	.	.	1
45 Quinn Johnson	1	.	1	1	.	.	.	.	.	.	.	.	.
10 Joseph Addai	12	.	1	1	.	.	.	.	.	.	.	.	.
91 Charles Alexander	1	1	.	1	.	.	.	.	.	.	.	.	.
89 Keith Zinger	11	.	1	1	.	.	.	.	.	.	.	.	.
TM TEAM	6	.	.	.	.	.	.	.	.	.	.	.	1
<b>Total</b>	<b>12</b>	<b>496</b>	<b>356</b>	<b>852</b>	<b>82-375</b>	<b>39-256</b>	<b>9-109</b>	<b>55</b>	<b>103</b>	<b>4-22</b>	<b>13</b>	<b>3</b>	<b>3</b>
<b>Opponents</b>	<b>12</b>	<b>-</b>	<b>-</b>	<b>-</b>	<b>-</b>	<b>24-243</b>	<b>10-95</b>	<b>30</b>	<b>15</b>	<b>13-22</b>	<b>13</b>	<b>1</b>	<b>.</b>



# Individual Game-by-Game Defensive Statistics

Tackles (UT-AT-TOT)	at ASU	UT	at MSU	at VU	UF	AU	UNT	ASU	at ALA	at UM	ARK	vs. UGA	Totals
Charles Alexander	1-0-1	0-0-0	0-0-0	0-0-0	0-0-0	0-0-0	0-0-0	0-0-0	0-0-0	0-0-0	0-0-0	0-0-0	1-0-1
Darry Beckwith	0-0-0	0-0-0	0-0-0	0-0-0	0-0-0	0-0-0	0-0-0	0-0-0	1-0-1	1-0-1	0-0-0	0-0-0	3-0-3
Dominic Cooper	0-0-0	0-0-0	0-0-0	0-0-0	0-0-0	0-0-0	0-0-0	0-0-0	0-0-0	1-0-1	0-0-0	0-0-0	1-0-1
Jessie Daniels	2-2-4	5-1-6	1-1-2	2-0-2	1-3-4	1-5-6	2-2-4	0-0-0	3-1-4	0-0-0	5-2-7	0-0-0	22-18-40
Leo Desselle	0-0-0	0-0-0	0-0-0	0-0-0	0-0-0	0-0-0	2-0-2	1-0-1	0-0-0	1-0-1	0-0-0	0-0-0	4-0-4
Glenn Dorsey	1-0-1	1-2-3	1-3-4	2-0-2	1-1-2	0-0-0	1-0-1	1-0-1	2-0-2	0-0-0	1-1-2	2-0-2	13-7-20
Marlon Favorite	0-0-0	0-0-0	0-0-0	1-0-1	0-0-0	0-0-0	0-0-0	0-0-0	0-0-0	0-0-0	0-0-0	0-0-0	1-0-1
Daniel Francis	1-0-1	3-0-3	0-0-0	2-0-2	0-0-0	0-1-1	2-2-4	2-0-2	1-0-1	1-1-2	0-0-0	0-0-0	12-4-16
Keron Gordon	0-0-0	0-0-0	3-0-3	0-0-0	0-0-0	0-0-0	0-0-0	0-0-0	0-0-0	0-0-0	0-0-0	0-0-0	3-0-3
Ali Highsmith	5-3-8	5-1-6	6-4-10	2-1-3	3-5-8	0-8-8	2-2-4	5-3-8	3-2-5	3-0-3	1-1-2	1-3-4	36-33-69
Ken Hollis	1-0-1	1-7-8	1-1-2	1-0-1	0-0-0	5-3-8	1-1-2	0-0-0	2-1-3	3-2-5	0-5-5	1-1-2	16-21-37
Jeffrey Jack	1-0-1	0-0-0	0-1-1	1-0-1	0-0-0	0-0-0	0-0-0	1-2-3	0-0-0	0-0-0	0-0-0	0-0-0	3-3-6
Chevis Jackson	3-0-3	2-1-3	1-0-1	2-0-2	4-3-7	1-4-5	3-1-4	6-0-6	3-1-4	3-0-3	2-1-3	3-1-4	34-12-46
Tyson Jackson	1-0-1	1-2-3	3-1-4	0-0-0	0-1-1	0-1-1	0-0-0	1-0-1	1-0-1	0-0-0	0-0-0	1-0-1	8-5-13
Quinn Johnson	0-0-0	0-0-0	0-1-1	0-0-0	0-0-0	0-0-0	0-0-0	0-0-0	0-0-0	0-0-0	0-0-0	0-0-0	0-1-1
Tremaine Johnson	0-0-0	0-0-0	0-0-0	0-0-0	0-0-0	0-0-0	1-0-1	1-0-1	1-0-1	1-0-1	0-0-0	0-0-0	4-0-4
Sammy Joseph	0-0-0	0-0-0	0-1-1	1-0-1	0-0-0	0-0-0	1-0-1	0-0-0	0-0-0	1-0-1	0-0-0	0-0-0	3-1-4
E.J. Kuale	0-0-0	0-0-0	0-0-0	0-0-0	0-0-0	0-0-0	2-0-2	0-0-0	0-0-0	0-0-0	0-5-5	3-2-5	5-7-12
LaRon Landry	6-2-8	6-1-7	1-0-1	1-0-1	2-4-6	6-5-11	3-2-5	4-1-5	3-4-7	3-1-4	1-4-5	4-2-6	40-26-66
Melvin Oliver	2-1-3	1-4-5	5-2-7	2-0-2	3-3-6	2-5-7	3-1-4	5-3-8	3-2-5	1-0-1	3-6-9	5-2-7	35-29-64
Chase Pittman	0-0-0	2-1-3	1-1-2	1-0-1	2-1-3	0-1-1	3-0-3	2-0-2	2-3-5	1-0-1	3-3-6	3-0-3	20-10-30
Ronnie Prude	8-0-8	1-0-1	0-2-2	2-0-2	2-2-4	2-2-4	5-0-5	6-0-6	4-2-6	4-0-4	4-2-6	2-0-2	40-10-50
Luke Sanders	0-0-0	0-2-2	0-1-1	0-0-0	0-0-0	0-0-0	1-0-1	0-0-0	0-0-0	0-0-0	0-0-0	0-0-0	1-2-3
Jason Spadoni	2-0-2	0-1-1	1-0-1	0-1-1	0-0-0	0-0-0	0-0-0	0-0-0	0-1-1	1-1-2	0-0-0	0-0-0	4-5-9
Craig Steltz	2-0-2	3-2-5	4-1-5	3-1-4	0-0-0	0-0-0	6-1-7	3-1-4	1-1-2	3-0-3	0-0-0	6-2-8	31-9-39
Mario Stevenson	4-0-4	4-0-4	0-0-0	2-0-2	0-0-0	0-0-0	0-0-0	0-0-0	0-0-0	3-0-3	0-0-0	0-0-0	13-0-13
Curtis Taylor	0-0-0	1-1-2	0-0-0	0-0-0	0-0-0	0-0-0	0-0-0	1-0-1	0-0-0	0-0-0	0-0-0	0-0-0	2-1-3
Cameron Vaughn	5-1-6	2-8-10	2-5-7	2-0-2	2-2-4	2-6-8	1-3-4	5-0-5	4-3-7	3-0-3	2-3-5	4-1-5	34-32-66
Brandon Washington	1-0-1	0-0-0	0-1-1	0-0-0	0-1-1	0-1-1	0-0-0	0-0-0	1-0-1	0-0-0	0-0-0	0-0-0	2-3-5
Tim Washington	0-0-0	0-0-0	0-1-1	3-0-3	0-0-0	0-0-0	0-0-0	0-0-0	0-0-0	1-0-1	0-0-0	0-0-0	4-1-5
Kyle Williams	5-3-8	4-3-7	3-0-3	3-1-4	0-3-3	1-3-4	0-1-1	2-2-4	5-6-11	2-0-2	0-6-6	5-0-5	40-28-68
Ryan Willis	0-0-0	1-1-2	1-0-1	0-0-0	1-1-2	3-0-3	1-0-1	0-0-0	0-0-0	0-0-0	0-0-0	0-0-0	7-2-9
Claude Wroten	2-1-3	0-2-2	4-3-7	0-1-1	0-2-2	3-5-8	2-0-2	0-3-3	3-2-5	1-0-1	1-3-4	1-1-2	17-23-40
Jonathan Zenon	0-0-0	0-0-0	1-2-3	3-0-3	1-0-1	1-3-4	0-0-0	1-0-1	1-1-2	0-1-1	1-0-1	1-0-1	10-7-17

TFL-Yards	at ASU	UT	at MSU	at VU	UF	AU	UNT	ASU	at ALA	at UM	ARK	vs. UGA	Totals
Jessie Daniels	0-0	2-10	0-0	1-12	1-1	1-2	1-5	0-0	0-0	0-0	0-0	0-0	6-30
Leo Desselle	0-0	0-0	0-0	0-0	0-0	0-0	1-3	1-1	0-0	0-0	0-0	0-0	2-4
Glenn Dorsey	0-0	1-4	0-0	1-1	1-9	0-0	0-0	0-0	0-0	0-0	0-0	0-0	3-14
Daniel Francis	0-0	1-2	0-0	0-0	0-0	0-0	1-1	0-0	0-0	0-0	0-0	0-0	2-3
Ali Highsmith	0-0	0-0	0-0	2-21	4-18	1-1	1-1	0-0	0-0	0-0	0-0	0-0	8-41
Ken Hollis	0-0	1-1	0-0	0-0	0-0	1-1	0-0	0-0	0-0	1-4	0-0	0-0	3-6
Chevis Jackson	0-0	0-0	0-0	0-0	0-0	0-0	0-0	1-1	1-3	1-5	0-0	0-0	3-9
Tyson Jackson	0-0	1-6	0-0	0-0	0-0	0-0	0-0	0-0	0-0	0-0	0-0	0-0	1-6
Tremaine Johnson	0-0	0-0	0-0	0-0	0-0	0-0	0-0	0-0	1-12	0-0	0-0	0-0	1-12
Sammy Joseph	0-0	0-0	0-0	0-0	0-0	0-0	1-1	0-0	0-0	0-0	0-0	0-0	1-1
E.J. Kuale	0-0	0-0	0-0	0-0	0-0	0-0	0-0	0-0	0-0	0-0	0-0	1-6	1-6
LaRon Landry	1-1	0-0	0-0	0-0	0-0	0-0	0-0	0-0	1-10	0-0	0-0	1-3	3-14
Melvin Oliver	0-0	1-1	2-9	1-3	1-9	1-1	0-0	1-6	0-0	0-0	3-17	0-0	10-46
Chase Pittman	0-0	1-13	1-10	1-10	1-6	0-0	0-0	1-3	1-12	1-1	1-2	0-0	8-57
Ronnie Prude	0-0	0-0	0-0	0-0	1-2	0-0	0-0	1-1	0-0	0-0	1-3	0-0	3-6
Mario Stevenson	0-0	0-0	0-0	0-0	0-0	0-0	0-0	0-0	0-0	1-3	0-0	0-0	1-3
Cameron Vaughn	0-0	1-1	0-0	0-0	0-0	1-2	0-0	1-1	0-0	1-11	2-2	0-0	6-17
Tim Washington	0-0	0-0	0-0	1-7	0-0	0-0	0-0	0-0	0-0	0-0	0-0	0-0	1-7
Kyle Williams	1-5	0-0	0-0	1-1	1-1	2-14	0-0	1-3	3-15	1-4	1-1	0-0	11-44
Ryan Willis	0-0	0-0	1-7	0-0	1-1	1-3	0-0	0-0	0-0	0-0	0-0	0-0	3-11
Claude Wroten	2-2	0-0	2-14	0-0	0-0	2-6	1-2	0-0	1-4	1-7	0-0	1-4	10-39

Sacks-Yards	at ASU	UT	at MSU	at VU	UF	AU	UNT	ASU	at ALA	at UM	ARK	vs. UGA	Totals
Jessie Daniels	0-0	1-9	0-0	1-12	0-0	0-0	0-0	0-0	0-0	0-0	0-0	0-0	2-21
Glenn Dorsey	0-0	1-4	1-1	0-0	1-9	0-0	0-0	0-0	0-0	0-0	0-0	0-0	3-14
Ali Highsmith	0-0	0-0	0-0	2-21	2-15	0-0	0-0	0-0	0-0	0-0	0-0	0-0	4-36
Chevis Jackson	0-0	0-0	0-0	0-0	0-0	0-0	0-0	0-0	1-3	0-0	0-0	0-0	1-3
Tyson Jackson	0-0	1-6	1-1	0-0	0-0	0-0	0-0	0-0	0-0	0-0	0-0	0-0	2-7
E.J. Kuale	0-0	0-0	0-0	0-0	0-0	0-0	0-0	0-0	0-0	0-0	0-0	1-6	1-6
LaRon Landry	0-0	0-0	0-0	0-0	0-0	0-0	0-0	0-0	1-10	0-0	0-0	0-0	1-10
Melvin Oliver	0-0	0-0	2-9	1-3	1-9	0-0	0-0	1-6	0-0	0-0	3-17	0-0	8-44
Chase Pittman	0-0	1-13	1-10	1-10	0-0	0-0	0-0	0-0	0-0	0-0	0-0	0-0	3-33
Ronnie Prude	0-0	0-0	0-0	0-0	0-0	0-0	0-0	0-0	0-0	0-0	1-3	0-0	1-3
Cameron Vaughn	0-0	0-0	0-0	0-0	0-0	0-0	0-0	0-0	0-0	1-11	0-0	0-0	1-11
Tim Washington	0-0	0-0	0-0	1-7	0-0	0-0	0-0	0-0	0-0	0-0	0-0	0-0	1-7
Kyle Williams	1-5	0-0	0-0	0-0	0-0	1-14	0-0	0-0	3-15	0-0	0-0	0-0	5-34
Ryan Willis	0-0	0-0	1-7	0-0	0-0	1-3	0-0	0-0	0-0	0-0	0-0	0-0	2-10
Claude Wroten	0-0	0-0	2-14	0-0	0-0	1-4	0-0	0-0	1-4	0-0	0-0	0-0	4-22

INTRO
NOTEBOOK
COACHES
TIGERS
REVIEW
THE SEASON
HISTORY



# 2005 Individual Game-by-Game Offensive Statistics



**JaMarcus Russell**

## Passing

JaMarcus Russell	Att	Cmp	Int	Yds	TD	Lng
at Arizona State	29	16	0	232	1	39
Tennessee	28	14	1	158	0	47
at Mississippi State	24	21	0	205	2	44
at Vanderbilt	32	21	1	285	2	35
Florida	22	14	2	236	2	43
Auburn	33	16	0	190	1	41
North Texas	21	17	1	244	1	41
Appalachian State	22	16	0	208	2	22
at Alabama	30	16	0	229	1	28
at Ole Miss	22	13	1	142	2	32
Arkansas	29	13	2	194	1	50
Georgia	19	11	1	120	0	26
<b>TOTALS</b>	<b>311</b>	<b>188</b>	<b>9</b>	<b>2,443</b>	<b>15</b>	<b>50</b>

Matt Flynn	Att	Cmp	Int	Yds	TD	Lng
at Arizona State	--	DNP	at QB --			
Tennessee	--	DNP	at QB --			
at Mississippi State	4	2	0	25	0	19
at Vanderbilt	0	0	0	0	0	0
Florida	--	DNP	at QB --			
Auburn	--	DNP	at QB --			
North Texas	7	7	0	139	3	49
Appalachian State	0	0	0	0	0	0
at Alabama	--	DNP	at QB --			
at Ole Miss	4	2	0	61	1	55
Arkansas	--	DNP	at QB --			
Georgia	11	3	1	36	1	19
<b>TOTALS</b>	<b>26</b>	<b>14</b>	<b>1</b>	<b>261</b>	<b>5</b>	<b>55</b>



**Joseph Addai**

## Rushing

Joseph Addai	Att	Gn	Ls	Net	TD	Lng
at Arizona State	16	112	3	109	2	22
Tennessee	16	93	9	84	1	21
at Mississippi State	17	87	1	86	1	19
at Vanderbilt	24	107	5	102	1	12
Florida	32	158	2	156	1	30
Auburn	24	106	1	105	0	12
North Texas	3	7	0	7	1	3
Appalachian State	3	15	0	15	0	9
at Alabama	2	4	0	4	0	2
at Ole Miss	14	71	1	70	1	18
Arkansas	10	36	0	36	0	9
Georgia	2	7	0	7	0	6
<b>TOTALS</b>	<b>163</b>	<b>803</b>	<b>22</b>	<b>781</b>	<b>8</b>	<b>30</b>

Justin Vincent	Att	Gn	Ls	Net	TD	Lng
at Arizona State	9	33	2	31	0	19
Tennessee	3	6	1	5	0	4
at Mississippi State	4	22	0	22	0	9
at Vanderbilt	11	77	0	77	0	16
Florida	1	1	0	1	0	1
Auburn	1	3	0	3	0	3
North Texas	12	72	2	70	1	37
Appalachian State	16	94	5	89	1	26
at Alabama	20	59	3	56	1	11
at Ole Miss	14	59	5	54	1	18
Arkansas	20	68	9	59	1	15
Georgia	8	21	6	15	0	7
<b>TOTALS</b>	<b>119</b>	<b>515</b>	<b>33</b>	<b>482</b>	<b>5</b>	<b>37</b>

Shyrone Carey	Att	Gn	Ls	Net	TD	Lng
at Arizona State	11	57	1	56	0	14
Tennessee	5	13	3	10	0	5
at Mississippi State	4	16	0	16	0	8
at Vanderbilt	--	DNP	--			
Florida	3	3	0	3	0	2
Auburn	2	1	1	0	0	1
North Texas	8	49	5	44	2	23
Appalachian State	7	22	3	19	0	8
at Alabama	--	DNP	--			
at Ole Miss	7	40	0	40	0	17
Arkansas	--	DNP	--			
Georgia	10	47	4	43	0	14
<b>TOTALS</b>	<b>57</b>	<b>248</b>	<b>17</b>	<b>231</b>	<b>2</b>	<b>23</b>

Skyler Green	Att	Gn	Ls	Net	TD	Lng
at Arizona State	1	41	0	41	0	41
Tennessee	1	0	0	0	0	1
at Mississippi State	0	0	0	0	0	0
at Vanderbilt	1	8	0	8	0	8
Florida	0	0	0	0	0	0
Auburn	1	17	0	17	0	17
North Texas	2	13	2	11	0	13
Appalachian State	0	0	0	0	0	0
at Alabama	1	2	0	2	0	2
at Ole Miss	1	5	0	5	0	5
Arkansas	1	1	0	1	0	1
Georgia	2	26	0	26	0	17
<b>TOTALS</b>	<b>11</b>	<b>113</b>	<b>2</b>	<b>111</b>	<b>0</b>	<b>41</b>

Jacob Hester	Att	Gn	Ls	Net	TD	Lng
at Arizona State	0	0	0	0	0	0
Tennessee	2	6	0	6	0	5
at Mississippi State	1	1	0	1	1	1
at Vanderbilt	0	0	0	0	0	0
Florida	0	0	0	0	0	0
Auburn	0	0	0	0	0	0
North Texas	5	29	0	29	0	12
Appalachian State	0	0	0	0	0	0
at Alabama	1	0	0	0	0	0
at Ole Miss	1	3	0	3	0	3
Arkansas	0	0	0	0	0	0
Georgia	2	5	0	5	0	5
<b>TOTALS</b>	<b>12</b>	<b>44</b>	<b>0</b>	<b>44</b>	<b>1</b>	<b>12</b>

JaMarcus Russell	Att	Gn	Ls	Net	TD	Lng
at Arizona State	7	3	44	-41	0	2
Tennessee	6	13	20	-7	1	8
at Mississippi State	4	7	13	-6	0	7
at Vanderbilt	3	15	17	-2	0	15
Florida	7	10	50	-40	0	6
Auburn	6	24	0	24	0	9
North Texas	3	14	0	14	0	7
Appalachian State	4	47	5	42	0	22
at Alabama	7	21	28	-7	0	15
at Ole Miss	3	17	10	7	0	9
Arkansas	4	28	14	14	0	11
Georgia	7	15	36	-21	1	6
<b>TOTALS</b>	<b>61</b>	<b>215</b>	<b>237</b>	<b>-22</b>	<b>2</b>	<b>22</b>

Matt Flynn	Att	Gn	Ls	Net	TD	Lng
at Arizona State	--	DNP	at QB --			
Tennessee	--	DNP	at QB --			
at Mississippi State	0	0	0	0	0	0
at Vanderbilt	0	0	0	0	0	0
Florida	--	DNP	at QB --			
Auburn	--	DNP	at QB --			
North Texas	1	6	0	6	0	6
Appalachian State	2	7	9	-2	0	7
at Alabama	--	DNP	at QB --			
at Ole Miss	0	0	0	0	0	0
Arkansas	--	DNP	at QB --			
Georgia	4	21	20	1	0	14
<b>TOTALS</b>	<b>7</b>	<b>34</b>	<b>29</b>	<b>5</b>	<b>0</b>	<b>14</b>



**Craig Davis**

## Receiving

Dwayne Bowe	Rec	Yds	TD	Lng
at Arizona State	--	DNP (injury - ankle)	--	
Tennessee	3	28	0	18
at Mississippi State	2	58	2	44
at Vanderbilt	5	98	1	30
Florida	3	82	1	31
Auburn	3	57	1	31
North Texas	3	51	1	29
Appalachian State	5	76	1	21
at Alabama	7	98	1	28
at Ole Miss	1	19	0	19
Arkansas	1	18	0	18
Georgia	5	74	1	20
<b>TOTALS</b>	<b>38</b>	<b>659</b>	<b>9</b>	<b>44</b>

Bennie Brazell	Rec	Yds	TD	Lng
at Arizona State	1	28	0	28
Tennessee	1	3	0	3
at Mississippi State	2	21	0	13
at Vanderbilt	0	0	0	0
Florida	2	52	1	43
Auburn	0	0	0	0
North Texas	2	24	0	14
Appalachian State	1	7	0	7
at Alabama	1	27	0	27
at Ole Miss	2	80	1	55
Arkansas	1	50	1	50
Georgia	0	0	0	0
<b>TOTALS</b>	<b>13</b>	<b>292</b>	<b>3</b>	<b>55</b>

Xavier Carter	Rec	Yds	TD	Lng
at Arizona State	1	17	0	17
Tennessee	--	DNP	--	
at Mississippi State	1	6	0	6
at Vanderbilt	0	0	0	0
Florida	0	0	0	0
Auburn	0	0	0	0
North Texas	2	63	1	49
Appalachian State	0	0	0	0
at Alabama	0	0	0	0
at Ole Miss	0	0	0	0
Arkansas	0	0	0	0
Georgia	--	DNP	--	
<b>TOTALS</b>	<b>4</b>	<b>86</b>	<b>1</b>	<b>49</b>

Craig Davis	Rec	Yds	TD	Lng
at Arizona State	4	49	0	18
Tennessee	3	68	0	47
at Mississippi State	--	DNP (injury)	--	
at Vanderbilt	2	13	0	7
Florida	--	DNP (injury)	--	
Auburn	3	68	0	41
North Texas	5	97	0	41
Appalachian State	3	34	0	15
at Alabama	4	58	0	23
at Ole Miss	3	45	1	32
Arkansas	2	16	0	8
Georgia	1	12	0	12
<b>TOTALS</b>	<b>30</b>	<b>460</b>	<b>1</b>	<b>47</b>



# 2005 Individual Game-by-Game Offensive Statistics

Early Doucet	Rec	Yds	TD	Lng
at Arizona State	3	62	1	39
Tennessee	1	11	0	11
at Mississippi State	5	60	0	20
at Vanderbilt	5	94	1	30
Florida	2	29	0	24
Auburn	0	0	0	0
North Texas	2	46	2	40
Appalachian State	3	34	0	22
at Alabama	1	6	0	6
at Ole Miss	2	26	1	20
Arkansas	1	5	0	5
Georgia	1	16	0	16
<b>TOTALS</b>	<b>26</b>	<b>389</b>	<b>5</b>	<b>40</b>

Skylar Green	Rec	Yds	TD	Lng
at Arizona State	3	34	0	13
Tennessee	2	10	0	5
at Mississippi State	9	64	0	12
at Vanderbilt	3	34	0	23
Florida	0	0	0	0
Auburn	5	27	0	9
North Texas	3	30	0	18
Appalachian State	1	8	0	8
at Alabama	1	4	0	4
at Ole Miss	1	8	0	8
Arkansas	3	45	0	29
Georgia	1	5	0	5
<b>TOTALS</b>	<b>32</b>	<b>268</b>	<b>0</b>	<b>29</b>

David Jones	Rec	Yds	TD	Lng
at Arizona State	0	0	0	0
Tennessee	0	0	0	0
at Mississippi State	1	19	0	19
at Vanderbilt	1	11	0	9
Florida	3	25	0	12
Auburn	0	0	0	0
North Texas	1	15	0	15
Appalachian State	1	18	0	18
at Alabama	0	0	0	0
at Ole Miss	1	4	0	4
Arkansas	0	0	0	0
Georgia	2	28	0	26
<b>TOTALS</b>	<b>10</b>	<b>120</b>	<b>0</b>	<b>26</b>

Joseph Addai	Rec	Yds	TD	Lng
at Arizona State	3	34	0	21
Tennessee	1	7	0	7
at Mississippi State	2	1	0	2
at Vanderbilt	1	9	0	9
Florida	3	37	0	19
Auburn	4	31	0	11
North Texas	0	0	0	0
Appalachian State	0	0	0	0
at Alabama	0	0	0	0
at Ole Miss	2	10	0	9
Arkansas	2	46	0	43
Georgia	0	0	0	0
<b>TOTALS</b>	<b>18</b>	<b>175</b>	<b>0</b>	<b>43</b>

Justin Vincent	Rec	Yds	TD	Lng
at Arizona State	0	0	0	0
Tennessee	0	0	0	0
at Mississippi State	0	0	0	0
at Vanderbilt	1	1	0	1
Florida	0	0	0	0
Auburn	0	0	0	0
North Texas	1	10	0	10
Appalachian State	0	0	0	0
at Alabama	2	36	0	26
at Ole Miss	3	11	0	6
Arkansas	1	5	0	5
Georgia	1	-2	0	0
<b>TOTALS</b>	<b>9</b>	<b>61</b>	<b>0</b>	<b>26</b>

Shyrone Carey	Rec	Yds	TD	Lng
at Arizona State	0	0	0	0
Tennessee	0	0	0	0
at Mississippi State	0	0	0	0
at Vanderbilt	-- DNP --			
Florida	0	0	0	0
Auburn	0	0	0	0
North Texas	2	18	0	13
Appalachian State	0	0	0	0
at Alabama	-- DNP --			
at Ole Miss	0	0	0	0
Arkansas	-- DNP --			
Georgia	2	18	0	12
<b>TOTALS</b>	<b>4</b>	<b>36</b>	<b>0</b>	<b>13</b>



Skylar Green

## Return Yardage

Skylar Green	Kickoff returns				Punt returns	
	No	Yds	Lng	No	Yds	Lng
at Arizona State	1	9	9	0	0	0
Tennessee	2	47	36	5	90	27
at Mississippi State	1	30	30	5	78	37
at Vanderbilt	2	53	38	3	34	17
Florida	2	44	28	1	1	1
Auburn	0	0	0	2	65	66
North Texas	1	15	15	1	4	0
Appalachian State	0	0	1	8	8	
at Alabama	2	28	18	1	1	1
at Ole Miss	1	24	24	4	32	16
Arkansas	2	62	40	0	0	0
Georgia	4	43	15	0	0	0
<b>TOTALS</b>	<b>18</b>	<b>355</b>	<b>40</b>	<b>23</b>	<b>313</b>	<b>66</b>

Shyrone Carey	Kickoff returns				Punt returns	
	No	Yds	Lng	No	Yds	Lng
at Arizona State	0	0	0	0	0	0
Tennessee	0	0	0	0	0	0
at Mississippi State	0	0	0	0	0	0
at Vanderbilt	-- DNP --					
Florida	0	0	0	0	0	0
Auburn	0	0	0	0	0	0
North Texas	0	0	1	11	11	
Appalachian State	0	0	0	0	0	0
at Alabama	-- DNP --					
at Ole Miss	0	0	0	0	0	0
Arkansas	-- DNP --					
Georgia	0	0	0	0	0	0
<b>TOTALS</b>	<b>0</b>	<b>0</b>	<b>0</b>	<b>1</b>	<b>11</b>	<b>11</b>

Joseph Addai	Kickoff returns				Punt returns	
	No	Yds	Lng	No	Yds	Lng
at Arizona State	0	0	0	0	0	0
Tennessee	0	0	0	0	0	0
at Mississippi State	0	0	0	0	0	0
at Vanderbilt	0	0	0	0	0	0
Florida	1	12	12	0	0	0
Auburn	0	0	0	0	0	0
North Texas	0	0	0	0	0	0
Appalachian State	0	0	0	0	0	0
at Alabama	0	0	0	0	0	0
at Ole Miss	0	0	0	0	0	0
Arkansas	0	0	0	0	0	0
Georgia	0	0	0	0	0	0
<b>TOTALS</b>	<b>1</b>	<b>12</b>	<b>12</b>	<b>0</b>	<b>0</b>	<b>0</b>

Xavier Carter	Kickoff returns				Punt returns	
	No	Yds	Lng	No	Yds	Lng
at Arizona State	0	0	0	0	0	0
Tennessee	-- DNP --					
at Mississippi State	0	0	0	0	0	0
at Vanderbilt	0	0	0	0	0	0
Florida	0	0	0	0	0	0
Auburn	0	0	0	0	0	0
North Texas	0	0	0	0	0	0
Appalachian State	0	0	0	0	0	0
at Alabama	0	0	0	0	0	0
at Ole Miss	0	0	0	0	0	0
Arkansas	1	8	8	0	0	0
Georgia	-- DNP --					
<b>TOTALS</b>	<b>0</b>	<b>0</b>	<b>0</b>	<b>0</b>	<b>0</b>	<b>0</b>



Chris Jackson

## Punting

Patrick Fisher	No	Yds	Avg	Lng	I20
at Arizona State	2	98	49.0	59	0
Tennessee	-- DNP --				
at Mississippi State	-- DNP --				
at Vanderbilt	-- DNP --				
Florida	-- DNP --				
Auburn	-- DNP --				
North Texas	-- DNP --				
Appalachian State	-- DNP --				
at Alabama	-- DNP --				
at Ole Miss	1	30	30.0	30	1
Arkansas	-- DNP --				
Georgia	-- DNP --				
<b>TOTALS</b>	<b>3</b>	<b>128</b>	<b>42.7</b>	<b>59</b>	<b>1</b>

Chris Jackson	No	Yds	Avg	Lng	I20
at Arizona State	2	110	55.0	60	1
Tennessee	8	312	39.0	49	3
at Mississippi State	4	155	38.8	49	3
at Vanderbilt	4	168	42.0	50	2
Florida	7	320	45.7	54	4
Auburn	7	272	38.9	55	1
North Texas	1	35	35.0	35	0
Appalachian State	4	181	45.2	60	3
at Alabama	6	270	45.0	53	4
at Ole Miss	3	98	32.7	37	3
Arkansas	7	284	40.6	50	1
Georgia	5	201	40.2	48	1
<b>TOTALS</b>	<b>58</b>	<b>2406</b>	<b>41.5</b>	<b>60</b>	<b>26</b>

## Field Goals

Chris Jackson	Made	Missed
at Arizona State	none	none
Tennessee	42	none
at Mississippi State	none	none
at Vanderbilt	36	47, 42
Florida	none	none
Auburn	44, 30	38
North Texas	none	47
Appalachian State	34	38
at Alabama	42	43, 47, 49
at Ole Miss	48	none
Arkansas	none	none
Georgia	none	none
<b>TOTALS</b>	<b>7-15</b>	<b>8</b>

Colt David	Made	Missed
at Arizona State	none	none
Tennessee	31	none
at Mississippi State	30	none
at Vanderbilt	none	none
Florida	none	none
Auburn	none	28
North Texas	none	none
Appalachian State	none	none
at Alabama	none	none
at Ole Miss	none	none
Arkansas	26	none
Georgia	none	none
<b>TOTALS</b>	<b>3-4</b>	<b>1</b>



INTRO
NOTEBOOK
COACHES
TIGERS
REVIEW
THE SEASON
HISTORY

## JaMarcus Russell • Quarterback

	Career	2005 Season		Career	2005
20 completion games	2	2	200-yard passing games	6	6
25 completion games	0	0	250-yard passing games	1	1
Two TD games	7	5	50-yard rushing games	0	0
Two TD rushing games	0	0	75-yard rushing games	0	0

	Career Highs		2005 Season Highs
<b>Attempts</b>	33 vs. Auburn (10/22/05)	<b>Attempts</b>	33 vs. Auburn (10/22/05)
<b>Completions</b>	21 twice, last at Vanderbilt (10/8/05)	<b>Completions</b>	21 twice, last at Vanderbilt (10/8)
<b>Yards</b>	285 at Vanderbilt (10/8/05)	<b>Yards</b>	285 at Vanderbilt (10/8)
<b>Touchdowns</b>	2 eight times, last at Ole Miss (11/19/05)	<b>Touchdowns</b>	2 five times, last at Ole Miss (11/19)
<b>Longest Completion</b>	50 vs. Arkansas (11/25/05)	<b>Longest Completion</b>	50 vs. Arkansas (11/25)
<b>Interceptions</b>	2 three times, last vs. Arkansas (11/25/05)	<b>Interceptions</b>	2 vs. Florida (10/15) & vs. Arkansas (11/25)
<b>Carries</b>	7 four times, last vs. Georgia (12/3/05)	<b>Carries</b>	7 four times, last vs. Georgia (12/3)
<b>Rushing Yards</b>	42 vs. Appalachian State (11/5/05)	<b>Rushing Yards</b>	42 vs. Appalachian State (11/5)

### Career Stats

Year	PASSING							RUSHING			
	G-GS	Att	Comp	Int	Yds	TD	Lg	Att	Yds	TD	Lg
2004 Fr.-RS	11-4	144	73	4	1,053	9	42	26	-41	1	13
2005 So.	12-12	311	188	9	2,443	15	50	61	-22	2	22
<b>TOTALS</b>	<b>23-16</b>	<b>455</b>	<b>261</b>	<b>13</b>	<b>3,496</b>	<b>24</b>	<b>50</b>	<b>87</b>	<b>-63</b>	<b>3</b>	<b>22</b>

## Matt Flynn • Quarterback

	Career	2005 Season		Career	2005
20 completion games	0	0	200-yard passing games	0	0
25 completion games	0	0	250-yard passing games	0	0
Two TD games	1	1	50-yard rushing games	0	0
Two TD rushing games	0	0	75-yard rushing games	0	0

	Career Highs		2005 Season Highs
<b>Attempts</b>	11 vs. Georgia (12/3/05)	<b>Attempts</b>	11 vs. Georgia (12/3/05)
<b>Completions</b>	7 vs. North Texas (10/29/05)	<b>Completions</b>	7 vs. North Texas (10/29)
<b>Yards</b>	139 vs. North Texas (10/29/05)	<b>Yards</b>	139 vs. North Texas (10/29)
<b>Touchdowns</b>	3 vs. North Texas (10/29/05)	<b>Touchdowns</b>	3 vs. North Texas (10/29)
<b>Longest Completion</b>	87 vs. Mississippi State (9/25/04)	<b>Longest Completion</b>	55 at Ole Miss (11/19)
<b>Interceptions</b>	1 vs. Georgia (12/3/05)	<b>Interceptions</b>	1 vs. Georgia (12/3)
<b>Carries</b>	4 vs. Georgia (12/3/05)	<b>Carries</b>	4 vs. Georgia (12/3)
<b>Rushing Yards</b>	6 vs. North Texas (10/29/05)	<b>Rushing Yards</b>	6 vs. North Texas (10/29)

### Career Stats

Year	PASSING							RUSHING			
	G-GS	Att	Comp	Int	Yds	TD	Lg	Att	Yds	TD	Lg
2004 Fr.-RS	12-0	10	4	0	99	1	67	3	-5	0	4
2005 So.	8-0	26	14	1	261	5	55	7	5	0	14
<b>TOTALS</b>	<b>20-0</b>	<b>36</b>	<b>18</b>	<b>1</b>	<b>360</b>	<b>6</b>	<b>67</b>	<b>10</b>	<b>0</b>	<b>0</b>	<b>14</b>

## Joseph Addai • Running Back

	Career	2005 Season		Career	2005
20 carry games	3	3	100-yard rushing games	5	4
Two TD games	3	1	5 reception games	1	0
Three TD games	0	0	50-yard receiving games	2	0

	Career Highs		2005 Season Highs
<b>Carries</b>	32 vs. Florida (10/15/05)	<b>Carries</b>	32 vs. Florida (10/15)
<b>Yards Rushing</b>	156 vs. Florida (10/15/05)	<b>Yards Rushing</b>	156 vs. Florida (10/15)
<b>Touchdowns (rush)</b>	2 three times, last at Arizona State (9/10/05)	<b>Touchdowns (rush)</b>	2 at Arizona State (9/10)
<b>Longest Rush</b>	63 at Kentucky (11/9/02)	<b>Longest Rush</b>	30 vs. Florida (10/15)
<b>Receptions</b>	5 vs. Oregon State (9/4/04)	<b>Receptions</b>	4 vs. Auburn (10/22/05)
<b>Yards Receiving</b>	65 vs. Oregon State (9/4/04)	<b>Yards Receiving</b>	46 vs. Arkansas (11/25)
<b>Longest Reception</b>	43 vs. Arkansas (11/25/05)	<b>Longest Reception</b>	43 vs. Arkansas (11/25)
<b>Touchdowns (rec)</b>	2 at Arkansas (11/26/04)	<b>Touchdowns (rec)</b>	n/a
<b>All-Purpose Yards</b>	205 vs. Florida (10/15/05)	<b>All-Purpose Yards</b>	205 vs. Florida (10/15)

### Career Stats

Year	RUSHING						RECEIVING			
	G-GS	Att	Yds	TD	Lg	Rec	Yds	TD	Lg	
2001 Fr.	2-0	8	28	0	10	0	0	0	0	
2002 Fr.-RS	12-1	80	438	4	63	6	81	0	42	
2003 So.	12-6	114	520	2	21	14	86	1	21	
2004 Jr.	12-0	101	680	3	53	26	294	4	38	
2005 Sr.	12-11	163	781	8	30	18	175	0	43	
<b>TOTALS</b>	<b>50-18</b>	<b>466</b>	<b>2,447</b>	<b>17</b>	<b>63</b>	<b>64</b>	<b>636</b>	<b>5</b>	<b>43</b>	



- INTRO
- NOTEBOOK
- COACHES
- TIGERS
- REVIEW**
- THE SEASON
- HISTORY

## Justin Vincent • Running Back

	<i>Career</i>	<i>2005 Season</i>		<i>Career</i>	<i>2005</i>
<i>20 carry games</i>	3	2	<i>100-yard rushing games</i>	6	0
<i>Two TD games</i>	4	0	<i>5 reception games</i>	0	0
<i>Three TD games</i>	0	0	<i>50-yard receiving games</i>	0	0

**Career Highs**

*Carries* 22 at Ole Miss (11/22/03)  
*Yards Rushing* 201 vs. Georgia (12/6/03)  
*Touchdowns (rush)* 2 four times, last vs. Arkansas State (9/11/04)  
*Longest Rush* 87 vs. Georgia (12/6/03)  
*Receptions* 4 at South Carolina (10/18/03)  
*Yards Receiving* 46 at South Carolina (10/18/03)  
*Longest Reception* 26 at Alabama (11/12/05)  
*Touchdowns (rec)* n/a  
*All-Purpose Yards* 201 vs. Georgia (12/6/03)

**2005 Season Highs**

*Carries* 20 at Alabama (11/12) & vs. Arkansas (11/25)  
*Yards Rushing* 89 vs. Appalachian State (11/5)  
*Touchdowns (rush)* 1 five times, last vs. Arkansas (11/25)  
*Longest Rush* 37 vs. North Texas (10/29)  
*Receptions* 3 at Ole Miss (11/19)  
*Yards Receiving* 36 at Alabama (11/12)  
*Longest Reception* 26 at Alabama (11/12)  
*Touchdowns (rec)* n/a  
*All-Purpose Yards* 92 at Alabama (11/12)

### Career Stats

<i>Year</i>	<i>RUSHING</i>					<i>RECEIVING</i>			
	<i>G-GS</i>	<i>Att</i>	<i>Yds</i>	<i>TD</i>	<i>Lg</i>	<i>Rec</i>	<i>Yds</i>	<i>TD</i>	<i>Lg</i>
2003 Fr.	14-7	154	1,001	10	87	8	80	0	19
2004 So.	12-4	76	322	2	31	5	40	0	16
2005 Jr.	12-1	119	482	5	37	9	61	0	26
<b>TOTALS</b>	<b>38-12</b>	<b>349</b>	<b>1,805</b>	<b>17</b>	<b>87</b>	<b>22</b>	<b>181</b>	<b>0</b>	<b>26</b>

## Shyrone Carey • Running Back

	<i>Career</i>	<i>2005 Season</i>		<i>Career</i>	<i>2005</i>
<i>20 carry games</i>	1	0	<i>100-yard rushing games</i>	1	0
<i>Two TD games</i>	2	1	<i>5 reception games</i>	0	0
<i>Three TD games</i>	0	0	<i>50-yard receiving games</i>	0	0

**Career Highs**

*Carries* 21 vs. Western Illinois (9/13/03)  
*Yards Rushing* 124 vs. Western Illinois (9/13/03)  
*Touchdowns (rush)* 2 twice, last vs. North Texas (10/29/05)  
*Longest Rush* 42 vs. South Carolina (10/19/02)  
*Receptions* 2 three times, last vs. Georgia (12/3/05)  
*Yards Receiving* 18 vs. North Texas (10/29/05) & vs. Georgia (12/3/05)  
*Longest Reception* 13 vs. North Texas (10/29/05)  
*Touchdowns (rec)* n/a  
*Longest Kick Return* 19 twice, last vs. Texas (1/1/03)  
*Longest Punt Return* 35 at Arizona (9/6/03)  
*All-Purpose Yards* 161 vs. Western Illinois (9/13/03)

**2005 Season Highs**

*Carries* 11 at Arizona State (9/10)  
*Yards Rushing* 56 at Arizona State (9/10)  
*Touchdowns (rush)* 2 vs. North Texas (10/29)  
*Longest Rush* 23 vs. North Texas (10/29)  
*Receptions* 2 vs. North Texas (10/29) & vs. Georgia (12/3)  
*Yards Receiving* 18 vs. North Texas (10/29) & vs. Georgia (12/3)  
*Longest Reception* 13 vs. North Texas (10/29)  
*Touchdowns (rec)* n/a  
*Longest Kick Return* n/a  
*Longest Punt Return* 11 vs. North Texas (10/29)  
*All-Purpose Yards* 73 vs. North Texas (10/29)

### Career Stats

<i>Year</i>	<i>RUSHING</i>					<i>RECEIVING</i>			
	<i>G-GS</i>	<i>Att</i>	<i>Yds</i>	<i>TD</i>	<i>Lg</i>	<i>Rec</i>	<i>Yds</i>	<i>TD</i>	<i>Lg</i>
2002 Fr.	9-0	17	97	1	42	5	41	0	12
2003 So.	8-0	78	338	6	35	1	10	0	10
2004 Jr.	6-0	28	112	1	15	1	9	0	9
2005 Sr.	9-0	57	231	2	23	4	36	0	13
<b>TOTALS</b>	<b>32-0</b>	<b>180</b>	<b>778</b>	<b>10</b>	<b>42</b>	<b>11</b>	<b>96</b>	<b>0</b>	<b>13</b>

## Dwayne Bowe • Wide Receiver

	<i>Career</i>	<i>2005 Season</i>		<i>Career</i>	<i>2005</i>
<i>5-reception games</i>	8	4	<i>50-yard receiving games</i>	12	7
<i>10-reception games</i>	0	0	<i>75-yard receiving games</i>	8	4
<i>Two touchdown games</i>	2	1	<i>100-yard receiving games</i>	2	0

**Career Highs**

*Receptions* 8 vs. Iowa (1/1/05)  
*Yards Receiving* 122 vs. Iowa (1/1/05)  
*Longest Reception* 44 at Mississippi State (10/1/05)  
*Touchdowns (rec)* 2 twice, last at Mississippi State (10/1/05)  
*All-Purpose Yards* 122 vs. Iowa (1/1/05)

**2005 Season Highs**

*Receptions* 7 at Alabama (11/12)  
*Yards Receiving* 98 twice, at Vanderbilt (10/8) & at Alabama (11/12)  
*Longest Reception* 44 at Mississippi State (10/1)  
*Touchdowns (rec)* 2 at Mississippi State (10/1)  
*All-Purpose Yards* 98 twice, last at Vanderbilt (10/8) & at Alabama (11/12)

### Career Stats

<i>Year</i>	<i>RECEIVING</i>				
	<i>G-GS</i>	<i>Rec</i>	<i>Yds</i>	<i>TD</i>	<i>Lg</i>
2003 Fr.	13-0	9	106	0	24
2004 So.	12-10	39	597	5	38
2005 Jr.	11-7	38	659	9	44
<b>TOTALS</b>	<b>36-17</b>	<b>86</b>	<b>1,362</b>	<b>14</b>	<b>44</b>





INTRO
NOTEBOOK
COACHES
TIGERS
REVIEW
THE SEASON
HISTORY

## Bennie Brazell • Wide Receiver

	Career	2005 Season		Career	2005
5-reception games	0	0	50-yard receiving games	3	3
10-reception games	0	0	75-yard receiving games	1	1
Two touchdown games	0	0	100-yard receiving games	0	0

**Career Highs**

**Receptions** 2 five times, last at Ole Miss (11/19/05)  
**Yards Receiving** 80 at Ole Miss (11/19/05)  
**Longest Reception** 55 at Ole Miss (11/19/05)  
**Touchdowns (rec)** 1 three times, last vs. Arkansas (11/25/05)  
**All-Purpose Yards** 80 at Ole Miss (11/19/05)

**2005 Season Highs**

**Receptions** 2 four times, last at Ole Miss (11/19)  
**Yards Receiving** 80 at Ole Miss (11/19)  
**Longest Reception** 55 at Ole Miss (11/19)  
**Touchdowns (rec)** 1 three times, last vs. Arkansas (11/25)  
**All-Purpose Yards** 80 at Ole Miss (11/19)

### Career Stats

Year	RECEIVING				
	G-GS	Rec	Yds	TD	Lg
2002 Fr.-RS	9-0	3	28	0	12
2003 So.	11-0	0	0	0	0
2004 Jr.	10-0	1	20	0	20
2005 Sr.	11-2	13	292	3	55
<b>TOTALS</b>	<b>41-2</b>	<b>17</b>	<b>340</b>	<b>3</b>	<b>55</b>

## Xavier Carter • Wide Receiver

	Career	2005 Season		Career	2005
5-reception games	1	0	50-yard receiving games	3	1
10-reception games	0	0	75-yard receiving games	1	0
Two touchdown games	0	0	100-yard receiving games	0	0

**Career Highs**

**Receptions** 3 vs. Arkansas State (9/11/04)  
**Yards Receiving** 67 vs. Mississippi State (9/25/05)  
**Longest Reception** 67 vs. Mississippi State (9/25/05)  
**Touchdowns (rec)** 1 twice, last vs. North Texas (10/29/05)  
**Longest Kick Return** 42 vs. Arkansas State (9/11/04)  
**All-Purpose Yards** 91 vs. Arkansas State (9/11/04)

**2005 Season Highs**

**Receptions** 2 vs. North Texas (10/29)  
**Yards Receiving** 63 vs. North Texas (10/29)  
**Longest Reception** 49 vs. North Texas (10/29)  
**Touchdowns (rec)** 1 vs. North Texas (10/29)  
**Longest Kick Return** n/a  
**All-Purpose Yards** 63 vs. North Texas (10/29)

### Career Stats

Year	RECEIVING				
	G-GS	Rec	Yds	TD	Lg
2004 Fr.	9-0	5	118	1	67
2005 So.	8-0	4	86	1	49
<b>TOTALS</b>	<b>17-0</b>	<b>9</b>	<b>204</b>	<b>2</b>	<b>67</b>

## Craig Davis • Wide Receiver

	Career	2005 Season		Career	2005
5-reception games	6	1	50-yard receiving games	10	4
10-reception games	0	0	75-yard receiving games	5	1
Two touchdown games	0	0	100-yard receiving games	0	0

**Career Highs**

**Receptions** 7 vs. Troy (10/23/04)  
**Yards Receiving** 97 vs. North Texas (10/29/05)  
**Longest Reception** 47 vs. Tennessee (9/26/05)  
**Touchdowns (rec)** 1 vs. Vanderbilt (10/30/04) & at Ole Miss (11/19/05)  
**All-Purpose Yards** 97 vs. North Texas (10/29/05)

**2005 Season Highs**

**Receptions** 5 vs. North Texas (10/29)  
**Yards Receiving** 97 vs. North Texas (10/29)  
**Longest Reception** 47 vs. Tennessee (9/26)  
**Touchdowns (rec)** 1 at Ole Miss (11/19)  
**All-Purpose Yards** 97 vs. North Texas (10/29)

### Career Stats

Year	RECEIVING				
	G-GS	Rec	Yds	TD	Lg
2003 Fr.	9-0	7	63	0	17
2004 So.	12-8	43	649	1	42
2005 Jr.	10-7	30	460	1	47
<b>TOTALS</b>	<b>31-15</b>	<b>80</b>	<b>1,172</b>	<b>2</b>	<b>47</b>



- INTRO
- NOTEBOOK
- COACHES
- TIGERS
- REVIEW**
- THE SEASON
- HISTORY

## Early Doucet • Wide Receiver

	<i>Career</i>	<i>2005 Season</i>		<i>Career</i>	<i>2005</i>
5-reception games	3	2	50-yard receiving games	4	2
10-reception games	0	0	75-yard receiving games	2	1
Two touchdown games	1	1	100-yard receiving games	0	0

**Career Highs**  
**Receptions** 5 three times, last at Vanderbilt (10/8/05)  
**Yards Receiving** 94 at Vanderbilt (10/8/05)  
**Longest Reception** 40 vs. North Texas (10/29/05)  
**Touchdowns (rec)** 2 vs. North Texas (10/29/05)  
**All-Purpose Yards** 94 at Vanderbilt (10/8/05)

**2005 Season Highs**  
**Receptions** 5 twice, last at Vanderbilt (10/8)  
**Yards Receiving** 94 at Vanderbilt (10/8)  
**Longest Reception** 40 vs. North Texas (10/29)  
**Touchdowns (rec)** 2 vs. North Texas (10/29)  
**All-Purpose Yards** 94 at Vanderbilt (10/8)

### Career Stats

<i>Year</i>	<i>RECEIVING</i>				
	<i>G-GS</i>	<i>Rec</i>	<i>Yds</i>	<i>TD</i>	<i>Lg</i>
2004 Fr.	12-3	18	257	2	27
2005 So	12-6	26	389	5	40
<b>TOTALS</b>	<b>24-9</b>	<b>44</b>	<b>646</b>	<b>7</b>	<b>40</b>

## Skyler Green • Wide Receiver

	<i>Career</i>	<i>2005 Season</i>		<i>Career</i>	<i>2005</i>
5-reception games	7	4	50-yard receiving games	7	1
10-reception games	0	0	75-yard receiving games	3	0
Two touchdown games	2	0	100-yard receiving games	1	0

**Career Highs**  
**Receptions** 9 vs. La. Tech (11/1/03) & at Miss. State (10/1/05)  
**Yards Receiving** 103 vs. Louisiana Tech (11/1/03)  
**Longest Reception** 67 at Arkansas (11/27/02)  
**Touchdowns (rec)** 2 vs. Western Illinois (9/13/03)  
**Longest Kick Return** 58 vs. Iowa (1/1/05)  
**Longest Punt Return** 80 vs. Florida (10/11/03)  
**All-Purpose Yards** 179 vs. Iowa (1/1/05)

**2005 Season Highs**  
**Receptions** 9 at Mississippi State (10/1)  
**Yards Receiving** 64 at Mississippi State (10/1)  
**Longest Reception** 29 vs. Arkansas (11/25)  
**Touchdowns (rec)** n/a  
**Longest Kick Return** 40 vs. Arkansas (11/25)  
**Longest Punt Return** 66 vs. Auburn (10/22)  
**All-Purpose Yards** 172 at Mississippi State (10/1)

### Career Stats

<i>Year</i>	<i>RUSHING</i>					<i>RECEIVING</i>				<i>KO returns</i>			<i>Punt returns</i>		
	<i>G-GS</i>	<i>Att</i>	<i>Yds</i>	<i>TD</i>	<i>Lg</i>	<i>Rec</i>	<i>Yds</i>	<i>TD</i>	<i>Lg</i>	<i>Ret</i>	<i>Yds</i>	<i>TD</i>	<i>Ret</i>	<i>Yds</i>	<i>TD</i>
2002 Fr.	7-0	3	28	0	14	7	123	1	67	0	0	0	0	0	0
2003 So.	14-4	8	90	1	24	48	519	5	40	9	188	0	25	462	2
2004 Jr.	10-4	4	14	0	16	24	219	3	34	11	249	0	25	243	1
2005 Sr.	12-4	11	111	0	41	32	268	0	29	18	355	0	23	313	1
<b>TOTALS</b>	<b>43-12</b>	<b>26</b>	<b>243</b>	<b>1</b>	<b>41</b>	<b>111</b>	<b>1,189</b>	<b>9</b>	<b>67</b>	<b>38</b>	<b>792</b>	<b>0</b>	<b>73</b>	<b>1,018</b>	<b>4</b>

## David Jones • Tight End

	<i>Career</i>	<i>2005 Season</i>		<i>Career</i>	<i>2005</i>
5 reception games	0	0	One touchdown games	2	1
50-yard receiving games	1	0	Two touchdown games	0	0

**Career Highs**  
**Receptions** 3 three times, last vs. Florida (10/15/05)  
**Yards Receiving** 57 vs. Arkansas (11/28/03)  
**Longest Reception** 37 vs. Arkansas (11/28/03)  
**Touchdowns** 1 vs. Arkansas (11/28/03) and vs. Troy (10/23/04)

**2005 Season Highs**  
**Receptions** 3 vs. Florida (10/15)  
**Yards Receiving** 28 vs. Georgia (12/3)  
**Longest Reception** 26 vs. Georgia (12/3)  
**Touchdowns** n/a

### Career Stats

<i>Year</i>	<i>RECEIVING</i>				
	<i>G-GS</i>	<i>Rec</i>	<i>Yds</i>	<i>TD</i>	<i>Lg</i>
2002 Fr-RS	10-0	0	0	0	0
2003 So.	14-5	13	23	1	37
2004 Jr.	12-8	9	147	1	33
2005 Sr.	11-3	10	120	0	26
<b>TOTALS</b>	<b>47-16</b>	<b>32</b>	<b>499</b>	<b>2</b>	<b>37</b>



# Team Miscellaneous Statistics

- INTRO
- NOTEBOOK
- COACHES
- TIGERS
- REVIEW
- THE SEASON
- HISTORY



Will Arnold



Early Doucet



Jacob Hester



Chase Pittman

## Turnovers

OPPONENT	LSU					Opponent			
	Fum	Int	Tot	Pts Off	Margin	Fum	Int	Tot	Pts Off
at Arizona State	2	0	2	0	-1	1	0	1	7
Tennessee	2	1	3	7	+1	2	2	4	7
at Mississippi State	1	0	1	0	0	0	1	1	0
at Vanderbilt	3	1	4	10	-1	1	2	3	6
Florida	3	2	5	0	-5	0	0	0	17
Auburn	0	0	0	0	0	0	0	0	0
North Texas	0	1	1	0	0	0	1	1	3
Appalachian State	0	0	0	0	0	0	0	0	0
at Alabama	0	0	0	0	0	0	0	0	0
at Ole Miss	1	1	2	7	0	0	2	2	0
Arkansas	1	2	3	0	-2	0	1	1	7
Georgia	0	2	2	0	-2	0	0	0	14
<b>TOTALS</b>	<b>13</b>	<b>10</b>	<b>23</b>	<b>24</b>	<b>-10</b>	<b>4</b>	<b>9</b>	<b>13</b>	<b>61</b>

## LSU Big Plays

OPPONENT	Rushing				Passing				Special Teams	
	15+	20+	30+	40+	20+	30+	40+	50+	Block	Ret. TD
at Arizona State	5	2	1	1	3	1	0	0	2	2
Tennessee	2	1	0	0	2	1	1	0	0	0
at Mississippi State	3	1	1	0	2	1	1	0	0	0
at Vanderbilt	3	0	0	0	5	3	0	0	0	0
Florida	2	1	1	0	4	1	1	0	0	0
Auburn	1	0	0	0	2	2	1	0	0	1
North Texas	2	2	1	0	5	3	3	0	1	0
Appalachian State	4	3	0	0	3	0	0	0	0	0
at Alabama	1	0	0	0	6	0	0	0	0	0
at Ole Miss	3	0	0	0	4	2	1	1	0	0
Arkansas	1	0	0	0	3	2	2	1	0	0
Georgia	1	0	0	0	2	0	0	0	0	0
<b>TOTALS</b>	<b>28</b>	<b>10</b>	<b>4</b>	<b>1</b>	<b>41</b>	<b>16</b>	<b>10</b>	<b>2</b>	<b>3</b>	<b>3</b>

## Opponent Big Plays

OPPONENT	Rushing				Passing				Special Teams	
	15+	20+	30+	40+	20+	30+	40+	50+	Block	Ret. TD
at Arizona State	2	0	0	0	8	1	1	0	0	0
Tennessee	1	1	0	0	2	0	0	0	0	0
at Mississippi State	1	1	0	0	1	1	1	1	0	0
at Vanderbilt	2	1	1	1	1	1	0	0	0	0
Florida	3	2	2	0	1	0	0	0	0	0
Auburn	3	2	2	1	3	2	0	0	0	0
North Texas	2	1	0	0	2	0	0	0	0	0
Appalachian State	2	1	1	0	1	0	0	0	0	0
at Alabama	2	1	0	0	2	1	1	0	0	0
at Ole Miss	0	0	0	0	1	0	0	0	0	0
Arkansas	0	0	0	0	3	2	2	1	0	0
Georgia	2	0	0	0	2	1	1	0	1	0
<b>TOTALS</b>	<b>20</b>	<b>10</b>	<b>6</b>	<b>2</b>	<b>27</b>	<b>9</b>	<b>6</b>	<b>2</b>	<b>1</b>	<b>0</b>

## LSU Average Scoring Drives

OPPONENT	No	Plays	Yards	Time	For TD	Plays	Yards	Time
at Arizona State	3	6.0	63.0	3:10	3	6.0	63.0	3:10
Tennessee	4	4.0	31.5	1:04	2	2.5	44.5	0:43
at Mississippi State	6	5.8	49.7	2:34	5	5.2	52.6	2:16
at Vanderbilt	4	7.0	55.8	2:55	3	7.0	68.7	2:46
Florida	3	6.3	67.3	2:49	3	6.3	67.3	2:49
Auburn	3	7.0	46.7	3:10	1	7.0	80.0	3:13
North Texas	8	6.1	64.4	2:57	8	6.1	64.4	2:57
Appalachian State	4	8.5	67.8	4:01	3	9.0	77.3	4:12
at Alabama	3	6.0	41.7	3:17	2	6.5	52.5	5:07
at Ole Miss	6	6.5	42.2	3:00	5	6.6	48.4	2:57
Arkansas	3	7.0	49.3	3:03	2	5.0	50.0	2:09
Georgia	2	11.5	79.5	5:39	2	11.5	79.5	5:39
<b>TOTALS</b>	<b>49</b>	<b>6.8</b>	<b>54.9</b>	<b>3:08</b>	<b>39</b>	<b>6.6</b>	<b>62.4</b>	<b>3:09</b>



# Team Miscellaneous Statistics

## Field Position

OPPONENT	LSU				Opponents				
	No. of Drives	Avg. Start	Inside 20	Past 50	No. of Drives	Avg. Start	Inside 20	Past 50	
at Arizona State	10	Own 14	4	0	at Arizona State	12	Own 24	2	1
Tennessee	17	Own 36	3	4	Tennessee	17	Own 29	4	2
at Mississippi State	12	Own 39	1	3	at Mississippi State	12	Own 18	7	1
at Vanderbilt	14	Own 31	2	2	at Vanderbilt	15	Own 31	3	2
Florida	15	Own 29	4	0	Florida	16	Own 32	6	5
Auburn	13	Own 22	2	1	Auburn	14	Own 25	2	1
North Texas	13	Own 35	0	2	North Texas	12	Own 25	2	0
Appalachian State	9	Own 27	0	0	Appalachian State	10	Own 19	2	0
at Alabama	12	Own 32	2	3	at Alabama	13	Own 22	4	1
at Ole Miss	14	Own 46	1	7	at Ole Miss	13	Own 16	11	0
Arkansas	15	Own 26	4	0	Arkansas	14	Own 36	2	1
Georgia	13	Own 19	5	0	Georgia	10	Own 40	2	3
<b>TOTALS</b>	<b>142</b>	<b>Own 29</b>	<b>28</b>	<b>22</b>	<b>TOTALS</b>	<b>158</b>	<b>Own 29</b>	<b>51</b>	<b>20</b>

## Drive Statistics

OPPONENT	LSU							Opponents							
	No.	3 & Out	Pct.	Score	Pct.	TD	Pct.	No.	3 & Out	Pct.	Score	Pct.	TD	Pct.	
at Arizona State	10	0	00.0	3	30.0	3	30.0	at Arizona State	12	2	16.7	5	41.7	4	33.3
Tennessee	17	7	41.2	4	23.5	2	11.8	Tennessee	17	6	35.3	5	29.4	4	23.5
at Mississippi State	12	1	8.3	6	50.0	5	41.7	at Mississippi State	12	7	58.3	1	8.3	1	8.3
at Vanderbilt	14	1	7.1	4	28.6	3	21.4	at Vanderbilt	15	4	26.7	2	13.3	0	00.0
Florida	15	5	33.3	3	20.0	3	20.0	Florida	16	8	50.0	3	18.8	2	12.5
Auburn	13	5	38.5	3	23.1	1	7.7	Auburn	14	4	28.6	3	21.4	2	14.3
North Texas	13	1	7.7	8	61.5	8	61.5	North Texas	12	7	58.3	1	8.3	0	00.0
Appalachian State	9	3	33.3	4	44.4	3	33.3	Appalachian State	10	3	30.0	0	00.0	0	00.0
at Alabama	12	4	33.3	3	25.0	2	16.7	at Alabama	13	7	53.8	3	23.1	1	7.7
at Ole Miss	14	1	7.1	6	42.9	5	35.7	at Ole Miss	13	6	46.2	1	7.7	1	7.7
Arkansas	15	7	46.7	3	20.0	2	13.3	Arkansas	14	6	42.9	3	21.4	2	14.3
Georgia	13	2	15.4	2	15.4	2	15.4	Georgia	10	2	20.0	5	50.0	3	30.0
<b>TOTALS</b>	<b>142</b>	<b>30</b>	<b>21.1</b>	<b>46</b>	<b>32.4</b>	<b>37</b>	<b>26.1</b>	<b>TOTALS</b>	<b>158</b>	<b>62</b>	<b>39.2</b>	<b>32</b>	<b>20.3</b>	<b>20</b>	<b>12.7</b>

## In the Redzone

OPPONENT	LSU					Opponents							
	Inside 20	TD	Run/Pass	TD Pct.	FG	Score Pct.	Inside 20	TD	Run/Pass	TD Pct.	FG	Score Pct.	
at Arizona State	3	2	2/0	66.7	0	66.7	at Arizona State	3	2	0/2	66.7	1	100.0
Tennessee	4	2	2/0	66.7	1	75.0	Tennessee	5	4	3/1	80.0	1	100.0
at Mississippi State	4	3	2/1	75.0	1	100.0	at Mississippi State	1	0	0/0	00.0	0	00.0
at Vanderbilt	3	2	1/1	66.7	1	100.0	at Vanderbilt	2	0	0/0	00.0	1	50.0
Florida	1	1	1/0	100.0	0	100.0	Florida	2	1	1/0	50.0	1	100.0
Auburn	3	1	0/1	33.3	1	66.7	Auburn	3	1	0/1	33.3	1	66.7
North Texas	5	5	3/2	100.0	0	100.0	North Texas	2	0	0/0	00.0	0	00.0
Appalachian State	4	3	1/2	75.0	1	100.0	Appalachian State	1	0	0/0	00.0	0	00.0
at Alabama	3	2	1/1	66.7	1	100.0	at Alabama	3	1	0/1	33.3	2	100.0
at Ole Miss	4	4	2/2	100.0	0	100.0	at Ole Miss	1	1	0/1	100.0	0	00.0
Arkansas	2	1	1/0	50.0	1	100.0	Arkansas	3	1	1/0	33.3	1	66.7
Georgia	2	2	1/1	100.0	0	100.0	Georgia	3	1	1/0	33.3	1	66.7
<b>TOTALS</b>	<b>38</b>	<b>28</b>	<b>17/11</b>	<b>73.7</b>	<b>7</b>	<b>92.1</b>	<b>TOTALS</b>	<b>29</b>	<b>12</b>	<b>6/6</b>	<b>41.4</b>	<b>9</b>	<b>72.4</b>

## 3rd Down and...

LSU														Opponents													
Yards	ASU	UT	MSU	VU	UF	AU	NT	Ap. St.	Ala.	UM	Ark.	UGA	Total	Yards	ASU	UT	MSU	VU	UF	AU	NT	Ap. St.	Ala.	UM	Ark.	UGA	Total
1-3	2-4	0-2	2-2	4-5	1-3	2-4	1-1	0-1	1-2	4-6	3-5	2-2	22-37	1-3	1-3	3-5	0-0	1-4	1-2	4-5	1-2	2-3	1-2	0-2	3-4	4-5	21-37
4-6	1-1	1-3	0-0	2-7	2-5	2-5	3-3	1-1	1-3	0-0	1-3	0-1	14-32	4-6	4-9	1-2	1-2	0-3	1-7	1-4	3-6	0-1	2-6	1-1	0-3	1-4	15-48
7-9	2-4	0-4	2-6	2-2	1-3	0-3	0-1	2-2	2-5	1-2	0-1	1-1	13-34	7-9	3-3	1-2	0-3	0-1	0-0	1-3	1-6	1-3	1-3	1-4	1-1	0-2	10-31
10-14	1-5	1-3	0-1	0-2	1-2	0-2	1-2	0-5	1-4	0-2	0-5	2-4	7-38	10-14	0-1	0-4	0-3	1-5	0-3	2-6	0-2	1-3	1-4	0-6	0-6	0-1	5-44
15+	0-1	0-1	0-0	0-0	0-2	0-1	0-0	0-0	0-1	0-2	0-0	0-4	0-12	15+	1-1	1-3	0-3	0-1	0-4	0-1	0-0	1-4	0-0	0-1	0-3	0-0	3-21
4+	5-11	2-11	2-7	4-11	4-12	2-11	4-6	3-8	4-13	2-6	1-9	3-10	36-115	4+	8-14	3-11	1-11	1-9	1-14	4-14	4-14	3-11	4-15	2-12	1-13	1-7	33-145
7+	4-10	1-8	2-7	2-4	2-7	0-6	1-3	2-7	3-11	2-6	0-6	3-9	22-84	7+	4-5	2-9	0-9	1-7	0-7	3-10	1-8	3-10	2-9	1-11	1-10	0-3	18-99
10+	1-6	1-4	0-1	0-2	1-4	0-3	1-2	0-5	1-5	1-4	0-5	2-8	8-49	10+	1-2	1-7	0-6	1-5	0-7	2-7	0-2	2-7	1-6	0-7	0-8	0-1	8-65
<b>TOT</b>	<b>6-15</b>	<b>2-13</b>	<b>4-9</b>	<b>8-16</b>	<b>5-15</b>	<b>4-15</b>	<b>5-7</b>	<b>3-9</b>	<b>5-15</b>	<b>6-12</b>	<b>4-14</b>	<b>5-12</b>	<b>57-152</b>	<b>TOT</b>	<b>9-17</b>	<b>6-16</b>	<b>1-11</b>	<b>2-14</b>	<b>2-16</b>	<b>8-19</b>	<b>5-16</b>	<b>5-14</b>	<b>5-17</b>	<b>2-14</b>	<b>4-17</b>	<b>5-12</b>	<b>54-183</b>



- INTRO
- NOTEBOOK
- COACHES
- TIGERS
- REVIEW**
- THE SEASON
- HISTORY

## DRIVE SUPERLATIVES

### Longest Drive

**LSU**  
 By No. of Plays 19 (80 yds, 11:02) at Arizona State; results in fumble  
 By No. of Yards 99 (6p, 2:24) vs. North Texas; results in TD  
 By Time of Possession 11:02 (19p, 80 yds) at Arizona State; results in fumble

### Opponents

14 twice, last by App. St. (64 yds, 7:10); Missed FG  
 87 (13p, 4:35) by Auburn; results in TD  
 7:10 (14p, 64 yds) by App. St.; Missed FG

### Shortest Drive

**LSU**  
 By No. of Plays 1, 11 times, last vs. Georgia (7 yds, 0:35); End of Game  
 By No. of Yards -25 vs. Georgia (4p, 1:52); results in downs  
 By Time of Possession 0:02 (1p, 0 yds) vs. Auburn; End of Half

### Opponents

1 five times, last by Georgia (45 yds, 0:08); results in TD  
 -13 by Arkansas (3p, 2:05); results in punt  
 0:04 (1p, 40 yds) by Vandy; End of Game

## LSU DRIVE CHARTS

### at Arizona State

Qtr.	Time	Start	Plays	TOP	Result
1st	12:30	LSU 3	7-18	2:43	Punt
1st	8:05	LSU 1	19-80	11:02	Fumble
<b>2nd</b>	<b>9:50</b>	<b>LSU 20</b>	<b>12-80</b>	<b>3:35</b>	<b>TOUCHDOWN</b>
2nd	3:58	LSU 20	5-5	3:14	Punt
3rd	15:00	LSU 20	5-9	2:49	Punt
3rd	5:58	LSU 20	4-29	0:26	Fumble
3rd	4:46	LSU 6	5-24	2:06	Punt
<b>4th</b>	<b>14:47</b>	<b>LSU 45</b>	<b>0-0</b>	<b>0:00</b>	<b>TOUCHDOWN</b>
<b>4th</b>	<b>13:27</b>	<b>LSU 35</b>	<b>0-0</b>	<b>0:00</b>	<b>TOUCHDOWN</b>
<b>4th</b>	<b>11:27</b>	<b>LSU 20</b>	<b>7-80</b>	<b>3:01</b>	<b>TOUCHDOWN</b>
<b>4th</b>	<b>4:07</b>	<b>LSU 9</b>	<b>10-91</b>	<b>2:54</b>	<b>TOUCHDOWN</b>
4th	0:31	LSU 28	3-(-6)	0:31	End of Game

### Tennessee

Qtr.	Time	Start	Plays	TOP	Result
<b>1st</b>	<b>12:50</b>	<b>UT 19</b>	<b>1-19</b>	<b>0:06</b>	<b>TOUCHDOWN</b>
1st	11:09	UT 40	3-5	1:33	Punt
1st	7:46	LSU 42	5-28	1:23	Fumble
1st	4:22	LSU 15	3-4	1:09	Punt
1st	1:30	LSU 16	3-3	1:06	Punt
<b>2nd</b>	<b>14:51</b>	<b>LSU 30</b>	<b>4-70</b>	<b>1:20</b>	<b>TOUCHDOWN</b>
2nd	9:59	UT 47	3-4	2:10	Punt
<b>2nd</b>	<b>6:55</b>	<b>UT 0</b>	<b>0-0</b>	<b>0:00</b>	<b>TOUCHDOWN</b>
2nd	4:29	LSU 47	3-25	1:07	Fumble
2nd	1:41	LSU 42	8-53	1:41	End of Half
3rd	14:56	LSU 11	5-18	3:32	Punt
3rd	7:48	LSU 41	3-8	1:56	Punt
<b>3rd</b>	<b>3:28</b>	<b>LSU 50</b>	<b>6-25</b>	<b>1:51</b>	<b>FIELD GOAL</b>
4th	9:35	LSU 20	3-2	1:38	Interception
4th	7:15	LSU 20	3-(-2)	1:51	Punt
4th	2:02	LSU 20	3-3	1:39	Punt
4th	0:18	LSU 46	2-(-10)	0:18	End of Half
<b>OT</b>	<b>0:00</b>	<b>UT 25</b>	<b>5-12</b>	<b>0:00</b>	<b>FIELD GOAL</b>

### at Mississippi State

Qtr.	Time	Start	Plays	TOP	Result
1st	12:36	LSU 35	3-9	2:25	Punt
<b>1st</b>	<b>9:08</b>	<b>MSU 48</b>	<b>9-35</b>	<b>4:06</b>	<b>FIELD GOAL</b>
<b>1st</b>	<b>3:14</b>	<b>LSU 43</b>	<b>4-57</b>	<b>0:55</b>	<b>TOUCHDOWN</b>
<b>1st</b>	<b>0:46</b>	<b>MSU 46</b>	<b>3-46</b>	<b>1:01</b>	<b>TOUCHDOWN</b>
2nd	10:52	LSU 31	5-2	3:42	Punt
2nd	2:40	LSU 20	8-35	2:26	Punt
<b>3rd</b>	<b>15:00</b>	<b>LSU 20</b>	<b>13-80</b>	<b>8:02</b>	<b>TOUCHDOWN</b>
<b>3rd</b>	<b>5:00</b>	<b>LSU 41</b>	<b>3-59</b>	<b>0:27</b>	<b>TOUCHDOWN</b>
<b>3rd</b>	<b>2:36</b>	<b>MSU 21</b>	<b>3-21</b>	<b>0:58</b>	<b>TOUCHDOWN</b>
4th	14:49	LSU 41	1-5	0:07	Fumble
4th	12:21	LSU 47	5-18	2:30	Punt
4th	5:46	LSU 13	9-50	5:46	End of Game

## OPPONENT DRIVE CHARTS

### at Arizona State

Qtr.	Time	Start	Plays	TOP	Result
1st	15:00	ASU 20	4-29	2:30	Punt
1st	9:47	ASU 41	3-5	1:42	Punt
2nd	12:03	ASU 19	8-81	2:13	TOUCHDOWN
2nd	6:15	ASU 20	8-71	2:17	FIELD GOAL
2nd	0:44	ASU 15	1-8	0:44	End of Half
3rd	12:11	ASU 25	14-75	6:13	TOUCHDOWN
3rd	5:32	LSU 49	3-43	0:46	Fumble
3rd	2:40	ASU 20	10-50	2:53	Missed FG
4th	14:47	ASU 20	5-20	1:20	Punt
4th	13:27	ASU 25	8-75	2:00	TOUCHDOWN
4th	8:26	ASU 20	13-80	4:19	TOUCHDOWN
4th	1:13	ASU 20	6-52	0:42	Downs

### Tennessee

Qtr.	Time	Start	Plays	TOP	Result
1st	15:00	UT 12	3-7	2:10	Fumble
1st	12:38	UT 20	3-(-4)	1:29	Punt
1st	9:36	UT 18	4-12	1:50	Punt
1st	6:23	UT 30	4-17	2:01	Punt
1st	3:13	UT 42	4-9	1:43	Punt
1st	0:24	UT 37	3-40	0:33	Punt
2nd	13:24	UT 23	7-11	3:25	Punt
2nd	7:49	UT 1	2-0	0:54	Interception
2nd	6:55	UT 20	5-33	2:26	Fumble
2nd	3:22	UT 28	3-(-4)	1:41	Punt
3rd	11:24	UT 39	11-61	3:30	TOUCHDOWN
3rd	5:52	UT 18	6-22	2:24	Punt
3rd	0:06	UT 25	13-75	5:31	TOUCHDOWN
4th	7:57	LSU 2	2-2	0:42	TOUCHDOWN
4th	5:24	UT 37	9-52	3:22	FIELD GOAL
4th	0:23	UT 36	1-0	0:05	Interception
<b>OT</b>	<b>0:00</b>	<b>LSU 25</b>	<b>6-25</b>	<b>0:00</b>	<b>TOUCHDOWN</b>

### at Mississippi State

Qtr.	Time	Start	Plays	TOP	Result
1st	15:00	MSU 20	5-80	2:14	TOUCHDOWN
1st	10:11	MSU 7	3-2	1:03	Punt
1st	4:52	MSU 17	3-2	1:38	Punt
1st	2:12	MSU 14	3-8	1:26	Punt
2nd	14:39	MSU 13	9-56	3:47	Missed FG
2nd	7:10	MSU 30	9-46	4:30	Interception
2nd	0:14	MSU 3	1-0	0:14	End of Half
3rd	6:50	MSU 14	3-(-2)	1:50	Punt
3rd	4:25	MSU 25	3-(-6)	1:49	Punt
3rd	1:33	MSU 20	3-(-1)	2:21	Punt
4th	14:42	LSU 46	3-(-10)	2:21	Punt
4th	9:51	MSU 8	10-79	4:05	Downs



## LSU DRIVE CHARTS

### at Vanderbilt

Qtr.	Time	Start	Plays	TOP	Result
<b>1st</b>	<b>15:00</b>	<b>LSU 20</b>	<b>6-80</b>	<b>2:33</b>	<b>TOUCHDOWN</b>
1st	10:40	LSU 25	8-37	3:36	Punt
1st	5:33	LSU 12	2-8	1:00	Fumble
1st	3:37	LSU 20	9-37	4:29	Fumble
2nd	11:26	LSU 20	8-51	4:03	Interception
2nd	5:55	LSU 23	4-17	2:18	Punt
2nd	1:49	LSU 41	6-30	0:42	Missed FG
2nd	0:18	VU 43	3-18	0:18	Missed FG
3rd	12:08	LSU 46	1-(-10)	0:07	Fumble
3rd	11:36	LSU 38	6-25	4:23	Punt
<b>3rd</b>	<b>5:51</b>	<b>VU 36</b>	<b>7-17</b>	<b>3:22</b>	<b>FIELD GOAL</b>
<b>3rd</b>	<b>0:51</b>	<b>LSU 39</b>	<b>8-61</b>	<b>3:19</b>	<b>TOUCHDOWN</b>
<b>4th</b>	<b>10:08</b>	<b>LSU 35</b>	<b>7-65</b>	<b>2:26</b>	<b>TOUCHDOWN</b>
<b>4th</b>	<b>4:25</b>	<b>VU 22</b>	<b>0-0</b>	<b>0:00</b>	<b>TOUCHDOWN</b>
4th	2:19	LSU 1	3-4	2:15	Punt

### Florida

Qtr.	Time	Start	Plays	TOP	Result
<b>1st</b>	<b>13:20</b>	<b>LSU 29</b>	<b>5-71</b>	<b>1:38</b>	<b>TOUCHDOWN</b>
1st	10:26	LSU 37	3-33	1:03	Fumble
1st	6:17	LSU 11	5-32	2:58	Punt
<b>1st</b>	<b>1:33</b>	<b>LSU 44</b>	<b>2-56</b>	<b>0:23</b>	<b>TOUCHDOWN</b>
2nd	12:43	LSU 4	3-2	1:56	Punt
2nd	9:09	LSU 41	1-0	0:09	Fumble
2nd	8:38	LSU 31	3-7	2:09	Punt
2nd	4:17	LSU 33	3-(-5)	0:39	Punt
<b>2nd</b>	<b>2:03</b>	<b>LSU 16</b>	<b>4-21</b>	<b>1:37</b>	<b>Fumble</b>
3rd	14:52	LSU 28	2-(-10)	1:26	Interception
3rd	11:24	LSU 10	13-46	6:38	Interception
<b>3rd</b>	<b>4:02</b>	<b>LSU 25</b>	<b>12-75</b>	<b>6:27</b>	<b>TOUCHDOWN</b>
4th	10:43	LSU 45	3-(-5)	2:37	Punt
4th	5:46	LSU 42	3-(-1)	1:44	Punt
4th	2:04	LSU 45	4-4	0:59	Punt

### Auburn

Qtr.	Time	Start	Plays	TOP	Result
1st	8:52	LSU 25	5-18	2:38	Punt
<b>1st</b>	<b>5:20</b>	<b>AU 00</b>	<b>0-0</b>	<b>0:00</b>	<b>TOUCHDOWN</b>
1st	2:07	LSU 18	3-7	2:07	Punt
2nd	12:49	LSU 20	13-59	6:07	Missed FG
2nd	5:37	LSU 33	3-(-2)	1:15	Punt
2nd	3:24	LSU 4	7-29	2:55	Punt
3rd	15:00	LSU 20	3-7	1:31	Punt
3rd	9:46	LSU 37	3-8	1:42	Punt
<b>3rd</b>	<b>7:48</b>	<b>LSU 20</b>	<b>7-80</b>	<b>3:13</b>	<b>TOUCHDOWN</b>
3rd	2:59	LSU 20	9-69	3:55	Missed FG
4th	11:21	LSU 20	3-9	1:54	Punt
<b>4th</b>	<b>4:47</b>	<b>LSU 25</b>	<b>8-48</b>	<b>3:07</b>	<b>FIELD GOAL</b>
4th	0:02	LSU 33	1-0	0:02	End of Half
<b>OT</b>	<b>15:00</b>	<b>LSU 25</b>	<b>6-12</b>	<b>0:00</b>	<b>FIELD GOAL</b>

## OPPONENT DRIVE CHARTS

### at Vanderbilt

Qtr.	Time	Start	Plays	TOP	Result
1st	12:27	VU 23	3-8	1:47	Punt
1st	7:04	VU 3	3-(-3)	1:31	SAFETY
1st	4:33	LSU 20	4-1	0:56	FIELD GOAL
2nd	14:08	VU 43	6-14	2:42	Punt
2nd	7:23	VU 44	3-(-2)	1:28	Punt
2nd	3:37	VU 15	3-7	1:48	Punt
2nd	1:07	VU 29	5-16	0:49	Interception
2nd	0:00	VU 29	0-0	0:00	End of Half
3rd	15:00	VU 20	6-(-7)	2:52	Punt
3rd	12:01	LSU 36	4-5	0:25	FIELD GOAL
3rd	7:13	VU 20	4-21	1:22	Interception
3rd	2:29	VU 20	3-8	1:38	Punt
4th	12:32	VU 15	7-50	2:24	Downs
4th	7:42	VU 29	5-(-7)	3:17	Fumble
4th	4:25	VU 27	4-17	2:06	Punt
4th	0:04	VU 46	1-40	0:04	End of Half

### Florida

Qtr.	Time	Start	Plays	TOP	Result
1st	15:00	UF 20	4-11	1:40	Punt
1st	11:37	UF 16	3-4	1:11	Punt
1st	9:23	UF 30	6-12	3:06	Punt
1st	3:19	UF 14	3-6	1:46	Punt
1st	1:10	UF 20	6-25	3:27	Punt
2nd	10:47	LSU 47	4-6	1:38	Downs
2nd	9:00	LSU 32	2-32	0:16	TOUCHDOWN
2nd	6:29	UF 19	3-6	2:12	Punt
2nd	3:38	UF 39	3-(-4)	1:35	Punt
2nd	0:26	LSU 37	3-(-10)	0:26	End of Half
3rd	13:26	LSU 46	5-41	1:55	FIELD GOAL
3rd	4:46	LSU 32	3-32	0:44	TOUCHDOWN
4th	12:25	UF 19	3-1	1:42	Punt
4th	8:06	UF 6	6-16	2:20	Punt
4th	4:02	UF 6	4-0	1:58	Punt
4th	1:05	UF 20	5-10	1:05	End of Game

### Auburn

Qtr.	Time	Start	Plays	TOP	Result
1st	15:00	AU 24	13-52	6:08	Missed FG
1st	6:14	AU 20	3-8	0:54	Punt
1st	5:20	AU 20	6-31	3:13	Punt
2nd	15:00	AU 34	7-56	2:11	FIELD GOAL
2nd	6:42	AU 21	3-(-3)	1:05	Punt
2nd	4:22	AU 34	3-(-1)	0:58	Punt
2nd	0:29	AU 36	2-5	0:29	End of Half
3rd	13:29	AU 41	9-22	3:43	Missed FG
3rd	8:04	AU 26	1-74	0:16	TOUCHDOWN
3rd	4:35	AU 20	4-9	1:36	Punt
4th	14:04	AU 20	9-60	2:43	Missed FG
4th	9:27	AU 13	13-87	4:35	TOUCHDOWN
4th	1:33	AU 19	8-49	1:31	Missed FG
OT	15:00	LSU 25	4-2	0:00	Missed FG

INTRO

NOTEBOOK

COACHES

TIGERS

REVIEW

THE SEASON

HISTORY



- INTRO
- NOTEBOOK
- COACHES
- TIGERS
- REVIEW**
- THE SEASON
- HISTORY

## LSU DRIVE CHARTS

### North Texas

Qtr.	Time	Start	Plays	TOP	Result
<b>1st</b>	<b>15:00</b>	<b>LSU 31</b>	<b>7-69</b>	<b>3:28</b>	<b>TOUCHDOWN</b>
1st	8:54	LSU 28	3-1	1:08	Punt
<b>1st</b>	<b>6:14</b>	<b>LSU 29</b>	<b>9-71</b>	<b>4:08</b>	<b>TOUCHDOWN</b>
<b>1st</b>	<b>0:28</b>	<b>NT 42</b>	<b>7-42</b>	<b>3:41</b>	<b>TOUCHDOWN</b>
<b>2nd</b>	<b>7:10</b>	<b>LSU 36</b>	<b>6-64</b>	<b>2:46</b>	<b>TOUCHDOWN</b>
2nd	2:07	LSU 41	2-0	0:46	Interception
2nd	0:05	LSU 30	1-(-1)	0:05	End of Half
3rd	9:49	LSU 35	7-35	3:24	Missed FG
<b>3rd</b>	<b>2:54</b>	<b>LSU 1</b>	<b>6-99</b>	<b>2:24</b>	<b>TOUCHDOWN</b>
<b>4th</b>	<b>14:01</b>	<b>NT 49</b>	<b>1-49</b>	<b>0:10</b>	<b>TOUCHDOWN</b>
<b>4th</b>	<b>12:07</b>	<b>LSU 46</b>	<b>4-54</b>	<b>2:12</b>	<b>TOUCHDOWN</b>
<b>4th</b>	<b>8:15</b>	<b>LSU 33</b>	<b>9-67</b>	<b>4:43</b>	<b>TOUCHDOWN</b>
4th	1:47	LSU 38	3-21	1:47	End of Game

### Appalachian State

Qtr.	Time	Start	Plays	TOP	Result
<b>1st</b>	<b>15:00</b>	<b>LSU 28</b>	<b>9-72</b>	<b>3:58</b>	<b>TOUCHDOWN</b>
1st	6:44	LSU 20	5-10	2:23	Punt
<b>1st</b>	<b>0:37</b>	<b>LSU 20</b>	<b>8-80</b>	<b>3:41</b>	<b>TOUCHDOWN</b>
2nd	7:47	LSU 20	3-21	2:33	Punt
2nd	2:36	LSU 34	4-21	0:55	Punt
3rd	13:21	LSU 31	7-48	2:52	Missed FG
<b>3rd</b>	<b>3:19</b>	<b>LSU 20</b>	<b>10-80</b>	<b>4:57</b>	<b>TOUCHDOWN</b>
<b>4th</b>	<b>10:30</b>	<b>LSU 44</b>	<b>7-39</b>	<b>3:29</b>	<b>FIELD GOAL</b>
4th	4:38	LSU 32	3-4	2:41	Punt

### at Alabama

Qtr.	Time	Start	Plays	TOP	Result
1st	13:03	LSU 19	3-3	1:12	Punt
1st	9:52	LSU 29	3-2	1:05	Punt
1st	5:15	LSU 20	7-16	4:51	Punt
2nd	10:59	LSU 27	4-18	2:06	Punt
2nd	6:55	LSU 36	8-38	3:03	Missed FG
2nd	0:00	UA 38	0-0	0:00	End of Half
<b>3rd</b>	<b>15:00</b>	<b>LSU 20</b>	<b>9-80</b>	<b>5:07</b>	<b>TOUCHDOWN</b>
<b>3rd</b>	<b>7:13</b>	<b>UA 44</b>	<b>5-20</b>	<b>1:27</b>	<b>FIELD GOAL</b>
4th	14:52	LSU 12	11-58	4:17	Missed FG
4th	9:32	LSU 32	3-6	1:03	Punt
4th	6:38	UA 41	3-(-4)	1:49	Punt
4th	3:32	LSU 50	7-18	2:38	Missed FG
<b>OT</b>	<b>15:00</b>	<b>UA 25</b>	<b>4-25</b>	<b>0:00</b>	<b>TOUCHDOWN</b>

### at Ole Miss

Qtr.	Time	Start	Plays	TOP	Result
1st	15:00	LSU 20	5-33	2:46	Punt
1st	9:14	LSU 42	5-19	2:18	Punt
1st	5:19	UM 48	3-(-6)	1:15	Punt
<b>1st</b>	<b>2:49</b>	<b>UM 47</b>	<b>7-47</b>	<b>2:59</b>	<b>TOUCHDOWN</b>
<b>2nd</b>	<b>13:42</b>	<b>UM 45</b>	<b>9-45</b>	<b>4:00</b>	<b>TOUCHDOWN</b>
2nd	7:41	UM 44	2-4	0:53	Interception
2nd	5:47	LSU 46	4-27	1:47	Fumble
2nd	0:38	LSU 18	1-(-2)	0:38	End of Half
<b>3rd</b>	<b>12:22</b>	<b>LSU 32</b>	<b>8-68</b>	<b>3:46</b>	<b>TOUCHDOWN</b>
<b>3rd</b>	<b>7:19</b>	<b>UM 15</b>	<b>6-11</b>	<b>3:15</b>	<b>FIELD GOAL</b>
<b>3rd</b>	<b>2:24</b>	<b>LSU 33</b>	<b>6-15</b>	<b>2:31</b>	<b>TOUCHDOWN</b>
<b>4th</b>	<b>13:14</b>	<b>LSU 33</b>	<b>3-67</b>	<b>1:30</b>	<b>TOUCHDOWN</b>
4th	9:32	LSU 44	6-12	3:20	Punt
4th	2:20	UM 43	3-18	2:20	End of Game

## OPPONENT DRIVE CHARTS

### North Texas

Qtr.	Time	Start	Plays	TOP	Result
1st	11:25	NT 18	6-41	2:31	Punt
1st	7:46	NT 36	3-5	1:32	Punt
1st	2:06	NT 20	3-(-2)	1:38	Punt
2nd	11:21	NT 20	10-73	4:11	Missed FG
2nd	4:24	NT 35	3-4	2:17	Punt
2nd	1:21	NT 39	5-28	1:11	FIELD GOAL
3rd	15:00	NT 20	11-53	5:11	Interception
3rd	6:25	NT 30	8-69	3:31	Downs
3rd	0:24	NT 20	3-1	1:23	Punt
4th	13:44	NT 13	3-1	1:37	Punt
4th	9:55	NT 20	3-5	1:40	Punt
4th	3:21	NT 31	3-(-4)	1:34	Punt

### Appalachian State

Qtr.	Time	Start	Plays	TOP	Result
1st	10:58	ASU 20	7-34	4:14	Punt
1st	4:21	ASU 12	6-31	3:44	Punt
2nd	11:56	ASU 20	8-29	4:09	Punt
2nd	5:14	ASU 6	6-24	2:38	Punt
2nd	1:41	ASU 14	6-36	1:41	End of Half
3rd	14:48	ASU 30	3-(-4)	1:27	Punt
3rd	10:29	ASU 21	14-64	7:10	Missed FG
4th	13:16	ASU 24	3-0	2:46	Punt
4th	6:54	ASU 23	3-9	2:16	Punt
4th	1:57	ASU 28	3-13	1:57	End of Game

### at Alabama

Qtr.	Time	Start	Plays	TOP	Result
1st	15:00	UA 25	4-25	1:57	Punt
1st	11:51	UA 42	6-29	1:59	Missed FG
1st	8:47	UA 22	10-67	3:32	FIELD GOAL
1st	0:24	UA 16	11-84	4:25	TOUCHDOWN
2nd	8:53	UA 12	3-1	1:58	Punt
2nd	3:52	UA 27	11-11	3:52	Downs
3rd	9:53	UA 20	3-(-11)	2:40	Punt
3rd	5:46	UA 25	8-25	5:54	Punt
4th	10:35	UA 31	3-0	1:03	Punt
4th	8:29	UA 9	3-(-4)	1:51	Punt
4th	4:49	UA 4	3-6	1:17	Punt
4th	0:54	UA 33	6-58	0:54	End of Half
OT	15:00	LSU 25	4-8	0:00	FIELD GOAL

### at Ole Miss

Qtr.	Time	Start	Plays	TOP	Result
1st	12:14	UM 14	6-10	3:00	Punt
1st	6:56	UM 11	3-(-11)	1:29	SAFETY
1st	4:04	UM 17	3-(-2)	1:15	Punt
2nd	14:44	UM 16	3-(-5)	1:02	Punt
2nd	9:36	UM 14	3-8	1:55	Punt
2nd	6:48	UM 20	3-3	1:01	Punt
2nd	4:00	UM 36	6-24	3:22	Interception
3rd	14:53	UM 14	5-20	2:31	Punt
3rd	8:30	UM 8	3-(-3)	1:11	Punt
3rd	3:57	UM 13	4-20	1:33	Interception
4th	14:45	UM 16	5-13	1:31	Punt
4th	11:34	UM 16	3-9	2:02	Punt
4th	6:12	UM 14	13-86	3:44	TOUCHDOWN



## LSU DRIVE CHARTS

### Arkansas

Qtr.	Time	Start	Plays	TOP	Result
1st	12:46	LSU 15	3-(-1)	2:35	Punt
1st	7:17	LSU 24	3-8	1:40	Punt
<b>1st</b>	<b>3:15</b>	<b>LSU 43</b>	<b>11-48</b>	<b>4:51</b>	<b>FIELD GOAL</b>
<b>2nd</b>	<b>10:59</b>	<b>LSU 50</b>	<b>1-50</b>	<b>0:09</b>	<b>TOUCHDOWN</b>
2nd	9:39	LSU 30	3-4	1:01	Punt
2nd	7:22	LSU 20	3-5	1:37	Punt
2nd	4:12	LSU 23	7-39	2:23	Interception
2nd	0:05	LSU 37	1-43	0:05	End of Half
<b>3rd</b>	<b>14:50</b>	<b>LSU 50</b>	<b>9-50</b>	<b>4:10</b>	<b>TOUCHDOWN</b>
3rd	10:03	LSU 20	3-7	2:14	Punt
3rd	4:09	LSU 11	12-54	5:59	Fumble
4th	10:34	LSU 26	3-(-4)	0:56	Interception
4th	7:33	LSU 21	3-(-1)	0:58	Punt
4th	5:23	LSU 5	3-8	1:39	Punt
4th	0:57	LSU 17	2-(-2)	0:57	End of Game

### Georgia (SEC Championship)

Qtr.	Time	Start	Plays	TOP	Result
1st	12:52	LSU 22	3-(-13)	2:25	Punt
1st	10:19	LSU 20	3-13	1:33	Interception
<b>1st</b>	<b>6:12</b>	<b>LSU 20</b>	<b>14-80</b>	<b>7:19</b>	<b>TOUCHDOWN</b>
2nd	11:36	LSU 40	4-(-25)	1:52	Downs
2nd	8:23	LSU 20	8-33	4:03	Punt
2nd	0:34	LSU 3	1-1	0:34	End of Half
3rd	15:00	LSU 18	3-4	1:18	Punt
3rd	9:52	LSU 11	9-14	4:37	Punt
4th	14:40	LSU 8	2-0	0:22	Interception
4th	14:18	LSU 20	5-13	1:50	Punt
<b>4th</b>	<b>9:37</b>	<b>LSU 21</b>	<b>9-79</b>	<b>3:59</b>	<b>TOUCHDOWN</b>
4th	5:38	LSU 46	4-(-12)	0:44	Downs
4th	0:35	LSU 4	1-7	0:35	End of Game

## OPPONENT DRIVE CHARTS

### Arkansas

Qtr.	Time	Start	Plays	TOP	Result
1st	15:00	AR 35	6-11	2:14	Punt
1st	10:11	AR 50	8-27	2:54	Missed FG
1st	5:37	AR 18	3-(-1)	2:22	Punt
2nd	13:17	AR 20	3-(-10)	2:18	Punt
2nd	10:43	AR 29	3-2	1:04	Punt
2nd	8:38	AR 23	5-64	1:16	FIELD GOAL
2nd	5:45	AR 45	3-5	1:33	Punt
2nd	1:49	AR 8	4-(-8)	1:37	SAFETY
3rd	10:28	LSU 17	4-6	0:25	Missed FG
3rd	7:49	AR 32	7-68	3:33	TOUCHDOWN
4th	13:10	AR 35	7-65	2:36	TOUCHDOWN
4th	9:38	AR 46	3-(-13)	2:05	Punt
4th	6:35	AR 35	3-5	1:12	Punt
4th	3:44	AR 50	8-9	2:47	Interception

### Georgia (SEC Championship)

Qtr.	Time	Start	Plays	TOP	Result
1st	15:00	UGA 26	3-2	2:08	Punt
1st	10:27	LSU 45	1-45	0:08	TOUCHDOWN
1st	8:46	UGA 49	6-51	2:34	TOUCHDOWN
2nd	13:53	UGA 17	5-7	2:17	Punt
2nd	9:44	LSU 15	3-15	1:21	TOUCHDOWN
2nd	4:20	UGA 14	8-29	3:46	Punt
3rd	13:42	UGA 34	10-62	3:50	FIELD GOAL
3rd	5:15	UGA 27	11-40	5:35	FIELD GOAL
4th	14:18	LSU 00	0-0	0:00	TOUCHDOWN
4th	12:28	UGA 30	3-6	2:51	Punt
4th	4:54	LSU 34	6-30	4:19	Downs

INTRO

NOTEBOOK

COACHES

TIGERS

REVIEW

THE SEASON

HISTORY





INTRO
NOTEBOOK
COACHES
TIGERS
REVIEW
THE SEASON
HISTORY

## LSU Superlatives

Highs	
<b>Points Scored</b>	56 vs. North Texas (10/29)
<b>Total Yards</b>	566 vs. North Texas (10/29)
<b>Rushing Yards</b>	194 at Vanderbilt (10/8)
<b>Rushing Attempts</b>	47 at Arizona State (9/10)
<b>Rushing TDs</b>	4 vs. North Texas (10/29)
<b>Passing Yards</b>	383 vs. North Texas (10/29)
<b>Passes Completed</b>	24 vs. North Texas (10/29)
<b>Passes Attempted</b>	33 vs. Auburn (10/22)
<b>Passing TDs</b>	4 vs. North Texas (10/29)
<b>Passes Intercepted</b>	2 vs. Florida (10/15) & vs. Arkansas (11/25)
<b>First Downs</b>	25 vs. North Texas (10/29)
<b>Penalties</b>	14 at Vanderbilt (10/8)
<b>Penalty Yards</b>	133 at Vanderbilt (10/8)
<b>Sacks</b>	7 at Mississippi State (10/1)

Lows	
<b>Points Scored</b>	14 vs. Georgia (12/3)
<b>Total Yards</b>	230 vs. Georgia (12/3)
<b>Rushing Yards</b>	46 at Alabama (11/12)
<b>Rushing Attempts</b>	33 vs. Tennessee (9/26) & at Alabama (11/12)
<b>Rushing TDs</b>	0 vs. Auburn (10/22) & vs. Georgia (12/3)
<b>Passing Yards</b>	156 vs. Georgia (12/3)
<b>Passes Completed</b>	13 vs. Arkansas (11/25)
<b>Passes Attempted</b>	22 vs. Florida (10/15)
<b>Passing TDs</b>	0 vs. Tennessee (9/26)
<b>Passes Intercepted</b>	0, four times
<b>First Downs</b>	13 vs. Tennessee (9/26)
<b>Penalties</b>	2 vs. Appalachian State (11/5)
<b>Penalty Yards</b>	25 vs. Appalachian State (11/5)
<b>Sacks</b>	0 vs. North Texas (10/29)

Individual	
<b>All-Purpose Yds</b>	205 by Joseph Addai vs. Florida (10/15)
<b>Rushing Yards</b>	156 by Joseph Addai vs. Florida (10/15)
<b>Rushing Carries</b>	32 by Joseph Addai vs. Florida (10/15)
<b>Rushing TDs</b>	2 by two players (Addai and Carey)
<b>Longest Rush</b>	41 by Skyler Green at Arizona State (9/10)
<b>Passing Yards</b>	285 by JaMarcus Russell at Vanderbilt (10/8)
<b>Pass Completions</b>	21 by JaMarcus Russell, twice
<b>Passing Attempts</b>	33 by JaMarcus Russell vs. Auburn (10/22)
<b>Passes Intercepted</b>	0 by JaMarcus Russell, five times
<b>Passing TDs</b>	3 by Matt Flynn vs. North Texas (10/29)
<b>Longest Pass</b>	55 by Matt Flynn at Ole Miss (11/19)
<b>Receiving Yards</b>	98 by Dwayne Bowe, twice last at Bama (11/12)
<b>Receptions</b>	9 by Skyler Green at Mississippi State (10/1)
<b>Receiving TDs</b>	2 by two players (Bowe and Doucet)
<b>Longest Reception</b>	55 by Bennie Brazell at Ole Miss (11/19)
<b>FG's Made</b>	2 by Chris Jackson vs. Auburn (10/22)
<b>FG's Attempted</b>	4 by Chris Jackson at Alabama (11/12)
<b>Longest FG Made</b>	48 yds by Chris Jackson at Ole Miss (11/19)
<b>PAT's</b>	8 by Colt David vs. North Texas (10/29)
<b>Punts</b>	8 by Chris Jackson vs. Tennessee (9/26)
<b>Punts Average</b>	55.0 by Chris Jackson at Arizona State (9/10)
<b>Longest Punt</b>	60 by Chris Jackson at Arizona State (9/10)
<b>Punt Return Yds</b>	90 by Skyler Green vs. Tennessee (9/26)
<b>Longest Punt Ret.</b>	66 by Skyler Green (TD) vs. Auburn (10/22)
<b>KO Return Yards</b>	47 by Skyler Green vs. Tennessee (9/26)
<b>Longest KO Ret.</b>	38 by Skyler Green at Vanderbilt (10/8)
<b>Total Tackles</b>	11, by two players
<b>Tackles for Loss</b>	2, by many
<b>Sacks</b>	3, by Melvin Oliver vs. Arkansas (11/25)
<b>Interceptions</b>	1, by many
<b>Int. Return Yards</b>	32 by Jonathan Zenon at Ole Miss (11/19)

## Opponent Superlatives

Highs	
<b>Points Scored</b>	34 by Georgia (12/3)
<b>Total Yards</b>	560 by Arizona State (9/10)
<b>Rushing Yards</b>	230 by Auburn (10/22)
<b>Rushing Attempts</b>	38 by Auburn (10/22)
<b>Rushing TDs</b>	3 by Tennessee (9/26)
<b>Passing Yards</b>	461 by Arizona State (9/10)
<b>Passes Completed</b>	35 by Arizona State (9/10)
<b>Passes Attempted</b>	56 by Arizona State (9/10)
<b>Passing TDs</b>	4 by Arizona State (9/10)
<b>Passes Intercepted</b>	2 by Tennessee (9/26)
<b>First Downs</b>	29 by Arizona State (9/10)
<b>Penalties</b>	14 by Tennessee (9/26)
<b>Penalty Yards</b>	97 by Tennessee (9/26)
<b>Sacks</b>	5 by Mississippi State (10/1)

Lows	
<b>Points Scored</b>	3 by North Texas (10/29)
<b>Total Yards</b>	138 by Vanderbilt (10/8)
<b>Rushing Yards</b>	7 by Ole Miss (11/19)
<b>Rushing Attempts</b>	22 by Ole Miss (11/19)
<b>Rushing TDs</b>	0 by seven teams, last by Ole Miss (11/19)
<b>Passing Yards</b>	80 by Appalachian State (11/5)
<b>Passes Completed</b>	6 by Georgia (12/3)
<b>Passes Attempted</b>	12 by Georgia (12/3)
<b>Passing TDs</b>	0 by four teams
<b>Passes Intercepted</b>	0 by five teams, last by Georgia (12/3)
<b>First Downs</b>	10 by Vanderbilt (10/8)
<b>Penalties</b>	2 by Georgia (12/3)
<b>Penalty Yards</b>	15 by Georgia (12/3)
<b>Sacks</b>	0 by Auburn (10/22) & by North Texas (10/29)

Individual	
<b>All-Purpose Yds</b>	218 by Kenny Irons of Auburn (10/22)
<b>Rushing Yards</b>	218 by Kenny Irons of Auburn (10/22)
<b>Rushing Carries</b>	27 by Kenny Irons of Auburn (10/22)
<b>Rushing TDs</b>	2 by Gerald Riggs of Tennessee (9/26)
<b>Longest Rush</b>	74 by Kenny Irons of Auburn (10/22)
<b>Passing Yards</b>	461 by Sam Keller of Arizona State (9/10)
<b>Pass Completions</b>	35 by Sam Keller of Arizona State (9/10)
<b>Passing Attempts</b>	56 by Sam Keller of Arizona State (9/10)
<b>Passes Intercepted</b>	0 by four players
<b>Passing TDs</b>	4 by Sam Keller of Arizona State (9/10)
<b>Longest Pass</b>	55 by Casey Dick of Arkansas (11/25)
<b>Receiving Yards</b>	95 by Derek Hagan of Arizona State (9/10)
<b>Receptions</b>	8 by C.J. Fayton of Tennessee (9/26)
<b>Receiving TDs</b>	2 by two players
<b>Longest Reception</b>	55 by Marcus Monk of Arkansas (11/25)
<b>FG's Made</b>	2 by three players
<b>FG's Attempted</b>	6 by John Vaughn of Auburn (10/22)
<b>Longest FG Made</b>	51 by Brandon Coudu of Georgia (12/3)
<b>PAT's</b>	4 by two players
<b>Punts</b>	10 by E. Wilbur of Florida (10/15)
<b>Punts Average</b>	50.5 by Chris MacDonald of Arizona State (9/10)
<b>Longest Punt</b>	55 by B. Hahnfeldt of Vanderbilt (10/8)
<b>Punt Return Yards</b>	20 by Lucas Taylor of Tennessee (9/26)
<b>Longest Punt Ret.</b>	20 by Lucas Taylor of Tennessee (9/26)
<b>KO Return Yards</b>	91 by Derek Pegues of Mississippi State (10/1)
<b>Longest KO Ret.</b>	81 by Darren McFadden of Arkansas (11/25)
<b>Total Tackles</b>	15 by Dale Robinson of Arizona State (9/10)
<b>Tackles for Loss</b>	3 by P. Haralson of Tennessee (9/26)
<b>Sacks</b>	3 by J. Moss of Florida (10/15)
<b>Interceptions</b>	2 by two players
<b>Int. Return Yards</b>	27 by R. Langford of Vanderbilt (10/8)



INTRO
NOTEBOOK
COACHES
TIGERS
REVIEW
THE SEASON
HISTORY

**Scoring**

Scored 30 or more points	40 at Ole Miss (11/19/05)
Scored 40 or more points	40 at Ole Miss (11/19/05)
Scored 50 or more points	56 vs. North Texas (10/29/05)
Scored 60 or more points	63 vs. Kentucky (11/1/97)
Scored 70 or more points	77 vs. Rice (9/24/77)

**Total Offense**

Had more than 400 total yards	566 vs. North Texas (10/29/05)
Had more than 450 total yards	566 vs. North Texas (10/29/05)
Had more than 500 total yards	566 vs. North Texas (10/29/05)
Had more than 550 total yards	566 vs. North Texas (10/29/05)
Had more than 600 total yards	653 vs. Louisiana Tech (11/1/03)
Had more than 650 total yards	653 vs. Louisiana Tech (11/1/03)
Had more than 700 total yards	746 vs. Rice (9/24/77)

**Rushing Offense**

Rushed for 150 or more yards	177 at Ole Miss (11/19/05)
Rushed for 200 or more yards	295 at Arkansas (11/26/04)
Rushed for 250 or more yards	295 at Arkansas (11/26/04)
Rushed for 300 or more yards	360 vs. Ole Miss (11/20/04)
Rushed for 350 or more yards	360 vs. Ole Miss (11/20/04)
Rushed for 400 or more yards	400 vs. Kentucky (11/1/97)
Rushed for 425 or more yards	433 vs. Houston (9/7/96)
Rushed for 500 or more yards	503 vs. Oregon (10/22/77)

**Passing Offense**

Passed for 250 or more yards	383 vs. North Texas (10/29/05)
Passed for 300 or more yards	383 vs. North Texas (10/29/05)
Passed for 350 or more yards	383 vs. North Texas (10/29/05)
Passed for 400 or more yards	444 vs. Illinois (Sugar Bowl) (1/1/02)
Passed for 450 or more yards	528 at Alabama (11/3/01)
Passed for 500 or more yards	528 at Alabama (11/3/01)

**Scoring Defense**

Allowed 0 points	0 vs. Appalachian State (11/5/05)
Allowed 3 or fewer points	0 vs. Appalachian State (11/5/05)
Allowed 7 or fewer points	7 at Ole Miss (11/19/05)
Allowed 10 or fewer points	7 at Ole Miss (11/19/05)
Allowed 14 or fewer points	7 at Ole Miss (11/19/05)

**Total Defense**


Allowed fewer than 75 total yards	70 vs. UL-Lafayette (10/5/02)
Allowed fewer than 100 total yards	70 vs. UL-Lafayette (10/5/02)
Allowed fewer than 125 total yards	70 vs. UL-Lafayette (10/5/02)
Allowed fewer than 150 total yards	138 at Vanderbilt (10/8/05)
Allowed fewer than 175 total yards	175 at Ole Miss (11/19/05)
Allowed fewer than 200 total yards	175 at Ole Miss (11/19/05)
Allowed fewer than 225 total yards	175 at Ole Miss (11/19/05)
Allowed fewer than 250 total yards	250 vs. Georgia (SEC Championship) (12/3/05)
Allowed fewer than 275 total yards	250 vs. Georgia (SEC Championship) (12/3/05)
Allowed fewer than 300 total yards	250 vs. Georgia (SEC Championship) (12/3/05)

**Rushing Defense**


Allowed 0 or fewer yards	0 at South Carolina (10/18/03)
Allowed 10 or fewer yards	7 at Ole Miss (11/19/05)
Allowed 20 or fewer yards	7 at Ole Miss (11/19/05)
Allowed 30 or fewer yards	7 at Ole Miss (11/19/05)
Allowed 40 or fewer yards	35 vs. Arkansas (11/25/05)
Allowed 50 or fewer yards	35 vs. Arkansas (11/25/05)
Allowed 60 or fewer yards	35 vs. Arkansas (11/25/05)
Allowed 70 or fewer yards	35 vs. Arkansas (11/25/05)
Allowed 80 or fewer yards	35 vs. Arkansas (11/25/05)
Allowed 90 or fewer yards	35 vs. Arkansas (11/25/05)
Allowed 100 or fewer yards	35 vs. Arkansas (11/25/05)

**Passing Defense**

Allowed 0 passing yards	0 vs. Alabama (11/6/71)
Allowed 50 or fewer yards	10 vs. North Texas (9/11/99)
Allowed 100 or fewer yards	80 vs. Appalachian State (11/5/05)
Allowed 150 or fewer yards	112 vs. Georgia (SEC Championship) (12/3/05)
Allowed 175 or fewer yards	112 vs. Georgia (SEC Championship) (12/3/05)
Allowed 200 or fewer yards	112 vs. Georgia (SEC Championship) (12/3/05)



Matt Flynn



Nate Livings



Will Arnold



Bennie Brazell



Craig Davis



- INTRO
- NOTEBOOK
- COACHES
- TIGERS
- REVIEW
- THE SEASON
- HISTORY




**Shyrone Carey**



**Doug Planchard**



**Kenneth Hollis**



**Jessie Daniels**



**Ronnie Prude**

## Individual Rushing

Had a player rush for 100 or more yards .....105 by Joseph Addai vs. Auburn (10/22/05)  
 Had a player rush for 150 or more yards .....156 by Joseph Addai vs. Florida (10/15/05)  
 Had a player rush for 200 or more yards.....250 by Alley Broussard vs. Ole Miss (11/20/04)  
 Had a player rush for 225 or more yards .....250 by Alley Broussard vs. Ole Miss (11/20/04)  
 Had a player rush for 2 or more TDs.....2 by Shyrone Carey vs. North Texas (10/29/05)  
 Had a player rush for 3 or more TDs .....3 by Alley Broussard vs. Ole Miss (11/20/04)  
 Had a player rush for 4 or more TDs.....4 by Domanick Davis vs. Illinois (Sugar Bowl) (1/1/02)  
 Had a player rush for 5 or more TDs.....5 by Kevin Faulk at Kentucky (11/1/97)

## Individual Passing

Had a player pass for 200 or more yards.....229 by JaMarcus Russell at Alabama (11/12/05)  
 Had a player pass for 250 or more yards.....285 by JaMarcus Russell at Vanderbilt (10/8/05)  
 Had a player pass for 300 or more yards.....328 by Marcus Randall vs. Troy (10/23/04)  
 Had a player pass for 350 or more yards.....444 by Rohan Davey vs. Illinois (Sugar Bowl) (1/1/02)  
 Had a player pass for 400 or more yards .....444 by Rohan Davey vs. Illinois (Sugar Bowl) (1/1/02)  
 Had a player pass for 450 or more yards.....528 by Rohan Davey at Alabama (11/3/01)  
 Had a player pass for 500 or more yards .....528 by Rohan Davey at Alabama (11/3/01)  
 Had a player pass for 2 or more TDs.....2 by JaMarcus Russell at Ole Miss (11/19/05)  
 Had a player pass for 3 or more TDs .....3 by Matt Flynn vs. North Texas (10/29/05)  
 Had a player pass for 4 or more TDs.....4 by Matt Mauck vs. Arkansas (11/28/03)  
 Had a player complete 20 passes.....21 by JaMarcus Russell at Vanderbilt (10/8/05)  
 Had a player complete 25 passes .....31 by Rohan Davey vs. Illinois (Sugar Bowl) (1/1/02)  
 Had a player complete 30 passes.....31 by Rohan Davey vs. Illinois (Sugar Bowl) (1/1/02)  
 Had a player complete 35 passes .....35 by Rohan Davey at Alabama (11/3/02)  
 Had a player complete 15 straight passes .....17 by Rohan Davey vs. Arkansas-6 (11/26/99),  
 .....vs. Western Carolina-11 (9/2/00)  
 .....17 by Matt Mauck vs. Arizona-11 (9/6/03),  
 .....vs. Western Illinois-6 (9/13/03)  
 Had a player throw 30 passes .....30 by JaMarcus Russell at Alabama (11/12/05)  
 Had a player throw 35 passes .....37 by Marcus Randall vs. Troy (10/23/04)  
 Had a player throw 40 passes .....45 by Marcus Randall vs. Texas (Cotton Bowl) (1/1/03)  
 Had a player throw 45 passes .....53 by Rohan Davey vs. Illinois (Sugar Bowl) (1/1/02)  
 Had a player throw 50 passes .....53 by Rohan Davey vs. Illinois (Sugar Bowl) (1/1/02)

## Individual Receiving

Had a player with 10 or more receptions in a game .....12 by Michael Clayton at Alabama (11/15/03)  
 Had a player with 11 or more receptions in a game .....12 by Michael Clayton at Alabama (11/15/03)  
 Had a player with 12 or more receptions in a game.....12 by Michael Clayton at Alabama (11/15/03)  
 Had a player with 13 or more receptions in a game.....14 by Josh Reed vs. Illinois (Sugar Bowl)  
 .....(1/1/02)  
 Had a player with 14 or more receptions in a game .....14 by Josh Reed vs. Illinois (Sugar Bowl)  
 .....(1/1/02)  
 Had a player with 15 or more receptions in a game .....19 by Josh Reed at Alabama (11/3/01)  
 Had a player receive 100 or more yards .....122 by Dwayne Bowe vs. Iowa  
 .....(Capital One Bowl) (1/1/05)  
 Had a player receive 150 or more yards .....162 by Michael Clayton vs. Western Illinois  
 .....(9/13/03)  
 Had a player receive 200 or more yards .....239 by Josh Reed vs. Illinois (Sugar Bowl)  
 .....(1/1/02)  
 Had a player receive 250 or more yards .....293 by Josh Reed at Alabama (11/3/01)  
 Had a player receive for 2 or more TDs .....2 by Early Doucet vs. North Texas (10/29/05)  
 Had a player receive for 3 or more TDs .....3 by Devery Henderson at Kentucky (11/9/02)  
 Had a player receive for 4 or more TDs .....4 by Tony Moss vs. Ohio University (9/30/89)  
 Had a player receive for 5 or more TDs .....5 by Carlos Carson vs. Rice (9/24/77)

## Games against Ranked Teams

Beat a top 25 team .....No. 3/4 Alabama, 16-13 OT (11/12/05)  
 .....at Tuscaloosa, Ala.)  
 Beat a top 10 team .....No. 3/4 Alabama, 16-13 OT (11/12/05)  
 .....at Tuscaloosa, Ala.)  
 Beat a top 5 team.....No. 3/4 Alabama, 16-13 OT (11/12/05)  
 .....at Tuscaloosa, Ala.)  
 Beat a No. 1 team (AP or Coaches Poll) .....No. 1 Florida, 28-21 (10/11/97 at Baton Rouge)  
 Beat a ranked opponent at home.....No. 16 Auburn, 20-17 OT (10/22/05 at Baton Rouge)  
 Beat a ranked opponent on the road .....No. 3/4 Alabama, 16-13 OT (11/12/05)  
 .....at Tuscaloosa, Ala.)  
 Beat a ranked opponent at a neutral site.....No. 3 Oklahoma, 21-14 (Sugar Bowl) (1/4/04)  
 Beat back-to-back ranked opponents .....10/15/05- 10/22/05 vs. No. 11 Florida  
 .....and No. 16 Auburn  
 Beat a ranked team in three straight games.....11/23 - 1/1/02 vs. #22 Arkansas, #24 Auburn,  
 .....#2 Tennessee (SEC CG), #7 Illinois (Sugar Bowl)  
 Beat a ranked team in four straight games.....11/23 - 1/1/02 vs. #22 Arkansas, #24 Auburn,  
 .....#2 Tennessee (SEC CG), #7 Illinois (Sugar Bowl)  
 Lost to a ranked opponent at home .....No. 10 Tennessee, 30-27 OT (9/26/05)  
 Lost to a ranked opponent on the road .....No. 13 Georgia, 34-14 (SEC Championship) (12/3/05)  
 Lost to a ranked opponent at a neutral site .....No. 13 Georgia, 34-14 (SEC Championship) (12/3/05)  
 Lost to an unranked opponent at home .....Florida, 19-7 (10/11/03)  
 Lost to an unranked opponent on the road.....Arkansas, 21-20 (11/29/02)



INTRO
NOTEBOOK
COACHES
TIGERS
REVIEW
THE SEASON
HISTORY

## Special Situations

Won on the last play of the game .....Alabama, 16-13 OT (11/12/05); 11-yard touch  
 .....down pass from JaMarcus Russell to Dwayne Bowe  
 Lost on the last play of the game .....Tennessee, 30-27 OT (9/26/05);  
 .....1-yard run by Gerald Riggs in overtime  
 Came back and won from 10 or more down in 4th quarter .....at Arizona State, 35-31;  
 .....down 17-7 entering 4th quarter (9/10/05)  
 Lost when leading by 10 or more in 4th quarter .....Tennessee, 30-27 OT (9/26/05);  
 .....led 24-7 entering 4th quarter  
 Lost when leading by 20 points of more .....Tennessee, 30-27 OT (9/26/05); led 21-0 at halftime  
 Scored on the first play from scrimmage .....Joseph Addai, 19-yard run vs. Tennessee (9/26/05)

## Returns/Special Teams

Returned a KO for a TD .....Kevin Faulk, 88 yards at Notre Dame (11/21/98)  
 Returned a Punt for a TD .....Skyler Green, 66 yards vs. Auburn (10/22/05)  
 Returned an INT for a TD .....Ken Hollis, 3 yards vs. Mississippi State (9/26/05)  
 Returned 2 INTs for TDs .....3 vs. Arkansas State (C. Raymond, D. Walkup, C. Buckels)  
 .....(10/12/91)  
 Returned 3 INTs for TDs .....3 vs. Arkansas State (C. Raymond, D. Walkup, C. Buckels)  
 .....(10/12/91)  
 Recovered a fumble in endzone for a TD .....Chuck Wiley, fumbled by Lance Tucker  
 .....(11/8/97 at Alabama)  
 Returned a fumble for a TD .....Ali Highsmith, 22 yard run (10/8/05 at Vanderbilt)  
 Faked a field goal for a touchdown .....Blain Bech (holder), 35 yard run (10/12/02 at Florida)  
 Faked a punt for a first down .....Chris Jackson pass to Ronnie Prude 12-yards  
 .....(9/10/05 at Arizona State)  
 Blocked a FG .....Kyle Williams, 24-yard attempt by North Texas(10/29/05)  
 Returned a blocked FG for a TD .....Mario Stevenson, 55 yards on the block of  
 .....Arizona State's 47-yard FG attempt (9/10/05)  
 Blocked a PAT (kick) .....Mark Roman, attempt by Seth Hanson (10/17/98  
 .....vs. Kentucky)  
 Returned a PAT for a Defensive Extra Point ....Mark Roman, kick attempt by Seth Hanson  
 .....(10/17/98 vs. Kentucky)  
 Blocked a punt .....Jacob Hester at Arizona State (9/10/05)  
 Blocked a punt for a safety .....Jarvis Green, on an Andy Smith punt  
 .....(10/16/99 at Kentucky)  
 Returned a blocked punt for TD .....Craig Steltz, 29 yard, off Jacob Hester's block at  
 .....Arizona State (9/10/05)  
 Recovered an onside kick .....vs. Auburn (12/1/01)  
 Recovered an onside kick to start the game...vs. Auburn (12/1/01)  
 Recorded a Safety (Team) .....Ole Miss QB downed in endzone at Ole Miss (11/19/05)  
 Recorded a Safety (Individual tackle) .....Early Doucet, tackled Arkansas' punter in endzone  
 .....vs. Arkansas (11/25/05)

## Opponent Returns/Special Teams

Returned a KO for a TD .....Tim Carter, 100 yards (9/16/00 at Auburn)  
 Returned a Punt for a TD .....Kendrick Shanklin, 56 yards (10/16/99 at Kentucky)  
 Returned an INT for a TD .....Tim Jennings, 15 yards (12/3/05 vs.  
 .....Georgia in SEC Championship)  
 Returned 3 INTs for TDs .....3, by Alvis, Smith, Robinson (9/17/94 at Auburn)  
 Recovered a fumble in endzone for a TD .....Chris Shelling (9/17/94 at Auburn)  
 Returned a fumble for a TD .....Zeonte Sherman, 1 yard (9/6/03 at Arizona)  
 Blocked a FG .....vs. Georgia (9/20/03)  
 Blocked a punt .....vs. Georgia (SEC Championship) (12/3/05)  
 Blocked two punts .....2 at Virginia Tech (9/1/02)  
 Blocked a punt for a Safety .....blocked Donnie Jones (9/1/02 at Virginia Tech)  
 Recorded a Safety (Team) .....off blocked punt (9/1/02 at Virginia Tech)  
 Blocked a PAT (kick) .....Georgia (12/6/03 at SEC Championship)  
 Returned a PAT for a Defensive Extra Point ....Eric Kelly, off bad snap (10/17/98 vs. Kentucky)  
 Faked a field goal for a TD .....Damon Duval, 1 yard run (9/18/99 vs. Auburn)  
 Recovered an onside kick .....Western Illinois (9/13/03)



**Brian Johnson**



**Chris Jackson**



**Justin Vincent**



**JaMarcus Russell**



**Kevin Steltz**

