



Matt Mauck set the LSU record for consecutive completions with 14 against Louisiana Tech in 2003.

MOST CONSECUTIVE COMPLETIONS (IN ONE GAME)

1.	14	Matt Mauck vs. Louisiana Tech, 2003 (first 14 attempts)
		Chad Loup vs. Arkansas, 1993 (first 14 attempts)
2.	12	Alan Risher vs. Rice, 1981
		Jeff Wickersham at Tulane, 1985
		Tommy Hodson at Tennessee, 1988
5.	11	Rohan Davey vs. Western Carolina, 2000

CONSECUTIVE PASSES WITHOUT AN INTERCEPTION (IN ONE GAME)

1.	49	Tommy Hodson vs. Tennessee, 1989
2.	44	Jesse Daigle vs. Mississippi State, 1991
3.	43	Rohan Davey vs. Tennessee, 2001
4.	40	Tommy Hodson at Ohio State, 1988
5.	39	Tommy Hodson at Ole Miss, 1986
	39	Marcus Randall vs. Texas, 2003

PASSING TOUCHDOWNS

PLAYER	TDS	OPPONENT
1. Matt Mauck	4	Western Illinois, 2003
Matt Mauck	4	Louisiana Tech, 2003
Matt Mauck	4	Arkansas, 2003
Steve Ensminger	4	Rice, 1977
Tommy Hodson	4	Ohio, 1989
Tommy Hodson	4	Tennessee, 1989
Jamie Howard	4	Rice, 1995
Herb Tyler	4	Akron, 1997
Rohan Davey	4	Tennessee, 2000
Josh Booty	4	Alabama, 2000
11.	33 times	Last: Matt Mauck Auburn, 2003

LONGEST PASS (* DENOTES TOUCHDOWN)

PLAY	YARDS	OPPONENT
1. Steve Ensminger to Carlos Carson	82	Georgia, 1978*
2. Jamie Howard to Brett Bech	81	Ole Miss, 1994
3. Y.A. Tittle to Dan Sandifer	80	Georgia Tech, 1946*
Norm Stevens to Al Doggett	80	Kentucky, 1952*
Jeff Wickersham to Eric Martin	80	Alabama, 1983*
Tommy Hodson to Sammy Martin	80	Rice, 1987*
Josh Booty to Reggie Robinson	80	W. Carolina, 2000*
8. Chad Loup to Todd Kinchen	79	Texas A&M, 1990*
9. Alan Risher to Orlando McDaniel	76	Florida State, 1981*
Jamie Howard to Brett Bech	76	Auburn, 1994*

Season-Passing Records

PASSING YARDS

PLAYER	YARDS	ATT.	COMP.	PCT.	TDS	GAMES
1. Rohan Davey (2001)	3,347	367	217	59.1	18	12
2. Matt Mauck (2003)	2,825	358	229	64.0	28	14
3. Tommy Hodson (1989)	2,655	317	183	57.7	22	11
4. Jeff Wickersham (1983)	2,542	337	193	57.3	7	11
5. Tommy Hodson (1986)	2,261	288	175	60.8	19	11
6. Jeff Wickersham (1984)	2,165	312	178	57.1	12	11
7. Jeff Wickersham (1985)	2,145	346	209	60.4	5	11
8. Tommy Hodson (1987)	2,125	265	162	61.1	15	11
9. Josh Booty (2000)	2,121	290	145	50.0	17	10
10. Tommy Hodson (1988)	2,074	293	154	52.6	13	11

PASS COMPLETIONS

PLAYER	COMP.	ATT.	PCT.	TDS	YDS.	GAMES
1. Matt Mauck (2003)	229	358	64.0	28	2,825	14
2. Rohan Davey (2001)	217	367	59.1	18	3,347	12
3. Jeff Wickersham (1985)	209	346	60.4	5	2,145	11
4. Jeff Wickersham (1983)	193	337	57.3	7	2,542	11
5. Tommy Hodson (1989)	183	317	57.7	22	2,655	11
6. Jeff Wickersham (1984)	178	312	57.1	12	2,165	11
7. Tommy Hodson (1986)	175	288	60.8	19	2,261	11
8. Tommy Hodson (1987)	162	265	61.1	15	2,125	11
9. Josh Booty (1999)	162	333	48.6	7	1,830	10
10. Tommy Hodson (1988)	154	293	52.6	13	2,074	11

PASS ATTEMPTS

PLAYER	ATT.	COMP.	PCT.	TDS	YDS.	GAMES
1. Rohan Davey (2001)	367	217	59.1	18	3,347	12
2. Matt Mauck (2003)	358	229	64.0	28	2,825	14
3. Jeff Wickersham (1985)	346	209	60.4	5	2,145	11
4. Jeff Wickersham (1983)	337	193	57.3	7	2,542	11
5. Josh Booty (1999)	333	162	48.6	7	1,830	10
6. Tommy Hodson (1989)	317	183	57.7	22	2,655	11
7. Jeff Wickersham (1984)	312	178	57.1	12	2,165	11
8. Tommy Hodson (1988)	293	154	52.6	13	2,074	11
9. Josh Booty (2000)	290	145	50.0	17	2,121	10
10. Tommy Hodson (1986)	288	175	60.8	19	2,261	11

PASS COMPLETION PERCENTAGE (MIN. 50 ATT.)

PLAYER	PCT.	ATT.	COMP.	TDS	YDS.	GAMES
1. Herb Tyler (1995)	65.2	69	45	5	589	4
2. Rohan Davey (2000)	64.4	59	38	7	577	4
3. Matt Mauck (2003)	64.0	358	229	28	2,825	14
Nelson Stokley (1965)	64.0	50	32	3	468	10
5. Alan Risher (1982)	63.7	234	149	17	1,834	11
6. Alan Risher (1981)	63.0	238	150	5	1,780	11
Marcus Randall (2004)	63.0	162	102	9	1,269	12
8. Herb Tyler (1998)	61.2	250	153	18	2,018	10
9. Tommy Hodson (1987)	61.1	265	162	15	2,125	11
10. Tommy Hodson (1986)	60.8	288	175	19	2,261	11
Herb Tyler (1997)	60.8	209	127	10	1,581	11

PASSING TOUCHDOWNS

PLAYER	TDS	ATT.	COMP.	PCT.	YDS.	GAMES
1. Matt Mauck (2003)	28	358	229	64.0	2,825	14
2. Tommy Hodson (1989)	22	317	183	57.7	2,655	11
3. Tommy Hodson (1986)	19	288	175	60.8	2,261	11
4. Rohan Davey (2001)	18	367	217	59.1	3,347	12
Herb Tyler (1998)	18	250	153	61.2	2,018	10
6. Alan Risher (1982)	17	234	149	63.7	1,834	11
Josh Booty (2000)	17	290	145	50.0	2,121	10
8. Tommy Hodson (1987)	15	265	162	61.1	2,125	11
9. Bert Jones (1972)	14	199	103	51.8	1,446	11
10. Y.A. Tittle (1946)	13	95	45	47.4	780	10
Tommy Hodson (1988)	13	293	154	52.6	2,074	11
Jamie Howard (1994)	13	274	140	51.1	1,997	11

Career-Passing Records

PASSING YARDS

PLAYER	YDS.	COMP.	ATT.	PCT.	TDS
1. Tommy Hodson (1986-89)	9,115	674	1,163	58.0	69
2. Jeff Wickersham (1982-85)	6,921	587	1,005	58.4	25
3. Jamie Howard (1992-95)	6,158	459	934	49.1	34
4. Herb Tyler (1995-98)	5,876	434	715	60.7	40
5. Alan Risher (1980-82)	4,585	381	615	62.0	31
6. Rohan Davey (1998-2001)	4,415	478	286	59.8	29
7. Josh Booty (1999-2000)	3,951	307	623	49.3	24
8. Matt Mauck (2001-03)	3,831	310	529	58.6	37
9. Bert Jones (1970-72)	3,225	220	418	52.6	28
10. Chad Loup (1990-93)	3,167	267	468	57.1	15

PASS COMPLETIONS

PLAYER	COMP.	ATT.	PCT.	TDS	YDS.
1. Tommy Hodson (1986-89)	674	1,163	58.0	69	9,115
2. Jeff Wickersham (1982-85)	587	1,005	58.4	25	6,921
3. Jamie Howard (1992-95)	459	934	49.1	34	6,158
4. Herb Tyler (1995-98)	434	715	60.7	40	5,876
5. Alan Risher (1980-82)	381	615	62.0	31	4,585
6. Matt Mauck (2001-03)	310	529	58.6	37	3,831
7. Josh Booty (1999-2000)	307	623	49.3	24	3,951
8. Rohan Davey (1998-2001)	286	478	59.8	29	4,415
9. Chad Loup (1990-93)	267	468	57.1	15	3,167
10. Bert Jones (1970-72)	220	418	52.6	28	3,225

PASS ATTEMPTS

PLAYER	ATT.	COMP.	PCT.	TDS	YDS.
1. Tommy Hodson (1986-89)	1,163	674	58.0	69	9,115
2. Jeff Wickersham (1982-85)	1,005	587	58.4	25	6,921
3. Jamie Howard (1992-95)	934	459	49.1	34	6,158
4. Herb Tyler (1995-98)	715	434	60.7	40	5,876
5. Josh Booty (1999-2000)	623	307	49.3	24	3,951
6. Alan Risher (1980-82)	615	381	62.0	31	4,585
7. Matt Mauck (2001-03)	529	310	58.6	37	3,831
8. Rohan Davey (1998-2001)	478	286	59.8	29	4,415
9. Chad Loup (1990-93)	468	267	57.1	15	3,167
10. Steve Ensminger (1976-79)	434	196	45.2	16	2,770

PASS COMPLETION PERCENTAGE (MIN. 400 ATT.)

PLAYER	PCT.	ATT.	COMP.	TDS	YARDS
1. Alan Risher (1980-82)	62.0	615	381	31	4,585
2. Herb Tyler (1995-98)	60.7	715	434	40	5,876
3. Rohan Davey (1998-2001)	59.8	478	286	29	4,415
4. Matt Mauck (2001-03)	58.6	529	310	37	3,831
5. Jeff Wickersham (1982-85)	58.4	1,005	587	25	6,921
6. Tommy Hodson (1986-89)	58.0	1,163	674	69	9,115
7. Chad Loup (1990-93)	57.1	468	267	15	3,167
8. Bert Jones (1970-72)	52.6	418	220	28	3,225
9. Josh Booty (1999-2000)	49.3	623	307	24	3,951
10. Jamie Howard (1992-95)	49.1	934	459	34	6,158



Rohan Davey tied an SEC record with 540 total yards against Alabama in 2001.

PASSING TOUCHDOWNS

PLAYER	TDS	ATT.	COMP.	PCT.	YARDS
1. Tommy Hodson (1986-89)	69	1,163	674	58.0	9,115
2. Herb Tyler (1995-98)	40	715	434	60.7	5,876
3. Matt Mauck (2001-03)	37	529	310	58.6	3,831
4. Jamie Howard (1992-95)	34	934	459	49.1	6,158
5. Alan Risher (1980-82)	31	615	381	62.0	4,585
6. Rohan Davey (1998-2001)	29	478	286	59.8	4,415
7. Bert Jones (1970-72)	28	418	220	52.6	3,225
8. Jeff Wickersham (1982-85)	25	1,005	587	58.4	6,921
9. Josh Booty (1999-2000)	24	623	307	49.3	3,951
10. Y.A. Tittle (1944-47)	23	330	171	54.1	2,525

CONSECUTIVE PASSES WITHOUT AN INTERCEPTION

1.	137	Alan Risher, 1982
2.	125	Rohan Davey, 2000-01
3.	124	Marcus Randall, 2002-03
4.	105	Tommy Hodson, 1987-88

Game-Total Offense Records

PASS PLAYS

1.	61	Josh Booty vs. Auburn, 1999 (3 rush, 58 pass)
2.	56	Marcus Randall vs. Texas, 2003 (11 rush, 45 pass)
3.	55	Tommy Hodson vs. Tennessee, 1989 (6 rush, 49 pass)
4.	53	Jeff Wickersham vs. Miss. State, 1983 (2 rush, 51 pass)
	53	Herb Tyler at Ole Miss, 1998 (14 rush, 39 pass)
6.	51	Jesse Daigle vs. Miss. State, 1991 (7 rush, 44 pass)
	51	Chad Loup vs. Arkansas, 1993 (8 rush, 43 pass)
8.	50	Chad Loup at Florida, 1990 (8 rush, 42 pass)
		Jamie Howard vs. Southern Miss, 1994 (7 rush, 43 pass)

PLAYER	RUSH
--------	------

- INTRO
- THIS IS LSU
- TIGERS
- COACHES
- REVIEW
- HISTORY
- LSU



Tommy Hodson holds the LSU career record with 9,115 passing yards.

PASSING YARDS PER GAME

1.	279.2	Rohan Davey, 2001 (3,351 in 12 games)
2.	236.7	Tommy Hodson, 1989 (2,604 in 11 games)
3.	221.5	Jeff Wickersham, 1983 (2,436 in 11 games)
4.	220.0	Herb Tyler, 1998 (2,200 in 10 games)
5.	212.2	Josh Booty, 2000 (2,121 in 10 games)
6.	208.7	Matt Mauck, 2003 (2,922 in 14 games)
7.	201.8	Tommy Hodson, 1986 (2,219 in 11 games)
8.	200.0	Jamie Howard, 1995 (1,400 in 7 games)

Passing Yards Gained Per Play (min. 300 yards)

1.	8.3	Rohan Davey, 2001 (3,351 yards on 405 plays)
2.	7.0	Tommy Hodson, 1989 (2,604 yards on 373 plays)

Career-Total Offense Records

PASS PLAYS

1.	1,307	Tommy Hodson, 1986-89 (144 rush, 1,163 pass)
2.	1,181	Jeff Wickersham, 1982-85 (176 rush, 1,005 pass)
3.	1,063	Jamie Howard, 1992-95 (129 rush, 934 pass)
4.	1,006	Herb Tyler, 1995-98 (291 rush, 715 pass)
5.	992	Alan Risher, 1980-82 (377 rush, 615 pass)

YARDS

PLAYER, POSITION (YEARS)	RUSHING		TOTAL YARDS
	YARDS	PASSING YARDS	
1. Tommy Hodson, QB (1986-89)	-177	9,115	8,938
2. Jeff Wickersham, QB (1982-85)	-216	6,921	6,705
3. Herb Tyler, QB (1995-98)	778	5,876	6,654
4. Jamie Howard, QB (1992-95)	-598	6,158	5,560
5. Alan Risher, QB (1980-82)	542	4,585	5,127
6. Rohan Davey, QB (1998-2001)	77	4,415	4,492
7. Matt Mauck, QB (2001-03)	345	3,831	4,176
8. Charles Alexander, TB (1975-78)	4,035	17	4,052
9. Dalton Hilliard, RB (1982-85)	4,040	0	4,050
10. Josh Booty, QB (1999-2000)	-83	3,951	3,868

PASSING YARDS PER GAME

1.	203.1	Tommy Hodson, 1986-89 (8,938 in 44 games)
2.	197.5	Josh Booty, 1999-2000 (3,951 in 20 games)
3.	184.8	Herb Tyler, 1995-98 (6,654 in 36 games)
4.	181.6	Matt Mauck, 2001-03 (4,176 in 23 games)
5.	179.7	Rohan Davey, 1998-2001 (4,492 in 25 games)
6.	176.4	Jeff Wickersham, 1982-85 (6,705 in 38 games)
7.	155.4	Alan Risher, 1980-82 (5,127 in 33 games)
8.	154.4	Jamie Howard, 1992-95 (5,560 in 36 games)
9.	121.5	Nelson Stokley, 1965-67 (2,308 in 19 games)

PASSING YARDS GAINED PER PLAY (MIN. 900 PLAYS)

1.	6.8	Tommy Hodson, 1986-89 (8,938 yards on 1,307 plays)
2.	6.6	Herb Tyler, 1995-98 (6,654 on 1,006 plays)
3.	5.7	Jeff Wickersham, 1982-85 (6,705 yards on 1,181 plays)

Game-Reception Records

RECEPTIONS

PLAYER	REC.	YRD.	OPPONENT
1. Josh Reed	-19	(293 yds.)	Alabama, 2001
Wendell Davis	14	(208 yds.)	Ole Miss, 1986
3. Jerel Myers	13	(153 yds.)	Auburn, 1999
4. Michael Clayton	12	(130 yds.)	Alabama, 2003
5. Tommy Morel	11	(152 yds.)	Mississippi St., 1967
Charles Alexander	11	(94 yds.)	Kentucky, 1978
Wendell Davis	11	(123 yds.)	Georgia, 1987
8. Tommy Morel	10	(103 yds.)	Tulane, 1968
Andy Hamilton	10	(165 yds.)	Baylor, 1970
Alvin Lee	10	(128 yds.)	Tennessee, 1988
Larry Foster	10	(111 yds.)	Auburn, 1998
Abram Booty	10	(116 yds.)	Arkansas, 1997
Josh Reed	10	(113 yds.)	Mississippi St., 2000
Reggie Robinson	10	(103 yds.)	Mississippi St., 2000
Josh Reed	10	(146 yds.)	Mississippi St., 2001
Josh Reed	10	(186 yds.)	Auburn, 2001

• -SEC Record

RECEPTION YARDS

PLAYER	YARDS	YRD.	OPPONENT
1. Josh Reed	-293	(19 rec.)	Alabama, 2001
2. Todd Kinchen	248	(9 rec.)	Mississippi St., 1991
3. Eric Martin	209	(8 rec.)	Alabama, 1983
4. Wendell Davis	208	(14 rec.)	Ole Miss, 1986
5. Carlos Carson	201	(5 rec.)	Rice, 1977
Shedrick Wilson	201	(9 rec.)	Rice, 1995
7. Eddie Kennison	195	(6 rec.)	Utah State, 1993
8. Josh Reed	186	(10 rec.)	Auburn, 2001
9. Wendell Davis	184	(9 rec.)	N. Carolina, 1986
10. Josh Reed	183	(7 rec.)	Arkansas, 2001

• -SEC Record

YARDS PER RECEPTION (MIN. 5 CATCHES)

1.	40.2	Devery Henderson at Kentucky, 2002 (5 for 201)
40.2	Carlos Carson vs. Rice, 1977 (5 for 201)	
3.	32.5	Eddie Kennison vs. Utah State, 1993 (6 for 195)
4.	27.6	Todd Kinchen vs. Mississippi State, 1991 (9 for 248)
5.	27.4	Josh Reed vs. Western Carolina, 2000 (5 for 137)
27.4	Larry Foster vs. Kentucky, 1998 (5 for 137)	

RECEPTION TOUCHDOWNS

PLAYER	TDS	OPPONENT
1. Carlos Carson	5	Rice, 1977
2. Tony Moss	4	Ohio University, 1989
3. Devery Henderson	3	Kentucky, 2002
Josh Reed	3	Tennessee, 2000
Tommy Morel	3	Mississippi St., 1967
Andy Hamilton	3	Notre Dame, 1971
Gerald Keigley	3	Auburn, 1972
Wendell Davis	3	Tulane, 1986
Wendell Davis	3	Ole Miss, 1987
Wendell Davis	3	South Carolina, 1987
Shedrick Wilson	3	Rice, 1995

Season-Reception Records

RECEPTIONS

PLAYER	REC.	YRD.
1. Josh Reed (2001)	94	(1,740 yds.)
2. Wendell Davis (1986)	80	(1,244 yds.)
3. Michael Clayton (2003)	78	(1,079 yds.)
4. Wendell Davis (1987)	72	(993 yds.)
5. Josh Reed (2000)	65	(1,127 yds.)
6. Jerel Myers (1999)	64	(854 yds.)
7. Shedrick Wilson (1995)	60	(845 yds.)
8. Tony Moss (1989)	59	(934 yds.)
9. Michael Clayton (2002)	57	(749 yds.)
10. Larry Foster (1998)	56	(722 yds.)

RECEPTION YARDS

PLAYER	YARDS
1. Josh Reed (2001)	-1,740 (94 rec.)
2. Wendell Davis (1986)	1,244 (80 rec.)
3. Josh Reed (2000)	1,127 (65 rec.)
4. Michael Clayton (2003)	1,079 (78 rec.)
5. Eric Martin (1983)	1,064 (52 rec.)
6. Wendell Davis (1987)	993 (72 rec.)
7. Tony Moss (1988)	957 (55 rec.)
8. Tony Moss (1989)	934 (59 rec.)
9. Andy Hamilton (1970)	870 (39 rec.)
10. Devery Henderson (2003)	861 (53 rec.)

• -SEC Record

YARDS PER RECEPTION

(min. 25 catches)	22.3	Andy Hamilton, 1970 (39 for 870)
(min. 50 catches)	20.5	Eric Martin, 1983 (52 for 1,064)
	18.5	Josh Reed, 2001 (94 for 1,740)
	17.3	Josh Reed, 2000 (65 for 1,127)
	16.2	Devery Henderson, 2003 (53 for 861)
	16.1	Todd Kinchen, 1991 (53 for 855)
	15.8	Tony Moss, 1989 (59 for 934)
(min. 75 catches)	18.5	Josh Reed, 2001 (94 for 1,740)
	15.6	Wendell Davis, 1986 (80 for 1,244)

RECEPTION YARDS PER GAME

1.	-145.0	Josh Reed, 2001 (1,740 in 12 games)
2.	113.1	Wendell Davis, 1986 (1,244 in 11 games)
3.	102.5	Josh Reed, 2000 (1,127 in 11 games)
4.	97.0	Eric Martin, 1983 (1,064 in 11 games)

• -SEC Record

RECEPTION TOUCHDOWNS

PLAYER	TDS
1. Devery Henderson (2003)	11
Wendell Davis (1986)	11
3. Michael Clayton (2003)	10
Josh Reed (2000)	10
Carlos Carson (1977)	10
6. Andy Hamilton (1971)	9
Tony Moss (1989)	9
Eddie Fuller (1989)	9
9. Devery Henderson (2002)	8
10. Ken Kavanaugh, Sr. (1939)	7
Gerald Keigley (1972)	7
Eric Martin (1982)	7
Wendell Davis (1987)	7
Josh Reed (2001)	7



Josh Reed holds the SEC record for receiving yards in a game with 293 against Alabama in 2001.

100-YARD GAMES

NO.	NAME	GAMES
1.	Josh Reed (2001)	11
2.	Josh Reed (2000)	6
	Wendell Davis (1987)	6
	Wendell Davis (1986)	6
5.	Tony Moss (1988)	5
	Andy Hamilton (1971)	5
7.	Michael Clayton (2003)	4
	Todd Kinchen (1990)	4
	Tony Moss (1989)	4
	Eric Martin (1983)	4
	Eric Martin (1982)	4
	Andy Hamilton (1970)	4
	Tommy Morel (1968)	4

Career-Reception Records

RECEPTIONS

PLAYER	REC.
1. Wendell Davis (1984-87)	183 (2,708 yds.)
2. Michael Clayton (2001-03)	182 (2,582 yds.)
3. Josh Reed (1999-2001)	167 (3,001 yds.)
4. Eric Martin (1981-84)	152 (2,625 yds.)
5. Jerel Myers (1999-2002)	149 (1,843 yds.)
6. Tony Moss (1986-89)	132 (2,196 yds.)
7. Larry Foster (1996-99)	125 (1,747 yds.)
8. Garry James (1982-85)	122 (994 yds.)
9. Shedrick Wilson (1992-95)	121 (1,536 yds.)
10. Abram Booty (1997-2000)	117 (1,768 yds.)

RECEPTION YARDS

PLAYER	YARDS
1. Josh Reed (1999-2001)	3,001 (167 rec.)
2. Wendell Davis (1984-87)	2,708 (183 rec.)
3. Eric Martin (1981-84)	2,625 (152 rec.)
4. Michael Clayton (2001-03)	2,582 (182 rec.)
5. Tony Moss (1986-89)	2,196 (132 rec.)
6. Andy Hamilton (1969-71)	1,995 (100 rec.)
7. Todd Kinchen (1988-91)	1,911 (112 rec.)
8. Jerel Myers (1999-2002)	1,843 (149 rec.)
9. Abram Booty (1997-00)	1,768 (117 rec.)
10. Larry Foster (1996-99)	1,747 (125 rec.)

YARDS PER RECEPTION (MIN. 100 CATCHES)

1.	19.9	Andy Hamilton, 1969-71 (100 for 1,995)
2.	17.9	Josh Reed, 1999-2001 (167 for 3,001)
3.	17.3	Eric Martin, 1981-84 (152 for 2,625)
4.	16.6	Tony Moss, 1986-89 (132 for 2,196)

RECEPTION TOUCHDOWNS

PLAYER	TDS
1. Michael Clayton (2001-03)	21
2. Devery Henderson (2000-03)	19
Wendell Davis (1984-87)	19
4. Andy Hamilton (1969-71)	18
5. Josh Reed (1999-2001)	17
Ken Kavanaugh, Sr. (1937-39)	17
7. Tony Moss (1986-89)	16
8. Eddie Fuller (1986-89)	15
9. Carlos Carson (1977-79)	14
Eric Martin (1981-84)	14

100-YARD GAMES

NO.	NAME	GAMES
1.	Josh Reed (1999-2001)	18
2.	Wendell Davis (1984-87)	13
3.	Eric Martin (1981-84)	10
4.	Tony Moss (1986-89)	9
	Andy Hamilton (1969-71)	9
6.	Todd Kinchen (1989-91)	8
7.	Michael Clayton (2001-03)	7
8.	Abram Booty (1997-99)	5
	Tommy Morel (1966-68)	5
10.	Devery Henderson (2000-03)	4



Kevin Faulk holds the SEC record with 6,833 career all-purpose yards.

Jerel Myers (1999-2002)	4
Eddie Kennison (1993-95)	4
Brett Bech (1992-94)	4
Carlos Carson (1977-79)	4

Game-All Purpose Records

PLAYER	RUSH	REC	PR	KOR	TOTAL	OPPONENT
1. Kevin Faulk	246	8	106	16	376	Houston, 1996
2. Josh Reed	0	293	5	40	338	Alabama, 2001
3. Cecil Collins	232	11	0	57	300	Auburn, 1997
4. Devery Henderson	10	201	0	87	298	Kentucky, 2002
5. Domanick Davis	122	0	128	36	286	Miss. St., 2002
6. Kevin Faulk	212	43	0	17	272	Kentucky, 1997
7. Kevin Faulk	234	4	0	33	271	Michigan St., 1995
8. Domanick Davis	99	15	89	63	266	Ole Miss, 2001
Kevin Faulk	180	12	74	0	266	Ark. St., 1998
10. Kevin Faulk	178	50	3	37	265	Idaho, 1998
Kevin Faulk	138	24	48	55	265	Kentucky, 1996

Season-All Purpose Records

PLAYER	RUSH	REC	PR	KOR	TOTAL
1. Domanick Davis (2002)	931	130	499	560	2,120
2. Kevin Faulk (1998)	1,279	287	265	278	2,109
3. Kevin Faulk (1996)	1,282	134	375	313	2,104
4. Josh Reed (2001)	7	1,740	5	108	1,860
5. Charles Alexander (1977)	1,686	80	0	0	1,766
6. Kevin Faulk (1997)	1,144	93	192	217	1,646
7. Dalton Hilliard (1984)	1,268	204	0	143	1,472
8. Eddie Kennison (1995)	86	739	253	371	1,449
9. Dalton Hilliard (1985)	1,134	313	0	0	1,447
10. Domanick Davis (2000)	445	120	298	572	1,435
Charles Alexander (1978)	1,172	263	0	0	1,435

Career-All Purpose Records

PLAYER	RUSH	REC	PR	KOR	TOTAL
1. Kevin Faulk (1995-98)	4,557	600	844	844	6,833
2. Domanick Davis (1999-2002)	2,056	393	1,126	2,168	5,743
3. Dalton Hilliard (1982-85)	4,050	1,133	0	143	5,326
4. Charles Alexander (1975-78)	4,035	431	0	47	4,513
5. Harvey Williams (1986-90)	2,860	674	0	532	4,066
6. Eric Martin (1981-84)	357	2,625	0	851	3,833
7. Eddie Kennison (1993-95)	140	1,554	947	1,178	3,819
8. Garry James (1982-85)	2,225	1,003	1	569	3,798
9. Billy Cannon (1957-59)	1,867	522	349	616	3,354
10. Sammy Martin (1984-87)	1,359	873	0	1,066	3,298

-- SEC Record

Game-Kicking Records

FIELD GOALS MADE	
1. 4	Mike Conway at Kentucky (1978))
4	David Browndyke vs. Ole Miss (1986)
4	David Browndyke at Mississippi State (1986)
4	David Browndyke at Georgia (1987)
4	David Browndyke at Ohio State (1988)
4	Andre' Lafleur at Auburn (1994)
4	John Corbello vs. Miami (Ohio) (2002)

POINTS AFTER TOUCHDOWN MADE	
1. 10	Bobby Moreau vs. Rice (1977)
2. 9	Wade Richey vs. New Mexico State (1996)
3. 8	Mark Lumpkin vs. Ole Miss (1970)
8	Mike Conway vs. Oregon (1977)
8	David Browndyke vs. Cal State-Fullerton (1987)

LONGEST FIELD GOAL MADE		
PLAYER	YARDS	OPPONENT (YEAR)
1. Wade Richey	54	Kentucky (1996)
Ron Lewis	54	North Carolina (1985)
3. Chris Jackson	53	Arkansas (2004)
4. David Browndyke	52	Ole Miss (1986)
Juan Roca	52	Florida (1973)
6. Chris Jackson	51	Ole Miss (2004)
Pedro Suarez	51	Ole Miss (1990)

Andre Lafleur	51	Mississippi State (1995)
Pedro Suarez	51	Ole Miss (1990)
Juan Carlos Betanzos	51	Rice (1982)
11. David Browndyke	50	Mississippi State (1989)
Juan Roca	50	Florida (1973)

LONGEST PUNT		
PLAYER	YARDS	OPPONENT (YEAR)
1. Donnie Jones	86	Kentucky (2002)
2. Matt DeFrank	71	Notre Dame (1986)
3. Donnie Jones	69	UAB (2000)
4. Donnie Jones	68	Kentucky (2001)
5. Donnie Jones	67	Auburn (2003)
Matt DeFrank	67	Kentucky (1987)
James Parker	67	South Carolina (1982)
8. Chad Kessler	66	Vanderbilt (1997)
Mitch Worley	66	Miami (1966)
10. Scott Holstein	65	Texas A&M (1993)
Rusty Jackson	65	Texas A&M (1974)
Gerald Brown	65	Tulane (1965)
Danny Neumann	65	Rice (1963)

Season-Kicking Records

FIELD GOALS MADE		
PLAYER	MADE	
1. David Browndyke(1988)	19	(23 att.)
2. John Corbello (2002)	17	(24 att.)
3. Pedro Suarez (1990)	15	(17 att.)
4. John Corbello (2001)	14	(23 att.)
Andre Lafleur (1993)	14	(17 att.)
David Browndyke(1989)	14	(14 att.)
David Browndyke(1987)	14	(20 att.)
David Browndyke(1986)	14	(18 att.)
Juan Betanzos (1983)	14	(18 att.)
Mike Conway (1978)	14	(15 att.)

FIELD GOALS ATTEMPTED		
PLAYER	ATT.	
1. John Corbello (2002)	24	(17 made)
2. David Browndyke (1988)	23	(19 made)
John Corbello (2001)	23	(14 made)
4. Doug Moreau (1964)	21	(13 made)
5. David Browndyke (1987)	20	(14 made)
Juan Betanzos (1984)	20	(12 made)
8. Andre Lafleur (1995)	19	(13 made)
Pedro Suarez (1991)	19	(13 made)
10. David Browndyke (1986)	18	(14 made)
Juan Betanzos (1983)	18	(14 made)
John Corbello (2000)	18	(10 made)

FIELD GOAL PCT. (MIN. 5 ATTEMPTS)		
PLAYER	PCT.	
1. David Browndyke (1989)	1.000	(14 of 14)
2. Mike Conway (1978)	.933	(14 of 15)
3. Pedro Suarez (1990)	.882	(15 of 17)
4. David Johnston (1981)	.833	(10 of 12)
5. David Browndyke(1988)	.826	(19 of 23)
6. Andre Lafleur (1993)	.824	(14 of 17)
7. Mike Conway (1975)	.800	(4 of 5)
8. David Browndyke(1986)	.778	(14 of 18)
Juan Betanzos (1983)	.778	(14 of 18)
10. John Corbello (1999)	.750	(9 of 12)

POINTS AFTER TOUCHDOWN		
PLAYER	PATS	
1. Juan Betanzos (1982)	48	
2. Wade Richey (1996)	42	
3. John Corbello (2001)	41	
4. David Browndyke (1987)	41	
5. Jay Michaelson (1971)	39	
6. Mark Lumpkin (1969)	38	
7. Ryan Gaudet (2003)	36	
8. Andre Lafleur (1995)	34	
John Corbello (2002)	34	
10. John Corbello (2000)	33	
Wade Richey (1997)	33	

CONSECUTIVE POINTS AFTER TOUCHDOWN MADE		
1. 43	Juan Betanzos (1982)	
2. 41	David Browndyke (1987)	
3. 34	John Corbello (2002)	
34	Andre' Lafleur (1995)	
5. 27	Ronnie Lewis (1985)	
27	Andre' Lafleur (1994)	

TOTAL PUNTS		
PLAYER	PUNTS	
1. Al Doggett (1952)	81	(38.9 avg.)
2. Jim Barton (1951)	75	(36.0 avg.)
3. Steve Jackson (1975)	73	(40.0 avg.)
4. James Wagner (1981)	67	(40.0 avg.)
5. David Johnston (1980)	66	(39.0 avg.)
6. Donnie Jones (2003)	65	(42.4 avg.)
7. Wayne Dickinson (1970)	64	(37.5 avg.)
Jerry Stovall (1960)	64	(42.1 avg.)
Donnie Jones (2002)	64	(44.0 avg.)
10. Eddie Ray (1969)	63	(41.0 avg.)



David Browndyke was a perfect 14-of-14 on field goals in the 1989 season.

PUNTING YARDAGE		
PLAYER	YARDS	
1. Al Doggett (1952)	3,147	(81 no.)
2. Steve Jackson (1975)	2,936	(73 no.)
3. Donnie Jones (2002)	2,813	(64 no.)
4. Donnie Jones (2003)	2,757	(65 no.)
5. Jim Barton (1951)	2,696	(75 no.)
Jerry Stovall (1960)	2,696	(64 no.)
7. James Wagner (1981)	2,682	(67 no.)
8. Donnie Jones (2001)	2,618	(60 no.)
9. Eddie Ray (1969)	2,581	(63 no.)
10. David Johnston (1980)	2,574	(66 no.)

PUNTING AVERAGE		
PLAYER	AVG.	
1. Chad Kessler (1997)	50.28	(39 no.)
2. Chad Kessler (1995)	44.09	(47 no.)
3. Rene Bourgeois (1989)	43.97	(39 no.)
4. Donnie Jones (2002)	43.95	(64 no.)
5. Corey Gibbs (1998)	43.71	(28 no.)
6. Donnie Jones (2001)	43.70	(47 no.)
7. Corey Gibbs (1999)	43.02	(57 no.)
8. Eddie Ray (1967)	42.85	(52 no.)
9. Donnie Jones (2003)	42.42	(65 no.)
10. Chad Kessler (1996)	42.27	(49 no.)

Career-Kicking Records

FIELD GOALS MADE		
PLAYER	MADE	
1. David Browndyke (1986-89)	61	(75 att.)
2. John Corbello (1999-2002)	50	(77 att.)
3. Andre Lafleur (1993-95)	37	(50 att.)
4. Juan Betanzos (1982-84)	36	(55 att.)
5. Mike Conway (1975-78)	33	(48 att.)
6. Pedro Suarez (1990-92)	33	(45 att.)
7. Mark Lumpkin (1968-70)	21	(43 att.)
8. Doug Moreau (1963-65)	20	(36 att.)
9. Wendell Harris (1959-61)	18	(29 att.)
10. Dalton "Rusty" Jackson (1972-74)	16	(27 att.)
Chris Jackson (2003-Active)	16	(25 att.)

FIELD GOAL ATTEMPTS		
PLAYER	ATT.	
1. John Corbello (1999-2002)	77	(50 made)
2. David Browndyke (1986-89)	75	(61 made)
3. Juan Betanzos (1982-84)	55	(36 made)
4. Andre Lafleur (1993-95)	50	(37 made)
5. Mike Conway (1975-78)	48	(33 made)
6. Pedro Suarez (1990-92)	45	(33 made)
7. Mark Lumpkin (1968-70)	43	(21 made)
8. Doug Moreau (1963-65)	36	(20 made)
9. Ron Lewis (1984-87)	36	(15 made)
10. Juan Roca (1972-74)	36	(10 made)

FIELD GOAL PERCENTAGE (MIN. 10 ATTEMPTS)		
PLAYER	PCT.	
1. David Browndyke (1986-89)	.813	(61 of 75)
2. David Johnston (1980-81)	.800	(16 of 20)
3. Andre Lafleur (1993-95)	.740	(37 of 50)
4. Pedro Suarez (1990-92)	.733	(33 of 45)
5. Mike Conway (1975-78)	.688	(33 of 48)
6. Juan Betanzos (1982-84)	.655	(36 of 55)
7. John Corbello (1999-2002)	.649	(50 of 77)
8. Chris Jackson (2003-Active)	.640	(16 of 25)
9. Wendell Harris (1959-61)	.621	(18 of 29)
10. Dalton "Rusty" Jackson (1972-74)	.593	(16 of 27)

POINTS AFTER TOUCHDOWN		
PLAYER	PATS	
1. John Corbello (1999-2002)	129	
2. David Browndyke (1986-89)	109	
3. Mark Lumpkin (1968-70)	92	
4. Juan Betanzos (1982-84)	91	
5. Mike Conway (1975-78)	88	
6. Rusty Jackson (1972-74)	81	

- INTRO
- THIS IS LSU
- TIGERS
- COACHES
- REVIEW
- HISTORY**
- LSU



Carlos Carson (3) had five touchdown receptions against Rice in 1977.

7. Andre Lafleur (1993-95)	78
8. Wade Richey (1994-97)	77
9. Ryan Gaudet (2003-Present)	54
10. Doug Moreau (1963-65)	51

CONSECUTIVE POINTS AFTER TOUCHDOWN MADE

1. 109 David Browndyke (1986-89)
2. 69 Andre' Lafleur (1993-95)
3. 47 John Corbello (1999-02)
4. 43 Juan Betanzos (1982)
5. 42 Mike Conway (1976-77)
42 Pedro Suarez (1989-92)

TOTAL PUNTS

PLAYER	PUNTS	AVERAGE
1. Donnie Jones (2000-03)	233	(42.1 avg.)
2. Chad Kessler (1994-97)	186	(42.9 avg.)
3. Clay Parker (1981-84)	180	(40.6 avg.)
4. Rusty Jackson (1972-74)	167	(39.5 avg.)
5. Jerry Stovall (1960-62)	165	(39.3 avg.)
6. Al Doggett (1951-54)	160	(38.1 avg.)
7. Eddie Ray (1967-69)	153	(41.2 avg.)
8. Brian Griffith (1988-91)	136	(40.5 avg.)
9. Steve Jackson (1975-76)	132	(37.9 avg.)
10. Matt DeFrank (1985-87)	124	(40.5 avg.)

PUNTING YARDAGE

PLAYER	YARDS	AVERAGE
1. Donnie Jones (2000-03)	9,798	(233 no.)
2. Chad Kessler (1994-97)	7,976	(186 no.)
3. Clay Parker (1981-84)	7,304	(180 no.)
4. Rusty Jackson (1972-74)	6,603	(167 no.)
5. Jerry Stovall (1960-62)	6,477	(165 no.)
6. Eddie Ray (1967-69)	6,309	(153 no.)
7. Al Doggett (1951-54)	6,099	(160 no.)
8. Brian Griffith (1988-91)	5,511	(136 no.)
9. Matt DeFrank (1984-87)	5,023	(124 no.)
10. Steve Jackson (1975-76)	5,002	(132 no.)

PUNTING AVERAGE

PLAYER	AVG.	NO. OF PUNTS
1. Chad Kessler (1994-97)	42.9	(39 no.)
2. Donnie Jones (2000-03)	42.1	(47 no.)
3. Clay Parker (1981-84)	41.4	(39 no.)
4. Eddie Ray (1967-69)	41.2	(64 no.)
5. Brian Griffith (1988-91)	40.5	(28 no.)
Matt DeFrank (1984-87)	40.5	(47 no.)
7. Rusty Jackson (1972-74)	39.6	(57 no.)
8. Jerry Stovall (1960-62)	39.0	(52 no.)
9. John Adams (1977-79)	38.0	(65 no.)
10. Steve Jackson (1975-76)	37.6	(49 no.)

Game-Scoring Records

PLAYER	POINTS	OPPONENT (DATE)
1. Carlos Carson	30 (5 rec. TDs)	Rice, 1977
Kevin Faulk	30 (5 rush TDs)	Kentucky, 1997
3. Wendell Harris	26 (3 rush TDs, FG, 2 PAT)	Tulane, 1961
Harvey Williams	26 (4 rush TDs, 1 2-Pt. Conv.)	Miami (Ohio), 1990
5. Nine players	24	

POINTS BY KICKING

1. 17 David Browndyke at Mississippi State, 1986 (4 FG, 5 PAT)
2. 15 David Browndyke at Ohio State, 1988 (4 FG, 3 PAT)
15 John Corbello vs. Miami (Ohio), 2002 (4 FG, 3 PAT)
4. 14 David Browndyke at Georgia, 1987 (4 FG, 2 PAT)
14 Andre' Lafleur at Auburn, 1994 (4 FG, 2 PAT)

LONGEST SCORING PLAYS

1. 100 Ken Kavanaugh, fumble return vs. Rice, 1937
100 White Graves, interception return at Kentucky, 1964
100 Sammy Grezaffi, kickoff return at Tennessee, 1967
100 Eric Martin, kickoff return vs. Kentucky, 1981
100 Greg Jackson, interception return at Mississippi State, 1988
100 Eddie Kennison, punt return vs. Mississippi State, 1994

Season-Scoring Records

PLAYER	POINTS
1. LaBrandon Toefield, TB, 2001	114 (19 Rush TD)
2. Charles Alexander, TB, 1977	104 (17 Rush TD, 1 2-point con.)
3. Kevin Faulk, TB, 1998	102 (11 Rush TD, 3 Rec. TD, 2 TD Return)
4. Steve Van Buren, HB, 1943	98 (13 Rush TD, 1 TD Return, 14 PAT)
5. Charles Alexander, TB, 1978	96 (16 Rush TD)
Dalton Hilliard, RB, 1982	96 (11 Rush TD, 5 Rec. TD)
7. Wendell Harris, HB, 1961	94 (6 Rush TD, 2 Rec. TD, 6 FG, 26 PAT, 1 2-point con.)
8. Kevin Faulk, TB, 1997	90 (9 Rush TD)
9. Jimmy Taylor, FB, 1957	86 (12 Rush TD, 14 PAT)
10. John Corbello, PK, 2002	85 (17 FG, 34 PAT)

POINTS BY KICKING

1. 85 John Corbello, 2002 (17 FG, 34 PAT)
2. 83 David Browndyke, 1987 (14 FG, 41 PAT)
3. 77 Juan Betanzos, 1982 (10 FG, 47 PAT)
77 David Browndyke, 1988 (19 FG, 20 PAT)

Career-Scoring Records

PLAYER	YEAR	POINTS
1. Kevin Faulk, TB	1995-98	318 (46 Rush TD, 4 Rec. TD, 3 Return TD)
2. Dalton Hilliard, RB	1982-85	302 (44 Rush TD, 6 Rec. TD, 1 2-point con.)
3. David Browndyke, PK	1986-89	292 (61 FG, 109 PAT)
4. John Corbello, PK	1999-02	279 (50 FG, 129 PAT)
5. Charles Alexander, TB	1975-78	254 (40 Rush TD, 2 Rec. TD, 1 2-point con.)
6. Rondell Mealey, TB	1996-99	198 (29 Rush TD, 4 Rec. TD)
Juan Betanzos, PK	1982-84	198 (36 FG, 90 PAT)
8. Andre' Lafleur, PK	1993-95	189 (37 FG, 78 PAT)
9. Mike Conway, K	1975-78	187 (33 FG, 88 PAT)
10. Garry James, TB	1982-85	180 (27 Rush TD, 3 Rec. TD)

POINTS BY KICKING

1. 292 David Browndyke, 1986-89 (61 FG, 109 PAT)
2. 279 John Corbello, 1999-2002 (33 FG, 95 PAT)
3. 198 Juan Betanzos, 1982-84 (36 FG, 90 PAT)
4. 187 Mike Conway, 1975-78 (33 FG, 88 PAT)

Game-Scoring Records

PLAYER	POINTS	OPPONENT (DATE)
1. Carlos Carson	30 (5 rec. TDs)	Rice, 1977
Kevin Faulk	30 (5 rush TDs)	Kentucky, 1997
3. Wendell Harris	26 (3 rush TDs, FG, 2 PAT)	Tulane, 1961
Harvey Williams	26 (4 rush TDs, 1 2-Pt. Conv.)	Miami (Ohio), 1990
5. Nine players	24	

POINTS BY KICKING

1. 17 David Browndyke at Mississippi State, 1986 (4 FG, 5 PAT)
2. 15 David Browndyke at Ohio State, 1988 (4 FG, 3 PAT)
15 John Corbello vs. Miami (Ohio), 2002 (4 FG, 3 PAT)
4. 14 David Browndyke at Georgia, 1987 (4 FG, 2 PAT)
14 Andre' Lafleur at Auburn, 1994 (4 FG, 2 PAT)

LONGEST SCORING PLAYS

1. 100 Ken Kavanaugh, fumble return vs. Rice, 1937
100 White Graves, interception return at Kentucky, 1964
100 Sammy Grezaffi, kickoff return at Tennessee, 1967
100 Eric Martin, kickoff return vs. Kentucky, 1981
100 Greg Jackson, interception return at Mississippi State, 1988
100 Eddie Kennison, punt return vs. Mississippi State, 1994

Season-Scoring Records

PLAYER	POINTS
1. LaBrandon Toefield, TB, 2001	114 (19 Rush TD)
2. Charles Alexander, TB, 1977	104 (17 Rush TD, 1 2-point con.)
3. Kevin Faulk, TB, 1998	102 (11 Rush TD, 3 Rec. TD, 2 TD Return)
4. Steve Van Buren, HB, 1943	98 (13 Rush TD, 1 TD Return, 14 PAT)
5. Charles Alexander, TB, 1978	96 (16 Rush TD)
Dalton Hilliard, RB, 1982	96 (11 Rush TD, 5 Rec. TD)
7. Wendell Harris, HB, 1961	94 (6 Rush TD, 2 Rec. TD, 6 FG, 26 PAT, 1 2-point con.)
8. Kevin Faulk, TB, 1997	90 (9 Rush TD)
9. Jimmy Taylor, FB, 1957	86 (12 Rush TD, 14 PAT)
10. John Corbello, PK, 2002	85 (17 FG, 34 PAT)

POINTS BY KICKING

1. 85 John Corbello, 2002 (17 FG, 34 PAT)
2. 83 David Browndyke, 1987 (14 FG, 41 PAT)
3. 77 Juan Betanzos, 1982 (10 FG, 47 PAT)
77 David Browndyke, 1988 (19 FG, 20 PAT)



In 2002, linebacker Bradie James broke Al Richardson's 21-year old single-season record for tackles with 154.

Career-Scoring Records

PLAYER	YEAR	POINTS
1. Kevin Faulk, TB	1995-98	318 (46 Rush TD, 4 Rec. TD, 3 Return TD)
2. Dalton Hilliard, RB	1982-85	302 (44 Rush TD, 6 Rec. TD, 1 2-point con.)
3. David Browndyke, PK	1986-89	292 (61 FG, 109 PAT)
4. John Corbello, PK	1999-02	279 (50 FG, 129 PAT)
5. Charles Alexander, TB	1975-78	254 (40 Rush TD, 2 Rec. TD, 1 2-point con.)
6. Rondell Mealey, TB	1996-99	198 (29 Rush TD, 4 Rec. TD)
Juan Betanzos, PK	1982-84	198 (36 FG, 90 PAT)
8. Andre' Lafleur, PK	1993-95	189 (37 FG, 78 PAT)
9. Mike Conway, K	1975-78	187 (33 FG, 88 PAT)
10. Garry James, TB	1982-85	180 (27 Rush TD, 3 Rec. TD)

POINTS BY KICKING

1. 292 David Browndyke, 1986-89 (61 FG, 109 PAT)
2. 279 John Corbello, 1999-2002 (33 FG, 95 PAT)
3. 198 Juan Betanzos, 1982-84 (36 FG, 90 PAT)
4. 187 Mike Conway, 1975-78 (33 FG, 88 PAT)

Game-Defensive Records

TACKLES
1. 21 Al Richardson vs. South Carolina, 1982
2. 20 Toby Caston vs. Georgia, 1986
20 Rudy Harmon at Florida, 1988

SACKS

1. 4 Chuck Wiley vs. South Carolina, 1995
2. 3 Many times (Last: Gabe Northern vs. North Texas, 1995)

INTERCEPTIONS

1. 3 Kenny Konz at Tulane, 1949
3 Jerry Joseph vs. Kentucky, 1965
3 Craig Burns vs. Ole Miss, 1970
3 Clinton Burrell vs. Tulane, 1975
3 Chris Williams at Rice, 1978
3 Corey Webster vs. Florida, 2002

Season

TACKLES	
1. Bradie James (2002)	154
2. Al Richardson (1981)	150
3. Lawrence Williams (1981)	144
4. Al Richardson (1980)	129
5. Lawrence Williams (1982)	123
6. Steve Cassidy (1975)	122
7. Al Richardson (1982)	121
8. Trev Faulk (2001)	119
Lawrence Williams (1980)	119
10. Bradie James (2001)	113
Trev Faulk (2000)	113
Shawn Burks (1985)	113

TACKLES FOR LOSSES

1. Gabe Northern (1994)	23
2. Kenny Bordelon (1975)	21
3. Anthony McFarland (1998)	18
4. Jarvis Green (1998)	17
Marcus Spears (2004)	17
6. John Adams (1978)	16
Michael Brooks (1985)	16
Chad Lavalais (2003)	16
9. Chuck Wiley (1995)	15
10. several with	14



Alley Broussard rushed for a LSU single-game record with 250 yards against Ole Miss in 2003.

SACKS

1. Oliver Lawrence (1989)	12
2. Gabe Northern (1994)	11
3. Rydell Malancon (1981)	10
4. Marcus Spears (2004)	9
Gabe Northern (1995)	9
Ron Sancho (1987)	9
7. Anthony McFarland (1998)	8
Jarvis Green (1998)	8
Oliver Lawrence (1989)	8
Michael Brooks (1985)	8
Michael Brooks (1984)	8
Rydell Malancon (1982)	8
Lyman White (1980)	8

INTERCEPTIONS

1. Craig Burns (1970)	8
Chris Williams (1978)	8
3. Corey Webster (2003)	7
Corey Webster (2002)	7
Cedric Donaldson (1997)	7
Greg Jackson (1988)	7
7. Chris Carrier (1986)	6
Liffort Hobley (1984)	6
Chris Williams (1980)	6
Jerry Joseph (1965)	6

PASSES DEFENDED

1. Travis Daniels (2003)	25
2. Corey Webster (2003)	23
3. Demetrius Hookfin (2002)	17
Corey Webster (2002)	17
5. Norman LeJeune (2002)	15
6. Norman Hodgins (1971)	12
Demetrius Hookfin (2001)	12
8. Carlton Buckles (1992)	11
Denard Walker (1996)	11
Randall Gay (2002)	11

Game

TACKLES

1. Al Richardson (1979-82)	452
2. Bradie James (1999-02)	418
3. Lawrence Williams (1979-82)	386
4. Steve Cassidy (1972-75)	346
5. Shawn Burks (1983-85)	336
6. Lyman White (1977-80)	316
7. Ryan Clark (1998-01)	315
8. Toby Caston (1983-86)	305
9. Trev Faulk (1999-01)	300
Ron Sancho (1985-88)	300

TACKLES FOR LOSSES

1. Anthony McFarland (1995-98)	55
2. Chuck Wiley (1994-97)	43
3. Gabe Northern (1992-95)	40
4. Jarvis Green (1998-01)	39
5. Michael Brooks (1983-86)	38
6. Ron Sancho (1985-88)	37
7. Marcus Spears (2001-04)	34.5
8. Chad Lavalais (2000-03)	32.5
9. Kenny Bordelon (1972-75)	30
10. Rydell Malancon (1980-83)	28

SACKS

1. Rydell Malancon (1980-83)	25
2. Ron Sancho (1985-88)	23
3. Gabe Northern (1992-95)	21
4. Jarvis Green (1998-01)	20
5. Marcus Spears (2001-04)	19
Chuck Wiley (1994-97)	19
7. James Gillyard (1992-95)	18
Michael Brooks (1983-86)	18
9. Anthony McFarland (1995-98)	17
10. Oliver Lawrence (1985-89)	16

INTERCEPTIONS

1. Chris Williams (1977-80)	20
2. Corey Webster (2001-03)	16
3. Craig Burns (1968-79)	12
Charles Oakley (1951-53)	12
5. Tory James (1992-95)	11
Greg Jackson (1985-88)	11
7. Liffort Hobley (1980-84)	11
Chris Carrier (1984-87)	10
Kevin Guidry (1984-87)	10
Norman Jefferson (1983-86)	10
Willie Teal (1976-79)	10

PASSES DEFENDED

1. Corey Webster (2001-04)	49
2. Travis Daniels (2003-04)	34
3. Demetrius Hookfin (1999-02)	29
4. Ryan Clark (1998-01)	27
5. Randall Gay (2001-04)	24
6. Mark Roman (1996-99)	21
7. Norman LeJeune (1999-02)	19
Tory James (1992-95)	19
Fred Booker (1997-00)	19
10. Denard Walker (1993-96)	17

200-Yard Rushing Games

NAME	OPPONENT	YARDS
Alley Broussard	Ole Miss, 2004	250 (26 att.)
Kevin Faulk	Houston, 1996	246 (21 att.)
Charles Alexander	Oregon, 1977	237 (31 att.)
Kevin Faulk	Michigan St., 1995*	234 (25 att.)
Charles Alexander	Wyoming, 1977	233 (43 att.)
Cecil Collins	Auburn, 1997	232 (27 att.)
Rondell Mealey	Notre Dame, 1997*	222 (34 att.)
Harvey Williams	Kentucky, 1990	214 (28 att.)
Terry Robiskie	Rice, 1976	214 (30 att.)
Kevin Faulk	Kentucky, 1997	212 (28 att.)
Justin Vincent	Georgia, 2003	201 (18 att.)
Kevin Faulk	Alabama, 1998	201 (30 att.)

(*denotes bowl game)

100-Yard Rushing Games

NAME	OPPONENT	YARDS
Charles Alexander	Tulane, 1977	199 (41 att.)
Harvey Williams	Rice, 1987	196 (10 att.)
Billy Baggett	Ole Miss, 1950	192 (11 att.)
LaBrandon Toefield	Utah State, 2001	183 (27 att.)
Dalton Hilliard	Florida State, 1982	183 (36 att.)
Charles Alexander	Vanderbilt, 1977	183 (26 att.)
Harvey Williams	Tulane, 1987	181 (19 att.)
Kevin Faulk	Arkansas State, 1998	180 (17 att.)
Cecil Collins	Akron, 1997	179 (20 att.)
Kevin Faulk	Idaho, 1998	178 (13 att.)
Dalton Hilliard	Tulane, 1985	174 (39 att.)
LaBrandon Toefield	Arkansas, 2001	173 (30 att.)
Kevin Faulk	Ole Miss, 1997	172 (25 att.)
Cecil Collins	Mississippi State, 1997	172 (22 att.)
Kevin Faulk	Mississippi State, 1995	171 (23 att.)
Jimmy Taylor	Tulane, 1957	171 (19 att.)
Kevin Faulk	Miss. State, 1996	170 (32 att.)
Dalton Hilliard	East Carolina, 1985	170 (26 att.)
Dalton Hilliard	Kentucky, 1984	170 (31 att.)
Charles Alexander	Florida, 1977	170 (31 att.)
Jimmy Taylor	Arkansas, 1956	170 (20 att.)
Kevin Faulk	Alabama, 1997	168 (27 att.)
Dalton Hilliard	Wichita State, 1984	166 (17 att.)
Garry James	Tulane, 1982	166 (18 att.)
Harvey Williams	Ole Miss, 1987	165 (14 att.)
Rondell Mealey	Houston, 1996	161 (14 att.)
Kevin Faulk	North Texas, 1995	160 (19 att.)
Kevin Faulk	Ole Miss, 1995	159 (23 att.)
Rondell Mealey	San Jose State, 1999	158 (24 att.)
Harvey Williams	Tulane, 1990	156 (27 att.)
Charles Alexander	Florida, 1978	156 (40 att.)
Charles Alexander	Tulane, 1978	156 (28 att.)
Brad Davis	South Carolina, 1973	156 (25 att.)
Don Schwab	Tulane, 1963	154 (20 att.)
Dalton Hilliard	Vanderbilt, 1984	152 (25 att.)
Jessie Myles	Florida, 1980	148 (21 att.)
Charles Alexander	Ole Miss, 1978	147 (28 att.)
Dalton Hilliard	Arizona, 1984	145 (29 att.)
Jim Dousay	Tulane, 1967	145 (29 att.)
Charles Alexander	Indiana, 1978	144 (32 att.)
Charles Alexander	Rice, 1978	144 (24 att.)
Steve Van Buren	Georgia, 1943	144 (25 att.)
Brad Davis	Alabama, 1973	143 (17 att.)
Alvin Dark	Ole Miss, 1942	142 (11 att.)
Jermaine Sharp	Tulane, 1994	142 (15 att.)
Kenny Konz	Tulane, 1949	142 (12 att.)
Lee Hedges	Tulane, 1949	142 (12 att.)
Charles Alexander	Utah, 1976	141 (22 att.)
Odell Beckham	Tulane, 1991	140 (23 att.)
Billy Cannon	Alabama, 1957	140 (8 att.)
Paul Lyons	Wisconsin, 1971	139 (19 att.)
Kevin Faulk	Arkansas, 1997	138 (28 att.)




Joe Labruzzo had three 100-yard games during his career.

Kevin Faulk	Kentucky, 1996	138 (21 att.)
Charles Alexander	Ole Miss, 1976	138 (16 att.)
Jeff Burkett	Georgia Navy, 1942	138 (14 att.)
Charles Alexander	Mississippi State, 1977	136 (29 att.)
Don Schwab	Florida, 1964	136 (19 att.)
Kevin Faulk	Vanderbilt, 1997	135 (31 att.)
Robert Davis	Texas A&M, 1992	134 (15 att.)
Harvey Williams	Georgia, 1986	133 (24 att.)
Dalton Hilliard	Tulane, 1984	133 (24 att.)
Dalton Hilliard	Oregon State, 1982	133 (18 att.)
Carl Trimble	Colorado, 1974	133 (8 att.)
Harvey Williams	Georgia, 1990	132 (24 att.)
Steve Van Buren	ASTU, 1943	132 (43 att.)
Rondell Mealey	Kentucky, 1997	131 (13 att.)
Jermaine Sharp	South Carolina, 1994	130 (23 att.)
Dan Sandifer	Texas A&M, 1945	130 (11 att.)
Jermaine Sharp	Mississippi State, 1994	129 (23 att.)
Terry Robiskie	Ole Miss, 1976	129 (24 att.)
LaBrandon Toefield	Kentucky, 2001	128 (28 att.)
Dalton Hilliard	Florida State, 1983	128 (20 att.)
Garry James	Oregon State, 1982	128 (12 att.)
Dalton Hilliard	Florida, 1982	128 (20 att.)
Justin Vincent	Auburn, 2003	127 (14 att.)
Terry Robiskie	Kentucky, 1976	126 (24 att.)
Adrian Dodson	Holy Cross, 1940	126 (26 att.)
Kevin Faulk	Arkansas, 1996	125 (36 att.)
James Jacquet	Ole Miss, 1991	125 (13 att.)
Levi Johns	Ole Miss, 1953	125 (16 att.)
Shyrone Carey	Western Illinois, 2003	124 (21 att.)
Dalton Hilliard	Mississippi State, 1985	124 (22 att.)
Kevin Faulk	Mississippi State, 1998	123 (24 att.)
Dalton Hilliard	Ole Miss, 1982	123 (23 att.)
Charles Alexander	Wake Forest, 1978	123 (31 att.)
Leroy Labat	Mississippi State, 1951	123 (29 att.)
Gene Knight	Ole Miss, 1945	123 (13 att.)
Domanick Davis	Mississippi State, 2002	122 (18 att.)
Domanick Davis	Illinois, 2002*	122 (28 att.)
Garry James	Wichita State, 1984	122 (21 att.)
Billy Cannon	Tennessee, 1959	122 (22 att.)
Rondell Mealey	New Mexico State, 1996	121 (12 att.)
Dalton Hilliard	Notre Dame, 1984	121 (13 att.)
Dalton Hilliard	Washington, 1983	121 (21 att.)
Dalton Hilliard	South Carolina, 1983	121 (24 att.)
Ebert Van Buren	Texas A&M, 1949	121 (14 att.)
LaBrandon Toefield	Auburn, 2001	120 (29 att.)
LaBrandon Toefield	Tennessee, 2000	120 (15 att.)
LaBrandon Toefield	Mississippi State, 2000	119 (26 att.)
Rondell Mealey	North Texas, 1999	119 (13 att.)
Chris Dantin	Rice, 1972	119 (23 att.)
Dalton Hilliard	Tulane, 1983	118 (28 att.)
Hokie Gajan	Rice, 1979	118 (19 att.)
Tommy Allen	Kentucky, 1967	118 (9 att.)
Steve Van Buren	TCU, 1943	118 (43 att.)
Justin Vincent	Oklahoma, 2004*	117 (16 att.)
Kevin Faulk	Ole Miss, 1996	117 (28 att.)
Gene Lang	Miss. State, 1980	117 (11 att.)
Brad Davis	Tulane, 1974	117 (23 att.)
Art Cantrelle	Ole Miss, 1970	117 (5 att.)
Billy Cannon	Tulane, 1958	117 (15 att.)
Jimmy Taylor	Ole Miss, 1957	117 (15 att.)
Albin Collins	Mississippi State, 1947	117 (17 att.)
Eddie Fuller	Tennessee, 1988	116 (18 att.)
Garry James	Florida State, 1982	116 (20 att.)
Chris Dantin	Wisconsin, 1972	115 (27 att.)
Jerry Marchand	Tulane, 1952	115 (13 att.)
Johnny Robinson	Tennessee, 1959	115 (17 att.)
Kevin Faulk	Vanderbilt, 1996	114 (21 att.)
Eddie Fuller	Ole Miss, 1988	114 (21 att.)
Nelson Stokley	Kentucky, 1965	114 (15 att.)
Lynn Amedee	Tulane, 1961	114 (12 att.)
Levi Johns	Arkansas, 1955	114 (15 att.)
Steve Van Buren	Texas A&M, 1943	114 (43 att.)
Domanick Davis	South Carolina, 2002	113 (26 att.)
Art Cantrelle	Texas A&M, 1970	113 (26 att.)

- INTRO
- THIS IS LSU
- TIGERS
- COACHES
- REVIEW
- HISTORY
- LSU

- INTRO
- THIS IS LSU
- TIGERS
- COACHES
- REVIEW
- HISTORY**
- LSU



Eddie Fuller had three 100-yard games during his career.

Dan Sandifer	Miami, 1946	113 (11 att.)
Bill Montgomery	Ole Miss, 1945	113 (11 att.)
Steve Van Buren	Rice, 1943	113 (43 att.)
Justin Vincent	Arkansas, 2003	112 (18 att.)
Domanick Davis	North Texas, 1998	112 (17 att.)
Vincent Gonzales	Florida, 1955	112 (23 att.)
LaBrandon Toefield	Miami (Ohio), 2002	111 (17 att.)
Jermaine Sharp	Arkansas, 1994	111 (9 att.)
Levi Johns	Texas Tech, 1954	111 (21 att.)
James Roshto	Alabama, 1951	111 (9 att.)
Eddie Fuller	Ohio, 1989	110 (8 att.)
Charles Alexander	Alabama, 1977	110 (22 att.)
Steve Van Buren	Georgia, 1943	110 (22 att.)
Alley Broussard	Iowa, 2004*	109 (13 att.)
Sam Martin	Georgia, 1986	109 (11 att.)
Terry Robiskie	South Carolina, 1975	109 (26 att.)
Joe Labruzzo	TCU, 1963	109 (12 att.)
Sal Nicolo	Rice, 1952	109 (4 att.)
Alley Broussard	South Carolina, 2003	108 (19 att.)
Kevin Faulk	Notre Dame, 1998	108 (31 att.)
Billy Cannon	Kentucky, 1958	108 (12 att.)
Earl Gros	Mississippi State, 1961	108 (14 att.)
Joseph Addai	Ole Miss, 2004	107 (14 att.)
Terry Robiskie	Vanderbilt, 1976	107 (17 att.)
Alley Broussard	Louisiana Tech, 2003	106 (16 att.)
Domanick Davis	Ole Miss, 2000	106 (25 att.)
Steve Rogers	Tulane, 1974	106 (22 att.)
Bill Schroll	Rice, 1947	106 (10 att.)
Jabbo Stell	Loyola, 1937	106 (11 att.)
Justin Vincent	Ole Miss, 2003	105 (22 att.)
Kevin Faulk	Notre Dame, 1997	105 (26 att.)
Jerry Murphree	Florida, 1977	105 (25 att.)
Joe Labruzzo	Mississippi State, 1965	105 (15 att.)
Jerry Marchand	Arkansas, 1953	105 (21 att.)
Jay Johnson	Ole Miss, 1993	104 (15 att.)
Hokie Gajan	Kentucky, 1979	104 (20 att.)
Don Schwab	Tulane, 1964	104 (20 att.)
Jimmy Taylor	Oklahoma A&M, 1956	104 (12 att.)
Rondell Mealey	Akron, 1997	103 (15 att.)
Gene Knight	Miami, 1946	103 (18 att.)
Bill Montgomery	Georgia Tech, 1945	103 (17 att.)
Justin Vincent	Arkansas State, 2004	102 (13 att.)
Kendall Cleveland	Arkansas, 1995	102 (24 att.)
Jim Dousay	Mississippi State, 1967	102 (19 att.)
Don Schwab	Mississippi State, 1964	102 (22 att.)
Danny LeBlanc	Kentucky, 1963	102 (23 att.)
Don Schwab	TCU, 1963	102 (16 att.)
O.K. Ferguson	Florida, 1955	102 (24 att.)
Zollie Toth	Ole Miss, 1949	102 (18 att.)
Herb Tyler	Ole Miss, 1997	101 (17 att.)
Arthur Cantrelle	Wisconsin, 1971	101 (11 att.)
Edward Campbell	North Carolina, 1961	101 (10 att.)
Billy Baggett	Vanderbilt, 1950	101 (19 att.)
Steve Van Buren	Georgia Tech, 1943	101 (14 att.)
Sulcer Harris	Louisiana Tech, 1941	101 (9 att.)
Harvey Williams	Florida State, 1990	100 (22 att.)
Dalton Hilliard	Kentucky, 1982	100 (24 att.)
Joe Labruzzo	Kentucky, 1965	100 (14 att.)
Vincent Gonzales	Texas Tech, 1954	100 (18 att.)
Bill Montgomery	Georgia, 1945	100 (11 att.)

(*denotes bowl game)

500-Yard Passing Games

NAME	OPPONENT	YARDS
Rohan Davey	Alabama, 2001	528

400-Yard Passing Games

NAME	OPPONENT	YARDS
Rohan Davey	Illinois, 2002*	444
Tommy Hodson	Tennessee, 1989	438

(*denotes bowl game)

300-Yard Passing Games

NAME	OPPONENT	YARDS
Jesse Daigle	Mississippi State, 1991	394
Rohan Davey	Kentucky, 2001	383
Tommy Hodson	Ole Miss, 1989	381
Jeff Wickersham	Mississippi State, 1983	368
Rohan Davey	Arkansas, 2001	359
Rohan Davey	Tennessee, 2001	356
Jamie Howard	Rice, 1995	356
Jeff Wickersham	Alabama, 1983	344
Jamie Howard	Florida, 1995	339
Chad Loup	Arkansas, 1993	336
Marcus Randall	Troy, 2004	328
Rohan Davey	Middle Tennessee, 2001	318
Rohan Davey	Tennessee, 2000	318
Jamie Howard	Southern Miss, 1994	314
Matt Mauck	Louisiana Tech, 2003	311
Alan Risher	Mississippi State, 1982	308
Matt Mauck	Western Illinois, 2003	305

200-Yard Receiving Games

NAME	OPPONENT	YARDS
Josh Reed	Alabama, 2001	293 (19 rec.)
Todd Kinchen	Mississippi State, 1991	248 (9 rec.)
Josh Reed	Illinois, 2002 *	239 (14 rec.)
Eric Martin	Alabama, 1983	209 (8 rec.)
Wendell Davis	Ole Miss, 1986	208 (9 rec.)
Devery Henderson	Kentucky, 2002	201 (5 rec.)
Shedrick Wilson	Rice, 1995	201 (9 rec.)
Carlos Carson	Rice, 1977	201 (5 rec.)

(*denotes bowl game)

100-Yard Receiving Games

NAME	OPPONENT	YARDS
Eddie Kennison	Utah State, 1993	195 (6 rec.)
Josh Reed	Auburn, 2001	186 (10 rec.)
Wendell Davis	North Carolina, 1986	184 (9 rec.)
Josh Reed	Arkansas, 2001	183 (7 rec.)
Josh Reed	Ole Miss, 2000	173 (8 rec.)
Orlando McDaniel	Mississippi State, 1979	172 (3 rec.)
Josh Reed	Auburn, 2000	167 (8 rec.)
Andy Hamilton	Iowa State, 1971*	165 (6 rec.)
Andy Hamilton	Baylor, 1970	165 (10 rec.)
Michael Clayton	Western Illinois, 2003	162 (11 rec.)
Andy Hamilton	Tulane, 1971	161 (6 rec.)
Josh Reed	Kentucky, 2001	160 (8 rec.)
Orlando McDaniel	Florida State, 1981	155 (5 rec.)
Reggie Robinson	Arkansas, 1999	154 (5 rec.)
Jerel Myers	Auburn, 1999	153 (13 rec.)
Abram Booty	Notre Dame, 1998	153 (8 rec.)
Andy Hamilton	Notre Dame, 1971	153 (7 rec.)
Michael Clayton	Ul-Monroe, 2003	152 (6 rec.)
Tommy Morel	Mississippi State, 1967	152 (11rec.)
Wendell Davis	Cal St. Fullerton, 1987	151 (8 rec.)
Brett Bech	Ole Miss, 1994	149 (6 rec.)
Andy Hamilton	Ole Miss, 1971	148 (9 rec.)
Josh Reed	Mississippi State, 2001	146 (10 rec.)
Josh Reed	Tennessee, 2000	146 (7 rec.)
Andy Hamilton	Nebraska, 1971*	146 (9 rec.)
Todd Kinchen	Miami (Ohio), 1990	145 (5 rec.)
Eric Martin	Kentucky, 1983	143 (7 rec.)
Warren Virgets	Vanderbilt, 1950	143 (4 rec.)
Josh Reed	Western Carolina, 2000	137 (5 rec.)
Larry Foster	Kentucky, 1998	137 (5 rec.)
Eric Martin	Washington, 1983	137 (7 rec.)
Josh Reed	Tulane, 2001	135 (6 rec.)
Carlos Carson	Georgia, 1978	135 (5 rec.)
Brett Bech	Arkansas, 1993	134 (9 rec.)
Todd Kinchen	Texas A&M, 1990	133 (5 rec.)
Tony Moss	Alabama, 1988	133 (6 rec.)
Wendell Davis	Ole Miss, 1987	133 (6 rec.)
Wendell Davis	South Carolina, 1987*	132 (9 rec.)
Wendell Davis	Texas A&M, 1986	132 (9 rec.)
Michael Clayton	Alabama, 2003	130 (12 rec.)
Josh Reed	Alabama, 2000	129 (8 rec.)
Eddie Kennison	South Carolina, 1995	129 (9 rec.)
Andy Hamilton	Wisconsin, 1971	129 (5 rec.)
Dan Sandifer	Tulane, 1944	129 (4 rec.)
Alvin Lee	Tennessee, 1988	128 (10 rec.)
Tony Moss	Ole Miss, 1988	128 (6 rec.)
Michael Clayton	Alabama, 2001	126 (7 rec.)
Josh Reed	Tennessee, 2001	125 (7 rec.)
Scott Ray	Florida, 1992	125 (8 rec.)



Rohan Davey had the only 500-yard passing game in LSU history against Alabama in 2001.

Carlos Carson	Alabama, 1978	125 (5 rec.)
Josh Reed	Utah State, 2001	124 (5 rec.)
Jerel Myers	Ole Miss, 1999	124 (9 rec.)
Eddie Kennison	Michigan State, 1995*	124 (5 rec.)
Josh Reed	Florida, 2001	123 (6 rec.)
Larry Foster	Texas-El Paso, 1997	123 (7 rec.)
Tony Moss	Ohio University, 1989	123 (7 rec.)
Wendell Davis	Georgia, 1987	123 (11 rec.)
Eric Martin	Mississippi State, 1984	123 (6 rec.)
Wendell Davis	Notre Dame, 1986	121 (7 rec.)
Eric Martin	Florida State, 1982	121 (3 rec.)
Michael Clayton	Illinois, 2001*	120 (8 rec.)
Josh Reed	Middle Tennessee, 2001	120 (9 rec.)
Wendell Davis	Alabama, 1985	119 (3 rec.)
Todd Kinchen	Florida State, 1991	118 (7 rec.)
Jerel Myers	West Carolina, 2000	117 (6 rec.)
Shedrick Wilson	Auburn, 1995	117 (8 rec.)
Tony Moss	Florida State, 1989	117 (6 rec.)
Tony Moss	Ohio State, 1988	117 (6 rec.)
Abram Booty	Arkansas State, 1998	116 (7 rec.)
Abram Booty	Arkansas, 1997	116 (10 rec.)
Tony Moss	Miami, 1988	115 (7 rec.)
Devery Henderson	Mississippi State, 2003	114 (7 rec.)
Jerel Myers	Houston, 1999	114 (8 rec.)
Josh Reed	Mississippi State, 2000	113 (10 rec.)
Eddie Kennison	Rice, 1995	113 (4 rec.)
Eric Martin	Mississippi State, 1982	112 (5 rec.)
Malcolm Scott	Florida State, 1981	112 (8 rec.)
Tony Moss	Tulane, 1988	112 (5 rec.)
Larry Foster	Auburn, 1998	111 (10 rec.)
Eric Martin	Florida, 1984	111 (9 rec.)
Tommy Morel	Mississippi State, 1968	111 (6 rec.)
Tommy Morel	Mississippi State, 1968	111 (6 rec.)
Brett Bech	Arkansas, 1994	110 (5 rec.)
Lonny Myles	Kentucky, 1969	110 (7 rec.)
Tommy Morel	Ole Miss, 1968	110 (6 rec.)
Michael Clayton	Arizona, 2003	109 (6 rec.)
Devery Henderson	Florida, 2003	109 (5 rec.)
Eric Martin	Kentucky, 1982	109 (6 rec.)
Abner Wimberly	Ole Miss, 1948	109 (2 rec.)
Abram Booty	Idaho, 1998	108 (7 rec.)
Shedrick Wilson	Florida, 1995	108 97 rec.)
Todd Kinchen	Ole Miss, 1989	108 (5 rec.)
Alvin Lee	Ohio State, 1988	108 (6 rec.)
Wendell Davis	Georgia, 1986	108 (8 rec.)
Eric Martin	Tennessee, 1982	108 (6 rec.)
Lee Hedges	Pacific, 1950	108 (3 rec.)
Eric Martin	Florida, 1983	106 (5 rec.)
Michael Clayton	Kentucky, 2001	105 (9 rec.)
Tony Moss	Mississippi State, 1989	105 (3 rec.)
Carlos Carson	Rice, 1979	105 (6 rec.)
Brett Bech	Auburn, 1994	104 (3 rec.)
Chris Hill	Southern Miss, 1994	104 (5 rec.)
Herman Fontenot	Vanderbilt, 1984	104 (6 rec.)
Dwayne Bowe	Oregon State, 2004	103 (5 rec.)
Skylar Green	Louisiana Tech, 2003	103 (9 rec.)
Todd Kinchen	Kentucky, 1994	103 (4 rec.)
Rogie Magee	Ohio State, 1987	103 (5 rec.)
Gerald Keigley	Auburn, 1972	103 (5 rec.)
Andy Hamilton	Mississippi State, 1970	103 (2 rec.)
Andy Hamilton	Texas A&M, 1970	103 (4 rec.)
Lonny Myles	Mississippi State, 1969	103 (8 rec.)
Tommy Morel	Tulane, 1968	103 (10 rec.)
Tommy Morel	Florida State, 1968	103 (6 rec.)
Wendell Davis	Florida, 1987	102 (8 rec.)
Reggie Robinson	Mississippi State, 2000	102 (10 rec.)
Eddie Fuller	Ole Miss, 1989	102 (5 rec.)
Wendell Davis	Mississippi State, 1986	102 (6 rec.)
Devery Henderson	Auburn, 2003	101 (6 rec.)
Abram Booty	Florida, 1997	101 (4 rec.)
Todd Kinchen	Alabama, 1991	101 97 rec.)
Tony Moss	Tulane, 1989	101 (5 rec.)
Wendell Davis	Alabama, 1987	101 (9 rec.)
Doug Moreau	Texas A&M, 1964	101 (6 rec.)



Josh Reed went over 100 yards receiving 18 times in his career.

Dilton Richmond	Louisiana Normal, 1942	101 (3 rec.)
Josh Reed	Houston, 1999	100 (5 rec.)
Todd Kinchen	Georgia, 1990	100 (6 rec.)
Ken Kavanaugh	Vanderbilt, 1939	100 (5 rec.)

(*denotes bowl game)

Total Offense-Team Records

MOST PLAYS

GAME:	99	vs. Tulane, 1969
	98	vs. Tulane, 1968
		vs. Wyoming, 1978

SEASON:	994	2003 (5,857 total yards)
	883	2002 (4,550 total yards)
	882	1985 (4,284 total yards)
	872	1977 (4,542 total yards)
	862	2001 (5,418 total yards)

MOST YARDS GAINED

GAME:	746	vs. Rice, 1977
	680	vs. Western Carolina, 2000
	664	vs. Rice, 1987
	653	vs. Louisiana Tech, 2003

SEASON:	5,857	2003 (994 plays)
	5,418	2001 (862 plays)
	4,843	1987 (747 plays)
	4,550	2002 (883 plays)
	4,544	1986 (800 plays)

MOST YARDS GAINED PER PLAY

GAME:	10.06	vs. Rice, 1987
--------------	-------	----------------

SEASON:	6.7	1945
	6.3	2001

MOST YARDS GAINED PER GAME

SEASON:	451.5	2001
	440.3	1987
	418.4	2003
	413.0	1986
	412.9	1977

MOST TDs BY RUSHING AND PASSING

SEASON:	54	2003
	48	1982
	47	1977
	46	2001
	45	1997

Rushing-Team Records

MOST RUSHES

GAME:	83	vs. Wyoming, 1977 (487 yards)
	82	vs. Florida, 1977 (385 yards)
	79	at Florida, 1978 (315 yards)

SEASON:	675	1973 (2,622 yards)
	674	1977 (3,352 yards)
	663	1976 (3,041 yards)

MOST YARDS GAINED

GAME:	503	vs. Oregon, 1977 (69 att.)
	502	vs. Rice, 1977 (72 att.)
	487	vs. Wyoming, 1977 (83 att.)

SEASON:	3,352	1977 (674 att.)
	3,041	1976 (663 att.)
	2,823	1997 (521 att.)

MOST YARDS GAINED PER RUSH

GAME:	10.1	vs. Rice, 1987 (43 for 436)
SEASON:	6.8	1945

MOST YARDS GAINED PER GAME

SEASON:	304.7	1977 (3,352 yards)
	274.5	1976 (3,041 yards)
	256.6	1997 (2,823 yards)

MOST TOUCHDOWNS BY RUSHING

GAME:	8	vs. Tulane, 1961
	8	at Kentucky, 1997

SEASON:	35	1977
	34	1997
	33	1996
	30	1969
	29	1976

Passing-Team Records

MOST PASSES ATTEMPTED

GAME:	69	vs. Auburn, 1999 (33 comp.)
	56	at Tulane, 1979 (26 comp.)
	52	vs. Florida, 1995 (20 comp.)

SEASON:	411	2001 (238 comp.)
	405	1999 (200 comp.)
	401	2003 (255 comp.)
	366	1985 (220 comp.)
	353	2000 (183 comp.)

MOST PASSES COMPLETED

GAME:	35	at Alabama, 2001 (44 att.)
	33	vs. Miss. State, 1983 (51 att.)
	33	vs. Auburn, 1999 (69 att.)
	31	at Notre Dame, 1985 (42 att.)
	31	vs. Tennessee, 1989 (51 att.)

SEASON:	255	2003 (401 att.)
	238	2001 (411 att.)
	220	1985 (366 att.)
	207	1986 (335 att.)
	200	1999 (405 att.)

HIGHEST PERCENTAGE OF PASSES COMPLETED

GAME:	(min. 10 att.)	.846	at Tulane, 1945 (11 of 13)
		.842	vs. Akron, 1997 (16 of 19)
	(min. 20 att.)	.821	vs. Western Carolina, 2000 (23 of 28)
		.808	at Ole Miss, 1981 (21 of 26)
	(min. 30 att.)	.813	at South Carolina, 2003 (26 of 32)
		.806	vs. Louisiana Tech, 2003 (25 of 31)

MOST PASSES ATTEMPTED WITHOUT AN INTERCEPTION

GAME:	49	vs. Tennessee, 1989
	44	vs. Mississippi State, 1991
	43	at Tennessee, 2001
	40	at Ohio State, 1988
	40	vs. Ole Miss, 1998

MOST PASSES HAD INTERCEPTED

GAME:	6	vs. Tennessee, 1939
	6	at Auburn, 1994

SEASON:	25	1999
	21	1994
	19	5 times (1956, 1954, 1951, 1941, 1940)

MOST YARDS GAINED

GAME:	528	at Alabama, 11/3/2001
	485	vs. Western Carolina, 9/2/2000
	456	vs. Rice, 9/23/1995
	438	vs. Tennessee, 10/28/1989

SEASON:	3,578	2001 (238 of 411)
	3,257	2003 (255 of 401)
	2,839	1989 (188 of 327)
	2,698	2000 (183 of 353)

MOST YARDS GAINED PER GAME

SEASON:	298.2	2001 (3,578 yards)
	258.1	1989 (2,839 yards)
	245.3	2000 (2,698 yards)
	238.5	1986 (2,623 yards)

MOST TOUCHDOWN PASSES

GAME:	7	vs. Ohio, 1989
	5	vs. Tulane, 1946
	5	vs. Rice, 1977
	5	vs. Cal State Fullerton, 1987
	5	vs. Akron, 1997
	5	vs. Western Carolina, 2000

SEASON:	30	2003
	26	1989
	21	1982
	21	1986
	20	1971



Garry James (33) scored LSU's second touchdown en route to a 23-3 win over Southern California at the Los Angeles Coliseum in 1984.

Scoring-Team Records

MOST POINTS

GAME:	77	vs. Rice, 1977
	70	vs. Arkansas State, 1991
	66	vs. Wyoming, 1977
	63	vs. Baylor, 1969
	63	vs. New Mexico State, 1996
	63	at Kentucky, 1997

SEASON:	475	2003
	375	1977
	371	2001
	365	1982
	349	1969

MOST POINTS PER GAME

SEASON:	34.9	1969
	34.1	1977
	33.9	2003
	33.2	1982

MOST TOUCHDOWNS

GAME:	11	vs. Rice, 1977
	9	Several occasions (last at Kentucky, 1997)
SEASON:	63	2003
	51	1977
	48	1997

MOST PATS BY KICKING

GAME:	11	vs. Rice, 1977
	9	Several occasions
SEASON:	57	2003
	47	1982
	43	1977
	42	1997
	41	1987

MOST FIELD GOALS

GAME:	4	at Kentucky, 1978
	4	vs. Ole Miss, 1986
	4	at Mississippi State, 1986
	4	at Georgia, 1987
	4	at Auburn, 1994

SEASON:	19	1986
	17	2004
	17	1988
	17	2002
	15	1990

Punting-Team Records

MOST PUNTS

GAME:	17	vs. Mississippi State, 1940
	17	at Tennessee, 1942
SEASON:	104	1941

MOST YARDS PUNTING

GAME:	664	vs. Mississippi State, 1940
SEASON:	4,010	1941

MOST YARDS PER PUNT

GAME:	(min. 5 punts)	53.2	at Mississippi State, 1997 (5 for 266 yards)
		51.3	at Ole Miss, 1957 (7 for 359 yards)
	(min. 10 punts)	47.3	at Ole Miss, 1960 (10 for 473 yards)

SEASON:	46.0	1997 (54 for 2,486 yards)
----------------	------	---------------------------

- INTRO
- THIS IS LSU
- TIGERS
- COACHES
- REVIEW
- HISTORY
- LSU

- INTRO
- THIS IS LSU
- TIGERS
- COACHES
- REVIEW
- HISTORY**
- LSU



Brian Kinchen's TD against Notre Dame in 1986 helped LSU to a 21-19 victory.

Kickoff Returns-Team Records

MOST RETURNS	
GAME: 8	vs. Florida, 1993 (166 yards) at Florida, 1994 (141 yards)
SEASON: 47	1989

MOST YARDS	
GAME: 178	vs. Alabama, 1983
SEASON: 1,179	1948 (46 returns)

Punt Returns-Team Records

MOST YARDS	
GAME: 13	at Tulane, 1937
SEASON: 72	1937

MOST YARDS RETURNED	
GAME: 205	vs. Ole Miss, 1970
SEASON: 1,004	1937

Miscellaneous-Team Records

MOST FIRST DOWNS	
GAME: 35	vs. Mississippi State, 1969
SEASON: 298	2003

MOST YARDS PENALIZED	
GAME: 184	at Florida, 1961
SEASON: 790	1989

MOST FUMBLES LOST	
GAME: 6	vs. Rice, 1951
6	vs. Texas, 1952
6	vs. Georgia, 1952
6	at Rice, 1974
SEASON: 29	1974

Total Defense

Fewest Yards Allowed	
GAME: 26	vs. Mercer, 1940
SEASON: 1,236	1937

FEWEST YARDS ALLOWED PER GAME	
SEASON: 123.6	1937

Rushing Defense

FEWEST YARDS ALLOWED	
GAME: -50	at Ole Miss, 1982
-43	vs. Mercer, 1940

SEASON: 389	1969
574	1970

FEWEST YARDS ALLOWED PER GAME	
SEASON: 38.9	1969
52.2	1970

Passing Defense

FEWEST YARDS ALLOWED	
GAME: 0	vs. Florida, 1937
0	vs. Texas, 1937
0	vs. Auburn, 1939
0	vs. Louisiana Normal, 1942
0	vs. Ole Miss, 1942
0	vs. Texas Tech, 1954
0	at Alabama, 1958
0	vs. Ole Miss, 1958
0	vs. Alabama, 1971
SEASON: 524	1959

FEWEST YARDS ALLOWED PER GAME	
SEASON: 52.4	1959

MOST INTERCEPTIONS	
GAME: 8	vs. Villanova, 1951
SEASON: 27	1984

MOST INTERCEPTIONS RETURNED FOR TDS	
GAME: 3	vs. Arkansas State, 1991
SEASON: 4	1991

MOST DEFENSIVE TDS	
GAME: 3	vs. Arkansas State, 1991
SEASON: 7	2003

MOST SACKS	
SEASON: 44	2003

Scoring Defense


FEWEST POINTS ALLOWED	
GAME: 0	vs. many opponents most recent: vs. Miss. State, 2004 (51-0)

SEASON: 27	1937
29	1959


FEWEST POINTS ALLOWED PER GAME	
SEASON: 2.7	1937

FEWEST TOUCHDOWNS ALLOWED	
SEASON: 3	1959

MOST SHUTOUTS	
SEASON: 6	1937



Domanick Davis set the LSU record with 2,120 all-purpose yards in 2002.



John Corbello holds the LSU record with 129 career PATs.



Rondell Mealey had 29 rushing touchdowns during his career.

Yearly Offensive Statistics

	GMS	PLAYS	YARDS	YPG	ATT.	YARDS	YPG	YPC	TDS	ATT.	COMP.	YARDS	YPG	COMP.%	TDS	INTS.
2004	13	825	4,747	395.6	506	2,326	193.8	4.6	20	319	179	2,421	201.8	56.1	19	10
2003	14	994	5,857	418.4	593	2,600	185.7	4.40	24	401	255	3,257	201.8	63.6	30	14
2002	13	883	4,550	350.0	558	2,560	196.9	4.59	19	325	155	1,990	153.1	47.7	16	8
2001	12	862	5,418	451.5	451	1,840	153.3	4.08	28	411	238	3,578	298.2	57.9	18	12
2000	11	746	4,140	376.4	393	1,442	131.1	3.67	13	353	183	2,698	245.3	51.8	24	16
1999	11	713	3,319	301.7	308	907	82.5	2.94	13	405	200	2,412	219.3	49.4	11	25
1998	11	740	4,231	384.6	432	1,853	168.5	4.29	23	348	188	2,378	216.2	54.0	18	9
1997	11	746	4,517	410.6	521	2,823	256.6	5.42	34	225	137	1,694	154.0	60.9	11	7
1996	11	737	4,399	399.9	488	2,322	211.1	4.76	33	249	131	2,077	188.8	52.6	8	11
1995	11	727	3,924	356.7	410	1,635	148.6	3.99	18	317	175	2,289	208.1	55.2	14	8
1994	11	753	3,791	344.6	418	1,756	159.6	4.20	13	335	175	2,426	220.5	52.2	17	21
1993	11	759	3,451	313.7	418	1,449	131.7	3.47	12	341	161	2,002	182.0	47.2	9	16
1992	11	696	3,309	300.8	381	1,322	120.2	3.47	14	315	161	1,987	180.6	51.1	8	20
1991	11	711	3,561	323.7	396	1,710	155.5	4.32	10	315	174	2,147	195.2	55.2	14	13
1990	11	730	3,447	313.4	464	1,982	180.2	4.27	10	266	133	1,755	159.5	50.0	10	6
1989	11	728	4,293	390.3	401	1,454	132.2	3.63	10	327	188	2,839	258.1	57.5	26	12
1988	11	764	3,796	345.1	425	1,581	143.7	3.72	9	339	182	2,439	221.7	53.7	14	12
1987	11	747	4,843	440.3	436	2,289	208.1	5.25	24	311	187	2,554	232.2	60.1	18	10
1986	11	800	4,544	413.1	465	2,110	191.8	4.54	11	335	207	2,623	238.5	61.8	21	12
1985	11	882	4,284	389.5	516	2,405	218.6	4.66	22	366	220	2,267	206.1	60.1	6	10
1984	11	821	4,243	385.7	497	1,984	180.4	3.99	24	324	183	2,259	205.4	56.5	12	14
1983	11	788	4,129	375.4	448	1,583	143.9	3.53	22	340	194	2,546	231.5	57.1	7	18
1982	11	839	4,544	413.1	584	2,526	229.6	4.33	26	255	162	2,018	183.5	63.5	21	8
1981	11	763	3,403	309.4	496	1,493	135.7	3.01	26	267	163	1,910	173.6	61.0	6	12
1980	11	743	3,185	289.5	564	1,952	177.5	3.46	19	179	99	1,233	112.1	55.3	9	7
1979	11	791	3,919	356.3	496	1,858	168.9	3.75	26	295	137	2,061	187.4	46.4	7	14
1978	11	837	4,127	375.2	613	2,678	243.5	4.37	25	224	111	1,449	131.7	49.6	5	11
1977	11	872	4,542	412.9	674	3,352	304.7	4.97	35	198	85	1,190	108.2	42.9	12	6
1976	11	840	3,972	361.1	663	3,041	276.5	4.59	29	177	72	931	84.6	40.7	3	10
1975	11	771	3,001	272.8	575	1,935	175.9	3.37	15	196	83	1,066	96.9	42.3	4	17
1974	11	799	3,438	312.5	655	2,525	229.5	3.85	23	144	59	913	83.0	41.0	2	7
1973	11	818	3,832	348.4	675	2,622	238.4	3.88	21	143	76	1,210	110.0	53.1	9	13
1972	11	856	3,942	358.4	609	2,241	203.7	3.68	11	247	125	1,701	154.6	50.6	17	12
1971	11	832	4,263	387.5	590	2,501	227.4	4.24	21	242	123	1,762	160.2	50.8	20	11
1970	11	840	3,738	339.8	599	1,702	154.7	2.84	21	241	126	2,036	185.1	52.3	11	14
1969	10	860	4,089	408.9	591	2,202	220.2	3.73	30	269	139	1,887	188.7	51.7	14	13
1968	10	796	3,507	350.7	567	1,962	196.2	3.46	19	229	121	1,545	154.5	52.8	6	13
1967	10	741	3,605	360.5	554	2,361	236.1	4.26	27	187	95	1,244	124.4	50.8	6	9
1966	10	669	2,466	246.6	537	1,859	185.9	3.46	11	132	56	607	60.7	42.4	4	9
1965	10	645	3,073	307.3	497	2,077	207.7	4.18	23	148	73	996	99.6	49.3	8	9
1964	10	665	2,639	263.9	483	1,694	169.4	3.51	4	182	86	945	94.5	47.3	5	11
1963	10	612	2,499	249.9	518	2,087	208.7	4.03	16	94	42	412	41.2	44.7	2	8
1962	10	644	2,679	267.9	536	1,960	196.0	3.66	16	108	40	719	71.9	37.0	3	4
1961	10	636	2,900	290.0	516	2,196	219.6	4.26	23	120	52	704	70.4	43.3	4	6
1960	10	608	2,429	242.9	484	1,709	170.9	3.53	9	124	57	720	72.0	46.0	4	9
1959	10	641	2,600	260.0	510	1,866	186.6	3.66	15	131	59	734	73.4	45.0	8	9
1958	10	583	2,787	278.7	441	1,965	196.5	4.46	28	142	62	822	82.2	43.7	11	8
1957	10	570	2,447	244.7	477	1,936	193.6	4.06	16	93	34	511	51.1	36.6	3	8
1956	10	653	2,533	253.3	505	1,803	180.3	3.57	11	148	54	730	73.0	36.5	3	19
1955	10	655	2,516	251.6	491	1,670	167.0	3.40	9	164	65	846	84.6	39.6	8	18
1954	11	654	2,547	231.5	507	1,803	163.9	3.56	14	147	54	744	67.6	36.7	5	20
1953	11	693	2,933	266.6	518	2,059	187.2	3.97	21	175	77	874	79.5	44.0	5	14
1952	10	614	2,681	268.1	436	1,827	182.7	4.19	17	178	76	854	85.4	42.7	4	13
1951	11	794	2,962	269.3	602	1,977	179.7	3.28	15	192	79	985	89.5	41.1	2	19
1950	11	690	2,866	260.5	518	1,981	180.1	3.82	16	172	62	885	80.5	36.0	7	12

NOTE: Bowl games are not included in stats until 2002.

Bold face indicates school record.

- INTRO
- THIS IS LSU
- TIGERS
- COACHES
- REVIEW
- HISTORY
- LSU

Yearly Defensive Statistics

	GMS	PLAYS	YARDS	YPG	ATT.	YARDS	YPG	YPC	TDS	ATT.	COMP.	YARDS	YPG	COMP.%	TDS	INTS.	
INTRO																	
THIS IS LSU	2004	13	743	3,083	256.9	410	1,197	99.8	2.9	7	333	160	1,886	157.2	48.0	16	14
TIGERS	2003	14	877	3,528	252.0	400	938	67.0	2.3	5	477	213	2,590	185.0	44.7	12	21
COACHES	2002	13	825	3,728	286.8	464	1,743	134.1	3.76	16	361	163	1,985	152.7	45.1	13	17
REVIEW	2001	12	832	4,752	396.0	375	1,399	116.6	3.73	9	457	261	3,353	279.4	57.1	25	18
HISTORY	2000	11	788	3,861	351.0	387	1,483	134.8	3.83	9	401	220	2,378	216.2	54.9	15	9
LSU	1999	11	800	3,840	349.1	452	1,675	152.3	3.71	18	200	188	2,165	196.8	94.0	11	17
	1998	11	760	4,496	408.7	421	1,462	132.9	3.47	12	339	213	3,034	275.8	62.8	23	9
	1997	11	788	3,821	347.4	384	1,274	115.8	3.32	13	404	203	2,547	231.5	50.2	11	14
	1996	11	740	3,533	321.2	434	1,686	153.3	3.88	16	306	150	1,847	167.9	49.0	9	10
	1995	11	789	3,398	308.9	446	1,491	135.5	3.34	11	343	158	1,907	173.4	46.1	8	13
	1994	11	711	3,211	291.9	412	1,874	170.4	4.55	14	299	162	1,746	158.7	54.2	9	15
	1993	11	734	4,353	395.7	434	2,149	195.4	4.95	20	300	176	2,204	200.4	58.7	20	13
	1992	11	830	4,110	373.6	551	2,332	212.0	4.23	21	279	149	1,778	161.6	53.4	8	11
	1991	11	789	4,229	384.5	548	2,676	243.3	4.88	22	241	125	1,782	162.0	51.9	11	11
	1990	11	755	3,739	339.9	511	2,528	229.8	4.95	20	244	122	1,395	126.8	50.0	8	19
	1989	11	800	4,172	379.3	504	2,166	196.9	4.30	23	296	173	2,006	182.4	58.4	5	14
	1988	11	729	3,216	292.4	390	1,463	133.0	3.75	9	339	168	1,956	177.8	49.6	6	15
	1987	11	749	3,530	320.9	439	1,726	156.9	3.93	8	310	169	1,804	164.0	54.5	9	11
	1986	11	748	3,528	320.7	430	1,672	152.0	3.89	8	320	181	2,112	192.0	56.6	9	26
	1985	11	751	3,336	303.3	388	1,428	129.8	3.68	6	363	185	2,158	196.2	51.0	6	20
	1984	11	842	3,812	346.5	483	1,771	161.0	3.67	12	359	178	2,041	185.5	49.6	7	27
	1983	11	751	3,589	326.3	489	1,863	169.4	3.81	19	262	145	1,726	156.9	55.3	11	16
	1982	11	704	2,707	246.1	406	1,004	91.3	2.47	6	298	157	1,703	154.8	52.7	12	13
	1981	11	762	3,698	336.2	561	2,096	190.5	3.74	26	201	105	1,602	145.6	52.2	16	11
	1980	11	763	3,067	278.8	537	1,925	175.0	3.58	16	226	91	1,142	103.8	40.3	7	15
	1979	11	793	3,336	303.3	528	1,784	162.2	3.38	7	265	120	1,552	141.1	45.3	10	14
	1978	11	749	3,122	283.8	492	1,570	142.7	3.19	9	257	114	1,552	141.1	44.4	8	20
	1977	11	735	3,504	318.5	504	2,024	184.0	4.02	15	231	105	1,480	134.5	45.5	7	15
	1976	11	702	2,564	233.1	504	1,568	142.5	3.11	11	198	82	996	90.5	41.4	6	13
	1975	11	771	3,121	283.7	558	1,919	174.5	3.44	13	213	89	1,202	109.3	41.8	10	13
	1974	11	728	2,934	266.7	555	1,960	178.2	3.53	13	173	75	974	88.5	43.4	5	6
	1973	11	662	3,021	274.6	460	1,554	141.3	3.38	10	202	91	1,467	133.4	45.0	9	14
	1972	11	674	2,853	259.4	462	1,561	141.9	3.38	9	212	91	1,292	117.5	42.9	3	15
	1971	11	695	2,798	254.4	472	1,690	153.6	3.58	12	223	101	1,108	100.7	45.3	4	17
	1970	11	746	2,689	244.5	356	574	52.2	1.61	2	390	187	2,115	192.3	47.9	8	25
	1969	10	714	2,802	280.2	384	384	38.9	1.1	5	361	166	1,896	189.6	46.0	8	18
	1968	10	693	2,779	277.9	401	1,096	109.6	2.73	6	292	134	1,683	168.3	45.9	10	13
	1967	10	683	2,777	277.7	459	1,460	146.0	3.18	8	224	109	1,317	131.7	48.7	6	10
	1966	10	611	2,306	230.6	398	1,077	107.7	2.71	8	213	105	1,229	122.9	49.3	6	11
	1965	10	628	2,452	245.2	373	997	99.7	2.67	12	255	126	1,455	145.5	49.4	8	16
	1964	10	532	1,757	175.7	390	1,068	106.8	2.74	6	142	61	689	68.9	43.0	2	9
	1963	10	575	2,163	216.3	404	1,013	101.3	2.51	-	171	91	1,150	115.0	53.2	-	9
	1962	10	579	2,062	206.2	349	832	83.2	2.38	-	230	114	1,230	123.0	49.6	-	14
	1961	10	564	1,703	170.3	386	794	79.4	2.06	-	178	81	909	90.9	45.5	-	18
	1960	10	581	1,979	197.9	434	1,199	119.9	2.76	-	147	62	780	78.0	42.2	-	17
	1959	10	625	1,432	143.2	456	908	90.8	1.99	-	169	56	524	52.4	33.1	-	13
	1958	10	623	1,914	191.4	460	1,131	113.1	2.46	5	163	69	783	78.3	42.3	3	16

NOTE: Bowl games are not included in stats until 2002.

Bold face indicates school record.

vs. All Opponents

INTRO
THIS IS LSU
TIGERS
COACHES
REVIEW
HISTORY
LSU

OPPONENT	SERIES RECORD	FIRST, LAST GAME
Akron	1-0-0	1997
Alabama	20-43-5	1895, 2004
Alabama-Birmingham	0-1-0	2000
Appalachian State	First Meeting	
Arizona	2-0-0	1984, 2003
Arizona State	First Meeting	
Arkansas	31-17-2	1901, 2004
Arkansas State	3-0-0	1991, 2004
Army	0-1-0	1931
Auburn	20-18-1	1901, 2004
Baylor	8-3-0	1907, 1985
Boston College	2-0-0	1947, 1953
Cal State Fullerton	1-0-0	1987
Centenary	3-1-1	1895, 1933
Chattanooga	1-0-0	1954
Cincinnati	0-1-0	1897
Citadel	1-0-0	2002
Clemson	2-0-0	1959, 1996
Colorado	5-1-0	1962, 1980
Colorado State	1-1-0	1985, 1992
Cumberland	0-1-0	1903
Duke	1-1-0	1929, 1958
East Carolina	1-0-0	1985
Florida	21-27-3	1937, 2004
Florida State	2-7-0	1968, 1991
Fordham	2-0-0	1942, 1946
George Washington	1-0-0	1934
Georgia	14-10-1	1928, 2004
Georgia Tech	6-12-0	1915, 2000
Hardin-Simmons	1-0-0	1958
Haskell	1-1-0	1908, 1914
Havana University	1-0-0	1907
Holy Cross	2-1-0	1939, 1941
Houston	2-1-0	1996, 2000
Howard	1-0-0	1907
Idaho	1-0-0	1998
Illinois	1-0-0	2002
Indiana	2-1-0	1924, 1978
Iowa	0-1-0	2004
Iowa State	1-0-0	1971
Jefferson College	6-0-0	1913, 1920
Kansas State	1-0-0	1980
Kentucky	37-15-1	1949, 2002
Louisiana College	2-0-0	1928, 1929
Louisiana-Lafayette	20-0-0	1902, 2002
Louisiana-Monroe	1-0-0	2003
La. Normal (NW State)	10-0-0	1911, 1942
Louisiana Tech	16-1-0	1901, 2003
Loyola (New Orleans)	4-1-0	1922, 1939
Manhattan	1-0-0	1935
Maryland	0-3-0	1951, 1955
Mercer	1-0-0	1940
Miami (Fla.)	8-3-0	1946, 1988
Miami (Ohio)	2-1-0	1986, 2002
Michigan State	1-0-0	1995
Middle Tennessee	1-0-0	2001
Millsaps	2-1-0	1900, 1933
Mississippi	52-37-4	1894, 2004
Mississippi College	9-0-1	1910, 1923
Mississippi State	62-33-3 *	1896, 2004
Missouri	0-1-0	1978

OPPONENT	SERIES RECORD	FIRST, LAST GAME
Nebraska	0-5-1	1971, 1987
New Mexico State	1-0-0	1996
North Carolina	5-1-0	1948, 1986
Notre Dame	4-5-0	1970, 1998
North Texas	2-0-0	1995, 1999
Ohio	1-0-0	1989, 1989
Ohio State	0-1-1	1987
Oklahoma	1-1-0	1950, 2004
Oklahoma State	1-0-0	1956
Oregon	2-1-0	1932, 1977
Oregon State	4-0-0	1976, 2004
Pacific	3-0-0	1950, 1972
Penn State	0-1-0	1974
Rice	37-13-5	1915, 1995
Rutgers	0-1-0	1922
San Jose State	1-0-0	1999
Santa Clara	0-2-0	1937, 1938
Sewanee	3-6-0	1899, 1932
SMU	0-1-1	1922, 1934
South Carolina	14-2-1	1930, 2003
S.D. Wesleyan	1-0-0	1930
Southeastern Louisiana	1-0-0	1949
Southern Cal	1-1-0	1979, 1984
Southern Mississippi	1-1-0	1951, 1994
Southwestern (Tenn.)	1-0-0	1908
Southwestern Texas	1-0-0	1911
Spring Hill	8-0-0	1920, 1932
Stanford	0-1-0	1977
Syracuse	1-1-0	1965, 1989
TCU	5-2-1	1931, 1968
Tennessee	5-19-3	1925, 2001
Texas	7-9-1	1896, 2003
Texas A&M	26-20-3	1899, 1995
Texas-El Paso	1-0-0	1997
Texas Tech	2-0-0	1954, 1957
Transylvania	1-0-0	1909
Troy State	1-0-0	2004
Tulane	65-22-7	1893, 2001
Utah	2-0-0	1974, 1976
Utah State	2-0-0	1993, 2001
Vanderbilt	19-7-1	1902, 2004
Virginia Tech	0-1-0	2002
Wake Forest	3-0-0	1960, 1979
Washington	1-0-0	1983
Western Carolina	1-0-0	2000
Western Illinois	1-0-0	2003
Wichita State	1-0-0	1984
Wisconsin	2-0-0	1971, 1972
Wyoming	3-0-0	1968, 1978

*-1975 and 1976 games forfeited to LSU by NCAA
2005 opponents in bold.

LSU's all-time record is 658-372-47. In addition to each of the opponents listed above, LSU has fashioned an 18-4 record against a group of opponents consisting of military and club teams, which balances the all time won-lost record with the aforementioned total.

1893

Record: 0-1-0	SIAA: 0-1-0
Coach Dr. Charles E. Coates	
Captain: Ruffin G. Pleasant (QB)	
Nov. 25	at Tulane L 0-34

1894

Record: 2-1-0	SIAA: 0-1-0
Coach Albert P. Simmons	
Captain: Samuel Marmaduke Dinwiddie Clark (FB)	
Nov. 30	at Natchez AC W 26-0
Dec. 3	Ole Miss L 6-26
Dec. 21	Centenary W 30-0

1895

Record: 3-0-0	SIAA: 2-0-0
Coach Albert P. Simmons	
Captain: J.E. Snyder (QB)	
Oct. 26	Tulane W 8-4
Nov. 2	at Centenary (1) W 16-6
Nov. 18	Alabama W 12-6

1896

Record: 6-0-0	SIAA: 3-0-0
Coach Allen W. Jeardeau	
Captain: Edwin Allen (Ned) Scott (T)	
Oct. 10	Centenary W 46-0
Oct. 24	at Tulane W 6-0
Nov. 13	at Ole Miss (2) W 12-4
Nov. 16	Texas W 14-0
Nov. 20	Mississippi State W 52-0
Nov. 28	at Southern AC (3) W 6-0

1897

Record: 1-1-0	SIAA: 0-0-0
Coach Allen W. Jeardeau	
Captain: Edwin Allen (Ned) Scott (T)	
Dec. 20	Montgomery AC W 28-6
Jan. 8	Cincinnati L 0-26

1898

Record: 1-0-0	SIAA: 1-0-0
Coach Edmond A. Chavanne	
Captain: Edmond A. Chavanne (T)	
Dec. 14	Tulane W 37-0

1899

Record: 1-4-0	SIAA: 1-2-0
Coach John P. Gregg	
Captain: Hulet F. Aby (T)	
Nov. 3	at Ole Miss (4) L 0-11
Nov. 10	Lake Charles HS* W 48-0
Nov. 12	Sewanee L 0-34
Nov. 30	at Texas L 0-29
Dec. 2	at Texas A&M L 0-52
Dec. 8	Tulane W 38-0

* - Exhibition game

1900

Record: 2-2-0	SIAA: 0-1-0
Coach Edmond A. Chavanne	
Captain: I.H. Schwing (QB)	
Nov. 11	Millsaps W 70-0
Nov. 17	at Tulane L 0-29
Nov. 30	at Millsaps L 5-6
Dec. 5	LSU Alumni W 10-0

1901

Record: 5-1-0	SIAA: 2-1-0
Coach W. S. Borland	
Captain: E.L. Gorham (HB)	
Oct. 28	at Louisiana Tech W 57-0
Nov. 7	Ole Miss W 46-0
Nov. 16	at Tulane W 11-0
Nov. 20	Auburn L 0-28
Nov. 28	YMCA-N.O. W 38-0
Dec. 5	Arkansas W 15-0

1902

Record: 6-1-0	SIAA: 4-1-0
Coach W.S. Borland	
Captain: Henry E. Landry (FB)	
Oct. 16	at Southwestern La. W 42-0
Oct. 18	Texas (16) W 5-0
Oct. 27	Auburn W 5-0
Nov. 8	Ole Miss (3) W 6-0
Nov. 17	Vanderbilt L 5-27
Nov. 27	at Mississippi State W 6-0
Nov. 29	at Alabama W 11-0

1903

Record: 4-5-0	SIAA: 0-4-0
Coach W. S. Borland	
Captain: J.J. Coleman (HB)	
Oct. 14	LSU Alumni W 16-0
Oct. 24	Eagles-N.O. W 33-0
Oct. 30	at Louisiana Tech W 16-0
Oct. 31	at Shreveport AC W 5-0
Nov. 7	at Mississippi State L 0-11
Nov. 9	at Alabama L 0-18
Nov. 11	at Auburn L 0-12
Nov. 16	Cumberland L 0-41
Nov. 21	Ole Miss (3) L 0-11

1904

Record: 3-4-0	SIAA: 1-2-0
Coach Dan A. Killian	
Captain: E.L. Klock (T)	
Oct. 16	Louisiana Tech W 17-0
Oct. 22	at Shreveport AC L 0-16
Oct. 23	at Louisiana Tech L 0-6
Nov. 5	Ole Miss W 5-0
Nov. 10	Nashville Med W 16-0
Nov. 19	at Tulane L 0-5
Dec. 1	Alabama L 0-11

1905

Record: 3-0-0	SIAA: 2-0-0
Coach Dan A. Killian	
Captain: Frank M. Edwards (G)	
Nov. 18	Louisiana Tech W 16-0
Nov. 25	at Tulane W 5-0
Dec. 1	Mississippi State W 15-0

1906

Record: 2-2-2	SIAA: 0-1-1
Coach Dan A. Killian	
Captain: E.E. Weil (FB)	
Oct. 10	Monroe AC W 5-0
Oct. 20	Ole Miss L 0-9
Oct. 27	at Mississippi State T 0-0
Nov. 9	Louisiana Tech W 17-0
Nov. 19	Texas A&M L 12-21
Nov. 29	Arkansas T 6-6

1907

Record: 7-3-0	SIAA: 2-1-0
Coach Edgar R. Wingard	
Captain: Solle W. Brannon (QB)	
Oct. 11	Louisiana Tech W 28-0
Oct. 19	at Texas L 5-12
Oct. 21	at Texas A&M L 5-11
Oct. 28	Howard W 57-0
Nov. 6	Arkansas W 17-12
Nov. 9	Mississippi State W 23-11
Nov. 16	at Ole Miss (20) W 23-0
Nov. 23	at Alabama (5) L 4-6
Nov. 30	Baylor W 48-0
Dec. 25	at Havana, Cuba W 56-0

1908

NATIONAL CHAMPIONS (NATIONAL CHAMPIONSHIP FOUNDATION)	
Record: 10-0-0	SIAA: 2-0-0
Coach Edgar R. Wingard	
Captain: Marshall H. (Cap) Gandy (T)	
Oct. 3	YMGC-N.O. W 41-0
Oct. 11	Jackson Br.-N.O. W 81-5
Oct. 17	Texas A&M (3) W 26-0
Oct. 26	Southwestern, Tenn W 55-0
Oct. 31	at Auburn W 10-2
Nov. 7	Mississippi State W 50-0
Nov. 10	Baylor W 89-0
Nov. 16	at Haskell (3) W 32-0
Nov. 23	at Louisiana Tech W 22-0
Nov. 26	at Arkansas (6) W 36-4

1909

Record: 6-2-0	SIAA: 3-1-0
Coaches Joe G. Pritchard / John W. Mayhew	
Captain: R.L. (Big) Stovall (C)	
Oct. 2	Jackson Br.-N.O. W 70-0
Oct. 9	Ole Miss W 10-0
Oct. 16	Mississippi State W 15-0
Oct. 30	Sewanee (3) L 6-15
Nov. 4	at Louisiana Tech (7) W 23-0
Nov. 13	at Arkansas (8) L 0-16
Nov. 18	Transylvania W 52-0
Nov. 25	at Alabama (9) W 12-6

Year-by-Year Results

INTRO

THIS IS LSU

TIGERS

COACHES

REVIEW

HISTORY

LSU

1910

Record: 1-5-0		SIAA: 0-3-0	
Coach John W. Mayhew			
Captain: Bill Seip (E)			
Oct. 15	Mississippi College	W	40-0
Oct. 21	at Mississippi State (10)	L	0-3
Oct. 29	Sewanee (3)	L	5-31
Nov. 5	at Vanderbilt	L	0-22
Nov. 19	at Texas	L	0-12
Nov. 24	at Arkansas (6)	L	0-51

1911

Record: 6-3-0		SIAA: 1-1-0	
Coach James K. (Pat) Dwyer			
Captain: Arthur J. (Tommy) Thomas (G)			
Oct. 7	Southwestern La.	W	42-0
Oct. 14	Louisiana Normal	W	46-0
Oct. 20	Mississippi College	W	40-0
Oct. 28	Meteor AC	W	40-0
Nov. 4	at Baylor	W	6-0
Nov. 12	at Mississippi State (11)	L	0-6
Nov. 18	at SW Texas (12)	L	6-17
Nov. 30	at Arkansas (6)	L	0-11
Dec. 9	Tulane	W	6-0

1912

Record: 4-3-0		SIAA: 1-3-0	
Coach James K. (Pat) Dwyer			
Captain: Charles S. Reiley (T)			
Oct. 5	Southwestern La.	W	85-3
Oct. 11	Mississippi College	W	45-0
Oct. 19	Ole Miss	L	7-10
Nov. 2	Mississippi State	L	0-7
Nov. 9	at Auburn (5)	L	0-7
Nov. 16	at Arkansas (6)	W	7-6
Nov. 28	Tulane	W	21-3

1913

Record: 6-1-2		SIAA: 1-1-1	
Coach James K. (Pat) Dwyer			
Captain: T.W. (Tom) Dutton (C)			
Oct. 4	at Louisiana Tech	W	20-2
Oct. 11	at Southwestern La.	W	26-0
Oct. 18	Jefferson College	W	45-6
Oct. 23	Baylor	W	50-0
Nov. 1	at Auburn (5)	L	0-7
Nov. 8	Arkansas (13)	W	12-7
Nov. 15	at Mississippi State	T	0-0
Nov. 22	Tulane	W	40-0
Nov. 27	at Texas A&M (12)	T	7-7

1914

Record: 4-4-1		SIAA: 0-1-1	
Coach E.T. McDonald			
Captain: George B. Spencer (T)			
Sept. 27	Southwestern La.	W	54-0
Oct. 3	Louisiana Tech	W	60-0
Oct. 10	Mississippi College	W	14-0
Oct. 17	Ole Miss	L	0-21
Oct. 24	Jefferson College	W	14-13
Oct. 31	at Texas A&M (14)	L	9-63
Nov. 7	Arkansas (13)	L	12-20
Nov. 14	at Haskell (3)	L	0-31
Nov. 26	at Tulane	T	0-0

1915

Record: 6-2-0		SIAA: 3-1-0	
Coach E.T. McDonald			
Captain: Alfred J. Reid (FB)			
Oct. 1	Jefferson College	W	42-0
Oct. 8	Mississippi College	W	14-0
Oct. 15	at Ole Miss	W	28-0
Oct. 22	Georgia Tech (3)	L	7-36
Oct. 29	Mississippi State	W	10-0
Nov. 5	Arkansas (13)	W	13-7
Nov. 17	at Rice	L	0-6
Nov. 25	Tulane	W	12-0

1916

Record: 7-1-2		SIAA: 2-1-1	
Coach E.T. McDonald / I.R. Pray / D.X. Bible			
Captain: Phillip Cooper (T)			
Sept. 30	at Southwestern La.	W	24-0
Oct. 7	Jefferson College	W	59-0
Oct. 14	at Texas A&M (15)	W	13-0
Oct. 21	Mississippi College	W	50-7
Oct. 28	Sewanee (3)	L	0-7
Nov. 5	at Arkansas (13)	W	17-7
Nov. 12	at Mississippi State	W	13-3
Nov. 19	Ole Miss	W	41-0
Nov. 24	Rice	T	7-7
Nov. 30	at Tulane	T	14-14

1917

Record: 3-5-0		SIAA: 1-3-0	
Coach Wayne Sutton			
Captain: Arthur (Mickey) O'Quinn (E)			
Oct. 6	Southwestern La.	W	20-6
Oct. 13	at Ole Miss	W	52-7
Oct. 20	Sewanee (3)	L	0-3
Oct. 27	at Texas A&M (16)	L	0-27
Nov. 3	at Arkansas (13)	L	0-14
Nov. 10	Mississippi College	W	34-0
Nov. 17	Mississippi State	L	0-9
Nov. 29	Tulane	L	6-28

1918

NO TEAM (WORLD WAR I)

1919

Record: 6-2-0		SIAA: 2-2-0	
Coach Irving R. Pray			
Captain: T.W. Dutton (C)			
Oct. 4	Southwestern La.	W	39-0
Oct. 11	Jefferson College	W	38-0
Oct. 18	Ole Miss	W	13-0
Oct. 25	at Arkansas (13)	W	20-0
Nov. 1	at Mississippi State	L	0-6
Nov. 8	Mississippi College	W	24-0
Nov. 15	Alabama	L	0-23
Nov. 22	at Tulane	W	27-6

1920

Record: 5-3-1		SIAA: 0-3-0	
Coach Branch Bocock			
Captain: Roy L. Benoit (QB)			
Oct. 2	Jefferson College	W	81-0
Oct. 2	Louisiana Normal	W	34-0
Oct. 9	Spring Hill	W	40-0
Oct. 16	at Texas A&M	T	0-0
Oct. 23	Mississippi State	L	7-12
Oct. 30	Mississippi College	W	41-9
Nov. 6	at Arkansas (13)	W	3-0
Nov. 13	at Alabama	L	0-21
Nov. 25	Tulane	L	0-21

1921

Record: 6-1-1		SIAA: 2-1-1	
Coach Branch Bocock			
Captain: F.L. (Fritz) Spence (E)			
Oct. 8	Louisiana Normal	W	78-0
Oct. 15	Texas A&M	W	6-0
Oct. 22	Spring Hill	W	41-7
Oct. 29	Alabama (3)	T	7-7
Nov. 5	at Arkansas (13)	W	10-7
Nov. 12	Ole Miss	W	21-0
Nov. 19	at Tulane	L	0-21
Dec. 3	at Mississippi State	W	17-14

1922

Record: 3-7-0		SIAA: 1-2-0	
Coach Irving R. Pray			
Captain: E.L. (Tubby) Ewen (E)			
Sept. 30	Louisiana Normal	W	13-0
Oct. 7	Loyola	L	0-7
Oct. 14	at SMU	L	0-51
Oct. 20	at Texas A&M	L	0-47
Oct. 28	at Arkansas (13)	L	6-40
Nov. 2	Spring Hill	W	25-7
Nov. 7	at Rutgers (17)	L	0-25
Nov. 10	at Alabama	L	3-47
Nov. 18	Mississippi State	L	0-7
Nov. 30	Tulane (HC)	W	25-14

1923

Record: 3-5-1		SIC: 0-3-0	
Coach Mike Donahue			
Captain: E.L. (Tubby) Ewen (E)			
Sept. 29	Louisiana Normal	W	40-0
Oct. 6	Southwestern La.	W	7-3
Oct. 13	Spring Hill	W	33-0
Oct. 20	Texas A&M	L	0-28
Oct. 27	at Arkansas (13)	L	13-26
Nov. 2	at Mississippi College (2)	T	0-0
Nov. 16	at Alabama (18)	L	3-30
Nov. 24	at Tulane	L	0-20
Dec. 1	at Mississippi State	L	7-14

1924

Record: 5-4-0		SIC: 0-3-0	
Coach Mike Donahue			
Captain: C.C. (Cliff) Campbell (T)			
Sept. 27	Spring Hill	W	7-6
Oct. 4	Southwestern La.	W	31-7
Oct. 11	at Indiana (19)	W	20-14
Oct. 18	at Rice	W	12-0
Oct. 25	at Auburn (9)	L	0-3
Nov. 1	at Arkansas (13)	L	7-10
Nov. 8	at Georgia Tech	L	7-28
Nov. 15	Louisiana Normal	W	40-0
Nov. 25	Tulane* (HC)	L	0-13

*First game in Tiger Stadium

1925

Record: 5-3-1		SIC: 0-2-1	
Coach Mike Donahue			
Captain: Jonathan Edward Steele (G)			
Sept. 26	Louisiana Normal	W	27-0
Oct. 3	Southwestern La.	W	38-0
Oct. 10	Alabama (HC)	L	0-42
Oct. 17	LSU Freshman	W	6-0
Oct. 24	at Tennessee	T	0-0
Oct. 31	at Arkansas (13)	L	0-12
Nov. 7	Rice	W	6-0
Nov. 14	at Loyola (N.O.)	W	13-0
Nov. 21	Tulane	L	0-16

1926

Record: 6-3-0		SIC: 3-3-0	
Coach Mike Donahue			
Captain: L.T. (Babe) Godfrey (HB)			
Sept. 25	Louisiana Normal	W	47-0
Oct. 2	Southwestern La.	W	34-0
Oct. 9	Tennessee	L	7-14
Oct. 16	at Auburn (18)	W	10-0
Oct. 23	at Mississippi State (20)	L	6-7
Oct. 30	at Alabama	L	0-24
Nov. 6	at Arkansas (13)	W	14-0
Nov. 13	Ole Miss	W	3-0
Nov. 25	at Tulane	W	7-0

1927

Record: 4-4-1		SIC: 2-3-1	
Coach Mike Donahue			
Captain: L.T. (Babe) Godfrey (FB)			
Sept. 24	Louisiana Tech	W	45-0
Oct. 1	Southwestern La.	W	52-0
Oct. 8	at Alabama (9)	T	0-0
Oct. 15	at Auburn (18)	W	9-0
Oct. 22	at Mississippi State (20)	W	9-7
Oct. 29	at Arkansas (13)	L	0-28
Nov. 5	at Ole Miss	L	7-12
Nov. 12	at Georgia Tech	L	0-23
Nov. 24	Tulane	L	6-13

1928

Record: 6-2-1		SIC: 3-1-1	
Coach Russ Cohen			
Captain: Jess Tinsley (T)			
Oct. 6	Southwestern La.	W	46-0
Oct. 13	Louisiana College	W	41-0
Oct. 20	at Mississippi State (20)	W	31-0
Oct. 27	Spring Hill	W	30-7
Nov. 3	at Arkansas (13)	L	0-7
Nov. 10	Ole Miss (HC)	W	19-6
Nov. 17	at Georgia	W	13-12
Nov. 29	at Tulane	T	0-0
Dec. 8	at Alabama (9)	L	0-13

1929

Record: 6-3-0		SIC: 3-1-0	
Coach Russ Cohen			
Captain: Frank Ellis (T)			
Sept. 28	Louisiana College	W	58-0
Oct. 5	Southwestern La.	W	58-0
Oct. 12	Sewanee (HC)	W	27-14
Oct. 19	at Mississippi State (20)	W	31-6
Oct. 26	Louisiana Tech	W	53-7
Nov. 2	at Arkansas (13)	L	0-32
Nov. 9	at Duke	L	6-32
Nov. 16	Ole Miss	W	13-6
Nov. 28	Tulane	L	0-21

1930

Record: 6-4-0		SIC: 2-3-0	
Coach Russ Cohen			
Captain: Walter (Dobie) Reeves (HB)			
Sept. 20	S.D. Wesleyan	W	76-0
Sept. 27	Louisiana Tech	W	71-0
Oct. 4	Southwestern La.	W	85-0
Oct. 11	at South Carolina	W	6-7
Oct. 18	at Mississippi State (20)	L	6-8
Oct. 25	Sewanee (HC)	W	12-0
Nov. 1	at Arkansas (13)	W	27-12
Nov. 8	Ole Miss	W	6-0
Nov. 15	at Alabama (18)	L	0-33
Nov. 27	at Tulane	L	7-12

1931

Record: 5-4-0		SIC: 2-2-0	
Coach Russ Cohen			
Captain: Edward Khoury (T)			
Sept. 26	at TCU	L	0-3
Oct. 3	Spring Hill*	W	35-0
Oct. 10	South Carolina (HC)	W	19-12
Oct. 17	Mississippi State	W	31-0
Oct. 24	at Arkansas (13)	W	13-6
Oct. 31	Sewanee	L	6-12
Nov. 7	at Army	L	0-20
Nov. 14	at Ole Miss (20)	W	26-3
Nov. 28	at Tulane	L	7-34

*First night game in Tiger Stadium

1932

Record: 6-3-1		SIC: 3-0-0	
Coach Lawrence M. (Biff) Jones			
Captain: Walter Fleming (E)			
Sept. 24	TCU	T	3-3
Oct. 1	at Rice	L	8-10
Oct. 8	Spring Hill	W	80-0
Oct. 15	at Mississippi State (21)	W	24-0
Oct. 22	at Arkansas (13)	W	14-0
Oct. 29	Sewanee (HC)	W	38-0
Nov. 5	at South Carolina	W	6-0
Nov. 12	at Centenary	L	0-6
Nov. 26	Tulane	W	14-0
Dec. 17	Oregon	L	0-12

1933

Record: 7-0-3		SEC: 3-0-2	
Coach Lawrence M. (Biff) Jones			
Captain: Jack Torrance (T)			
Sept. 30	Rice	W	13-0
Oct. 7	Millsaps	W	40-0
Oct. 14	Centenary	T	0-0
Oct. 21	at Arkansas (13)	W	20-0
Oct. 28	Vanderbilt (HC)	T	7-7
Nov. 4	South Carolina	W	30-7
Nov. 18	Ole Miss	W	31-0
Nov. 25	at Mississippi State (21)	W	21-6
Dec. 2	at Tulane	T	7-7
Dec. 9	Tennessee	W	7-0

1934

Record: 7-2-2		SEC: 4-2-0	
Coach Lawrence M. (Biff) Jones			
Captain: Bert Yates (HB)			
Sept. 29	at Rice	T	9-9
Oct. 6	SMU	T	14-14
Oct. 13	Auburn (HC)	W	20-6
Oct. 20	at Arkansas (13)	W	16-0
Oct. 27	at Vanderbilt	W	29-0
Nov. 3	Mississippi State	W	25-3
Nov. 10	at George Washington	W	6-0
Nov. 17	at Ole Miss (20)	W	14-0
Dec. 1	Tulane	L	12-13
Dec. 8	at Tennessee	L	13-19
Dec. 15	Oregon	W	14-13

1935

NATIONAL CHAMPIONS (WILLIAMSON)			
SEC CHAMPIONS			
Record: 9-2-0		SEC: 5-0-0	
Coach Bernie H. Moore			
Captain: W.J. Barrett (E)			
Sept. 28	Rice	L	7-10
Oct. 5	Texas	W	18-6
Oct. 12	at Manhattan	W	32-0
Oct. 19	at Arkansas (13)	W	13-7
Oct. 26	at Vanderbilt	W	7-2
Nov. 2	Auburn (HC)	W	6-0
Nov. 9	Mississippi State	W	28-13
Nov. 16	at Georgia	W	13-0
Nov. 23	Southwestern La.	W	56-0
Nov. 30	at Tulane	W	41-0
Sugar Bowl - New Orleans, La.			
Jan. 1	TCU	L	2-3 35,000

Year-by-Year Results

INTRO

THIS IS LSU

TIGERS

COACHES

REVIEW

HISTORY

LSU

1936

NATIONAL CHAMPIONS (WILLIAMSON, SAGARIN)

SEC CHAMPIONS

Record: 9-1-1 **SEC: 6-0-0**

Coach **Bernie H. Moore**

Captain: **Bill May (QB-FB)**

Sept. 26	Rice	W	20-7	
Oct. 3	at Texas	T	6-6	
Oct. 10	Georgia	W	47-7	
Oct. 17	Ole Miss	W	13-0	
#13 Oct. 24	at Arkansas (13)	W	19-7	
#8 Oct. 31	at Vanderbilt	W	19-0	
#7 Nov. 7	Mississippi State (HC)	W	12-0	
#7 Nov. 14	at Auburn (9)	W	19-6	
#5 Nov. 21	Southwestern La.	W	93-0	
#2 Nov. 28	#19 Tulane	W	33-0	

Sugar Bowl - New Orleans, La.

#2 Jan. 1	#6 Santa Clara	L	14-21	38,483
-----------	----------------	---	-------	--------

1937

Record: 9-2-0 **SEC: 5-1-0**

Coach **Bernie H. Moore**

Captain: **Art (Slick) Morton (HB-TB)**

Sept. 25	Florida	W	19-0	
Oct. 2	Texas	W	9-0	
Oct. 9	at Rice	W	13-0	
Oct. 16	Ole Miss	W	13-0	
#6 Oct. 23	at #20 Vanderbilt	L	6-7	
#17 Oct. 30	Loyola	W	52-6	
#18 Nov. 6	Mississippi State (HC)	W	41-0	
#12 Nov. 13	#14 Auburn	W	9-7	
#8 Nov. 20	Louisiana Normal	W	52-0	
#10 Nov. 27	at Tulane	W	20-0	

Sugar Bowl - New Orleans, La.

#8 Jan. 1	#9 Santa Clara	L	0-6	40,000
-----------	----------------	---	-----	--------

1938

Record: 6-4-0 **SEC: 2-4-0**

Coach **Bernie H. Moore**

Captain: **Ben Friend (T)**

Sept. 24	Ole Miss	L	7-20	
Oct. 1	at Texas	W	20-0	
Oct. 8	Rice	W	3-0	
Oct. 15	Loyola	W	47-0	
Oct. 22	#16 Vanderbilt (HC)	W	7-0	
Oct. 29	at #8 Tennessee	L	6-14	
Nov. 5	Mississippi State	W	32-7	
Nov. 12	at Auburn (9)	L	6-28	
Nov. 19	Southwestern La.	W	32-0	
Nov. 26	Tulane	L	0-14	

1939

Record: 4-5-0 **SEC: 1-5-0**

Coach **Bernie H. Moore**

Captain: **Young Bussey (HB)**

Sept. 30	Ole Miss	L	7-14	
Oct. 7	at Holy Cross	W	26-7	
Oct. 14	Rice	W	7-0	
Oct. 21	Loyola	W	20-0	
Oct. 28	at Vanderbilt	W	12-6	
#18 Nov. 4	#1 Tennessee (HC)	L	0-20	
Nov. 11	Mississippi State	L	12-15	
Nov. 18	Auburn	L	7-21	
Dec. 2	at #5 Tulane	L	20-33	

1940

Record: 6-4-0 **SEC: 3-3-0**

Coach **Bernie H. Moore**

Captain: **Charles Anastasio (HB)**

Sept. 21	Louisiana Tech	W	39-7	
Sept. 28	Ole Miss	L	6-19	
Oct. 5	Holy Cross	W	25-0	
Oct. 12	at Rice	L	0-23	
Oct. 19	Mercer	W	20-0	
Oct. 26	Vanderbilt (HC)	W	7-0	
Nov. 2	at #7 Tennessee	L	0-28	
Nov. 9	#19 Mississippi State	L	7-22	
Nov. 16	at Auburn (9)	W	21-13	
Nov. 30	Tulane	W	14-0	

1941

Record: 4-4-2 **SEC: 2-2-2**

Coach **Bernie H. Moore**

Captain: **Leo Bird (HB)**

Sept. 20	Louisiana Tech	W	25-0	
Sept. 27	Holy Cross	L	13-19	
Oct. 4	at Texas	L	0-34	
Oct. 11	#19 Mississippi State	T	0-0	
Oct. 18	Rice	W	27-0	
Oct. 25	Florida	W	10-7	
Nov. 1	Tennessee (HC)	L	6-13	
Nov. 8	#16 Ole Miss	L	12-13	
Nov. 15	Auburn	T	7-7	

Nov. 29 at Tulane W 19-0

1942

Record: 7-3-0 **SEC: 3-2-0**

Coach **Bernie H. Moore**

Captain: **Willie Miller (G)**

Sept. 19	Louisiana Normal	W	40-0	
Sept. 26	Texas A&M	W	16-7	
Oct. 3	at Rice	L	14-27	
Oct. 10	Mississippi State	W	16-6	
Oct. 17	Ole Miss (HC)	W	21-7	
Oct. 24	Georgia Navy	W	34-0	
#19 Oct. 31	at #20 Tennessee	L	0-26	
Nov. 7	at Fordham	W	26-13	
Nov. 14	at Auburn (9)	L	7-25	
Nov. 26	Tulane	W	18-6	

1943

Record: 6-3-0 **SEC: 2-2-0**

Coach **Bernie H. Moore**

Captain: **Steve Van Buren (HB)**

Sept. 25	Georgia	W	34-27	
Oct. 2	Rice	W	20-7	
#17 Oct. 9	Texas A&M	L	13-28	
Oct. 16	La. Army (STU)	W	28-7	
Oct. 23	at Georgia (22)	W	27-6	
Oct. 30	TCU	W	14-0	
#20 Nov. 6	at Georgia Tech	L	7-42	
Nov. 20	at Tulane	L	0-27	

Orange Bowl - new orleans, la.

Jan. 1 Texas A&M W 19-14

1944

Record: 2-5-1 **SEC: 2-3-1**

Coach **Bernie H. Moore**

Captain: **Al Cavigga (G)**

Sept. 30	Alabama	T	27-27	
Oct. 7	at Rice	L	13-14	
Oct. 14	Texas A&M	L	0-7	
Oct. 21	Mississippi State	L	6-13	
Oct. 28	at Georgia	W	15-7	
Nov. 4	#16 Tennessee (HC)	L	0-13	
Nov. 18	#9 Georgia Tech	L	6-14	
Nov. 30	Tulane	W	25-6	

1945

Record: 7-2-0 **SEC: 5-2-0**

Coach **Bernie H. Moore**

Captain: **Andy Kosmac (QB)**

Sept. 29	Rice	W	42-0	
Oct. 6	Alabama	L	7-26	
Oct. 13	#17 Texas A&M	W	31-12	
Oct. 20	at #12 Georgia	W	32-0	
#13 Oct. 27	Vanderbilt	W	39-7	
#17 Nov. 3	Ole Miss	W	32-13	
#14 Nov. 10	Mississippi State (HC)	L	20-27	
Nov. 17	at Georgia Tech	W	9-7	
Dec. 1	at Tulane	W	33-0	

1946

Record: 9-1-1 **SEC: 5-1-0**

Coach **Bernie H. Moore**

Captain: **Dilton Richmond (E)**

Sept. 28	at Rice	W	7-6	
Oct. 5	Mississippi State	W	13-6	
#13 Oct. 12	Texas A&M	W	33-9	
#12 Oct. 19	Georgia Tech (HC)	L	7-26	
Oct. 26	at Vanderbilt	W	14-0	
Nov. 2	Ole Miss	W	34-21	
#19 Nov. 9	Alabama	W	31-21	
#11 Nov. 15	at Miami (Fla.)	W	20-7	
#9 Nov. 23	Fordham	W	40-0	
#9 Nov. 30	Tulane	W	41-27	

Cotton Bowl - Dallas, Texas

#8 Jan. 1 #16 Arkansas T 0-0

1947

Record: 5-3-1 **SEC: 2-3-1**

Coach **Bernie H. Moore**

Captain: **Jim Cason (HB)**

Sept. 27	Rice	W	21-14	
Oct. 4	at Georgia	L	19-35	
Oct. 11	Texas A&M	W	19-13	
Oct. 17	at Boston College	W	14-13	
#18 Oct. 25	#19 Vanderbilt (HC)	W	19-13	
#17 Nov. 1	Ole Miss	L	18-20	
Nov. 15	Mississippi State	W	21-6	
Nov. 22	at #8 Alabama	L	12-41	
Dec. 6	at Tulane	T	6-6	

INTRO
THIS IS LSU
TIGERS
COACHES
REVIEW
HISTORY
LSU

1948

Record: 3-7-0		SEC: 1-5-0	
Coach Gaynell Tinsley			
Captain: Ed Claunch (C)			
Sept. 18	at Texas	L	0-33 47,500
Oct. 2	Rice	W	26-13 29,000
Oct. 9	Texas A&M	W	14-13 35,000
Oct. 16	#16 Georgia	L	0-22 36,000
Oct. 23	at #3 North Carolina	L	7-34 40,000
Oct. 30	Ole Miss (HC)	L	19-49
Nov. 6	at Vanderbilt	L	7-48 22,000
Nov. 13	Mississippi State	L	0-7 30,000
Nov. 20	Alabama	W	26-6
Nov. 27	#14 Tulane	L	0-46

1949

Record: 8-3-0		SEC: 4-2-0	
Coach Gaynell Tinsley			
Captain: Mel Lyle (E)			
Sept. 24	Kentucky	L	0-19 35,000
Oct. 1	Rice	W	14-7 32,000
Oct. 8	Texas A&M	W	34-0 30,000
Oct. 14	at Georgia	L	0-7 22,000
Oct. 22	#6 North Carolina	W	13-7 43,000
#17 Oct. 29	Ole Miss	W	34-7 37,000
#17 Nov. 5	Vanderbilt	W	33-13 34,000
#16 Nov. 12	Mississippi State (HC)	W	34-7 32,000
#13 Nov. 19	Southeastern La.	W	48-7 19,000
#13 Nov. 26	at #10 Tulane	W	21-0 81,000
Sugar Bowl - New Orleans, La.			
#9 Jan. 1	#2 Oklahoma	L	0-35 82,000

1950

Record: 4-5-2		SEC: 2-3-2	
Coach Gaynell Tinsley			
Captain: Ebert Van Buren (HB)			
Sept. 23	at #13 Kentucky	L	0-14 35,500
Sept. 30	Pacific	W	19-0 30,000
Oct. 7	at Rice	L	20-35 52,000
Oct. 14	Georgia Tech (HC)	L	0-13 42,000
Oct. 21	Georgia	T	13-13 25,000
Nov. 4	Ole Miss	W	40-14 30,000
Nov. 11	at Vanderbilt	W	33-7 27,000
Nov. 18	Mississippi State	L	7-13 33,000
Nov. 24	Villanova	W	13-7 10,000
Dec. 2	at #20 Tulane	T	14-14 74,000
Dec. 9	at #3 Texas	L	6-21 35,000

1951

Record: 7-3-1		SEC: 4-2-1	
Coach Gaynell Tinsley			
Captains: Ray Potter (T), Chester Freeman (RHB)			
Sept. 22	Southern Miss	W	13-0 24,000
Sept. 29	at #9 Alabama (5)	W	13-7 32,000
Oct. 6	Rice	W	7-6 44,000
Oct. 13	at #8 Georgia Tech	L	7-25 30,000
Oct. 20	at Georgia	W	7-0 18,000
Oct. 27	#5 Maryland	L	0-27 38,000
Nov. 3	Ole Miss (HC)	T	6-6 40,000
Nov. 10	Vanderbilt	L	13-20 18,000
Nov. 17	Mississippi State	W	3-0 20,000
Nov. 24	Villanova (13)	W	45-7 13,000
Dec. 1	Tulane	W	14-13 45,000

1952

Record: 3-7-0		SEC: 2-5-0	
Coach Gaynell Tinsley			
Captains: Norm Stevens (QB), Joe Modicut (LG), Bill Lansing (RG), Leroy Labat (HB), Jim Sanford (T), Ralph McLeod (LE)			
Sept. 20	#11 Texas	L	14-35 42,000
Sept. 27	Alabama	L	20-21 34,000
Oct. 4	at #17 Rice	W	27-7 45,000
Oct. 11	at Kentucky	W	34-7 28,000
Oct. 18	Georgia	L	14-27 38,000
Oct. 25	at #2 Maryland	L	6-34 30,000
Nov. 1	at Ole Miss	L	0-28 22,500
Nov. 8	#8 Tennessee (HC)	L	3-22 35,000
Nov. 15	Mississippi State	L	14-33 20,000
Nov. 29	at Tulane	W	16-0 55,000

1953

Record: 5-3-3		SEC: 2-3-3	
Coach Gaynell Tinsley			
Captains: Jerry Marchand (LHB), Charley Oakley (FB)			
Sept. 19	#11 Texas	W	20-7 45,000
Sept. 26	at #5 Alabama (5)	T	7-7 33,809
#19 Oct. 3	Boston College	W	42-6 25,000
#14 Oct. 10	Kentucky	T	6-6 38,000
Oct. 17	at Georgia	W	14-6 20,000
#14 Oct. 24	at Florida	T	21-21 39,000
Oct. 31	#18 Ole Miss	L	16-27 45,000

Nov. 7	at Tennessee	L	14-32 33,000
Nov. 14	Mississippi State (HC)	L	13-26 32,000
Nov. 21	at Arkansas (6)	W	9-8 21,000
Nov. 28	Tulane	W	32-13 50,000

1954

Record: 5-6-0		SEC: 2-5-0	
Coach Gaynell Tinsley			
Captain: Sid Fournet (LG)			
Sept. 18	at #4 Texas	L	6-20 36,000
Sept. 25	Alabama	L	0-12 40,000
Oct. 2	at Kentucky	L	6-7 33,000
Oct. 9	at Georgia Tech	L	20-30 28,000
Oct. 16	#20 Texas Tech	W	20-13 25,000
Oct. 23	#18 Florida	W	20-7 25,000
Oct. 30	#12 Ole Miss (HC)	L	6-21 46,000
Nov. 6	Chattanooga	W	26-19 11,000
Nov. 13	Mississippi State	L	0-25 20,000
Nov. 20	#9 Arkansas (13)	W	7-6 33,000
Nov. 27	Tulane	W	14-13 40,477

1955

Record: 3-5-2		SEC: 2-3-1	
Coach Paul Dietzel			
Captains: Joe Tuminello (E), O.K. Ferguson (FB)			
Sept. 17	Kentucky	W	19-7 38,000
#16 Sept. 24	at Texas A&M (14)	L	0-28 17,000
Oct. 1	at #11 Rice	T	20-20 51,000
Oct. 8	#4 Georgia Tech	L	0-7 60,000
Oct. 15	at Florida	L	14-18 30,000
Oct. 29	Ole Miss	L	26-29 45,000
Nov. 5	at #1 Maryland	L	0-13 28,000
Nov. 12	#18 Mississippi State (HC)	W	34-7 40,000
Nov. 19	at Arkansas (6)	W	13-7 35,000
Nov. 26	Tulane	T	13-13 58,000

1956

Record: 3-7-0		SEC: 1-5-0	
Coach Paul Dietzel			
Captain: Don Scully (G)			
Sept. 29	#11 Texas A&M	L	6-9
Oct. 6	at Rice	L	14-23 55,000
Oct. 13	at #3 Georgia Tech	L	7-39 39,500
Oct. 20	at Kentucky	L	0-14 28,000
Oct. 27	Florida (HC)	L	6-21 35,000
Nov. 3	Ole Miss	L	17-46 35,000
Nov. 10	Oklahoma A&M	W	13-0 25,000
Nov. 17	Mississippi State	L	13-32 25,000
Nov. 24	Arkansas (13)	W	21-7 28,000
Dec. 1	at Tulane	W	7-6 60,000

1957

Record: 5-5-0		SEC: 4-4-0	
Coach Paul Dietzel			
Captain: Alvin Aucoin (LT)			
Sept. 21	Rice	L	14-20 50,912
Sept. 28	Alabama	W	28-0 33,728
Oct. 5	at Texas Tech	W	19-14 19,278
Oct. 12	#17 Georgia Tech	W	20-13 59,476
#17 Oct. 19	Kentucky (HC)	W	21-0 53,824
#10 Oct. 26	at Florida	L	14-22 27,740
Nov. 2	at Vanderbilt	L	0-7 18,500
Nov. 9	at #14 Ole Miss	L	12-14 26,261
Nov. 16	#12 Mississippi State	L	6-14 51,213
Nov. 30	Tulane	W	25-6 48,040

1958

NATIONAL CHAMPIONS			
SEC CHAMPIONS			
Record: 11-0-0		SEC: 6-0-0	
Coach Paul Dietzel			
Captain: Billy Hendrix (E)			
Sept. 20	at Rice	W	26-6 45,000
#15 Sept. 27	at Alabama (5)	W	13-3 34,000
#13 Oct. 4	Hardin-Simmons	W	20-6 45,000
#11 Oct. 10	at Miami (Fla.)	W	41-0 40,614
#9 Oct. 18	Kentucky	W	32-7 65,000
#3 Oct. 25	Florida (HC)	W	10-7 62,000
#1 Nov. 1	#6 Ole Miss	W	14-0 68,000
#1 Nov. 8	Duke	W	50-18 63,000
#1 Nov. 15	at Mississippi State (20)	W	7-6
#1 Nov. 22	at Tulane	W	62-0 83,221
Sugar Bowl - New Orleans, La.			
#1 Jan. 1	#12 Clemson	W	7-0 80,331 NBC

- INTRO
- THIS IS LSU
- TIGERS
- COACHES
- REVIEW
- HISTORY**
- LSU

1959

Record: 9-2-0 **SEC: 5-1-0**
Coach Paul Dietzel
Captain: Lynn LeBlanc (T)

#1	Sept. 19	Rice	W	26-3	48,613	NBC
#1	Sept. 26	#9 TCU	W	10-0	65,694	
#1	Oct. 3	Baylor (13)	W	22-0	32,308	
#1	Oct. 10	Miami (Fla.)	W	27-3	64,864	
#1	Oct. 17	at Kentucky	W	9-0	33,230	
#1	Oct. 24	at Florida	W	9-0	47,578	
#1	Oct. 31	#3 Ole Miss (HC)	W	7-3	67,327	
#1	Nov. 7	at #13 Tennessee	L	13-14	45,682	
#3	Nov. 14	Mississippi State	W	27-0	63,272	
#3	Nov. 21	Tulane	W	14-6	65,057	
Sugar Bowl - New Orleans, La.						
#3	Jan. 1	#2 Ole Miss	L	0-21	81,141	NBC



1960

Record: 5-4-1 **SEC: 2-3-1**
Coach Paul Dietzel
Captain: Charles (Bo) Strange (C)

	Sept. 17	Texas A&M	W	9-0	58,346	
	Oct. 1	Baylor	L	3-7	57,662	
	Oct. 8	at Georgia Tech	L	2-6	44,176	
	Oct. 15	at Kentucky	L	0-3	28,000	
	Oct. 22	Florida	L	10-13	51,528	
	Oct. 29	at #2 Ole Miss	T	6-6	34,000	ABC
	Nov. 5	South Carolina (HC)	W	35-6	52,650	
	Nov. 12	Mississippi State	W	7-3	48,804	
	Nov. 19	Wake Forest	W	16-0	49,909	
	Nov. 26	at Tulane	W	17-6	74,000	



1961

SEC CHAMPIONS
Record: 10-1-0 **SEC: 6-0-0**
Coach Paul Dietzel
Captain: Roy (Moonie) Winston (G)

#5	Sept. 23	at Rice	L	3-16	73,000	
	Sept. 30	Texas A&M	W	16-7	63,367	
	Oct. 7	#3 Georgia Tech	W	10-0	64,702	
	Oct. 14	at South Carolina	W	42-0	19,275	
#10	Oct. 21	Kentucky (HC)	W	24-14	65,208	
#7	Oct. 28	at Florida	W	23-0	47,490	
#6	Nov. 4	#2 Ole Miss	W	10-7	68,071	
#4	Nov. 11	at North Carolina	W	30-0	14,173	ABC
#4	Nov. 18	Mississippi State	W	14-6	59,341	
#4	Nov. 25	Tulane	W	62-0	60,808	
Orange Bowl - Miami, Fla.						
#4	Jan. 1	#7 Colorado	W	25-7		NBC



1962

NATIONAL CHAMPIONS (BERRYMAN)
Record: 9-1-1 **SEC: 5-1-0**
Coach Charles McClendon
Captain: Fred Miller (RT)

#5	Sept. 22	Texas A&M	W	21-0	68,618	
#5	Sept. 29	Rice	T	6-6	64,457	
	Oct. 6	at #5 Georgia Tech	W	10-7	45,912	CBS
#6	Oct. 13	Miami (Fla.)	W	17-3	66,175	
#4	Oct. 20	at Kentucky	W	7-0	24,474	
#6	Oct. 27	Florida (HC)	W	23-0	66,611	
#4	Nov. 3	#6 Ole Miss	L	7-15	68,571	
#9	Nov. 10	TCU	W	5-0	63,269	
#10	Nov. 17	at Mississippi State (20)	W	28-0	39,651	
#8	Nov. 24	at Tulane	W	38-3	37,811	
Cotton Bowl - Dallas, Texas						
#7	Jan. 1	#4 Texas	W	13-0		CBS



1963

Record: 7-4-0 **SEC: 4-2-0**
Coach Charles McClendon
Captain: Billy Truax (E)

	Sept. 21	Texas A&M	W	14-6	68,000	
	Sept. 28	at Rice	L	12-21	64,000	
	Oct. 5	#7 Georgia Tech	W	7-6	68,000	
	Oct. 11	at Miami (Fla.)	W	3-0	45,986	
	Oct. 19	Kentucky (HC)	W	28-7	68,000	
	Oct. 26	at Florida	W	14-0	48,000	
	Nov. 2	#3 Ole Miss	L	3-37	68,000	CBS
	Nov. 9	TCU	W	28-14	67,000	
	Nov. 16	Mississippi State (20)	L	6-7	46,500	
	Nov. 23	Tulane	W	20-0	55,000	
Bluebonnet Bowl - Houston, Texas						
	Dec. 21	Baylor	L	7-14		CBS



1964

Record: 8-2-1 **SEC: 4-2-1**
Coach Charles McClendon
Captain: Richard Granier (C)

	Sept. 19	Texas A&M	W	9-6	68,000	
	Sept. 26	at Rice	W	3-0	64,000	
	Oct. 10	North Carolina	W	20-3	63,000	
#9	Oct. 17	at Kentucky	W	27-7	38,000	
#7	Oct. 24	Tennessee (HC)	T	3-3	59,000	NBC
#9	Oct. 31	Ole Miss	W	11-10	68,000	
#8	Nov. 7	at #3 Alabama (9)	L	9-17	68,000	
#9	Nov. 14	Mississippi State	W	14-10	68,000	
#8	Nov. 21	at Tulane	W	13-3	55,000	
#7	Dec. 5	Florida	L	6-20	62,000	
Sugar Bowl - New Orleans, La.						
#7	Jan. 1	Syracuse	W	13-10	60,322	NBC



1965

Record: 8-3-0 **SEC: 3-3-0**
Coach Charles McClendon
Captains: Billy Ezell (QB), John Aaron (RG)

#8	Sept. 18	Texas A&M	W	10-0	68,000	
#7	Sept. 25	Rice	W	42-14	67,500	
#5	Oct. 2	at Florida	L	7-14	47,592	
	Oct. 9	at Miami (Fla.)	W	34-27	43,367	
	Oct. 16	Kentucky (HC)	W	31-21	68,000	
#9	Oct. 23	South Carolina	W	21-7	66,000	
#5	Oct. 30	at Ole Miss (20)	L	0-23	46,616	
	Nov. 6	#5 Alabama	L	7-31	58,000	NBC
	Nov. 13	Mississippi State	W	37-20	60,000	
	Nov. 20	Tulane	W	62-0	65,000	
Cotton Bowl - Dallas, Texas						
	Jan. 1	#2 Arkansas	W	14-7		CBS



1966

Record: 5-4-1 **SEC: 3-3-0**
Coach Charles McClendon
Captains: Leonard Neumann (TB), Gawain DiBetta (FB)

	Sept. 17	South Carolina	W	28-12	67,512	
	Sept. 24	at Rice	L	15-17	63,000	
	Oct. 1	Miami (Fla.)	W	10-8	67,500	
	Oct. 8	Texas A&M	T	7-7	67,500	
	Oct. 15	at Kentucky	W	30-0	35,000	
	Oct. 22	#8 Florida (HC)	L	7-28	67,500	
	Oct. 29	Ole Miss	L	7-17	67,500	
	Nov. 5	at #4 Alabama (9)	L	0-21	66,500	ABC
	Nov. 12	Mississippi State	W	17-7	55,000	ABC
	Nov. 19	at Tulane*	W	21-7	82,307	

* Designated as a conference game by the SEC



1967

Record: 7-3-1 **SEC: 3-2-1**
Coach Charles McClendon
Captains: Barry Wilson (C), Benny Griffin (LB)

	Sept. 23	Rice	W	20-14	66,000	
	Sept. 30	Texas A&M	W	17-6	66,000	
	Oct. 7	at Florida	W	37-6	59,261	
	Oct. 14	Miami (Fla.)	L	15-17	67,000	
	Oct. 21	Kentucky (HC)	W	30-7	66,000	
	Oct. 28	at #4 Tennessee	L	14-17	54,596	
	Nov. 4	at Ole Miss (20)	T	13-13	46,000	ABC
	Nov. 11	Alabama	L	6-7	65,500	
	Nov. 18	Mississippi State	W	55-0	57,000	
	Nov. 25	Tulane	W	41-27	63,000	
Sugar Bowl - New Orleans, La.						
	Jan. 1	#6 Wyoming	W	20-13	78,963	NBC



1968

Record: 8-3-0 **SEC: 4-2-0**
Coach Charles McClendon
Captains: Barton Frye (CB), Jerry Guillot (RG)

#20	Sept. 21	#13 Texas A&M	W	13-12	68,000	
#14	Sept. 28	at Rice	W	21-7	60,000	
#10	Oct. 5	Baylor	W	48-16	68,000	
#8	Oct. 11	at Miami (Fla.)	L	0-30	40,000	
#20	Oct. 19	Kentucky	W	13-3	66,000	
#18	Oct. 26	TCU* (HC)	W	10-7	66,000	
#14	Nov. 2	Ole Miss	L	24-27	69,000	
#20	Nov. 9	at Alabama (9)	L	7-16	67,000	
	Nov. 16	Mississippi State	W	20-16	58,000	
	Nov. 23	at Tulane*	W	34-10	55,000	
Peach Bowl - Atlanta, Ga.						
	Dec. 30	#19 Florida State	W	31-27	35,545	TVS

* Designated as a conference game by the SEC

INTRO
THIS IS LSU
TIGERS
COACHES
REVIEW
HISTORY
LSU



1969

Record: 9-1-0 **SEC: 4-1-0**

Coach Charles McClendon

Captains: George Bevan (LB), Robert (Red) Ryder (OT)

	Sept. 20	Texas A&M	W	35-6	67,478
	Sept. 27	at Rice	W	42-0	55,219
#16	Oct. 4	Baylor	W	63-8	64,151
#14	Oct. 10	at Miami (Fla.)	W	20-0	41,972
#9	Oct. 18	at Kentucky	W	37-10	37,500
#9	Oct. 25	#14 Auburn (HC)	W	21-20	63,516 ABC
#8	Nov. 1	at Ole Miss (20)	L	23-26	46,332 ABC
#12	Nov. 8	Alabama	W	20-15	67,590
#12	Nov. 15	Mississippi State	W	61-6	59,746
#10	Nov. 22	Tulane	W	27-0	65,980



1970

SEC CHAMPIONS

Record: 9-3-0 **SEC: 5-0-0**

Coach Charles McClendon

Captains: Buddy Lee (QB), John Sage (T)

#12	Sept. 19	Texas A&M	L	18-20	67,590
	Sept. 26	Rice	W	24-0	65,000
	Oct. 3	Baylor	W	31-10	60,000
#19	Oct. 10	Pacific	W	34-0	48,000
#15	Oct. 17	Kentucky (HC)	W	14-7	67,508
#14	Oct. 24	at #6 Auburn	W	17-9	62,301
#11	Nov. 7	at #19 Alabama (9)	W	14-9	60,371 ABC
#9	Nov. 14	Mississippi State	W	38-7	64,000
#6	Nov. 21	at #4 Notre Dame	L	0-3	59,075
#6	Nov. 28	at Tulane	W	26-14	81,233
#8	Dec. 5	#16 Ole Miss	W	61-17	67,590 ABC

Orange Bowl - Miami, Fla.

#5	Jan. 1	#3 Nebraska	L	12-17	80,699 NBC
----	--------	-------------	---	-------	------------



1971

Record: 9-3 **SEC: 3-2-0**

Coach Charles McClendon

Captains: Louis Cascio (LB), Mike Demarie (OG)

#9	Sept. 11	Colorado	L	21-31	70,009
	Sept. 18	Texas A&M	W	37-0	68,576
#18	Sept. 25	at Wisconsin	W	38-28	78,535
#16	Oct. 2	Rice	W	38-3	65,976
#16	Oct. 9	Florida (HC)	W	48-7	67,055
#12	Oct. 16	at Kentucky	W	17-13	35,000
#11	Oct. 30	at Ole Miss (20)	L	22-24	47,122
#18	Nov. 6	#4 Alabama	L	7-14	64,892 ABC
#20	Nov. 13	at Mississippi State (20)	W	28-3	35,000
#14	Nov. 20	#7 Notre Dame	W	28-8	66,996 ABC
#10	Nov. 27	Tulane	W	36-7	59,897

Sun Bowl - El Paso, Texas

#11	Dec. 18	Iowa State	W	33-15	33,530 CBS
-----	---------	------------	---	-------	------------



1972

Record: 9-2-1 **SEC: 4-1-1**

Coach Charles McClendon

Captains: Paul Lyons (QB), Pepper Rutland (LB)

#9	Sept. 16	Pacific	W	31-13	66,574
#8	Sept. 23	Texas A&M	W	42-17	68,538
#9	Sept. 30	Wisconsin	W	27-7	69,142
#8	Oct. 7	at Rice	W	12-6	60,000
#8	Oct. 14	#9 Auburn	W	35-7	70,132
#7	Oct. 21	Kentucky	W	10-0	64,601
#6	Nov. 4	Ole Miss	W	17-16	70,502
#6	Nov. 11	at #2 Alabama (9)	L	21-35	72,039 ABC
#8	Nov. 18	Mississippi State (HC)	W	28-14	60,589
#8	Nov. 25	at Florida	T	3-3	46,391
#11	Dec. 2	at Tulane	W	9-3	85,372

Astro-Bluebonnet Bowl - Houston, Texas

#10	Dec. 30	#11 Tennessee	L	17-24	52,961 Hughes
-----	---------	---------------	---	-------	---------------



1973

Record: 9-3-0 **SEC: 5-1-0**

Coach Charles McClendon

Captains: Tyler Lafauci (OG-DT), Binks Miciotto (DE)

#15	Sept. 15	#10 Colorado	W	17-6	71,239
	Sept. 22	Texas A&M	W	28-23	68,394
#10	Sept. 29	Rice	W	24-9	66,226
#10	Oct. 6	Florida	W	24-3	66,974
#10	Oct. 13	at Auburn	W	20-6	64,331
#9	Oct. 20	Kentucky	W	28-21	66,991
#9	Oct. 27	at South Carolina	W	33-29	51,039
#7	Nov. 3	at Ole Miss (20)	W	51-14	47,222 ABC
#7	Nov. 17	Mississippi State (HC)	W	26-7	66,536
#7	Nov. 22	#2 Alabama	L	7-21	67,748 ABC
#8	Dec. 1	at Tulane	L	0-14	86,598

Orange Bowl - Miami, Fla.

#13	Jan. 1	#6 Penn State	L	9-16	60,477 NBC
-----	--------	---------------	---	------	------------



1974

Record: 5-5-1 **SEC: 2-4-0**

Coach Charles McClendon

Captains: Brad Boyd (TE), Steve Lelekacs (LB)

#9	Sept. 14	Colorado	W	42-14	70,274
#7	Sept. 21	Texas A&M	L	14-21	69,088
#17	Sept. 28	at Rice	T	10-10	55,000
	Oct. 5	at #13 Florida	L	14-24	56,570
	Oct. 12	Tennessee (HC)	W	20-10	67,907
	Oct. 19	at Kentucky	L	13-20	57,000
	Nov. 2	Ole Miss	W	24-0	66,728
	Nov. 9	at Alabama (9)	L	0-30	70,364 ABC
	Nov. 16	at Mississippi State (20)	L	6-7	37,000
	Nov. 23	Tulane	W	24-22	66,017
	Nov. 30	Utah	W	35-10	55,573



1975

Record: 5-6-0 **SEC: 2-4-0**

Coach Charles McClendon

Captains: Greg Bienvenu (C), Steve Cassidy (OT)

	Sept. 13	at #6 Nebraska	L	7-10	70,259
	Sept. 20	#11 Texas A&M	L	8-39	69,445
	Sept. 27	Rice (13)	W	16-13	41,826
	Oct. 4	#20 Florida (HC)	L	6-34	67,494
	Oct. 11	at #19 Tennessee	L	10-24	75,276
	Oct. 18	Kentucky	W	17-14	61,083
	Oct. 25	#20 South Carolina	W	24-6	61,445
	Nov. 1	at Ole Miss (20)	L	13-17	40,438 ABC
	Nov. 8	#5 Alabama	L	10-23	65,047
	Nov. 15	Mississippi State *	W	6-16	61,483
	Nov. 22	at Tulane	W	42-6	70,850

*-Forfeited to LSU by NCAA



1976

Record: 7-3-1 **SEC: 3-3-0**

Coach Charles McClendon

Captains: Roy Stuart (OG), Butch Knight (DE)

	Sept. 11	#1 Nebraska	T	6-6	70,746
#16	Sept. 18	Oregon State	W	28-11	68,057
#15	Sept. 25	Rice	W	31-0	67,260
#11	Oct. 2	at #19 Florida	L	23-28	57,119
#20	Oct. 9	Vanderbilt (HC)	W	33-20	66,835
#16	Oct. 16	at Kentucky	L	7-21	57,695
	Oct. 30	Ole Miss	W	45-0	67,350
	Nov. 6	at #15 Alabama (9)	L	17-28	71,018
	Nov. 13	at Mississippi State (20)*	W	13-21	40,000
	Nov. 20	Tulane	W	17-7	64,318
	Nov. 27	Utah	W	35-7	48,355

*Forfeited to LSU by NCAA



1977

Record: 8-4-0 **SEC: 4-2-0**

Coach Charles McClendon

Captains: Kelly Simmons (FB), Steve Ripple (LB)

	Sept. 17	at Indiana	L	21-24	30,067
	Sept. 24	Rice	W	77-0	67,844
	Oct. 1	#9 Florida	W	36-14	68,029
#18	Oct. 8	at Vanderbilt	W	28-15	24,000
#16	Oct. 15	#12 Kentucky (HC)	L	13-33	71,495
	Oct. 22	Oregon	W	56-17	59,017
	Oct. 29	at Ole Miss (20)	W	28-21	47,200 ABC
#18	Nov. 5	#2 Alabama	L	3-24	65,377 ABC
	Nov. 12	Mississippi State	W	27-24	61,333
	Nov. 19	at Tulane	W	20-17	72,025
	Nov. 26	Wyoming	W	66-7	52,388

Sun Bowl - El Paso, Texas

	Dec. 31	Stanford	L	14-24	31,318 CBS
--	---------	----------	---	-------	------------



1978

Record: 8-4-0 **SEC: 3-3-0**

Coach Charles McClendon

Captains: Charles Alexander (TB), Thad Minaldi (LB)

#13	Sept. 16	Indiana	W	24-17	78,534
#10	Sept. 23	Wake Forest	W	13-11	77,197
#11	Sept. 30	at Rice	W	37-7	50,000
#11	Oct. 7	at Florida	W	34-21	55,457
#11	Oct. 14	Georgia (HC)	L	17-24	77,158
#16	Oct. 21	at Kentucky	W	21-0	57,918
#12	Nov. 4	Ole Miss	W	30-8	73,120 ABC
#10	Nov. 11	at #3 Alabama (9)	L	10-31	76,831 ABC
#17	Nov. 18	at Mississippi State (20)	L	14-16	44,200
	Nov. 25	Tulane	W	40-21	75,876
	Dec. 2	Wyoming	W	24-17	64,458

Liberty Bowl - Memphis, Tenn.

	Dec. 23	#18 Missouri	L	15-20	53,064 ABC
--	---------	--------------	---	-------	------------

- INTRO
- THIS IS LSU
- TIGERS
- COACHES
- REVIEW
- HISTORY**
- LSU



1979

Record: 7-5-0 **SEC: 4-2-0**

Coach Charles McClendon
Captains: John Ed Bradley (C), Willie Teal (CB), Rusty Brown (S)

Sept. 15	at Colorado	W	44-0	46,642	
Sept. 22	Rice	W	47-3	74,934	
Sept. 29	#1 Southern Cal	L	12-17	78,322	
#17 Oct. 6	Florida	W	20-3	73,073	
#13 Oct. 13	at Georgia	L	14-21	61,000	
Oct. 20	Kentucky	W	23-19	71,296	
Oct. 27	#8 Florida State (HC)	L	19-24	67,197	ABC
Nov. 3	at Ole Miss (20)	W	28-24	45,548	
Nov. 10	#1 Alabama	L	0-3	73,708	
Nov. 17	Mississippi State	W	21-3	69,454	
Nov. 24	at #18 Tulane	L	13-24	73,496	ABC

Tangerine Bowl - Orlando, Fla.

Dec. 22	Wake Forest	W	34-10	38,666	Mizlou
---------	-------------	---	-------	--------	--------



1980

Record: 7-4-0 **SEC: 4-2-0**

Coach Jerry Stovall
Captains: Hokie Gajan (FB), Lyman White (OLB)

Sept. 6	#13 Florida State	L	0-16	77,535	
Sept. 13	Kansas State	W	21-0	75,405	
Sept. 20	Colorado	W	23-20	74,999	
Sept. 27	at Rice	L	7-17	41,000	
Oct. 4	at #19 Florida	W	24-7	59,299	
Oct. 11	Auburn (HC)	W	21-17	76,094	
Oct. 18	at Kentucky	W	17-10	57,800	
Nov. 1	Ole Miss	W	38-16	71,422	ABC
Nov. 8	at #6 Alabama	L	7-28	60,210	
Nov. 15	at #19 Mississippi State (20)	L	31-55	48,863	
Nov. 22	Tulane	W	24-7	69,248	



1981

Record: 3-7-1 **SEC: 1-4-1**

Coach Jerry Stovall
Captains: James Britt (CB), Tom Tully (OG)

Sept. 5	#4 Alabama	L	7-24	78,066	ABC
Sept. 12	at #4 Notre Dame	L	9-27	59,075	USA
Sept. 19	Oregon State	W	27-24	74,962	
Sept. 26	Rice	W	28-14	71,869	
Oct. 3	Florida	L	10-24	73,665	
Oct. 10	at Auburn	L	7-19	61,000	
Oct. 17	Kentucky	W	24-10	69,169	
Oct. 24	#20 Florida State (HC)	L	14-38	74,816	
Oct. 31	at Ole Miss (20)	T	27-27	46,324	
Nov. 14	Mississippi State	L	9-17	71,303	
Nov. 28	at Tulane	L	7-48	71,546	



1982

Record: 8-3-1 **SEC: 4-1-1**

Coach Jerry Stovall
Captains: Alan Risher (QB), James Britt (CB)

Sept. 18	Oregon State	W	45-7	78,425	
Sept. 25	Rice	W	52-13	75,040	
Oct. 2	at #4 Florida	W	24-13	73,152	
#18 Oct. 9	Tennessee	T	24-24	77,448	
#16 Oct. 16	at Kentucky	W	34-10	55,107	
#14 Oct. 23	South Carolina (HC)	W	14-6	78,944	
#13 Oct. 30	Ole Miss	W	45-8	74,404	
#11 Nov. 6	at #8 Alabama (9)	W	20-10	77,230	
#6 Nov. 13	at Mississippi State	L	24-27	31,556	ABC
#12 Nov. 20	#7 Florida State	W	55-21	76,637	
#7 Nov. 27	Tulane	L	28-31	76,114	

Orange Bowl - Miami, Fla.

#13 Dec. 1	#3 Nebraska	L	20-21	54,407	NBC
------------	-------------	---	-------	--------	-----



1983

Record: 4-7-0 **SEC: 0-6-0**

Coach Jerry Stovall
Captains: John Fritchie (ILB), Mike Gambrell (C)

#13 Sept. 10	#12 Florida State	L	35-40	79,665	ABC
Sept. 17	at Rice	W	24-10	34,000	
Sept. 24	#9 Washington	W	40-14	82,390	
#16 Oct. 1	#12 Florida	L	17-31	78,616	
Oct. 8	at Tennessee	L	6-20	94,497	TBS
Oct. 15	Kentucky (HC)	L	13-21	77,765	
Oct. 22	South Carolina	W	20-6	71,951	
Oct. 29	at Ole Miss (20)	L	24-27	49,383	
Nov. 5	#19 Alabama	L	26-32	70,606	ABC
Nov. 12	Mississippi State	L	26-45	74,439	
Nov. 19	at Tulane	W	20-7	51,765	TBS



1984

Record: 8-3-1 **SEC: 4-1-1**

Coach Bill Arnsparger
Captains: Gregg Dubroc (OLB), Liffort Hobley (FS), Kevin Langford (OG), Jeff Wickersham (QB)

Sept. 8	at Florida	T	21-21	70,197	TBS
Sept. 15	Wichita State	W	47-7	78,026	
Sept. 22	Arizona	W	27-26	78,052	
Sept. 29	at #15 Southern Cal	W	23-3	60,128	
#12 Oct. 13	Vanderbilt (HC)	W	34-27	78,003	ESPN
#10 Oct. 20	at #16 Kentucky	W	36-10	57,252	ABC
#7 Oct. 27	Notre Dame	L	22-30	78,033	ABC
#15 Nov. 3	Ole Miss	W	32-29	77,649	
#12 Nov. 10	at Alabama (9)	W	16-14	74,301	
#9 Nov. 17	at Mississippi State	L	14-16	30,556	
#16 Nov. 24	Tulane	W	33-15	77,983	

Sugar Bowl - New Orleans, La.

#11 Jan. 1	#5 Nebraska	L	10-28	75,608	ABC
------------	-------------	---	-------	--------	-----



1985

Record: 9-2-1 **SEC: 4-1-1**

Coach Bill Arnsparger
Captains: Shawn Burks (ILB), Dalton Hilliard (RB), Jeff Wickersham (QB), Karl Wilson (DE)

#12 Sept. 14	at North Carolina	W	23-13	50,866	
#9 Sept. 21	Colorado State	W	17-3	78,491	
#8 Oct. 5	#11 Florida	L	0-20	78,598	
#20 Oct. 12	at Vanderbilt	W	49-7	40,962	
#17 Oct. 19	Kentucky (HC)	W	10-0	78,562	ESPN
#16 Nov. 2	at Ole Miss (20)	W	14-0	45,000	TBS
#15 Nov. 9	#20 Alabama	T	14-14	76,772	ABC
#19 Nov. 16	Mississippi State	W	17-15	76,099	
#17 Nov. 23	at Notre Dame	W	10-7	59,075	USA
#13 Nov. 30	at Tulane	W	31-19	64,194	
#12 Dec. 7	East Carolina	W	35-15	65,660	

Liberty Bowl - Memphis, Tenn.

#12 Dec. 27	Baylor	L	7-21	40,186	Katz
-------------	--------	---	------	--------	------



1986

SEC CHAMPIONS
Record: 9-3-0 **SEC: 5-1-0**

Coach Bill Arnsparger
Captains: Eric Andolsek (OG), Michael Brooks (OLB), John Hazard (OT), Karl Wilson (DE)

#14 Sept. 13	#7 Texas A&M	W	35-17	79,113	ESPN
#8 Sept. 20	Miami (Ohio)	L	12-21	75,777	
#18 Oct. 4	at Florida	W	28-17	74,221	
#16 Oct. 11	Georgia	W	23-14	78,252	
#12 Oct. 18	at Kentucky	W	25-16	57,201	
#12 Oct. 25	North Carolina (HC)	W	30-3	78,301	
#12 Nov. 1	Ole Miss	L	19-21	77,758	ABC
#18 Nov. 8	at #6 Alabama (9)	W	14-10	75,808	ESPN
#12 Nov. 15	at Mississippi State (20)	W	47-0	48,000	ESPN
#8 Nov. 22	Notre Dame	W	21-19	78,197	
#5 Nov. 29	Tulane	W	37-17	78,131	

Sugar Bowl - New Orleans, La.

#5 Jan. 1	#6 Nebraska	L	15-30	76,234	ABC
-----------	-------------	---	-------	--------	-----



1987

Record: 10-1-1 **SEC: 5-1-0**

Coach Mike Archer
Captains: Eric Andolsek (OG), Tommy Clapp (DE), Wendell Davis (SE), Nicky Hazard (ILB)

#6 Sept. 5	at #15 Texas A&M	W	17-3	71,292	ESPN
#6 Sept. 12	Cal State Fullerton	W	56-12	73,452	
#4 Sept. 19	Rice State	W	49-16	73,558	
#4 Sept. 26	#7 Ohio State	T	13-13	79,263	CBS
#7 Oct. 3	#19 Florida	W	13-10	79,313	ESPN
#7 Oct. 10	at #16 Georgia	W	26-23	82,122	ESPN
#6 Oct. 17	Kentucky	W	34-9	77,084	TBS
#5 Oct. 31	at Ole Miss (20)	W	42-13	56,500	
#5 Nov. 7	#13 Alabama	L	10-22	79,379	ESPN
#10 Nov. 14	Mississippi State (HC)	W	34-14	79,258	
#9 Nov. 21	at Tulane	W	41-36	70,158	

Gator Bowl - Jacksonville, Fla.

#7 Dec. 31	#8 South Carolina	W	30-13	82,119	CBS
------------	-------------------	---	-------	--------	-----



1988

SEC CHAMPIONS
Record: 8-4-0 **SEC: 6-1**

Coach Mike Archer
Captains: Tommy Hodson (QB), Todd Coutee (C), Ralph Norwood (OT), Eric Hill (OLB), Greg Jackson (WS)

#18 Sept. 3	#10 Texas A&M	W	27-0	79,018	
#9 Sept. 17	at Tennessee	W	34-9	92,849	TBS
#9 Sept. 24	at #18 Ohio State	L	33-36	90,584	ABC
#14 Oct. 1	at #17 Florida	L	6-19	74,264	CBS
Oct. 8	#4 Auburn	W	7-6	79,431	ESPN
#19 Oct. 15	Kentucky	W	15-12	71,418	
#13 Oct. 29	Ole Miss (HC)	W	31-20	79,114	TBS
#13 Nov. 5	at #18 Alabama	W	19-18	70,123	CBS
#12 Nov. 12	at Mississippi State	W	20-3	30,010	TBS
#11 Nov. 19	#3 Miami (Fla.)	L	3-44	79,528	ESPN

#16	Nov. 26	Tulane	W	44-14	75,497
Hall of Fame Bowl - Tampa, Fla.					
#16	Jan. 2	#17 Syracuse	L	10-23	51,112 NBC



1989
Record: 4-7-0 **SEC: 2-5**
Coach Mike Archer
Captains: Tommy Hodson (QB), Karl Dunbar (DT)

#7	Sept. 2	at Texas A&M	L	16-28	61,733	ESPN
#21	Sept. 16	Florida State	L	21-31	75,524	ESPN
	Sept. 30	Ohio	W	57-6	63,860	
	Oct. 7	Florida	L	13-16	74,527	
	Oct. 14	at #12 Auburn	L	6-10	85,214	CBS
	Oct. 21	at Kentucky	L	21-27	53,967	
	Oct. 28	#11 Tennessee (HC)	L	39-45	71,634	TBS
	Nov. 4	at Ole Miss	W	35-30	42,354	
	Nov. 11	#4 Alabama	L	16-32	77,197	ESPN
	Nov. 18	Mississippi State	W	44-20	62,592	
	Nov. 25	at Tulane	W	27-7	41,573	




1990
Record: 5-6-0 **SEC: 2-5**
Coach Mike Archer
Captains: Sol Graves (QB), Marc Boutte (DT)

	Sept. 8	Georgia	W	18-13	76,751	
	Sept. 15	Miami (Ohio)	W	35-7	63,237	
	Sept. 22	at Vanderbilt	L	21-24	33,149	TBS
	Sept. 29	#11 Texas A&M	W	17-8	77,703	
	Oct. 6	at #10 Florida	L	8-34	75,063	ESPN
	Oct. 20	Kentucky	W	30-20	64,720	
	Oct. 27	at #12 Florida State	L	3-42	60,111	TBS
	Nov. 3	#17 Ole Miss (HC)	L	10-19	79,634	
	Nov. 10	at Alabama	L	3-24	70,123	
	Nov. 17	at Mississippi State (20)	L	22-34	22,509	
	Nov. 24	Tulane	W	16-13	67,435	



1991
Record: 5-6 **SEC: 3-4**
Coach Curley Hallman
Captains: Todd Kinchen (SE), Marc Boutte (DT), Darrell Williams (FB)

	Sept. 7	at Georgia	L	10-31	85,434	ABC
	Sept. 14	at #20 Texas A&M	L	7-45	66,281	
	Sept. 21	Vanderbilt	W	16-14	64,341	
	Oct. 5	#13 Florida	L	0-16	72,019	
	Oct. 12	Arkansas State	W	70-14	62,024	
	Oct. 19	at Kentucky	W	29-26	53,650	TBS
	Oct. 26	#1 Florida State	L	16-27	71,019	ESPN
	Nov. 2	at Ole Miss (20)	W	25-22	41,000	
	Nov. 9	#8 Alabama	L	17-20	78,838	ABC
	Nov. 16	Mississippi State (HC)	L	19-28	67,724	
	Nov. 23	at Tulane	W	39-20	38,384	




1992
Record: 2-9 **SEC: 1-7**
Coach Curley Hallman
Captains: Darron Landry (OG), Anthony Williams (LB), Carlton Buckels (CB)

	Sept. 5	#7 Texas A&M	L	22-31	69,313	ABC
	Sept. 12	#22 Mississippi State	W	24-3	68,888	
	Sept. 19	at Auburn	L	28-30	76,637	JP-TV
	Sept. 26	Colorado State	L	14-17	69,654	
	Oct. 3	#7 Tennessee	L	0-20	68,318	ESPN
	Oct. 10	at #23 Florida	L	21-28	83,401	
	Oct. 17	Kentucky	L	25-27	57,641	
	Oct. 31	at Ole Miss (20)	L	0-32	47,000	
	Nov. 7	#3 Alabama	L	11-31	76,813	ABC
	Nov. 21	Tulane (HC)	W	24-12	59,919	
	Nov. 27	at Arkansas	L	6-30	32,721	ESPN



1993
Record: 5-6 **SEC: 3-5**
Coach Curley Hallman
Captains: Chad Loup (QB), Anthony Marshall (FS), Scott Holstein (P), Gabe Northern (DE)

	Sept. 4	at #5 Texas A&M	L	0-24	61,307	ABC
	Sept. 11	at Mississippi State	W	18-16	33,324	ABC
	Sept. 18	Auburn	L	10-34	71,936	
	Sept. 25	at #13 Tennessee	L	20-42	95,931	JP-TV
	Oct. 2	Utah State	W	38-17	57,316	
	Oct. 9	#5 Florida	L	3-58	60,060	ESPN
	Oct. 16	at Kentucky	L	17-35	54,750	
	Oct. 30	Ole Miss (HC)	W	19-17	61,470	
	Nov. 6	at #5 Alabama	W	17-13	70,123	JP-TV
	Nov. 20	Tulane	W	24-10	58,190	
	Nov. 27	Arkansas	L	24-42	54,239	ESPN



1994
Record: 4-7 **SEC: 3-5**
Coach Curley Hallman
Captains: Brett Bech (SE), Ivory Hilliard (FS), Jonny Fayard (TE), Troy Twillie (FS)

	Sept. 3	#15 Texas A&M	L	13-18	75,504	
	Sept. 10	Mississippi State	W	44-24	63,029	
	Sept. 17	at #11 Auburn	L	26-30	84,754	JP-TV
	Oct. 1	South Carolina (HC)	L	17-18	63,281	
	Oct. 8	at #1 Florida	L	18-42	85,385	JP-TV
	Oct. 15	Kentucky	W	17-13	61,764	
	Oct. 29	at Ole Miss	L	21-34	40,157	
	Nov. 5	#6 Alabama	L	17-35	75,453	ESPN
	Nov. 12	Southern Miss	L	18-20	51,710	
	Nov. 19	at Tulane	W	49-25	32,067	
	Nov. 26	at Arkansas (6)	W	30-12	45,633	



1995
Record: 7-4-1 **SEC: 4-3-1**
Coach Gerry DiNardo
Captain: Sheddric Wilson (WR)

	Sept. 2	at #3 Texas A&M	L	17-33	70,057	ABC
	Sept. 9	at Mississippi State	W	34-16	36,110	JP-TV
	Sept. 16	#5 Auburn	W	12-6	80,559	
#18	Sept. 23	Rice (HC)	W	52-7	73,342	
#14	Sept. 30	at South Carolina	T	20-20	67,902	JP-TV
#21	Oct. 7	#3 Florida	L	10-28	80,583	JP-TV
	Oct. 14	at Kentucky	L	16-24	51,500	
	Oct. 21	North Texas	W	49-7	66,870	
	Nov. 4	at #16 Alabama	L	3-10	70,123	ABC
	Nov. 11	Ole Miss	W	38-9	78,246	
	Nov. 18	#14 Arkansas	W	28-0	66,548	ABC

Independence Bowl - Shreveport, La.

	Dec. 29	Michigan State	W	45-26	48,835	ESPN
--	---------	----------------	---	-------	--------	------




1996
Record: 10-2 **SEC: 6-2**
Coach Gerry DiNardo
Captains: Ben Bordelon (OT), Allen Stansberry (LB)

#17	Sept. 7	Houston	W	35-34	80,303	
#21	Sept. 21	at #14 Auburn	W	19-15	85,214	ESPN
#17	Sept. 28	New Mexico State (HC)	W	63-7	77,676	
#14	Oct. 5	Vanderbilt	W	35-0	80,142	
#12	Oct. 12	at #1 Florida	L	13-56	85,567	CBS
#17	Oct. 19	Kentucky	W	41-14	79,660	
#13	Oct. 26	Mississippi State	W	28-20	79,594	JP-TV
#11	Nov. 9	#10 Alabama	L	0-26	80,290	ESPN
#17	Nov. 16	at Ole Miss	W	39-7	44,436	
#18	Nov. 23	Tulane	W	35-17	78,966	
#19	Nov. 29	at Arkansas (6)	W	17-7	22,329	CBS

Peach Bowl - Atlanta, Ga.

#17	Dec. 28	Clemson	W	10-7	63,622	ESPN
-----	---------	---------	---	------	--------	------




1997
Record: 9-3 **SEC: 6-2**
Coach Gerry DiNardo
Captains: Adam Perry (OG), Chuck Wiley (DT)

#10	Sept. 6	Texas-El Paso	W	55-3	80,015	
#10	Sept. 13	at Mississippi State	W	24-9	40,030	ESPN
#10	Sept. 20	#12 Auburn	L	28-31	80,538	ESPN
#13	Sept. 27	Akron (HC)	W	56-0	79,772	
#13	Oct. 4	at Vanderbilt	W	7-6	37,045	
#14	Oct. 11	#1 Florida	W	28-21	80,677	ESPN
#8	Oct. 18	Ole Miss	L	21-36	80,442	JP-TV
#16	Nov. 1	at Kentucky	W	63-28	58,450	ESPN2
#14	Nov. 8	at Alabama	W	27-0	70,123	CBS
#11	Nov. 15	Notre Dame	L	6-24	80,566	CBS
#17	Nov. 28	Arkansas	W	31-21	79,619	CBS

Independence Bowl - Shreveport, La.

#15	Dec. 28	Notre Dame	W	27-9	50,459	ESPN
-----	---------	------------	---	------	--------	------



1998
Record: 4-7 **SEC: 2-6**
Coach Gerry DiNardo
Captains: Todd McClure (C), Anthony McFarland (NG), Joe Wesley (ILB)

#7	Sept. 12	Arkansas State	W	42-6	80,051	
#7	Sept. 19	at Auburn	W	31-19	85,214	ESPN
#6	Sept. 26	Idaho (HC)	W	53-20	80,466	
#6	Oct. 3	#12 Georgia	L	27-28	80,792	ESPN
#11	Oct. 10	at #6 Florida	L	10-22	85,407	ESPN
#21	Oct. 17	Kentucky	L	36-39	80,524	ESPN2
	Oct. 24	#24 Mississippi State	W	41-6	80,040	ESPN2
	Oct. 31	at Ole Miss	L	31-37 ^(OT)	50,577	
	Nov. 7	Alabama	L	16-22	80,522	CBS
	Nov. 21	at #10 Notre Dame	L	36-39	80,012	NBC
	Nov. 27	at #13 Arkansas (6)	L	14-41	55,831	CBS

INTRO
THIS IS LSU
TIGERS
COACHES
REVIEW
HISTORY
LSU

Year-by-Year Results

INTRO

THIS IS LSU

TIGERS

COACHES

REVIEW

HISTORY

LSU



1999

Record: 3-8 **SEC: 1-7**
Coach Gerry DiNardo / Hal Hunter (interim, Arkansas game)
Captains: Rondell Mealey (TB), Johnny Mitchell (DT), Charles Smith (ILB)

Sept. 4	San Jose State	W	29-21	76,753	
Sept. 11	North Texas (HC)	W	52-0	76,845	
Sept. 18	Auburn	L	7-41	80,562	ESPN
Oct. 2	at #10 Georgia	L	22-23	86,117	JP-TV
Oct. 9	#8 Florida	L	10-31	80,255	CBS
Oct. 16	at Kentucky	L	5-31	67,370	JP-TV
Oct. 23	at #12 Mississippi State	L	16-17	41,274	ESPN2
Oct. 30	#25 Ole Miss	L	23-42	80,084	
Nov. 6	at #12 Alabama	L	17-23	83,818	JP-TV
Nov. 13	Houston	L	7-20	76,671	
Nov. 26	#17 Arkansas	W	35-10	77,610	CBS



2000

Record: 8-4 **SEC: 5-3**
Coach Nick Saban
Captains: Rohan Davey (QB), Trev Faulk (LB), Louis Williams (OT)

Sept. 2	Western Carolina	W	58-0	87,188	
Sept. 9	Houston	W	28-13	82,469	
Sept. 16	at #24 Auburn	L	17-34	85,612	ESPN
Sept. 23	UAB (HC)	L	10-13	85,339	
Sept. 30	#11 Tennessee	W	38-31 ^(OT)	91,682	ESPN
Oct. 7	at #12 Florida	L	9-41	85,365	JP-TV
Oct. 14	Kentucky	W	34-0	85,664	
Oct. 21	#13 Mississippi State	W	45-38 ^(OT)	90,584	ESPN2
Nov. 4	Alabama	W	30-28	91,778	CBS
Nov. 11	at Ole Miss	W	20-9	52,476	ESPN2
Nov. 24	at Arkansas (6)	L	3-14	43,982	CBS

Peach Bowl - Atlanta, Ga.
 Dec. 29 #15 Georgia Tech W 28-14 73,614 ESPN



2001

SEC CHAMPIONS
Record: 10-3 **SEC: 5-3**
Coach Nick Saban
Captains: Rohan Davey (QB), Trev Faulk (LB), Robert Royal (TE)

#14 Sept. 1	Tulane	W	48-17	91,782	
#13 Sept. 8	Utah State	W	31-14	87,756	
#14 Sept. 29	at #7 Tennessee	L	18-26	108,472	ESPN
#18 Oct. 6	#2 Florida	L	15-44	92,010	CBS
Oct. 13	at Kentucky	W	29-25	52,471	
Oct. 20	at Mississippi State	W	42-0	45,514	ESPN2
Oct. 27	Ole Miss	L	24-35	91,941	ESPN2
Nov. 3	at Alabama	W	35-21	83,818	CBS
Nov. 10	Middle Tennessee (HC)	W	30-14	88,249	
Nov. 23	#24 Arkansas	W	41-38	89,560	CBS
#22 Dec. 1	#25 Auburn	W	27-14	92,141	ESPN

SEC Championship Game - Atlanta, Ga.
 #21 Dec. 8 #2 Tennessee W 30-21 74,843 CBS

Sugar Bowl - New Orleans, La.
 #12 Jan. 1 #7 Illinois W 47-34 77,688 ABC



2002

Record: 8-5 **SEC: 5-3**
Coach Nick Saban
Captains: Bradie James (LB), LaBrandon Toefield (RB)

#14 Sept. 1	at #16 Virginia Tech	L	8-26	65,049	ABC
#24 Sept. 7	The Citadel	W	35-10	85,022	
#25 Sept. 14	Miami (Ohio)	W	33-7	90,010	
#22 Sept. 28	Mississippi State	W	31-13	90,793	
#21 Oct. 5	UL-Lafayette (HC)	W	48-0	91,357	
#18 Oct. 12	#16 Florida	W	36-7	85,252	ESPN
#14 Oct. 19	South Carolina	W	38-14	91,340	ESPN2
#10 Oct. 26	at Auburn	L	7-31	85,366	JP-TV
#16 Nov. 9	at Kentucky	W	33-30	66,262	JP-TV
#14 Nov. 16	#10 Alabama	L	0-31	92,012	ESPN
#21 Nov. 23	Ole Miss	W	14-13	91,613	ESPN2
#17 Nov. 29	at Arkansas (6)	L	20-21	55,553	CBS

Cotton Bowl - Dallas, Texas
 Jan. 1 #9 Texas L 20-35 70,817 Fox



2003

National Champions
SEC Champions
Record: 13-1 **SEC: 7-1**
Coach Nick Saban
Captains: Chad Lavalais (DT), Matt Mauck (QB), Rodney Reed (OT), Michael Clayton (WR)

#14 Aug. 30	Louisiana-Monroe	W	49-7	89,148	
#13 Sept. 6	at Arizona	W	59-13	46,110	TBS
#12 Sept. 13	Western Illinois	W	35-7	87,164	
#11 Sept. 20	#7 Georgia	W	17-10	92,251	CBS
#7 Sept. 27	at Mississippi State	W	41-6	45,835	ESPN2
#6 Oct. 11	Florida	L	7-19	92,077	CBS
#10 Oct. 18	at South Carolina	W	33-7	82,525	ESPN2
#9 Oct. 25	#17 Auburn	W	31-7	92,085	ESPN
#7 Nov. 1	Louisiana Tech	W	49-10	91,879	
#4 Nov. 15	at Alabama	W	27-3	83,818	ESPN
#3 Nov. 22	#15 at Ole Miss	W	17-14	62,552	CBS
#3 Nov. 28	Arkansas	W	55-24	92,213	CBS

SEC Championship Game - Atlanta, Ga.
 #3 Dec. 6 #5 Georgia W 34-13 74,913 CBS

BCS National Championship Game - Nokia Sugar Bowl - New Orleans, La.
 #2 Jan. 4 #3 Oklahoma W 21-14 79,342 ABC



2004

Record: 9-3 **SEC: 6-2**
Coach Nick Saban
Captains: Marcus Spears (DE), Marcus Randall (QB), Corey Webster (CB), Andrew Whitworth (OT)

#4 Sept. 4	Oregon State	W	22-21 ^(OT)	91,828	ESPN
#6 Sept. 11	Arkansas State	W	53-3	91,611	
#5 Sept. 18	at #14 Auburn	L	10-9	87,451	CBS
#13 Sept. 25	Mississippi State	W	51-0	91,431	JP-TV
#13 Oct. 2	at #3 Georgia	L	45-16	92,746	CBS
#24 Oct. 9	at #12 Florida	W	24-21	90,377	ESPN
#18 Oct. 23	Troy State	W	24-20	89,493	
#19 Oct. 30	Vanderbilt	W	24-7	90,825	
#17 Nov. 13	Alabama	W	26-10	91,861	ESPN
#14 Nov. 20	Ole Miss	W	27-24	91,413	
#14 Nov. 26	Arkansas	W	43-14	55,829	CBS

Capital One Bowl - Orlando, Fla.
 #12 Jan. 1 #11 Iowa L 30-25 70,229 ABC

Far left rankings indicate LSU's Associated Press ranking. AP Rankings from 1936-present.

Number in parentheses after opponent indicates neutral or off-campus site.

- | | |
|-----------------------|-------------------------|
| (1) Jackson, La. | (12) Houston, Texas |
| (2) Vicksburg, Miss. | (13) Shreveport, La. |
| (3) New Orleans, La. | (14) Dallas, Texas |
| (4) Meridian, Miss. | (15) Galveston, Texas |
| (5) Mobile, Ala. | (16) San Antonio, Texas |
| (6) Little Rock, Ark. | (17) New York, N.Y. |
| (7) Alexandria, La. | (18) Montgomery, Ala. |
| (8) Memphis, Tenn. | (19) Indianapolis, Ind. |
| (9) Birmingham, Ala. | (20) Jackson, Miss. |
| (10) Columbus, Miss. | (21) Monroe, La. |
| (11) Gulfport, Miss. | (22) Columbus, Ga. |

LSU And The No. 1 Ranking

LSU spent 13 weeks as the nation's No. 1 ranked college football team according to the Associated Press during the 1958 and 1959 seasons. LSU garnered its first No. 1 AP ranking on Oct. 28, 1958 after a 10-7 victory over Florida. LSU spent the remainder of the 1958 season as the nation's No. 1 ranked team en route to claiming the national title that year.

LSU opened 1959 ranked No. 1 in the nation and held that spot for eight weeks before a 14-13 loss to No. 13 Tennessee. LSU's last No. 1 ranking came on Nov. 7, 1959.

After a 44-year absence from the top spot in the national polls, the Tigers moved to No. 1 in the ESPN/USA Today Coaches Poll on Jan. 5, 2004 following their 21-14 win over Oklahoma in the BCS National title game.

Date	Year
Oct. 28	1958
Nov. 4	1958
Nov. 11	1958
Nov. 18	1958
Nov. 25	1958
Dec. 2	1958
Sept. 22	1959
Sept. 29	1959
Oct. 6	1959
Oct. 13	1959
Oct. 20	1959
Oct. 27	1959
Nov. 3	1959
Jan. 5	2004

LSU's History In The Final Polls

Year	AP	UPI	COACHES	1972	11	10	--
1936	2	--	--	1973	13	14	--
1937	8	--	--	1977	15	--	--
1945	15	--	--	1982	11	11	11
1946	8	--	--	1984	15	16	13
1949	9	--	--	1985	20	20	21
1958	1	1	--	1986	10	11	10
1959	3	3	--	1987	5	5	6
1961	4	3	--	1988	19	--	22
1962	7	8	--	1995	--	25	25
1964	7	7	--	1996	12	--	13
1965	8	14	--	1997	13	--	13
1968	19	--	--	2000	22	--	--
1969	10	7	--	2001	7	--	8
1970	7	6	--	2003	2	--	1
1971	11	10	--	2004	16	--	16

INTRO
THIS IS LSU
TIGERS
COACHES
REVIEW
HISTORY
LSU

LSU's Record On TV By Network

NETWORK	GAMES	RECORD	PCT.	LAST TIME	(RESULT)
ABC	48	15-30-3	.344	Jan. 1, 2005	vs. Iowa (L, 30-25)
ESPN	45	26-19	.578	Nov. 13, 2004	vs. Alabama (W, 26-10)
CBS	36	19-16-1	.638	Nov. 26, 2004	at Arkansas (W, 43-14)
JP-TV	18	6-11-1	.361	Sept. 25, 2004	vs. Mississippi State (W, 51-0)
ESPN2	12	9-3	.786	Oct. 18, 2003	at South Carolina (W, 33-7)
TBS	13	9-3-1	.750	Sept. 6, 2003	at Arizona (W, 59-13)
NBC	13	5-7-1	.423	Nov. 21, 1998	at Notre Dame (L, 39-36)
USA	2	1-1	.500	Nov. 23, 1985	at Notre Dame (W, 10-7)
TVS	1	1-0	1.000	Dec. 30, 1968	vs. Florida State (W, 31-27)
Mizlou	1	1-0	1.000	Dec. 22, 1979	vs. Wake Forest (W, 32-10)
Katz	1	0-1	.000	Dec. 27, 1985	vs. Baylor (L, 21-7)
Hughes	1	0-1	.000	Dec. 30, 1972	vs. Tennessee (L, 24-17)
FOX	1	0-1	.000	Jan. 1, 2003	vs. Texas (L, 20-35)
TOTALS	191	92-93-7	.497		

LSU's Year-by-Year Record on TV

1958	1-0	1970	2-0	1983	1-4	1995	3-3-1
1959	1-1	1971	2-1	1984	2-2-1	1996	4-2
1960	0-0-1	1972	0-2	1985	3-1-1	1997	5-3
1961	2-0	1973	1-2	1986	3-2	1998	2-6
1962	1-0	1974	0-1	1987	5-1-1	1999	1-6
1963	0-2	1975	0-1	1988	5-4	2000	5-3
1964	1-0-1	1977	1-2	1989	0-5	2001	6-3
1965	1-1	1978	1-2	1990	0-3	2002	5-5
1966	1-1	1979	1-2	1991	1-3	2003	10-1
1967	1-0-1	1980	1-0	1992	0-5	2004	5-3
1968	1-0	1981	0-2	1993	2-4		
1969	1-1	1982	0-1	1994	0-3		

Highest Scoring Games

OPPONENT	DATE	SCORE	SITE
Southwestern La.	Nov. 21, 1936	93-0	Baton Rouge
Baylor	Nov. 10, 1908	89-0	Baton Rouge
Southwestern La.	Oct. 4, 1930	85-0	Baton Rouge
Southwestern La.	Oct. 5, 1912	85-3	Baton Rouge
Jefferson College	Oct. 2, 1920	81-0	Baton Rouge
Spring Hill	Oct. 8, 1932	80-0	Baton Rouge
Louisiana Normal	Oct. 8, 1921	78-0	Baton Rouge
Rice	Sept. 24, 1977	77-0	Baton Rouge
S. D. Wesleyan	Sept. 20, 1930	76-0	Baton Rouge
Louisiana Tech	Sept. 27, 1930	71-0	Baton Rouge
Millsaps	Nov. 11, 1900	70-0	Baton Rouge
Arkansas State	Oct. 12, 1991	70-14	Baton Rouge
Wyoming	Nov. 26, 1977	66-7	Baton Rouge
Baylor	Oct. 4, 1969	63-8	Baton Rouge
New Mexico State	Sept. 28, 1996	63-7	Baton Rouge
Kentucky	Nov. 1, 1997	63-28	Lexington, Ky.
Tulane	Nov. 22, 1958	62-0	New Orleans
Tulane	Nov. 25, 1961	62-0	Baton Rouge
Tulane	Nov. 20, 1965	62-0	Baton Rouge
Mississippi State	Nov. 15, 1969	61-6	Baton Rouge
Mississippi	Dec. 5, 1970	61-17	Baton Rouge
Louisiana Tech	Oct. 3, 1914	60-0	Baton Rouge

LSU in Season Openers

Overall Record: 78-28-5
 at Baton Rouge: 68-14-3
 at Opponent's Site: 10-13-2
 at Neutral Site: 0-1-0
 Longest Win Streak: 30 games (1900-1930)
 Longest Losing Streak: 5 games: (1991-95)
 Current Winning Streak: 2 games: (2003-04)

LSU in Homecoming Games

Overall Record: 52-25-3
 Current Winning Streak: 4 games: (2001-04)
 First Homecoming: 1922 Def. Tulane, 25-14
 Last Homecoming: 2004 Def. Troy, 24-20

LSU vs. All Homecoming Opponents

vs. Akron: 1-0	vs. New Mexico State: 1-0
vs. Alabama: 0-1	vs. North Carolina: 1-0
vs. Auburn: 4-0	vs. North Texas: 1-0
vs. Florida: 3-3	vs. Rice: 1-0
vs. Florida State: 0-2	vs. Sewanee: 3-0
vs. Georgia: 0-1	vs. South Carolina: 3-1
vs. Georgia Tech: 0-2	vs. Tennessee: 1-5-1
vs. Idaho: 1-0	vs. Troy: 1-0
vs. Kentucky: 7-2	vs. UAB: 0-1
vs. Ole Miss: 6-3-1	
vs. Louisiana Tech: 1-0	
vs. UL-Lafayette, 1-0	
vs. Middle Tennessee, 1-0	
vs. Mississippi State: 7-3	



2004 LSU Homecoming king Colton Fontenot and queen Chloe Wiley.