

2004 OLE MISS GAME NOTES



Ole Miss Athletics Media Relations
P.O. Box 217
University, MS 38677
Phone- (662) 915-7222
FAX- (662) 915-7006
Web Site- www.OleMissSports.com

Langston Rogers, Associate AD/Media Relations
Rick Stupak, Associate Director
Kimberly Ling, Associate Director
Kyle Campbell, Assistant Director
Katy Loneragan, Assistant Director
Bill Bunting, Assistant Director
Matt Segal, Media Relations Intern
Holly Kelly, Senior Staff Assistant



GAME # 10: OLE MISS REBELS (3-6, 2-4 SEC)

AT (# 14/# 14) LSU TIGERS (7-2, 4-2 SEC)



DATE: Saturday, November 20, 2004

TIME: 7:00 p.m.

SITE (CAPACITY/SURFACE): Tiger Stadium; Baton Rouge, La. (91,600/Natural Grass)

TV: In Louisiana - Tiger Vision (pay-per-view); Outside Louisiana - ESPN Game Plan

RADIO: Ole Miss Radio Network (David Kellum, play-by-play; Harry Harrison, color analyst; Stan Sandroni, sideline reporter).

POLLS: LSU is No. 14 in both of this week's **Associated Press** and **ESPN/USA Today** Coaches Top 25 polls. Ole Miss is unranked (**see National Rankings on page 4**).

SERIES INFO: Tonight's game will be the 93rd all-time between the Ole Miss Rebels and LSU Tigers dating back to 1894 ... LSU is Ole Miss' second-most played opponent besides Mississippi State, who the Rebels will play for the 101st time on November 27 in Oxford ... LSU holds a 51-37-4 advantage in the series ... The Tigers have won three of the last four meetings, including two straight after last year's 17-14 win in Oxford ... LSU is 34-24-1 against Ole Miss in Baton Rouge, however, the Rebels have won three of the last four at Tiger Stadium since a 36-21 win 1997 ... LSU's 14-13 win at Tiger Stadium in 2002 snapped Ole Miss' three-game win streak in "Death Valley."

WHAT TO WATCH FOR: Ole Miss is looking to snap a three-game losing streak and avoid its first four-game skid since dropping five straight in 2002 ... Senior WR **Bill Flowers (Pelham, Ala.)** has caught at least one pass in 19 straight games.

OLE MISS HEAD COACH DAVID CUTCLIFFE: **David Cutcliffe** (Alabama, 1976) is in his sixth season as the Rebels' head coach. He is **43-28** (.606 winning pct.) at Ole Miss and is the only coach in school history to lead the Rebels to at least seven wins in each of his first five seasons. Ole Miss has been Cutcliffe's only career head coaching position. Prior to taking the head coaching assignment at Ole Miss, Cutcliffe spent 17 years as an assistant at Tennessee under both Johnny Majors and Phillip Fulmer. Cutcliffe is 2-3 versus LSU and 1-3 against Tiger head coach Nick Saban.

LSU HEAD COACH NICK SABAN: **Nick Saban** is in his fifth year as the head coach of the LSU Tigers. He is 46-15 (.754 winning pct.) with the Tigers and is 89-41-1 (.683 winning pct.) overall in his 11th year as a collegiate head coach. Saban has also served head coaching stints at Toledo (1990) and Michigan State (1995-1999). He guided the Rockets to a 9-2 mark in his only year at the school, and posted a five-year mark of 34-24-1 with the Spartans from 1995-1999. He has taken his teams to a total of seven bowl appearances and led the Tigers to a share of the 2003 national championship. Saban is 3-1 against Ole Miss and Rebel head coach **David Cutcliffe**.

LSU SCOUTING REPORT: LSU has won four straight after defeating Alabama 26-10 last Saturday night in "Death Valley." The Tigers are 7-2 overall, including 4-2 in the SEC.

The LSU offense is averaging 27.7 points and 388.0 yards of offense per game. The Tigers are averaging 172.6 yards rushing per contest, led by junior RB Joseph Addai, who has gained 507 yards on 70 carries — an average of 7.2 yards per carry. Addai has also scored three rushing TDs. Sophomore Alley Broussard has netted 427 yards rushing on 87 carries and has six TDs. Senior QB Marcus Randall has completed 80-of-128 passes for 992 yards with seven TDs and five INTs.

Sophomore WR Craig Davis has recorded 34 receptions for 540 yards with a score.

On defense, the Tigers are allowing an average of 15.2 points and 249.8 yards per game. The Tigers rank second in the SEC in total defense, including first in rushing defense, allowing an average of 99.9 yards per game on the ground. Sophomore FS LaRon Landry leads the team with 73 hits (38 solo). Senior DE Marcus Spears has recorded a team-high 12 TFLs (-63 yards) and also leads LSU with five QB sacks (-39 yards). Senior CB Corey Webster has two interceptions and a team-high six pass deflections.

On special teams, sophomore Chris Jackson has 14-of-18 PATs and 4-of-9 FG attempts. Sophomore PK Ryan Gaudet has converted 11-of-13 PAT tries and has made 6-of-7 FGs. He is also averaging 39.2 yards on 40 punts. Junior Skyler Green is averaging 10.4 yards per punt return. Freshman Xavier Carter is averaging 20.3 yards per kickoff return.

2004 LSU SCHEDULE/RESULTS (7-2 OVERALL, 4-2 SEC)

SEPT.	4	OREGON STATEW, 22-21 (ot)
SEPT.	11	ARKANSAS STATEW, 53-3
Sept.	18	at Auburn*L, 9-10
SEPT.	25	MISSISSIPPI STATE*W, 51-0
Oct.	2	at Georgia*L, 16-45
Oct.	9	at Florida*W, 24-21
OCT.	23	TROYW, 24-20
OCT.	30	VANDERBILT*W, 24-7
NOV.	13	ALABAMA*W, 26-10
NOV.	20	OLE MISS*7 P.M.
Nov.	26	at Arkansas*1:30 p.m.

* — Southeastern Conference game
HOME GAMES IN CAPS
All times Central

2004 OLE MISS SCHEDULE

Date	Opponent	Site	Time/ Score	Series	Notes
September 4	Memphis	Oxford	L, 13-20	UM 42-10-2	Rebels lose season opener for first time since 1995.
September 11	Alabama* (ESPN2)	Tuscaloosa	L, 7-28	UA 41-9-2	Crimson Tide 21-1 vs. Rebels in Tuscaloosa.
September 18	Vanderbilt* (JP)	Oxford	W, 26-23 (ot)	UM 45-32-2	Rebels rally from 23-10 deficit in 3Q; Nichols GW 35 FG in OT.
September 25	Wyoming	Laramie	L, 32-37	WYO 1-0	UM outgains WYO 567-397; Rebels commit 5 turnovers.
October 2	Arkansas State (HC)	Oxford	W, 28-21	UM 20-1-2	UM converts two second half turnovers into TDs.
October 9	South Carolina*	Columbia	W, 31-28	UM 8-5	Flatt 29-yd TD pass to Flowers with 1:05 left for game-winning TD.
October 16	Tennessee* (ESPN2)	Oxford	L, 17-21	UT 42-18-1	UT scores game-winning TD with 4:38 left.
October 30	Auburn* (ESPN)	Oxford	L, 14-35	AU 21-8	Tigers now 7-1 all-time versus Rebels in Oxford.
November 13	Arkansas*	Fayetteville	L, 3-35	ARK 26-24-1	Arkansas races out to 28-3 halftime lead en route to the wn.
November 20	LSU*	Baton Rouge	7 p.m.	LSU 51-37-4	Rebels have won 3 of last 4 meetings in BR dating back to 1997.
November 27	Mississippi State*	Oxford	1 p.m.	UM 57-37-6	Rebels have won 3 of last 4 Egg Bowls, including 2 straight.

Home games in bold
*- SEC game

All times Central
HC = Homecoming

Team Statistics

OLE MISS	OPPONENT	CATEGORY	LSU	OPPONENT
178	183	First Downs	186	114
72	82	By Rushing	90	42
91	83	By Passing	89	63
15	18	By Penalty	7	9
67-538	65-488	Penalties-Yards	49-381	57-438
10-7	11-8	Fumbles-Lost	20-14	19-9
344	371	Rushing Attempts	365	317
1309	1601	Rushing Yards	1804	1198
3.8	4.3	Yards Per Rush	4.3	2.8
145.4	177.9	Rushing Yards Per Game	172.6	99.9
298-155	261-132	Pass Attempts-Completions	246-138	243-118
1877	2031	Passing Yards	1939	1349
208.6	225.7	Passing Yards Per Game	215.4	149.9
642	632	Total Offensive Plays	611	560
3186	3632	Total Offense	3492	2248
354.0	403.6	Total Offense Per Game	388.0	249.8
171	248	Total Points	249	137

Individual Statistics

OLE MISS

Rushing	Att.	Yds.	Avg.	TD
Vashon Pearson	129	640	5.0	3
Alan Abrams	48	235	4.9	0
Robert Lane	30	169	5.6	1

Passing	Att.	Comp.	Yds.	TD/Int.
Ethan Flatt	200	114	1425	6/7
Micheal Spurlock	70	30	341	0/0
Robert Lane	27	11	111	0/1

Receiving	Rec.	Yds.	Avg.	TD
Mario Hill	33	400	12.1	0
Bill Flowers	26	328	12.6	2
Kerry Johnson	23	264	11.5	0
Mike Espy	22	217	9.9	0

Punting	No.	Yds.	Avg.	Long
Cody Ridgeway	56	2383	42.6	59
Jonathan Nichols	1	30	30.0	30

Punt Returns	No.	Yds.	Avg.	Long
Mike Espy	23	125	5.4	24

KO Returns	No.	Yds.	Avg.	Long
Mike Espy	18	366	20.3	44
Larry Kendrick	6	146	24.3	38

Scoring	TD	PAT	FG	Total
Jonathan Nichols	0	16-16	15-21	61
Brandon Jacobs	5	0	0	30
Vashon Pearson	3	0	0	18
Lorenzo Townsend	3	0	0	18

Tackles	UT-AT	TT	TFL	Sacks
Charles Clark	49-15	64	1.5-1	—
Rob Robertson	43-17	60	5.5-9	1.0-3
Eric Oliver	45-12	57	1.0-3	—
Patrick Willis	36-13	49	7.0-30	2.0-14
Kelvin Robinson	35-14	49	5.5-17	2.5-13

LSU

Rushing	Att.	Yds.	Avg.	TD
Joseph Addai	70	507	7.2	3
Alley Broussard	87	427	4.9	6
Justin Vincent	63	254	4.0	2

Passing	Att.	Comp.	Yds.	TD/Int.
Marcus Randall	128	80	992	7/5
JeMarcus Russell	110	55	859	7/3

Receiving	Rec.	Yds.	Avg.	TD
Craig Davis	34	540	15.9	1
Dwayne Bowe	28	422	15.1	5
Joseph Addai	18	218	12.1	2
Skyler Green	17	167	9.8	1

Punting	No.	Yds.	Avg.	Long
Chris Jackson	40	1567	39.2	56
Patrick Fisher	3	110	36.7	52

Punt Returns	No.	Yds.	Avg.	Long
Skyler Green	16	167	10.4	65
Shyrone Carey	5	19	3.8	10

KO Returns	No.	Yds.	Avg.	Long
Xavier Carter	10	203	20.3	42
Skyler Green	6	105	17.5	30

Scoring	TD	PAT	FG	Total
Alley Broussard	6	0	0	36
Joseph Addai	5	0	0	30
Dwayne Bowe	5	0	0	30
Ryan Gaudet	0	11-13	6-7	29

Tackles	UT-AT	TT	TFL	Sacks
LaRon Landry	38-35	73	4.5-25	3.0-19
Lionel Turner	28-39	67	4.5-28	2.0-17
Jessie Daniels	24-28	52	1.5-1	—
Cameron Vaughn	19-27	46	1.0-3	1.0-3
Kyle Williams	16-27	43	7.0-42	4.0-33

Last Five Meetings

November 22, 2003 • Oxford, Miss.

LSU 17, Ole Miss 14: No. 3 LSU held Eli Manning and the high-scoring Ole Miss offense in check for three quarters, then withstood a fourth-quarter rally to earn a 17-14 win. Trailing 17-7, Manning connected with Brandon Jacobs for a 10-yard TD pass to make it 17-14 with 10:51 remaining in the game. Ole Miss later had a chance to tie the game, but Jonathan Nichols missed on a 36-yard FG with 4:15 remaining (see last year's complete game recap on page 13).

November 23, 2002 • Baton Rouge, La.

LSU 14, Ole Miss 13: QB Marcus Randall came off the bench to throw two TD passes, including a 27-yarder to Michael Clayton with 6:34 remaining in the game to rally the No. 21 Tigers to a 14-13 win and snap the Rebels' three-game win streak at Tiger Stadium.

October 27, 2001 • Baton Rouge, La.

Ole Miss 35, LSU 24: Eli Manning threw two fourth-quarter TD passes to Doug Zeigler to rally Ole Miss to a 35-24 victory over LSU at Tiger Stadium. Trailing 24-21 in the fourth, Manning drove the Rebels

35 yards on three plays, hitting Zeigler with a 17-yard pass to make it 28-24. Ole Miss then recovered an LSU fumble with 5:05 left, and seven plays later, Manning connected with Zeigler on a four-yard TD pass to make it 35-24.

November 11, 2000 • Oxford, Miss.

LSU 20, Ole Miss 9: Senior QB Romaro Miller passed for 287 yards but the Rebels managed just three Les Binkley field goals as LSU ended a three-game losing streak to Ole Miss with a 20-9 win in front of a then Vaught-Hemingway Stadium/Hollingsworth Field record crowd of 52,476.

October 30, 1999 • Baton Rouge, La.

Ole Miss 42, LSU 23: Ole Miss rolled up 323 yards rushing and out-gained LSU 426-280 in a 42-23 win at Tiger Stadium. Deuce McAllister gained 140 yards on 25 carries with two TDs and Joe Gunn added 135 yards on 19 attempts and also had two scores. McAllister also accounted for 229 all-purpose yards.

Top Rebel Performances
Vs. LSU

Rushing Yards: Deuce McAllister, 26-176; 10-31-1998
Passing Yards: Stewart Patridge, 27-43-0-346 (2 TDs); 10-18-1997
Total Offense: Archie Manning, 362 (17 rush, 345 pass); 11-2-1968
Receptions: Rick Kimbrough, 9-132 (TD); 11-3-1973
Receiving Yards: Rick Kimbrough, 9-132 (TD); 11-3-1973
All-Purpose Yards: Deuce McAllister, 229; 10-30-1999
Points Scored: Eddie Crawford, 24 (4 TDs); 11-3-1956
Points Kicking: Todd Gatlin, 13 (4 FGs, 1 PAT); 10-31-1981
Kickoff Return Yards: John Avery 2-113 (TD); 11-16-1996
Interceptions: Glenn Cannon, 3; 11-2-1968

Series History

LSU leads 51-37-4

In Oxford: 6-4-1, LSU
In Baton Rouge: 34-24-1, LSU
In Jackson, Miss.: 9-6-2, LSU
In Meridian, Miss.: 1-0, Ole Miss
In New Orleans: 2-1, Ole Miss
In Vicksburg, Miss.: 1-0, LSU

Longest Ole Miss Win Streak: 6, 1952-1957
Longest LSU Win Streak: 8, 1928-1937

Largest Margin of Victory: 34 (37-3), 1963 in Baton Rouge
Largest Margin of Defeat: 46 (46-0), 1901 in Baton Rouge

Year	Site	Score	Year	Site	Score
1894	Baton RougeW, 26-6	1974	Baton RougeL, 0-24
1896	Vicksburg, Miss.L, 4-12	1975	JacksonW, 17-13
1899	Meridian, Miss.W, 11-0	1976	Baton RougeL, 0-45
1901	Baton RougeL, 0-46	1977	JacksonL, 21-28
1902	New OrleansL, 0-6	1978	Baton RougeL, 8-30
1903	New OrleansW, 11-0	1979	JacksonL, 24-28
1904	Baton RougeL, 0-5	1980	Baton RougeL, 16-38
1906	Baton RougeW, 9-0	1981	JacksonT, 27-27
1907	JacksonL, 0-23	1982	Baton RougeL, 8-45
1909	Baton RougeL, 0-10	1983	JacksonW, 27-24
1912	Baton RougeW, 10-7	1984	Baton RougeL, 29-32
1914	Baton RougeW, 21-0	1985	JacksonL, 13-42
1915	OxfordL, 0-28	1986	Baton RougeW, 21-19
1916	Baton RougeL, 0-41	1987	JacksonL, 13-42
1917	OxfordL, 7-52	1988	Baton RougeL, 20-31
1919	Baton RougeL, 0-13	1989	OxfordL, 30-35
1921	Baton RougeL, 0-21	1990	Baton RougeW, 19-10
1926	Baton RougeL, 0-3	1991	JacksonL, 22-25
1927	Baton RougeW, 12-7	1992	JacksonW, 32-0
1928	Baton RougeL, 6-19	1993	Baton RougeL, 17-19
1929	Baton RougeL, 6-13	1994	OxfordW, 34-21
1930	Baton RougeL, 0-6	1995	Baton RougeL, 9-38
1931	JacksonL, 3-26	1996	OxfordL, 7-39
1933	Baton RougeL, 0-31	1997	Baton RougeW, 36-21
1934	JacksonL, 0-14	1998	OxfordW, 37-31 (ot)
1936	Baton RougeL, 0-13	1999	Baton RougeW, 42-23
1937	Baton RougeL, 0-13	2000	OxfordL, 9-20
1938	Baton RougeW, 20-7	2001	Baton RougeW, 35-24
1939	Baton RougeW, 14-7	2002	Baton RougeL, 13-14
1940	Baton RougeW, 19-6	2003	OxfordL, 14-17
1941	Baton RougeW, 13-12			
1942	Baton RougeL, 7-21			
1945	Baton RougeL, 13-32			
1946	Baton RougeL, 21-34			
1947	Baton RougeW, 20-18			
1948	Baton RougeW, 49-19			
1949	Baton RougeL, 7-34			
1950	Baton RougeL, 14-40			
1951	Baton RougeT, 6-6			
1952	OxfordW, 28-0			
1953	Baton RougeW, 27-16			
1954	Baton RougeW, 21-6			
1955	Baton RougeW, 29-26			
1956	Baton RougeW, 46-17			
1957	OxfordW, 14-12			
1958	Baton RougeL, 0-14			
1959	Baton RougeL, 3-7			
1960	New Orleans-1W, 21-0			
1960	OxfordT, 6-6			
1961	Baton RougeL, 7-10			
1962	Baton RougeW, 15-7			
1963	Baton RougeW, 37-3			
1964	Baton RougeL, 10-11			
1965	JacksonW, 23-0			
1966	Baton RougeW, 17-0			
1967	JacksonT, 13-13			
1968	Baton RougeW, 27-24			
1969	JacksonW, 26-23			
1970	Baton RougeL, 17-61			
1971	JacksonW, 24-22			
1972	Baton RougeL, 16-17			
1973	JacksonL, 14-51			

1- Sugar Bowl

OLE MISS HEAD COACH DAVID CUTCLIFFE



David Cutcliffe

Sixth year at Ole Miss

Record at Ole Miss: 43-28 (.606/6th year)

Career Record: 43-28 (.606/6th year)

AT OLE MISS (1998-PRESENT)

- Named the 34th head coach at The University of Mississippi on Dec. 2, 1998.
- Coached first game in the 1998 Independence Bowl and guided the Rebels to a 35-18 win over Texas Tech.
- Has guided Ole Miss to a bowl game in four of his five full seasons at the helm ... Ole Miss' appearance in the 2004 SBC Cotton Bowl Classic was the Rebels' first New Year's Day bowl game since the 1991 Gator Bowl.
- Is the only coach in school history to win at least seven games in each of his first five seasons, and joins legendary head coach **John Vaught** as the only coach in school history to record at least five straight seven-win seasons.
- Led Ole Miss to its first 10-win season since 1971 in 2003, going 10-3, including a 31-28 win over Oklahoma State in the 2004 SBC Cotton Bowl Classic.
- Guided Ole Miss to its first-ever share of the SEC Western Division title in 2003 — the Rebels' first SEC title of any kind since winning the SEC Championship in 1963.
- Produced four first team All-Americans: DB **Ken Lucas** (2000), OL **Terrence Metcalf** (2001), QB **Eli Manning** (2003) and current senior PK **Jonathan Nichols** (2003).
- Coached 31 All-SEC performers.
- Coached 12 NFL Draft picks, including first-round selections in McAllister (23rd overall, New Orleans; 2001) and Manning (1st overall, San Diego; 2004).
- Ole Miss has made 48 TV appearances since Cutcliffe's first full season in 1999.

PRIOR TO OLE MISS

- Spent 17 years as an assistant under Johnny Majors and Phillip Fulmer at Tennessee from 1982-1998 ... Helped the Volunteers compile a 154-46-7 record during his time in Knoxville, including winning five SEC championships and one national title in 1998.
- Was Tennessee's offensive coordinator from 1993-1998.
- Recipient of the 1998 Broyles Award, given annually to the nation's top assistant coach.
- Coached NFL quarterbacks Heath Shuler, Peyton Manning and Tee Martin.

CUTCLIFFE RECORD BREAKDOWN

SEC	24-22	.522
vs. SEC West	12-16	.429
vs. SEC East	12-6	.666
Non-Conference opponents	19-6	.760
Bowl Games	4-1	.800
Home	25-13	.657
Away	14-14	.500
Neutral	4-1	.800
Day Games	27-14	.659
Night Games (6 pm start or later)	16-14	.533
vs. Top 25 teams	7-12	.368
When leading at halftime	34-8	.810
Overtime games	3-1	.750

REBEL NOTEBOOK:

- Ole Miss is 0-3 against SEC West opponents, after losing 35-3 at Arkansas this past Saturday. The Rebels also dropped a 28-7 decision at Alabama on Sept. 11 and lost 35-14 to Auburn on Oct. 30.
- The Rebels have dropped three straight games, their longest skid since losing five straight during the 2002 season.
- The Rebels have trailed at halftime in 8-of-9 games this season. The only time Ole Miss held a lead at the break was at South Carolina on Oct. 9, leading 21-14 en route to a 31-28 victory.

REBELS SEE STREAK SNAPPED: With the 35-3 loss at Arkansas this past Saturday, Ole Miss dropped to 3-6 on the season with two games remaining. It will mark the first time since going 5-6 in 1996 that the Rebels will post a losing record, snapping a streak of seven consecutive winning seasons. The seven straight winning seasons from 1997-2003 was Ole Miss' longest such streak since recording seven consecutive from 1965-1971.

LOUISIANA REBELS: Ole Miss has seven players on its 2004 roster that call the state of Louisiana home: sophomore C **Ben Boyce (Gonzales, La.)**, freshman DE **Chris Bowers (Shreveport, La.)**, freshman OL **Tim Henderson (Shreveport, La.)**, freshman OL **Paul Hurd (Monroe, La.)**, redshirt freshman QB **Robert Lane (Monroe, La.)**, freshman RB **Seth Michaelson (Baton Rouge, La.)** and sophomore DL **Andrew Wicker (Zachary, La.)**.

MISSISSIPPI TIGERS: LSU has three players on its roster that call the state of Mississippi home: redshirt freshman OL Will Arnold (Gloster, Miss.), freshman TE Mit Cole (Picayune, Miss.) and redshirt freshman DE Sean Merrill (D'Iberville, Miss.).

OLE MISS ANNOUNCES NEW PARKING POLICY

Parking on Highway 6 during football games is no longer allowed, but the University and City of Oxford officials have worked together to create a more efficient parking situation.

According to Oxford Police Chief Steve Bramlett, the state and the city have "total jurisdiction" over the Highway 6 bypass.

"It will be a zero tolerance ticket and tow situation," Bramlett said. "If someone decides to pull their car over and park it (along Highway 6), it won't be there when they get back."

On-campus parking is available at the following locations with shuttles provided to the stadium before and beginning 30-45 minutes after the game:

- Former MDOT lot on Old Taylor Road at Highway 6
- Kinard Hall off Rebel Drive
- Intramural Fields near the Coy Waller Laboratory complex off Jackson Avenue
- Behind Guyton Hall off Fraternity Row

In addition, the City of Oxford will provide parking at the following locations with shuttles to the stadium before and after the game:

- Oxford Middle School and Central Elementary School on Washington Avenue
- Oxford High School on Bramlett Boulevard
- The Oxford Activity Center on Price Street
- Oxford Electric Department on McElroy Drive
- Oxford Park Commission Fields on McElroy Drive
- Oxford Conference Center on Sisk Avenue

The City of Oxford's Double Decker bus will also shuttle fans from the Oxford Square to the intersection of Sorority Row and West Jackson Avenue.

Officials estimate this will provide up to 1,600 additional parking spaces.

OLE MISS COACHES GAMEDAY POSITIONS ON THE FIELD ...

David Cutcliffe
Head CoachMarion Hobby
Defensive EndsJay Hopson
SecondaryJohn Latina
O-Line/Off. Coord.Arlington Nunn
Running BacksT.D. Woods
Wide Receivers

IN THE PRESS BOX ...

Chuck Driesbach
LB/Def. Coord.Matt Luke
Tight EndsRick Petri
Defensive TacklesKurt Roper
Quarterbacks

NATIONAL RANKINGS

Associated Press Top 25 (November 14)

No.	Team	Record	Pts	Pvs
1.	Southern California (51)	10-0	1,608	1
2.	Oklahoma (8)	10-0	1,536	2
2.	Auburn (6)	10-0	1,536	3
4.	California	8-1	1,409	5
5.	Utah	10-0	1,316	7
6.	Texas	9-1	1,301	6
7.	Michigan	9-1	1,279	9
8.	Louisville	7-1	1,279	12
9.	Wisconsin	9-1	1,012	4
10.	Florida State	8-2	1,004	11
11.	Georgia	8-2	979	8
12.	Miami (FL)	7-2	834	18
13.	Boise State	9-0	797	14
14.	LSU	7-2	786	17
15.	Tennessee	7-2	733	15
15.	Virginia Tech	7-2	733	16
17.	Iowa	8-2	626	19
18.	Virginia	7-2	541	10
19.	Boston College	7-2	490	21
20.	Arizona State	8-2	442	20
21.	West Virginia	8-2	330	13
22.	Texas A&M	7-3	274	22
23.	Oklahoma State	7-3	223	25
24.	UTEP	7-2	152	23
25.	Bowling Green	8-2	42	NR

OTHERS RECEIVING VOTES: Pittsburgh 31; Georgia Tech 21; Florida 11; Alabama 6; Purdue 5; Texas Tech 5; Toledo 5; UCLA 4; Southern Miss 2; Notre Dame 2; Fresno State 1; Michigan State 1; Navy 1; New Mexico 1.

ESPN/USA Today Coaches Top 25 (November 14)

No.	Team	Record	Pts	Pvs
1.	Southern California (51)	10-0	1,514	1
2.	Oklahoma (6)	10-0	1,435	2
3.	Auburn (4)	10-0	1,433	3
4.	California	8-1	1,311	6
5.	Texas	9-1	1,222	7
6.	Utah	10-0	1,203	8
7.	Michigan	9-1	1,191	9
8.	Florida State	8-2	999	12
9.	Wisconsin	9-1	948	4
10.	Georgia	8-2	947	5
11.	Louisville	7-1	880	14
12.	Boise State	9-0	827	13
13.	Miami (FL)	7-2	774	17
14.	LSU	7-2	771	15
15.	Virginia Tech	7-2	688	16
16.	Tennessee	7-2	580	18
17.	Iowa	8-2	519	19
18.	Virginia	7-2	501	11
19.	Boston College	7-2	433	21
20.	West Virginia	8-2	419	10
21.	Arizona State	8-2	411	20
22.	Texas A&M	7-3	272	23
23.	Oklahoma State	7-3	229	24
24.	Bowling Green	8-2	117	NR
25.	UTEP	7-2	87	NR

OTHERS RECEIVING VOTES: Northern Illinois 24; Texas Tech 20; Georgia Tech 15; Fresno State 9; Purdue 9; Navy 6; UCLA 6; UAB 5; Michigan State 4; Florida 3; Pittsburgh 3; Alabama 2; Memphis 2; Miami (OH) 2; Southern Miss 2; Colorado 1; Iowa State 1.

2004 HONORS

REBEL QUARTERBACK CLUB
PLAYERS OF THE WEEK

vs. Memphis (9/4)

Offense: Taye Biddle (Jr., WR)
Defense: Kelvin Robinson (Jr., SS)
Special Teams: Cody Ridgeway (Sr., P)
Trench: Michael Bozeman (Jr., DL)

vs. Alabama (9/11)

Offense: Ethan Flatt (So., QB)
Defense: Trumaine McBride (So., DB)
Special Teams: Cody Ridgeway (Sr., P)
Trench: Sidney McLaurin (Jr., LS)

vs. Vanderbilt (9/18)

Offense: Bill Flowers (Sr., WR)
Defense: McKinley Boykin (Jr., DT)
Special Teams: Jonathan Nichols (Sr., PK)
Trench: Doug Buckles (Sr., OL)

vs. Wyoming (9/25)

Offense: Mario Hill (Jr., WR)
Defense: Charles Clark (Soph., WS)
Special Teams: Jonathan Nichols (Sr., PK)
Trench: Marcus Johnson (Sr., OL)

vs. Arkansas State (10/2)

Offense: Vashon Pearson (Jr., RB)
Defense: Jayme Mitchell (Jr., DE)
Special Teams: Kelvin Robinson (Jr.)
Trench: Doug Buckles (Sr., OL)

vs. South Carolina (10/9)

Offense: Bill Flowers (Sr., WR)
Defense: Patrick Willis (So., LB)
Special Teams: Wesley Bryan (Sr., K)
Trench: McKinley Boykin (Jr., DL)

vs. Tennessee (10/16)

Offense: Robert Lane (RFr., QB)
Defense: Bryan Brown (So., FS)
Special Teams: Larry Kendrick (Jr.)
Trench: Jayme Mitchell (Jr., DE)

vs. Auburn (10/30)

Offense: Kerry Johnson (Sr., WR)
Defense: Rob Robertson (Sr., LB)
Special Teams: Larry Kendrick (Jr.)
Trench: McKinley Boykin (Jr., DL)

vs. Arkansas (11/13)

Offense: Robert Lane (Fr., QB)
Defense: Patrick Willis (So., LB)
Special Teams: Wesley Bryan (Sr., K)
Trench: Chris Spencer (Jr., C)

SEC PLAYERS OF THE WEEK

Defensive Lineman

McKinley Boykin (Jr., DT) vs. Vanderbilt (9/18)
 McKinley Boykin (Jr., DT) vs. South Carolina (10/9)

Special Teams

Jonathan Nichols (Sr., PK) vs. Wyoming (9/25)

SEC GOOD WORKS TEAM

Jonathan Nichols (Sr., PK)

CoSIDA ACADEMIC ALL-DISTRICT VI

First Team

Daniel Booth (Sr., DL)
 Trumaine McBride (Soph., DB)
 Cody Ridgeway (Sr., P)
 Rob Robertson (Sr., LB)

Second Team

Jeremy Garrett (RsFr., DL)
 Sidney McLaurin (Jr., LS)
 Jonathan Nichols (Sr., PK)

CUTCLIFFE AMONG REBEL COACHING ELITE:

Entering tonight's game at LSU, Ole Miss Head Coach **David Cutcliffe** trails only the legendary **John Vaught (1947-1970; 1973)** for the best winning percentage among Ole Miss coaches through 71 games. Vaught was 47-19-5 after 71 games for a .697 winning percentage. Cutcliffe is **43-28** for a .606 winning percentage, including his win in the 1998 Independence Bowl over Texas Tech during his Ole Miss coaching debut. **Cutcliffe is also the only coach in school history to win at least seven games in each of his first five seasons with the Rebels, and joins Vaught as the only coaches to ever record five straight seven-win campaigns at any time during their tenure at the school.** The following chart shows the win total of the four Ole Miss coaches who have led the Rebels in at least 71 games:

Coch, Years	W-L-T	Pct.
John Vaught, 1947-1970; 1973	47-19-5	.697
David Cutcliffe, 1998-present	43-28	.606
Ed Walker, 1930-1937	33-32-6	.507
Billy Brewer, 1983-1993	33-35-3	.486

OVERTIME REBELS: Ole Miss' 26-23 overtime win over Vanderbilt on September 18 marked the Rebels' first overtime contest since losing 58-56 to Arkansas in the seven-overtime classic in Oxford on Nov. 3, 2001. The Vanderbilt game was the ninth overtime game in school history, which ranks second in NCAA Division I-A for the most overtime games played. The Rebels are 6-3 in overtime games, tying Missouri and North Carolina State for the most overtime wins in NCAA Division I-A. The following charts show the most overtime wins and overtime games played by NCAA Division I-A schools:

—Overtime Wins—

School	W-L	Pct.
Ole Miss	6-3	.667
Missouri	6-3	.667
North Carolina State	6-4	.600
Arkansas	5-1	.833
Oklahoma State	5-3	.625
Cincinnati	5-4	.556

—Most Overtime Games Played—

School	No.	W-L
North Carolina State	10	6-4
Cincinnati	9	5-4
Missouri	9	6-3
Ole Miss	9	6-3
Oklahoma State	8	5-3
Southern California	8	3-5
Washington State	8	2-6

REBEL BREAKDOWN

Category	2004	Under Cutcliffe
Record	3-6	43-28
SEC	2-4	24-22
vs. SEC West	0-3	12-16
vs. SEC East	2-1	12-6
Non-Conference	1-2	19-6
vs. Big East	—	0-1
vs. Big 12	—	4-2
vs. Big West*	—	2-0
vs. Conference USA	0-1	4-2
vs. Mountain West	0-1	1-1
vs. Sun Belt	1-0	7-0
vs. NCAA Division I-AA	—	1-0
Home	2-3	25-13
Away	1-3	14-14
Neutral	0-0	4-1
Day Games	3-2	27-14
Night Games (6 p.m. start or later)	0-4	16-14
vs. Top 25 teams	1-2	7-11
TV games	1-4	24-24
on ABC	—	0-1
on CBS	—	2-3
on ESPN	0-1	6-5
on ESPN2	0-2	3-10
on FOX	—	1-0
on Jefferson-Pilot	1-1	12-5
When scoring first	2-0	27-12
When opponents score first	1-6	16-16
When leading at halftime	1-0	34-8
When trailing at halftime	2-6	8-19
When tied at halftime	0-0	1-1
When leading after third quarter	2-0	34-6
When trailing after third quarter	1-6	7-20
When tied after third quarter	0-0	2-2
In overtime games	1-0	3-1
When scoring less than 20 points	0-5	4-14
When scoring 20+ points	3-1	35-12
When scoring 30+ points	1-1	28-6
When allowing less than 20 points	0-0	23-2
When allowing 20+ points	3-6	20-24
When allowing 30+ points	0-3	5-19
When rushing for <100 yards	0-3	7-15
When rushing for 100+ yards	3-3	36-13
When rushing for 200+ yards	1-1	13-2
When passing for 200+ yards	1-1	30-17
When passing for 250+ yards	0-1	19-10
When passing for 300+ yards	0-1	8-6
When totaling <300 yds total offense	0-3	5-12
When gaining 300+ yds total off.	3-3	38-16
When allowing <100 yds rushing	0-0	16-3
When allowing 100+ yds rushing	3-6	27-25
When allowing 200+ yds rushing	0-2	8-9
When allowing 200+ yards passing	2-4	23-16
When allowing 250+ yards passing	1-1	13-10
When allowing 300+ yards passing	1-0	7-5
When allowing <300 yds total off.	0-0	14-0
When allowing 300+ yds total off.	3-6	29-28
When having a 100-yard rusher	2-1	20-5
When opp. have a 100-yard rusher	1-6	11-20
When having no turnovers	0-1	10-2
When having less than 3 turnovers	3-4	37-15
When having 3 or more turnovers	0-2	6-13
When having no takeaways	0-1	3-4
When having 3 or more takeaways	0-0	15-5
When having <3 takeaways	3-5	27-21
When having more than 30:00 TOP	3-2	33-15
When having less than 30:00 TOP	0-4	10-13

REBELS IN THE "RED" ZONE

When the offense moves the ball inside the opponent's 20-yard line, the offense is considered to be in the "red zone," and in prime scoring position. The following chart shows how the Rebel offense performed inside the "red zone" during the 2004 season:

Game	Chances	TD	FG	TO	Downs	Missed FG	Half
Memphis	2	1	1	0	0	0	0
Alabama	2	1	0	0	0	1	0
Vanderbilt	5	1	3	0	0	1	0
Wyoming	7	3	3	1	0	0	0
Arkansas State	5	3	2	0	0	0	0
South Carolina	4	3	1	0	0	0	0
Tennessee	2	1	0	0	0	1	0
Auburn	1	0	0	0	1	0	0
Arkansas	2	0	1	0	0	0	0
Totals	30	13	11	2	1	3	0
Opp. Totals	34	20	5	3	2	2	2

Ole Miss Scoring Percentage: .800 (24-of-30)

Opponents Scoring Percentage: .735 (25-of-34)

Ole Miss Points Scored: 124

Opponents Points Scored: 154

SCHEDULE NOTES

- Ole Miss' 2004 opponents have a combined record of 60-45 (.571 winning pct.).
- Three 2004 opponents are ranked in both of this week's **Associated Press** and **ESPN/USA Today** Coaches Top 25 polls: Auburn (#2 AP/#3 ESPN), LSU (#14 ESPN/#14 AP), and Tennessee (#15 AP/#16 ESPN). Alabama also received votes in both polls, and Memphis garnered votes in this week's **ESPN/USA Today** Coaches poll (see **National Rankings on page 4**).



Rob Robertson

SEVEN REBELS EARN ACADEMIC ALL-DISTRICT VI HONORS:

Ole Miss had seven players named to the CoSIDA Academic All-District VI team, released this past Thursday. Earning first team honors were senior DL **Daniel Booth (Amory, Miss.)**, who holds a 3.43 GPA in International Studies, senior P **Cody Ridgeway (Jackson, Tenn.)**, with a 3.82 GPA in Banking/Finance, senior LB **Rob Robertson (Centerville, Miss.)**, with a 3.95 GPA in Biology, and sophomore DB **Trumaine McBride (Clarksdale, Miss.)**, with a 3.67 GPA in Liberal Arts.

Named to the second team was redshirt freshman DL **Jeremy Garrett (Senatobia, Miss.)**, with a 3.22 GPA in Management, junior long snapper **Sidney McLaurin (Brandon, Miss.)**, with a 3.66 GPA in Political Science, and senior PK **Jonathan Nichols (Greenwood, Miss.)**, carrying a 3.47 GPA in International Business.

REBELS VERSUS RANKED OPPONENTS:

- Tonight's game at LSU will mark the fourth ranked opponent the Rebels will face this season.
- Ole Miss is 1-2 against ranked teams this season: def. No. 25 South Carolina, 31-28; lost to No. 13 Tennessee 21-17; lost to No. 3 Auburn 35-14.
- The Rebels are 3-4 versus top 25 teams dating back to a 45-30 win over No. 25 Mississippi State in the 2000 Egg Bowl.
- Ole Miss is 7-11 against top 25 teams under head

coach **David Cutcliffe**, including 3-5 on the road.

- Ole Miss is 43-108-2 all-time versus ranked teams.
- The Rebels are 11-57 all-time versus ranked teams on the road.
- When facing LSU, when the Tigers are ranked, the Rebels are 6-14.
- When facing LSU in "Death Valley," when the Tigers are ranked, Ole Miss is 3-11 ... The Rebels upset the Tigers, in Baton Rouge, when they were ranked No. 8, 36-21, back on Oct. 18, 1997.

REBELS PICKED TO FINISH THIRD IN SEC WEST:

Ole Miss was picked to finish third in the SEC Western Division in a vote by media members attending the 2004 SEC Media Days. LSU was picked to win the West, receiving 71-of-88 possible first-place votes. The Rebels garnered two first-place votes. Georgia was tabbed to win the SEC East, garnering 78-of-88 first-place votes. The Bulldogs were also picked to win the overall SEC crown, tallying 61 first-place votes. The following chart shows the predicted order of finish in both the SEC West and East.

Western Division	Pts
1. LSU (71)	108
2. Auburn (14)	197
3. Ole Miss (2)	304
4. Alabama (1)	331
5. Arkansas	418
6. Mississippi State	490

Eastern Division	Pts
1. Georgia (78)	100
2. Florida (9)	186
3. Tennessee	278
4. South Carolina (1)	375
5. Vanderbilt	419
6. Kentucky	490

SEC Champion: Georgia (61), LSU (19), Florida (5), Auburn (1), **Ole Miss (1)**, South Carolina (1).

CAREER STARTS BY POSITION

—OFFENSE—

SE Flowers (18) Hill (2)	LT Stallings (29) B. Harris (5) D. Harris (1)	LG Buckles (44)	C Spencer (14)	RG M. Johnson (43) Bonds (2) B. Harris (1)	RT Stallings (6) M. Johnson (3)	TE Rice (16) Brooks (6) Lilly (3)	FL Espy (19) Biddle (8) K. Johnson (5)	QB Flatt (7) Spurlock (2)	RB Pearson (7) Abrams (2) Jacobs (2)	FB Razzano (23) Townsend (11)
---------------------------------------	---	---------------------------	--------------------------	--	--	---	--	--	--	--

—DEFENSE—

LE Mitchell (8) Jenkins (2) C. Robinson (2)	DT Booth (13) Boykin (8) Bozeman (1) Mitchell (1) Wicker (1)	NT Bozeman (7) C. Robinson (5) Boykin (3) Wicker (1)	RE C. Robinson (9)	SLB Robertson (10)	MLB Lester (12)	WS Clark (9)	LCB T. Johnson (19) Brown (2) Banks (1)	SS K. Robinson (22)	FS Oliver (36)	RCB T. Johnson (9) McBride (9)
---	--	---	------------------------------	------------------------------	---------------------------	------------------------	---	-------------------------------	--------------------------	---

REBELS IN NOVEMBER

- Ole Miss has an all-time record of 190-156-13 (.547 winning percentage) during the month of November.
- The Rebels are 112-65-5 (.629 winning percentage) in home games during November, including home contests played in Jackson and Memphis ... In home games played in Oxford during November, the Rebels are 65-26-4 (.705 winning percentage).
- Ole Miss is 18-91-8 (.463 winning percentage) in road games during November.
- In SEC games played in November, Ole Miss has an overall record of 80-83-7 (.491 winning pct.).
- In SEC home games during November, the Rebels are 49-43-2 (.527 winning pct.), including home games played in Jackson and Memphis ... In SEC home games played in Oxford during November, Ole Miss is 18-20-1 (.474 winning pct.).
- In SEC road games during November, Ole Miss is 31-40-5 (.441 winning percentage).
- Ole Miss is 7-12 (.368 winning pct.) in November under head coach **David Cutcliffe**.
- The Rebels went 3-1 in November last season to post their first winning November since going 3-1 in 1997.

OFFENSIVE NOTES

- Junior WR **Taye Biddle (Decatur, Ala.)** had two receptions for 37 yards against Arkansas to become the 20th player in school history to record

1,000 career receiving yards (*see the Updated Record Book on pages 42-45*).

- Ole Miss is averaging 22.0 first downs per game in the last seven games entering tonight's contest at LSU.
- Ole Miss is averaging 167.7 yards rushing in the last six games after netting 175 on the ground this past Saturday at Arkansas.
- The Rebels' 24:49 time of possession against Arkansas snapped their streak of four straight games in which Ole Miss held the advantage in possession time.
- Ole Miss allowed two QB sacks against Arkansas and has allowed 13 in the last three games versus Tennessee (10/16), Auburn (10/30) and Arkansas (11/13) ... The Rebels allowed a season-high seven sacks in the 35-14 loss to Auburn.
- The Rebels have converted on 16-of-67 third downs (23.9 percent) in the last five games, including 2-of-12 last Saturday at Arkansas.

FLOWERS CLIMBS CAREER RECEIVING

CHARTS: Senior WR **Bill Flowers (Pelham, Ala.)** caught five passes against Arkansas to pass **Grant Heard (1996-2000)** for second place on the Ole Miss career receptions list with 146. Heard had 142 career receptions. **Chris Collins (2000-2003)** is the Ole Miss career leader in receptions with 198 (*see the Updated Record Book on pages 25-28*).

Flowers also had 68 yards receiving against the Razorbacks to pass **Michael Harmon (1979-1982)**

and **Floyd Franks (1968-1970)** for sixth place on the school's career list for receiving yards with 1,774. **Cory Peterson (1996-1999)** is fifth in career receiving yards in Ole Miss history with 1,842 (*see the Updated Record Book on pages 42-45*).

100-YARD RUSHER, 100-YARD RECEIVER: The 139 yards rushing by junior **Vashon Pearson (Ripley, Miss.)** and the 142 yards receiving by junior WR **Mario Hill (Meridian, Miss.)** at Wyoming on Sept. 25 gave Ole Miss its first 100-yard rusher and 100-yard receiver combo since last year against South Carolina, when **Tremaine Turner (1999-2003)** rushed for 117 and **Chris Collins (2000-2003)** had 125 yards receiving in the Rebels' 43-40 win over the Gamecocks. Pearson and Hill are the sixth recorded 100-yard rushing and 100-yard receiving combo in school history. The following chart shows Ole Miss' six 100-yard rushing and 100-yard receiving single-game tandems:

Rusher/Receiver, Opponent

Vashon Pearson (139 rush); Mario Hill (142 rec.) at Wyoming (2004)
Tremaine Turner (117 rush); Chris Collins (125 rec.) vs. S. Carolina (2003)
Joe Gunn (113 rush); Chris Collins (119 rec.) at Kentucky (2001)
Joe Gunn (102 rush); Doug Zeigler (102 rec.) vs. Arkansas (2001)
Dou Innocent (137 rush); Ta'Boris Fisher (101 rec.) at Auburn (1995)
Dou Innocent (102 rush); Roell Preston (150 rec.) vs. Miss. State (1994)

2004 REBEL STARTING LINEUPS

Offense	SE	LT	LG	C	RG	RT	TE	FL	QB	RB	FB
Memphis	Flowers	B. Harris	Buckles	Spencer	M. Johnson	Stallings	Rice	Biddle	Spurlock	Pearson	Townsend
Alabama	Flowers	D. Harris	Buckles	Spencer	M. Johnson	Stallings	Rice	Biddle	Spurlock	Pearson	Razzano
Vanderbilt	Lilly (TE)	Stallings	Buckles	Spencer	Bonds	M. Johnson	Brooks	Espy	Flatt	Jacobs	Razzano
Wyoming	Hill	Stallings	Buckles	Spencer	Bonds	M. Johnson	Rice	Biddle	Flatt	Pearson	Razzano
Arkansas State	Lilly (TE)	Stallings	Buckles	Spencer	B. Harris	M. Johnson	Brooks	Espy	Flatt	Pearson	Razzano
South Carolina	Hill	B. Harris	Buckles	Spencer	M. Johnson	Stallings	Rice	Biddle	Flatt	Pearson	Razzano
Tennessee	Flowers	B. Harris	Buckles	Spencer	M. Johnson	Stallings	Rice	Biddle	Flatt	Jacobs	Lilly (TE)
Auburn	Flowers	B. Harris	Buckles	Spencer	M. Johnson	Stallings	K. Johnson (WR)	Biddle	Flatt	Abrams	Razzano
Arkansas	Flowers	B. Harris	Buckles	Spencer	M. Johnson	Stallings	Rice	Biddle	Flatt	Abrams	Razzano
Defense	LE	DT	NT	RE	SLB	MLB	WS	LCB	SS	FS	RCB
Memphis	Mitchell	Boykin	Bozeman	C. Robinson	Robertson	Lester	Clark	T. Johnson	K. Robinson	Oliver	McBride
Alabama	Mitchell	Boykin	Bozeman	C. Robinson	Robertson	Lester	Clark	T. Johnson	K. Robinson	Oliver	McBride
Vanderbilt	Mitchell	Boykin	Wicker	C. Robinson	Robertson	Lester	Clark	T. Johnson	K. Robinson	Oliver	McBride
Wyoming	Mitchell	Boykin	Bozeman	C. Robinson	Robertson	Lester	Clark	Banks	K. Robinson	Oliver	McBride
Arkansas State	Mitchell	Wicker	Bozeman	C. Robinson	Robertson	Lester	Clark	T. Johnson	K. Robinson	Oliver	McBride
South Carolina	Mitchell	Bozeman	Boykin	C. Robinson	Robertson	Lester	Clark	T. Johnson	K. Robinson	Oliver	McBride
Tennessee	Mitchell	Boykin	Bozeman	C. Robinson	Robertson	Lester	Clark	T. Johnson	K. Robinson	Oliver	McBride
Auburn	Jenkins	Boykin	Bozeman	C. Robinson	Robertson	Lester	Clark	T. Johnson	K. Robinson	Oliver	McBride
Arkansas	Jenkins	Boykin	Bozeman	C. Robinson	Robertson	Lester	Clark	T. Johnson	K. Robinson	Oliver	McBride

OLE MISS MEDIA SERVICES

PRACTICES: All Ole Miss practices are closed to the public.

OLE MISS ON THE INTERNET: For updated statistics, rosters, game notes and depth chart on the internet, go to the official Ole Miss athletic web site at www.OleMissSports.com.

MISSISSIPPI STATE ON THE INTERNET: For information on Ole Miss' next opponent, the Mississippi State Bulldogs, on the internet, go to: www.mstateathletics.com

SUNDAY, NOVEMBER 21

- Football interview requests (players and assistant coaches) for the Tuesday press conference **MUST** be called into the Ole Miss Athletics Media Relations Office by 3:00 p.m. (CT). *(Please note that players may have a class scheduled at the time of the Monday press conference. The Ole Miss Athletics Media Relations Office will help reschedule interviews for those players who have class.)*
- Game notes and statistics to be updated on the official Ole Miss athletic web site (www.OleMissSports.com) by 8:00 p.m. (CT).

MONDAY, NOVEMBER 22

- Head coach David Cutcliffe will hold a press conference/teleconference at the Indoor Practice Facility starting at 11:30 a.m. (CT). To participate in the teleconference, call **212-812-4494** and enter the passcode **73320717**.
- Coach Cutcliffe and requested players and assistant coaches will be available for one-on-one interviews following the teleconference at the Indoor Practice Facility.
- The Ole Miss Athletic Department, in conjunction with the Teleproductions Resource Center (TRC), will offer a satellite feed of interviews from Coach Cutcliffe, players and game footage. **The satellite coordinates for Monday's feed are: SBS 6, K 2, downlink frequency 11749.5 MHz Vertical, from 4:00-4:15 p.m. (CT).**
- Coach Cutcliffe's press conference will be updated on the Rebel Hotline (662-915-7325) by 2:00 p.m. (CT).
- Player interviews will be coordinated after practice. Contact the Ole Miss Athletics Media Relations for practice times.
- A complete transcript of Coach Cutcliffe's press conference will be available on the official Ole Miss athletic web site. The Ole Miss Athletics Media Relations Office will also file a game preview story. The game preview and transcript will be available on the Ole Miss web site by 7:00 p.m. (CT).

TUESDAY, NOVEMBER 23

- Player interviews will be conducted after practice. Contact the Ole Miss Athletics Media Relations Office for practice times.

WEDNESDAY, NOVEMBER 24

- Coach Cutcliffe will take part in the SEC's weekly teleconference from 11:10-11:17 a.m. (CT) each Wednesday morning, beginning August 27, through November 26. To participate in the conference, call **1-706-645-9713**.
- Coach Cutcliffe will be available to do taped interviews for radio stations from 11:30 a.m.-12:30 p.m. each Wednesday. Stations should contact the Ole Miss Athletics Media Relations Office to schedule an assigned time. **Interviews will be granted on a first-come, first-serve basis.**
- Player interviews will be coordinated after practice. Contact the Ole Miss Athletics Media Relations Office for practice times.

SATURDAY, NOVEMBER 27

- Game statistics and play-by-play for all **HOME** games will be available on the Ole Miss web site (www.OleMissSports.com) approximately two hours after the conclusion of the game.
- The Ole Miss Athletic Department, in conjunction with the Teleproductions Resource Center (TRC), will offer a satellite feed of game highlights and postgame interviews following all **HOME** games. **The coordinates for Saturday's highlight feed against Mississippi State will be announced later in the week. Please contact the Ole Miss Athletics Media Relations Office at (662) 915-7522 for more information.**

- Trouble Number for satellite feeds: 662-832-5066

CHARTING THE BIG PLAYS

The following chart shows Ole Miss' rushing and passing plays that gained 10 or more yards during the 2004 season.

— RUSHING —						
Player	10-19	20-29	30-39	40-49	50+	Total
Pearson	11	2	2	0	1	16
Abrams	9	0	0	0	0	9
Lane	5	3	0	0	1	9
Jacobs	2	0	0	0	0	2
Pittman	2	0	0	0	0	2
Espy	1	0	0	0	0	1
Flatt	1	0	0	0	0	1
Razzano	1	0	0	0	0	1
Spurlock	1	0	0	0	0	1
OLE MISS	33	5	2	0	2	42
OPPONENTS	37	9	3	2	2	53

— PASSING —						
Player	10-19	20-29	30-39	40-49	50+	Total
Flatt	43	13	3	2	1	62
Spurlock	11	2	1	1	0	15
Lane	4	1	0	0	0	5
OLE MISS	58	16	4	3	1	82
OPPONENTS	36	19	11	0	6	72

—LONGEST RUSHING PLAYS OF 2004—

OLE MISS	
1. Vashon Pearson vs. Vanderbilt (9/18)	54*
2. Robert Lane at Arkansas (11/13)	50
3. Vashon Pearson at Wyoming (9/25)	34
4. Vashon Pearson vs. Arkansas State (10/2)	30
5. Robert Lane at Arkansas (11/13)	25

OPPONENTS	
1. Matt Jones, Arkansas (11/13)	72*
2. Antonio Warren, Arkansas State (10/2)	55*
3. Ray Hudson, Alabama (9/11)	46*
4. Ronnie Brown, Auburn (10/30)	45
5. Syvelle Newton, South Carolina (10/9)	38*

* - touchdown

— RECEIVING —						
Player	10-19	20-29	30-39	40-49	50+	Total
Hill	14	2	0	1	0	17
Flowers	11	3	0	0	1	15
Biddle	4	5	1	1	0	11
Espy	9	2	0	0	0	11
K. Johnson	8	1	1	1	0	11
Jacobs	3	1	0	0	0	4
Pearson	2	0	1	0	0	3
Townsend	3	0	0	0	0	3
Lilly	2	0	0	0	0	2
Rice	0	1	1	0	0	2
Pierce	1	1	0	0	0	2
Razzano	2	0	0	0	0	2
OLE MISS	58	16	4	3	1	82
OPPONENTS	36	19	11	0	6	72

—LONGEST PASS PLAYS OF 2004—

OLE MISS	
1. Ethan Flatt to Bill Flowers vs. Auburn (10/30)	64*
2. Ethan Flatt to Mario Hill at Wyoming (9/25)	45
3. Ethan Flatt to Kerry Johnson vs. Auburn (10/30)	44
4. Micheal Spurlock to Taye Biddle vs. Memphis (9/4)	43
5. Ethan Flatt to Kerry Johnson vs. Tennessee (10/16)	36

OPPONENTS	
1. Jovon Bouknight to Josh Barge, Wyoming (9/25)	69*
2. Nick Noce to Jerome Stegall, Arkansas State (10/2)	59*
3. Syvelle Newton to Michael Flint, South Carolina (10/9)	57
Jason Campbell to Carnell Williams, Auburn (10/30)	57
5. Danny Wimprine to Maurice Avery, Memphis (9/4)	55

* - touchdown

FLOWERS EXTENDS STREAK TO 19: Senior WR **Bill Flowers (Pelham, Ala.)** caught a 14-yard pass from sophomore QB **Ethan Flatt (Nashville, Tenn.)** on the Rebels' first offensive play against Arkansas to extend his streak to 19 straight games with a reception. Flowers missed two games this season against Wyoming (9/25) and Arkansas State (10/2) due to injury, however, games missed due to injury due to not



Senior WR Bill Flowers will enter tonight's game at LSU having caught a pass in 19 consecutive games.

effect streaks. The 19-game streak ties his career long set from Oct. 20, 2001-Dec. 27, 2002. The last game in which Flowers did not catch a pass was in last year's season opener at Vanderbilt. For his career, Flowers has caught at least one pass in 39-of-44 career games played.



Marcus Johnson

CONSECUTIVE STARTS: Entering tonight's game at LSU, Ole Miss will have three players on its offensive line that have made at least 30 consecutive starts. Senior **Marcus Johnson (Coffeerville, Miss.)** has made 46 consecutive starts. He made 39 straight starts at right guard before injuries on the offensive line forced him to move over to right tackle against Vanderbilt on September 18. He made three starts at right tackle before returning to right guard against South Carolina on October 2. Senior **Doug Buckles (Madison, Miss.)** has made 36 consecutive starts on the offensive line, and junior **Tre' Stallings (Magnolia, Miss.)** has drawn 35 straight starts on the offensive line.

OLE MISS FOOTBALL RADIO NETWORK

City	Station	Frequency
Amory	WAFM-FM	95.3 FM
Biloxi	WXBD-AM	1490 AM
Brookhaven	WBKN-FM	92.1 FM
Bruce	WCMR-FM	94.5 FM
Clarksdale	WKDJ-FM	96.5 FM
Cleveland	WCLD-AM	1490 AM
Columbia	WCJU-AM	1450 AM
Columbus	WJWF-AM	1400 AM
Corinth	WXRZ-FM	94.3 FM
Greenville	WIOQ-FM	102.3 FM
Greenwood	WYMX-FM	99.1 FM
Hattiesburg	WFMM-FM	97.3 FM
Hazelhurst	WDXO-FM	100.9 FM
Houston	WCPC-AM	940 AM
Indianola	WNLA-AM	1380 AM
Indianola	WNLA-FM	105.5 FM
Jackson	WFMN-FM	97.3 FM
Lexington, Tenn.	WZLT-FM	99.3 FM
McComb	WAPF-AM	980 AM
Memphis, Tenn.	WHBQ-AM	560 AM
Meridian	WMSO-FM	97.9 FM
Natchez	WKSO-FM	97.3 FM
New Albany	WNAU-AM	1470 AM
Oxford	WQLJ-FM	93.7 FM
Pascagoula	WZZJ-AM	1580 AM
Philadelphia	WHOC-AM	1490 AM
Prentiss	WJDR-FM	98.3 FM
Starkville	WSSO-AM	1230 AM
Talulah, La.	KBYO-AM	104.5 FM
Tupelo	WTUP-AM	1490 AM
Waynesboro	WABO-AM	990 AM
West Point	WROB-AM	1450 AM
Winona	WONA-AM	1570 AM
Yazoo City	WBYP-FM	107.1 FM

2004 REB TALK WITH COACH DAVID CUTCLIFFE RADIO SHOW AFFILIATES

City	Station	Frequency
Biloxi	WXBD-AM	1490 AM
Brookhaven	WBKN-FM	92.1 FM
Clarksdale	WKDJ-FM	96.5 FM
Cleveland	WCLD-AM	1490 AM
Columbia	WCJU-AM	1450 AM
Columbus	WJWF-AM	1400 AM
Greenville	WIOQ-FM	102.3 FM
Greenwood	WYMX-FM	99.1 FM
Hattiesburg	WFMM-FM	97.3 FM
Hazelhurst	WDXO-FM	100.9 FM
Jackson	WFMN-FM	97.3 FM
McComb	WAPF-AM	980 AM
Memphis, Tenn.	WHBQ-AM	560 AM
Meridian	WYMQ-FM	97.9 FM
New Albany	WNAU-AM	1470 AM
New Orleans, La.	WGSO-AM	990 AM
Oxford	WTNM-FM	105.5 FM
Philadelphia	WHOC-AM	1490 AM
Prentiss	WJDR-FM	98.3 FM
Starkville	WSSO-AM	1230 AM
Tupelo	WTUP-AM	1490 AM
Waynesboro	WABO-AM	990 AM
West Point	WROB-AM	1450 AM
Yazoo City	WBYP-FM	107.1 FM

Reb Talk airs every Thursday during the season from 6-7 p.m.

REBEL MISCELLANEOUS STATISTICS

DRIVE EFFICIENCY CHART

QB	Started	TD	FG	FGA	Punt	Downs	TO	Clock	Safety	Points	Effic.
Flatt	79	13	12	3	31	4	12	4	0	127	31.6%
Spurlock	31	3	3	2	20	1	1	1	0	30	19.4%
Lane	13	1	0	1	6	2	2	1	0	7	7.7%
TOTAL	123	17	15	6	57	7	15	6	0	164	26.0%

OPENING DRIVE EFFICIENCY CHART

The following two charts show how the Ole Miss offense and defense fared on its opening series of each half and overtime during the 2004 season:

—OFFENSE—

Half	Drives	TD	FG	FGA	Punt	Downs	TO	Clock	Points	Efficiency
First Half	9	0	1	0	6	0	2	0	3	11.1%
Second Half	9	0	1	1	5	1	1	0	3	11.1%
TOTAL*	18	0	2	1	11	1	3	0	6	11.1%
Overtime	1	0	1	0	0	0	0	0	3	100.0%

—DEFENSE—

Half	Drives	TD	FG	FGA	Punt	Downs	TO	Clock	Points	Efficiency
First Half	9	3	1	0	2	1	2	0	24	44.4%
Second Half	9	2	0	1	4	1	1	0	14	22.2%
TOTAL*	18	5	1	1	6	2	3	0	38	33.3%
Overtime	1	0	0	0	0	1	0	0	0	0.0%

* - Totals for the opening drives of each half do not include overtime possessions.

THIRD/FOURTH DOWN CONVERSION BREAKDOWN

3RD DOWN CONVERSIONS

Yards	Made/Att	Pct.
1-3	15-34	44.1
4-6	8-28	28.6
7-9	5-25	20.0
10+	8-43	18.6
TOTAL	36-130	27.7

4TH DOWN CONVERSIONS

Yards	Made/Att	Pct.
1-3	3-5	60.0
4-6	0-0	0.000
7-9	0-2	0.000
10+	1-4	25.0
TOTAL	4-11	36.4

3RD DOWN CONVERSION DEFENSE

Yards	Made/Att	Pct.
1-3	19-32	59.4
4-6	15-22	68.2
7-9	11-32	34.4
10+	7-45	15.6
TOTAL	52-131	39.7

4TH DOWN CONVERSION DEFENSE

Yards	Made/Att	Pct.
1-3	3-5	60.0
4-6	0-1	0.000
7-9	1-1	1.000
10+	2-5	40.0
TOTAL	6-12	50.0

POINTS OFF TURNOVERS

Takeaways 14, Giveaways 15, Ratio -1

REBELS	46
OPPONENTS	48

QUARTERBACK ROTATION: In the last four games, Ole Miss has used a quarterback rotation, after predominantly using either sophomore **Ethan Flatt** (Nashville, Tenn.) or junior **Micheal Spurlock** (Indianola, Miss.) in the first five games. The Rebels used three quarterbacks — Flatt, Spurlock and red-shirt freshman **Robert Lane** (Monroe, La.) — in three straight games against South Carolina (10/9), Tennessee (10/16) and Auburn (10/30), before using just Flatt and Lane against Arkansas this past Saturday.

Against the Razorbacks, Lane took 34 snaps under

center, rushing nine times for 94 yards, including a season long run of 50 yards, and completed 4-of-13 passes for 42 yards. Flatt had 28 snaps, completing 11-of-21 passes for 126 yards.

In the last four games since Ole Miss began splitting time with the quarterbacks, the Rebels are averaging 361.8 yards of offense per game. Ole Miss averaged 347.8 yards per game in the season's first five games.

The following chart shows the three quarterback's production in the past four games:

Quarterback	Rushing Att-Yds TD	Passing Att-Cmp-Int Yds TD	Total Off. Plys-Yds
Ethan Flatt	11-(-35) 0	88-51-2 712 3	99-677
Robert Lane	30-169 1	27-11-1 111 0	57-280
Micheal Spurlock	11-46 0	9-5-0 35 0	20-81
Totals	52-180 1	124-67-3 858 3	176-1038



Ethan Flatt



Robert Lane



Micheal Spurlock

DEFENSIVE NOTES

- Sophomore LB **Patrick Willis** (Bruceton, Tenn.) recorded a career-high 13 tackles (eight solo) against Arkansas. The 13 tackles was the most by a Rebel player this season.
- The Rebels did not force a turnover for the first time this season against Arkansas last weekend. It was the first time Ole Miss has not recorded a takeaway since last year's SBC Cotton Bowl Classic against Oklahoma State.
- Ole Miss has allowed the opposition to score on its opening drive in 4-of-9 games this season (3 TDs, 1 FG) after Arkansas marched 80 yards in eight plays for a TD this past Saturday.
- The Rebels have allowed a 100-yard rusher in 7-of-9 games this season.
- Ole Miss has not recorded a sack in back-to-back games and has registered one in the last three games.

McBRIDE, JOHNSON RANKS 1-2 IN THE SEC IN PASSES DEFENSED: Sophomore CB Trumaine McBride (Clarksdale, Miss.) and junior CB Travis Johnson (Shannon, Miss.) ranks first and second, respectively, in the SEC in passes defended. McBride is averaging 1.44 passes defended per game in nine games, and Johnson is averaging 1.38 in eight games this season (*see Individual Rebels in the SEC/NCAA Statistics on page 10*).

Both McBride and Johnson recorded two pass deflections in last Saturday's game at Arkansas.

OLIVER, JOHNSON AMONG SEC ACTIVE CAREER DEFENSIVE LEADERS: Entering tonight's game at LSU, senior FS Eric Oliver (Jasper, Ala.) and junior CB Travis Johnson (Shannon, Miss.) both rank among the SEC's active career defensive leaders. Oliver leads all active SEC players in career tackles with 315, 33 more than Georgia senior DE David Pollack with 282. Johnson is third among active SEC players in pass deflections with 30.



Sophomore CB Trumaine McBride leads the SEC in passes defended, averaging 1.44 per game.

2004 SCORING DRIVES

2004 REBEL SCORING DRIVES

vs. MEMPHIS (9/4)					
Started at	Plays	Yards	Time	Result	
Memphis 47	12	39	4:41	FG	
Ole Miss 13	11	58	3:32	FG	
Ole Miss 17	5	83	1:48	TD	

vs. ALABAMA (9/11)					
Started at	Plays	Yards	Time	Result	
Ole Miss 34	10	66	3:57	TD	

vs. VANDERBILT (9/18)					
Started at	Plays	Yards	Time	Result	
Vanderbilt 37	6	15	2:27	FG	
Ole Miss 41	2	59	0:43	TD	
Ole Miss 34	9	58	3:49	FG	
Vanderbilt 39	4	39	1:33	TD	
Ole Miss 27	10	56	4:27	FG	
Vanderbilt 25	4	8	OT	FG	

vs. WYOMING (9/25)					
Started at	Plays	Yards	Time	Result	
Ole Miss 20	10	61	3:26	FG	
Ole Miss 31	14	61	4:33	FG	
Ole Miss 31	4	69	0:44	TD	
Ole Miss 20	9	68	1:29	FG	
Wyoming 46	7	46	2:10	TD	
Ole Miss 25	12	50	3:29	FG	
Ole Miss 20	12	80	1:27	TD	

vs. ARKANSAS STATE (10/2)					
Started at	Plays	Yards	Time	Result	
Ole Miss 5	11	90	4:26	FG	
Ole Miss 44	7	43	1:43	FG	
Ole Miss 27	7	73	2:52	TD	
Arkansas State 18	2	18	0:16	TD	
Arkansas State 20	4	20	1:16	TD	

vs. SOUTH CAROLINA (10/9)					
Started at	Plays	Yards	Time	Result	
Ole Miss 30	11	70	2:47	TD	
South Carolina 7	2	7	1:01	TD	
Ole Miss 24	13	76	5:53	TD	
South Carolina 33	8	26	2:54	FG	
Ole Miss 27	7	73	1:26	TD	

vs. TENNESSEE (10/16)					
Started at	Plays	Yards	Time	Result	
Tennessee 24	3	24	0:50	TD	
Ole Miss 35	8	41	2:56	FG	

vs. AUBURN (10/30)					
Started at	Plays	Yards	Time	Result	
Ole Miss 25	5	75	2:27	TD	
Ole Miss 11	7	89	2:49	TD	

vs. ARKANSAS (11/13)					
Started at	Plays	Yards	Time	Result	
Ole Miss 19	8	65	1:12	FG	

Number of Scoring Drives: 32
 Average Yards Per Scoring Drive: 53.3
 Average Plays Per Scoring Drive: 7.6
 Average TOP Per Scoring Drive: 2:29

Longest Scoring Drive (Yards): 90 (FG) vs. Arkansas St. (10/2)
 Longest Scoring Drive (Plays): 14 (FG) at Wyoming (9/25)
 Longest Scoring Drive (TOP): 5:53 (TD) at South Carolina (10/9)

2004 OPPONENT SCORING DRIVES

MEMPHIS (9/4)					
Started at	Plays	Yards	Time	Result	
Memphis 29	4	71	1:13	TD	
Memphis 20	11	59	4:54	FG	
Memphis 20	11	52	4:05	FG	
Memphis 24	12	76	4:17	TD	

ALABAMA (9/11)					
Started at	Plays	Yards	Time	Result	
Alabama 2	10	98	5:24	TD	
Ole Miss 8	2	8	0:30	TD	
Alabama 34	7	66	3:24	TD	
Alabama 15	5	85	2:31	TD	

VANDERBILT (9/18)					
Started at	Plays	Yards	Time	Result	
Vanderbilt 20	9	61	3:02	FG	
Vanderbilt 20	11	80	5:32	TD	
Vanderbilt 49	4	51	2:09	TD	
Ole Miss 27	6	27	3:04	TD	

WYOMING (9/25)					
Started at	Plays	Yards	Time	Result	
Wyoming 20	5	80	2:49	TD	
Wyoming 20	6	80	2:20	TD	
Wyoming 20	11	62	3:07	FG	
Ole Miss 19	5	9	1:42	FG	
Ole Miss 49	10	32	4:28	FG	
Wyoming 20	3	80	1:25	TD	

ARKANSAS STATE (10/2)					
Started at	Plays	Yards	Time	Result	
Arkansas State 16	3	84	0:51	TD	
Arkansas State 20	8	80	3:24	TD	
Arkansas State 33	3	67	0:41	TD	

SOUTH CAROLINA (10/9)					
Started at	Plays	Yards	Time	Result	
South Carolina 33	5	67	1:38	TD	
South Carolina 20	11	80	3:28	TD	
South Carolina 8	11	92	5:00	TD	
South Carolina 25	6	75	2:37	TD	

TENNESSEE (10/16)					
Started at	Plays	Yards	Time	Result	
Tennessee 22	9	78	3:18	TD	
Tennessee 45	8	55	2:52	TD	
Tennessee 17	9	83	4:03	TD	

vs. AUBURN (10/30)					
Started at	Plays	Yards	Time	Result	
Auburn 1	8	99	3:16	TD	
Auburn 24	4	76	1:58	TD	
Ole Miss 44	4	44	1:41	TD	
Ole Miss 25	3	25	0:32	TD	
Ole Miss 39	5	39	2:19	TD	

vs. ARKANSAS (11/13)					
Started at	Plays	Yards	Time	Result	
Arkansas 20	8	80	2:38	TD	
Arkansas 47	9	53	3:22	TD	
Arkansas 13	3	87	1:14	TD	
Ole Miss 49	8	49	3:23	TD	
Arkansas 35	9	65	4:10	TD	

Number of Scoring Drives: 38
 Average Yards Per Scoring Drive: 64.6
 Average Plays Per Scoring Drive: 7.0
 Average TOP Per Scoring Drive: 2:51

Longest Scoring Drive (Yards): 99 (TD), Auburn (10/30)
 Longest Scoring Drive (Plays): 12 (TD), Memphis (9/4)
 Longest Scoring Drive (TOP): 5:32 (TD), Vanderbilt (9/18)

INDIVIDUAL REBELS IN THE SEC/NCAA STATISTICS

(Through games of November 13, 2004)

—INDIVIDUAL—

Rushing Yards Per Game		Yds/G
1.	Clatrick Fason, Florida (16)	107.0
9.	Vashon Pearson, Ole Miss (81)	71.1
Passing Yards Per Game		Yds/G
1.	Chris Leak, Florida	270.4
5.	Ethan Flatt, Ole Miss	178.1
Pass Efficiency		Eff.
1.	Jason Campbell, Auburn (4)	171.4
10.	Ethan Flatt, Ole Miss (64)	119.8
Total Offense		Yds/G
1.	Chris Leak, Florida (12)	275.6
6.	Ethan Flatt, Ole Miss (82)	172.9
Receptions Per Game		Rec/G
1.	O.J. Small, Florida (40)	5.20
5.	Mario Hill, Ole Miss (85)	4.12
10.	Bill Flowers, Ole Miss	3.71
Punt Returns		Avg
1.	Thomas Flowers, Georgia (4)	17.9
9.	Mike Espy, Ole Miss (89)	5.4
Kickoff Returns		Avg
1.	Mike Espy, Ole Miss (76)	20.3
2.	Xavier Carter, LSU	20.3
Punting		Avg
1.	Jared Cook, Mississippi State (12)	43.9
2.	Cody Ridgeway, Ole Miss (26)	42.6
Scoring		Pts/G
1.	Matt Leach, Florida (37)	7.6
4.	Jonathan Nichols, Ole Miss (75)	6.8
Scoring (Kick)		Pts/G
1.	Matt Leach, Florida	7.6
4.	Jonathan Nichols, Ole Miss	6.8
Field Goals		FG/G
1.	Jonathan Nichols, Ole Miss (8)	1.67
2.	Brian Bostick, Alabama (15)	1.40
Field Goal Percentage		Pct.
1.	Ryan Gaudet, LSU (6-of-7)	85.7
T5.	Jonathan Nichols, Ole Miss (15-of-21)	71.4
PAT Kicking Percentage		Pct.
1.	Matt Leach, Florida (46-of-46)	1.000
	Andy Bailey, Georgia (35-of-35)	1.000
	Brian Bostick, Alabama (32-of-32)	1.000
	Josh Brown, South Carolina (26-of-26)	1.000
	Keith Andrews, Mississippi State (18-of-18)	1.000
	Taylor Begley, Kentucky (16-of-16)	1.000
	Jonathan Nichols, Ole Miss (16-of-16)	1.000
Tackles		Avg/G
1.	Jason Allen, Tennessee	10.3
8.	Charles Clark, Ole Miss	7.1
10.	Rob Robertson, Ole Miss	6.7
Tackles (Linebackers)		Avg/G
1.	Kevin Burnett, Tennessee	9.4
5.	Rob Robertson, Ole Miss	6.7
Tackles (Defensive Backs)		Avg/G
1.	Jason Allen, Tennessee	10.3
5.	Charles Clark, Ole Miss	7.1
Passes Defensed		Avg/G
1.	Trumaine McBride, Ole Miss	1.44
2.	Travis Johnson, Ole Miss	1.38

() — NCAA Ranking



Senior FS Eric Oliver is wearing the late Chucky Mullins' No. 38 this season and enters tonight's game as the SEC's active career leader in tackles with 315.

OLIVER WEARS CHUCKY MULLINS' NO. 38 IN 2004: Senior FS Eric Oliver (Jasper, Ala.) is this year's recipient of the Chucky Mullins Courage Award and as a result is wearing the late Mullins' No. 38. Prior to the honor, Oliver wore No. 26. Oliver led the Rebels in tackles in each of the past two season, recording 129 (80 solo) in 2002 and 104 (73 solo) last season.

SPECIALTY NOTES

- Senior P **Cody Ridgeway (Jackson, Tenn.)** ranks sixth on the Ole Miss career list for punting average, averaging 42.1 yards per punt (*see the Updated Record Book on pages 42-45*).
- Ridgeway ranks second in the SEC in punting, averaging 42.6 yards per punt (*see Rebels in the SEC/NCAA Statistics in the chart on the left*).
- Ridgeway had three punts of at least 50 yards against Arkansas, tying his season high set in the season opener versus Memphis.
- Junior **Mike Espy (Madison, Miss.)** is seventh on the school's career list for punt return yards with 522. He needs 57 yards to tie **Jason Armstead (2001-2002)** for sixth place with 579 (*see the Updated Record Book on pages 42-45*).

ESPY LEADS SEC IN KICKOFF RETURNS: Junior Mike Espy (Madison, Miss.) leads the SEC in kickoff returns, averaging 20.3 yards per return. Espy has returned 18 kickoffs for 366 yards with a long of 44. He also ranks ninth in the SEC in punt returns, averaging 5.4 yards per return on 23 attempts (*see Rebels in the SEC/NCAA Statistics in the chart on the left*).

NICHOLS LEADS SEC IN FIELD GOALS; RANKS THIRD IN SCORING: Senior PK Jonathan Nichols (Greenwood, Miss.) leads the SEC, and ranks eighth nationally, in field goals made, averaging 1.67 per game. He has made 15-of-21 field goal attempts this season after making his lone attempt last Saturday at Arkansas, a 33-yarder just before halftime. Nichols is also fourth in scoring, averaging 6.8 points per game (*see Rebels in the SEC/NCAA Statistics in the chart on the left*).

NICHOLS LOOKS TO MOVE UP SEC CAREER SCORING LIST: Senior PK Jonathan Nichols (Greenwood, Miss.) will enter tonight's game at LSU tied with former Alabama PK Michael Proctor (1987-1990) for sixth place on the SEC's career scoring list with 326 points. The following chart shows the SEC's top career scorers:

Player, School (Years)	No.
1. Billy Bennett, Georgia (2000-2003)	409
2. Jeff Hall, Tennessee (1995-1998)	371
3. Jeff Chandler, Florida (1997-2001)	368
4. Kevin Butler, Georgia (1981-1984)	353
5. Philip Doyle, Alabama (1987-1990)	345
6. Michael Proctor, Alabama (1992-1995)	326
Jonathan Nichols, Ole Miss (2001-present)	326

NICHOLS EXTENDS PAT STREAK: Senior PK Jonathan Nichols (Greenwood, Miss.) will enter tonight's game at LSU with the nation's longest active streak for PATs made with 114. The streak also ranked as the fifth-longest in SEC history. The following chart shows the top active streaks in the nation for PATs made:

Kicker, School	No.
1. Jonathan Nichols, Ole Miss	114
2. Matt Leach, Florida	94
3. Taylor Begley, Kentucky	73
Mike Nugent, Ohio State	73
5. Xavier Beitia, Florida State	72



Senior PK Jonathan Nichols has a streak of 114 consecutive PATs made entering tonight's game at LSU.

OLE MISS IN THE SEC/NCAA STATISTICS

Category	SEC	NCAA
Scoring Offense (19.0 ppg)9	106
Total Offense (354.4 ypg)8	76
Pass Offense (208.6 ypg)7	66
Pass Efficiency (106.2)10	105
Rushing Offense (145.9 ypg)11	69
Sacks Against (17)7	N/A
First Downs (178)9	N/A
3rd-Down Conversions (27.7 pct.)12	N/A
4th-Down Conversions (3-of-10)11	N/A
Red Zone Offense (80.0 pct.)6	N/A
Time of Possession (29:22)9	N/A
Scoring Defense (27.6 ppg)11	72
Total Defense (403.6 ypg)11	86
Pass Defense (225.7 ypg)12	78
Pass Efficiency Defense (127.8)7	73
Rushing Defense (177.9 ypg)9	83
Sacks By (15)8	N/A
Opponent First Downs (183)9	N/A
Opponent 3rd-Down Conversions (39.7 pct.)10	N/A
Opponent 4th-Down Conversions (6-of-12)15	N/A
Red Zone Defense (73.5 pct.)7	N/A
Kickoff Returns (20.7 ypr)3	51
Punt Returns (5.4 ypr)11	69
Punting (37.1 net/p)6	40
Kickoff Coverage (18.1)4	N/A
Turnover Margin (-0.11 pg)8	69
Penalties (59.8 ypg)9	N/A

NICHOLS HOLDS 15 SCHOOL RECORDS: Senior PK Jonathan Nichols (Greenwood, Miss.) will enter tonight's game at LSU with 15 school records to his credit. The following chart shows the 15 Ole Miss records set by Nichols during his career:

- **Scoring (Career)** - 326 (2001-)
- **Scoring (Season)** - 124 (2003)
- **Points Kicking (Career)** - 326 (2001-)
- **Points Kicking (Season)** - 124 (2003)
- **Points Kicking (Game)** - 21, vs. Texas Tech (9/27/2003)
- **PATs Made (Game)** - 8, vs. Louisiana-Monroe (9/13/2003)
- **PATs Made (Career)** - 152 (2001-)
- **PATs Attempted (Career)** - 154 (2001-)
- **Consecutive PATs Made** - 114 (current)
- **Field Goals Made (Game)** - 6, vs. Texas Tech (9/27/2003)*
- **Field Goals Made (Season)** - 24 (2003)
- **50-yard Field Goals (Game)** - 2, vs. Vanderbilt (8/31/2003)
- **50-yard Field Goals (Season)** - 3 (2003)
- **50-yard Field Goals (Career)** - 4 (2001-)

* — Tied SEC record.

—2004 SEASON REVIEW NOTES—

STAFF CHANGES: Ole Miss added two new assistant coaches on head coach David Cutcliffe's staff for the 2004 season. Jay Hopson is serving as the secondary coach and recruiting coordinator after spending the last three years as an assistant at Southern Miss. Hopson replaces Jim Knowles who resigned to become the head coach at Cornell University. Third-year defensive coordinator Chuck Driesbach has returned to coaching the linebackers after coaching the defensive backs last season.

Arlington Nunn also joins Cutcliffe's coaching

staff in 2004 and is serving as the running backs coach. Nunn replaced Ron Middleton, who accepted a position with the NFL's Tampa Bay Buccaneers in February. Prior to coming to Ole Miss, Nunn spent the three seasons coaching the wide receivers at Troy State.

2004 CAPTAINS: Senior OL Doug Buckles (Madison, Miss.), senior WR Kerry Johnson (Oxford, Miss.), senior OL Marcus Johnson (Coffeeville, Miss.), senior DB Eric Oliver (Jasper, Ala.) and senior LB Rob Robertson (Centreville, Miss.) are serving as team captains for the 2004 season.

NICHOLS NAMED TO THE SEC GOOD WORKS TEAM: Senior PK Jonathan Nichols (Greenwood, Miss.) has been named to the 2004 SEC Good Works Team and was featured during Jefferson-Pilot Sports telecast of the Vanderbilt-Ole Miss contest. Nichols participates in "Reading with the Rebels" program in elementary and pre-schools and visits patients at North Mississippi Regional Center. He has also visited senior citizens at Azalea Gardens, has been a mentor at Scott Center and is active in the Fellowship of Christian Athletes (FCA) and Campus Crusade for Christ. Nichols has also been nominated for the National Football Foundation Postgraduate Scholarship.

BOYKIN TWICE EARNS SEC DEFENSIVE LINE-MAN OF THE WEEK ACCOLADES: Junior DT McKinley Boykin (Bessemer, Ala.) has twice earned SEC Defensive Lineman of the Week honors. He received the award following his performance in the Rebels' 26-23 overtime win over Vanderbilt on Sept. 18, registering five solo stops, including two TFLs (-9 yards) and one QB sack (-6 yards). He then again won the award following Ole Miss' 31-28 victory at No. 25 South Carolina on Oct. 9, recording six solo hits. He also had two TFLs (-11 yards) and registered one of the Rebels' four QB sacks on the afternoon.

NICHOLS NAMED SEC SPECIAL TEAMS PLAYER OF THE WEEK: Senior PK Jonathan Nichols (Greenwood, Miss.) was named the Southeastern Conference Special Teams Player of the Week by the conference office following the Wyoming contest on Sept. 25. Nichols totaled 14 points in last Saturday's 37-32 loss to the Cowboys, connecting on 4-of-4 field goal attempts and 2-of-2 PAT tries. Nichols made field goals of 37, 26, 30 and 43 yards en route to becoming the 14th player in SEC history to reach the 300-mark for career points scored.

PEARSON RECORDS THREE STRAIGHT 100-YARD RUSHING GAMES: Junior RB Vashon Pearson (Ripley, Miss.) recorded three straight 100-yard rushing games, earlier this season, against Vanderbilt (9/18), Wyoming (9/25) and Arkansas (10/2) to become the first Ole Miss back to record three consecutive 100-yard rushing performances since Deuce McAllister (1997-2000) recorded five straight to close out the 1999 campaign. During that three-game stretch, Pearson rushed for 379 yards on

62 carries. The following chart shows Pearson's performance in the past five contests:

Opponent (Date)	Att.	Yds	TD	Avg.
Vanderbilt (9/18)	17	111	1	6.5
at Wyoming (9/25)	21	139	0	6.6
Arkansas State (10/2)	24	129	0	5.4
Totals	62	379	1	6.1

ARCHIE MANNING TO RECEIVE 4TH ANNUAL DAVEY O'BRIEN LEGENDS AWARD: Former Ole Miss All-America QB Archie Manning (1968-70) has been selected to be the fourth recipient of the Davey O'Brien Legends Award. He will be honored at the 28th annual Davey O'Brien Awards Dinner on Feb. 21, 2005 at the Fort Worth Club in downtown Fort Worth, Texas. The Davey O'Brien Legends Award recognizes a quarterback who has made a significant contribution to the game of football, distinguished himself as an extraordinary leader, and demonstrates exemplary conduct and reputation both on and off the field. Manning's youngest son, Eli, was the Rebels' starting quarterback from 2001-2003, and helped Ole Miss to a share of the SEC Western Division title in 2003.

SUGAR BOWL ANNOUNCES CREATION OF MANNING AWARD: In honor of the college football accomplishments of Archie, Peyton and Eli Manning, the Sugar Bowl Committee announced the creation of the Manning Award, to be presented annually to the nation's best college quarterback. The first Manning Award recipient will be honored at a presentation ceremony in January. The winner will be determined by a select national panel of media covering college football. Also voting will be each of the Mannings, along with a former Sugar Bowl MVP quarterback, which will rotate annually. Voting for the award will take place immediately following the holiday season.



Junior DL McKinley Boykin has twice earned SEC Defensive Lineman of the Week honors this season.

—2004 SEASON GAME-BY-GAME NOTES—

GAME #1 - MEMPHIS 20, OLE MISS 13

- Ole Miss dropped its season opener for the first time since 1995 as Memphis downed the Rebels 20-13 at Vaught-Hemingway Stadium/Hollingsworth Field ... The loss also snapped the Rebels' streak of 16 consecutive wins in home openers.
- The crowd of 61,112 was the third largest in school history.
- Junior QB **Micheal Spurlock (Indianola, Miss.)** made his first career start.

GAME #2 - ALABAMA 28, OLE MISS 7

- Ole Miss dropped to 0-2 for the first time since 1987 following a 28-7 loss at Alabama.
- QB **Brodie Croyle** completed 14-of-22 passes for 169 yards and two TDs and RB Ray Hudson rushed for 116 yards and a score to lead the Alabama offense.
- Sophomore QB **Ethan Flatt (Nashville, Tenn.)** directed Ole Miss' only scoring drive, marching the Rebels 66 yards in 10 plays capped by his six-yard TD pass to senior TE **Eric Rice (Starkville, Miss.)**.

GAME #3 - OLE MISS 26, VANDERBILT 23 (OT)

- Senior PK **Jonathan Nichols (Greenwood, Miss.)** 35-yard FG in overtime lifted Ole Miss to its first win of 2004 with a 26-23 victory over Vanderbilt in front of 55,824 at Vaught-Hemingway Stadium/Hollingsworth Field ... Nichols made 4-of-6 field goal tries on the afternoon, also making kicks of 40, 26 and 34 yards.
- The Rebels trailed 23-10 after Matthew Tant scored from three yards out with 7:20 left in the third quarter ... The 13-point deficit marked Ole Miss' largest come-from-behind win since rallying from 17 points down to defeat the Commodores 38-27 in Oxford on Dec. 1, 2001.
- Sophomore QB **Ethan Flatt (Nashville, Tenn.)** made his starting debut and connected on 21-of-32 passes for 187 yards ... He was 8-of-10 passing for 64 yards in engineering two fourth-quarter scoring drives to force overtime.
- Junior RB **Vashon Pearson (Ripley, Miss.)** recorded his first career 100-yard rushing game, netting 111 yards on 17 carries, including a 54-yard TD run to give the Rebels a 10-3 lead in the first quarter.

GAME #4 - WYOMING 37, OLE MISS 32

- Ole Miss totaled a season-high 567 yards but committed five turnovers in a 37-32 loss at Wyoming.
- Junior RB **Vashon Pearson (Ripley, Miss.)** rushed for a career-high 139 yards on 21 carries to record his second straight 100-yard rushing effort.
- Junior WR **Mario Hill (Meridian, Miss.)** caught a career-high eight passes for 142 yards to record his first career 100-yard receiving game.
- Senior PK **Jonathan Nichols (Greenwood, Miss.)** made 4-of-4 field goal attempts and both PAT tries to become the 14th player in SEC history to score 300 career points.
- Ole Miss pulled to within 37-32 on junior RB

Brandon Jacobs (Long Beach, Miss.) one-yard TD run with 1:38 left in the game and the Rebels then recovered the ensuing onside kick attempt. However, the Rebels failed to convert on a fourth-and-seven from the Ole Miss 42 to give the ball back to Wyoming with 33 seconds remaining.

GAME #5 - OLE MISS 28, ARKANSAS STATE 21

- Ole Miss converted two second-half turnovers by Arkansas State into 15 points to post a 28-21 Homecoming win over the Indians.
- Junior DE **Jayme Mitchell (Jackson, Miss.)** intercepted a screen pass and returned it 31 yards to set-up a sophomore QB **Ethan Flatt's (Nashville, Tenn.)** nine-yard TD pass to senior FB **Lorenzo Townsend (Monticello, Miss.)** and put the Rebels up 20-14.
- Flatt finished 18-of-24 passing for 179 yards with two TDs and one INT. He also connected with Townsend for an 11-yard TD strike in the second quarter to put the Rebels up 13-7.
- Junior RB **Vashon Pearson (Ripley, Miss.)** notched his third straight 100-yard rushing effort, gaining 129 yards on 24 carries.

GAME #6 - OLE MISS 31, (#25) SOUTH CAROLINA 28

- Sophomore QB **Ethan Flatt (Nashville, Tenn.)** found senior WR **Bill Flowers (Pelham, Ala.)** in the corner of the end zone for a 29-yard TD pass on fourth down with 1:05 remaining to lift Ole Miss to a 31-28 road win over No. 25 (AP) South Carolina.
- The Rebels played all three QBs in the game — Flatt, junior **Micheal Spurlock (Indianola, Miss.)** and redshirt freshman **Robert Lane (Monroe, La.)** ... Lane, in his first career action, scored his first career TD on a five-yard run in the first quarter to put Ole Miss up 14-0.
- Junior RB **Vashon Pearson (Ripley, Miss.)** just missed his fourth straight 100-yard rushing game, netting 96 yards on 21 carries, including scoring on a 17-yard run with 7:24 left in the first half to extend the Ole Miss lead to 21-7.

GAME #7 - (#13/14) TENNESSEE 21, OLE MISS 17

- The announced crowd of 62,028 was the second largest crowd in stadium history, behind the crowd of 62,552 last year against LSU.
- Junior RB **Brandon Jacobs (Long Beach, Miss.)** scored a rushing TD for the fourth straight game when he scored from one-yard out in the second quarter, becoming the first Ole Miss back to score a rushing TD in four consecutive games since Joe Gunn in 2001.
- Sophomore DB **Bryan Brown (Corinth, Miss.)** recorded his first career interception in the fourth quarter when he intercepted Erik Ainge's pass and returned it 34 yards for a TD.
- The Rebels continued to use all three QBs -- sophomore **Ethan Flatt (Nashville, Tenn.)** took 42 snaps, redshirt freshman **Robert Lane (Monroe, La.)** had 16 snaps and junior **Micheal Spurlock (Indianola, Miss.)** had 10.
- Senior PK **Jonathan Nichols (Greenwood, Miss.)** converted both PAT attempts on the evening to extend his school record streak to 112 consecutive PATs

made, which is also the longest active streak in the nation.

GAME #8 - (#3/4) AUBURN 35, OLE MISS 14

- No. 3 Auburn scored the game's final 14 points to pull away from Ole Miss and post a 35-14 win in front of 60,787 at Vaught-Hemingway Stadium/Hollingsworth Field and an ESPN national TV audience ... The crowd of 60,787 was the sixth-largest in stadium history.
- Sophomore QB **Ethan Flatt (Nashville, Tenn.)** completed 12-of-20 passes for 225 yards with two TDs ... He hit senior WR **Bill Flowers (Pelham, Ala.)** for a 64-yard scoring strike in the second quarter to pull the Rebels within 14-7 ... Flatt later connected with junior WR **Taye Biddle (Decatur, Ala.)** on a 25-yard scoring pass early in the fourth quarter to make it 21-14.
- The contest marked the Rebels' third straight game against a ranked opponent ... Ole Miss defeated No. 25 South Carolina 31-28 on Oct. 9 and lost 21-17 to No. 13 Tennessee on Oct. 16.

GAME #9 - ARKANSAS 35, OLE MISS 3


- Arkansas rolled up 297 yards rushing, including 126 yards by senior QB Matt Jones, en route to a 35-3 win over Ole Miss in front of 63,474 at Razorback Stadium in Fayetteville, Ark.
- It marked the first time since a 20-9 loss to LSU on Nov. 11, 2000 in Oxford that the Rebels failed to score a TD in a game.
- Senior PK **Jonathan Nichols (Greenwood, Miss.)** accounted for Ole Miss' only points of the game, making a 33-yard FG just prior to halftime.
- Redshirt freshman QB **Robert Lane (Monroe, La.)** rushed for 94 yards on nine carries, including breaking a season-long 50-yarder.
- The loss makes the Rebels ineligible for a bowl game for the first time since 1996.




Sophomore QB Ethan Flatt has completed 114-of-200 passes for 1,425 yards with six TDs and seven INTs this season.

3 LSU 17 • # 15 OLE MISS 14

Game #11 • November 22, 2003 • Vaught-Hemingway Stadium (62,552) • Oxford, Miss.



Travis Johnson



Justin Wade

Stellar defense, just enough offense and a little good fortune kept LSU in the hunt for a national championship - and No. 15 Ole Miss from clinching its first SEC West title.

The No. 3 Tigers held Eli Manning and the high-scoring Rebels in check for three quarters, then withstood a fourth-quarter rally to earn a 17-14 victory.

Matt Mauck threw two touchdown passes for LSU (10-1, 6-1), which now controls the SEC West race and can clinch its second trip to the conference title game in three years with a victory over Arkansas.


Ole Miss (8-3, 6-1) had its chances to pull off a second straight fourth-quarter comeback

victory.

Jonathan Nichols, who had missed only one of 24 field-goal attempts coming in, was wide right on a 36-yarder that would have tied the game at 17 with 4:15 left.

The Rebels got one last chance with 2:15 left, but Manning was incomplete on three straight passes and on fourth down he was tripped pulling away from center by one of his linemen.

Manning was 16-for-36 for 200 yards with a touchdown



and an interception. He was sacked three times.

Mauck was 16-for-29 for 189 yards, but threw three interceptions that helped keep Ole Miss close while gaining only 98 yards through three quarters.

Travis Johnson picked off Mauck's pass on LSU's first play and returned it 6 yards for a touchdown to give Ole Miss a 7-0 lead.

The Rebels, who came into the game the SEC in scoring at 37 points per game, didn't score again until the fourth quarter.

Mauck found Devery Henderson deep for a 53-yard touchdown strike early in the fourth quarter that put LSU up, 17-7.

FINAL INDIVIDUAL STATISTICS

LSU						
RUSHING	Att	Yds	TD	Lg	Avg	
Justin Vincent	22	105	0	44	4.8	
Joseph Addai	6	36	0	17	6.0	
Shyrone Carey	6	11	0	12	1.8	
Alley Broussard	2	4	0	2	2.0	
Matt Mauck	11	-4	0	13	-0.4	
Totals	47	152	0	44	3.2	
PASSING	Att-Cmp-Int	Yds	TD	Lg	Sck	
Matt Mauck	29-16-3	189	2	53	3	
Totals	29-16-3	189	1	53	3	
RECEIVING	No.	Yds	TD	Lg		
Michael Clayton	9	83	1	20		
Devery Henderson	3	74	1	53		
Skyler Green	2	20	0	11		
Craig Davis	1	12	0	12		
Joseph Addai	1	0	0	0		
Totals	16	189	2	53		
PUNTING	No.	Yds.	Avg.	Lg	I20	
Donnie Jones	7	351	50.1	58	2	
Totals	7	351	50.1	58	2	
PUNT RETURNS	No.	Yds	TD	Lg		
Skyler Green	2	22	0	16		
Shyrone Carey	1	4	0	4		
Totals	3	26	0	16		
KO RETURNS	No.	Yds	TD	Lg		
Devery Henderson	1	16	0	16		
Chris Collins	1	29	0	29		
Totals	2	45	0	29		
INTERCEPTIONS	No.	Yds	TD	Lg		
Corey Webster	1	0	0	0		
Totals	1	0	0	0		

LEADING TACKLER(S): LaRon Landry 6 (3-3), Cameron Vaughan 6 (1-5)
SACKS: (3) Kyle Williams 1.0-9, Marquise Hill 1.0-5, Melvin Oliver 1.0-4

OLE MISS						
RUSHING	Att	Yds	TD	Lg	Avg	
Tremaine Turner	7	27	0	15	3.9	
Vashon Pearson	9	24	0	12	2.7	
Lorenzo Townsend	1	-1	0	0	-1.0	
Eli Manning	4	-23	0	0	-5.8	
Totals	21	27	0	15	1.3	
PASSING	Att-Cmp-Int	Yds	TD	Lg	Sck	
Eli Manning	36-16-1	200	1	43	3	
Totals	36-16-1	200	1	43	3	
RECEIVING	No.	Yds	TD	Lg		
Chris Collins	3	39	0	31		
Bill Flowers	2	74	0	43		
Mike Espy	2	28	0	18		
Brandon Jacobs	2	19	1	10		
Kerry Johnson	2	11	0	9		
Taye Biddle	1	12	0	12		
Rick Razzano	1	9	0	9		
Vashon Pearson	1	6	0	6		
Mario Hill	1	5	0	5		
Tremaine Turner	1	-3	0	0		
Totals	16	200	1	43		
PUNTING	No.	Yds.	Avg.	Lg	I20	
Cody Ridgeway	7	334	47.7	57	2	
Jonathan Nichols	1	13	13.0	13	0	
Totals	8	347	43.4	57	2	
PUNT RETURNS	No.	Yds	TD	Lg		
Mike Espy	4	37	0	16		
Totals	4	37	0	16		
KO RETURNS	No.	Yds	TD	Lg		
Bryan Brown	2	47	0	26		
Chris Collins	2	25	0	14		
Totals	4	72	0	26		
INTERCEPTIONS	No.	Yds	TD	Lg		
Travis Johnson	1	6	1	6		
Von Hutchins	1	3	0	3		
Jayme Mitchell	1	0	0	0		
Totals	3	9	1	6		

LEADING TACKLER(S): Justin Wade 9-4 (13), Charlie Anderson 8-3 (11)
SACKS: (3) Josh Cooper 1.5-26, Daniel Booth 1.0-7, Travis Blanchard 0.5-4

Manning threw high and deep down the side line to Bill Flowers, who made an over the shoulder grab for 43 yards to the LSU 20.

Manning converted on third down again moments later, beating the blitz with a 10-yard flip for a touchdown to Brandon Jacobs that made it 17-14 with 10:51 left.

After an LSU three-and-out, Manning started moving the Rebels again on a drive reminiscent of the one that produced the winning TD against Auburn two weeks ago.

He hit Flowers for 30 yards to get the Rebels to the LSU 40 and a couple of good runs by Tremaine Turner had them at the 18.

That's where the drive stalled and the Rebels brought on Nichols, who missed and LSU held on to the lead.

A record-breaking crowd of 62,552 packed Vaught-Hemingway Stadium for the most anticipated game ever played in Oxford and the Rebels kept them rocking early with Johnson's touchdown.

But LSU took over from there, led by the No. 1 scoring defense in the country.

The Rebel defense was led by senior LB Justin Wade with 13 tackles (nine solo). Senior DE Charlie Anderson was credited with 11 stops (eight solo), including 2.5 TFLs.

SCORING SUMMARY

LSU	3	7	0	7	—	17
Ole Miss	7	0	0	7	—	14

First Quarter			LS-UM
13:54	UM	T. Johnson 6 interception return (Nichols kick)	0-7

6:44	LS	Jackson 45 FG	3-7
15 plays, 52 yards, 7:10 TOP			

Second Quarter			
2:42	LS	Clayton 9 pass from Mauck (Jackson kick)	10-7
6 plays, 71 yards, 2:31 TOP			

Fourth Quarter			
14:50	LS	Henderson 53 pass from Mauck (Jackson kick)	17-7
5 plays, 69 yards, 1:03 TOP			
10:51	UM	Jacobs 10 pass from Manning (Nichols kick)	17-14
9 plays, 76 yards, 3:59 TOP			

FINAL TEAM STATISTICS

	LSU	OLE MISS
First Downs	18	10
Rushing	9	2
Passing	7	7
Penalty	2	1
Rushes-Yards	47-152	21-27
Passing Yards	189	200
Att.-Comp.-Int	29-16-3	36-16-1
Total Plays-Yards	76-341	57-227
Avg. Per Play	4.5	4.0
Fumbles-Lost	0-0	0-0
Penalties-Yards	10-70	4-30
Punts-Average	7-50.1	8-43.4
Punt Returns	3-26	4-37
KO Returns	2-45	4-72
Interceptions	1-0	3-9
Possession Time	35:49	24:11
Third Down Conversions	7-17	4-15
Fourth Down Conversions	0-1	0-1
Sacks By-Yards	3-18	3-37

Ole Miss Rebels

—OFFENSE—

Pos.	No.	Player	Ht.	Wt.	Yr.-Exp.
SE	84	Bill Flowers	6-1	193	Sr.-3L
	87	Mario Hill	6-1	195	Jr.-2L
LT	75	Bobby Harris	6-4	310	Jr.-2L
	50	Darryl Harris	6-3	280	Fr.-RS
LG	62	Doug Buckles	6-5	305	Sr.-3L
	52	James McCoy	6-3	312	So.-JC
C	73	Chris Spencer	6-4	310	Jr.-2L
	65	Tony Bonds	6-4	308	Jr.-2L
RG	76	Marcus Johnson	6-6	320	Sr.-3L
	63	Ryan Jones	6-4	310	Jr.-1L
RT	70	Tre' Stallings	6-4	317	Jr.-2L
	66	Antonio Sanders	6-3	285	So.-SQ
or	77	Marcus Cohen	6-5	290	Fr.-RS
TE	80	Eric Rice	6-3	240	Sr.-3L
	88	Lawrence Lilly	6-4	275	So.-1L
or	83	Jimmy Brooks	6-4	270	Jr.-2L
FL	11	Mike Espy	6-0	195	Jr.-2L
	25	Larry Kendrick	6-0	210	Jr.-JC
	6	Frank Clayton	6-0	183	Fr.-RS
	7	Taye Biddle	6-1 1/2	175	Jr.-2L
QB	19	Ethan Flatt	6-6	218	So.-Sq
	16	Micheal Spurlock	5-11 1/2	200	Jr.-1L
or	15	Robert Lane	6-3	220	Fr.-RS
RB	9	Alan Abrams	6-0	205	Fr.-RS
	24	Vashon Pearson	6-0	205	Jr.-2L
	27	Brandon Jacobs	6-1	235	Jr.-2L
FB	42	Rick Razzano	5-11 1/2	240	Sr.-3L
	33	Lorenzo Townsend	6-2	235	Sr.-1L
	45	Anthony Hobgood	6-2	238	So.-SQ
W	2	Kerry Johnson	6-3	200	Sr.-3L
	23	Matt Pierce	6-1	185	So.-1L

—DEFENSE—

Pos.	No.	Player	Ht.	Wt.	Yr.-Exp.
LE	99	Corvelli Haynes	6-3	255	Jr.-JC
	90	Brandon Jenkins	6-5	280	Fr.-RS
DT	68	McKinley Boykin	6-2	285	Jr.-2L
	98	Chris Herring	6-2	310	Jr.-JC
	91	Andrew Wicker	6-5	280	So.-1L
NT	72	Michael Bozeman	6-2	290	Jr.-2L
	61	Daniel Booth	6-4	281	Sr.-3L
	54	Jeremy Garrett	6-1	270	Fr.-RS
RE	96	Cory Robinson	6-4	260	Sr.-3L
	56	Vicente DeLoach	6-4	245	Fr.-RS
MLB	57	Brian Lester	6-2	246	Sr.-3L
	49	Patrick Willis	6-2	230	So.-1L
SLB	81	Rob Robertson	6-2	230	Sr.-3L
	26	Garry Pack	6-1	220	Fr.-HS
LCB	9	Travis Johnson	6-1	191	Jr.-2L
	28	Nate Banks	5-11	180	Fr.-RS
SS	39	Kelvin Robinson	6-1	220	Jr.-2L
	31	Iroko Ayodele	6-2	205	Sr.-1L
FS	4	Bryan Brown	5-9	195	So.-1L
	38	Eric Oliver	6-2	215	Sr.-3L
WS	20	Charles Clark	6-0	195	So.-1L
	22	Kareem Moore	5-11	210	Fr.-RS
RCB	3	Trumaine McBride	5-10	180	So.-1L
	27	Joshua Braithwaite	6-0	190	Jr.-SQ

—SPECIALIST—

Pos.	No.	Player	Ht.	Wt.	Yr.-Exp.
PK	86	Jonathan Nichols	6-0	180	Sr.-3L
	41	Hunter Bray	6-1	200	So.-SQ
KO	86	Jonathan Nichols	6-0	180	Sr.-3L
	37	Wesley Bryan	6-2 1/2	200	Sr.-SQ
P	97	Cody Ridgeway	6-1 1/2	190	Sr.-3L
	37	Wesley Bryan	6-2 1/2	200	Sr.-SQ
HOLD	97	Cody Ridgeway	6-1 1/2	190	Sr.-3L
	37	Wesley Bryan	6-2 1/2	200	Sr.-SQ
SNAP	64	Sidney McLaurin	6-1 1/2	216	Jr.-1L
	74	Slate Amos	6-6	247	So.-SQ
or	91	Andrew Wicker	6-5	275	So.-1L
KR	25	Larry Kendrick	6-0	210	Jr.-JC
	11	Mike Espy	6-0	195	Jr.-2L
PR	11	Mike Espy	6-0	195	Jr.-2L
	25	Larry Kendrick	6-0	210	Jr.-JC

LSU Tigers

—OFFENSE—

Pos.	No.	Player	Ht.	Wt.	Yr.-Exp.
WR	5	Skyler Green	5-10	195	Jr.-2L
	3	Craig Davis	6-2	195	So.-1L
	23	Xavier Carter	6-2	199	Fr.-HS
LT	76	Andrew Whitworth	6-7	325	Jr.-2L
	77	Peter Dyakowski	6-4	294	So.-SQ
LG	73	Will Arnold	6-4	320	Fr.-RS
	68	Terrell McGill	6-4	325	Jr.-1L
	74	Brett Helms	6-2	275	Fr.-HS
C	64	Rudy Niswanger	6-5	293	Jr.-2L
	59	Doug Planchard	6-3	299	So.-1L
or	63	Ryan Miller	6-6	305	Fr.-HS
RG	71	Nate Livings	6-5	295	Jr.-1L
	68	Terrell McGill	6-4	325	Jr.-1L
RT	75	Brian Johnson	6-4	310	So.-1L
	79	Herman Johnsnn	6-7	371	Fr.-HS
TE	82	David Jones	6-4	260	Jr.-2L
	89	Keith Zinger	6-4	247	So.-1L
WR	80	Dwayne Bowe	6-3	213	So.-1L
	9	Early Doucet	6-0	213	Fr.-HS
	38	Gino Gambelluca	5-9	169	Jr.-1L
QB	12	Marcus Randall	6-2	224	Sr.-2L
	4	JaMarcus Russell	6-5	248	Fr.-RS
	15	Matt Flynn	6-2	230	Fr.-RS
TB	22	Alley Broussard	6-0	233	So.-1L
	25	Justin Vincent	5-10	213	So.-1L
or	10	Joseph Addai	6-0	210	Jr.-2L
FB	18	Jacob Hester	6-0	225	Fr.-HS
	44	Kevin Steltz	5-9	244	Jr.-1L

—DEFENSE—

Pos.	No.	Player	Ht.	Wt.	Yr.-Exp.
LE	84	Marcus Spears	6-4	298	Sr.-3L
	54	Brian West	6-3	261	So.-1L
LT	98	Claude Wroten	6-3	293	Jr.-JC
	72	Glen Dorsey	6-2	300	Fr.-HS
RT	95	Kyle Williams	6-2	295	Jr.-1L
	97	Brandon Washington	6-4	306	Jr.-2L
RE	90	Melvin Oliver	6-3	274	Jr.-2L
	49	Kirston Pittman	6-3	242	So.-1L
SLB	56	Kenneth Hollis	6-0	235	Jr.-RS
	35	Luke Sanders	6-4	225	Fr.-HS
MLB	58	Lionel Turner	6-2	260	Sr.-2L
	51	E.J. Kuale	6-2	225	Jr.-JC
WLB	46	Cameron Vaughn	6-4	237	Jr.-2L
	51	E.J. Kuale	6-2	225	Jr.-JC
or	7	Ali Highsmith	6-1	225	Fr.-HS
LCB	13	Corey Webster	6-0	204	Sr.-3L
	8	Ronnie Prude	5-11	182	Sr.-2L
	21	Chevis Jackson	6-0	185	Fr.-HS
SS	31	Jessie Daniels	5-11	200	So.-1L
	28	Greg Hercules	6-1	195	Sr.-SQ
or	16	Craig Steltz	6-2	205	Fr.-HS
FS	30	LaRon Landry	6-2	187	So.-1L
	28	Greg Hercules	6-1	195	Sr.-SQ
or	26	Nick Child	6-0	165	Fr.-RS
RCB	29	Travis Daniels	6-1	194	Sr.-1L
	37	Daniel Francis	5-11	181	So.-1L

—SPECIALIST—

Pos.	No.	Player	Ht.	Wt.	Yr.-Exp.
PK - FG	41	Chris Jackson	5-11	165	So.-1L
PK - PAT	39	Ryan Gaudet	5-6	155	So.-1L
P	41	Chris Jackson	5-11	165	So.-1L
	85	Brady Dalfrey	6-0	198	Fr.-HS
LS	70	Gant Petty	6-0	205	Fr.-RS
H	15	Matt Flynn	6-2	230	Fr.-RS
	43	Joe Lawrence	6-0	190	Fr.-HS
KR	23	Xavier Carter	6-2	199	Fr.-HS
	10	Joseph Addai	6-0	210	Jr.-2L
	5	Skyler Green	5-10	150	Jr.-2L
PR	5	Skyler Green	5-10	150	Jr.-2L
	13	Craig Webster	6-0	204	Sr.-3L

**ALL-SEC FRESHMAN
CANDIDATE****#9- ALAN
ABRAMS**6-0 • 205 • Fr.-RS • RB
Orlando, Fla. (Apopka)

- Appeared in all nine games, **making starts at running back versus Auburn (10/30) and at Arkansas (11/13)**
- *vs. Memphis (9/4)*: Saw his first career action, rushing twice for -1 yard
- *at Wyoming (9/25)*: Rushed for 52 yards on eight carries
- *vs. Arkansas State (10/2)*: Carried nine times for 42 yards
- *vs. Auburn (10/30)*: Made his first career start at running back ... Set season highs for rushing attempts (11) and rushing yards (59) ... Had a season long rush of 18 yards in the fourth quarter ... Had one catch for four yards to record his first career reception

ABRAMS' CAREER STATISTICS**—RUSHING—**

Year	G-S	Att	Yds	TD	Lg	Avg.
2004	9-2	48	235	0	18	4.9
Total	9-2	48	235	0	18	4.9

—RECEIVING—

Year	G-S	Rec	Yds	TD	Lg	Avg.
2004	9-2	1	4	0	4	4.0
Total	9-2	1	4	0	0	4.0

ABRAMS' CAREER HIGHS

RUSHING ATTEMPTS: 11, vs. Auburn (10/30/2004)
RUSHING YARDS: 59, vs. Auburn (10/30/2004)
LONG RUSH: 18, vs. Auburn (10/30/2004)
RECEPTIONS: 1, vs. Auburn (10/30/2004)
RECEIVING YARDS: 4, vs. Auburn (10/30/2004)
LONG RECEPTION: 4, vs. Auburn (10/30/2004)
CONSECUTIVE GAMES W/RECEPTION: 1, 10/30/2004



Redshirt freshman Alan Abrams has drawn the start at running back in the last two games against Auburn (10/30) and Arkansas (11/13).

**#74- SLATE
AMOS**6-6 • 247 • So.-Sq • OL
Cumming, Ga.
(Forsyth Central)

- Has not seen action this season
- Converted tight end who moved to left tackle in the spring

**#7- TAYE
BIDDLE**6-1 1/2 • 175 • Jr.-2L • WR
Decatur, Ala.
(High)

- Appeared in all nine games, drawing seven starts at flanker ... Did not make starts against Vanderbilt (9/18) or Arkansas State (10/2)
- **Averaging a team-best 19.5 yards per reception, catching 14 passes for 273 yards**
- *vs. Memphis (9/4)*: Caught three passes for 83 yards, including a 43-yarder from Micheal Spurlock to the Memphis 12 in the fourth quarter to help set-up Vashon Pearson's five-yard TD run ... Named Quarterback Club Offensive Player of the Week
- *at South Carolina (10/9)*: Recorded a career-high five receptions for 93 yards, with a long of 29
- *vs. Tennessee (10/16)*: Recorded his first career kickoff return for 12 yards
- *vs. Auburn (10/30)*: Had two receptions for 40 yards ... Caught his first TD pass of the season on a 25-yard reception from Ethan Flatt in the fourth quarter
- *at Arkansas (11/13)*: Caught two passes for 37 yards ... Had a 17-yard reception from redshirt freshman QB Robert Lane on the game's final play to become the 20th player in Ole Miss history to surpass the 1,000-yard mark in career receiving yards

BIDDLE'S CAREER STATISTICS**—RUSHING—**

Year	G-S	Att	Yds	TD	Lg	Avg.
2002	13-1	1	13	0	13	13.0
2004	9-7	1	-10	0	0	-10.0
Total	35-8	2	3	0	13	1.5

—RECEIVING—

Year	G-S	Rec	Yds	TD	Lg	Avg.
2002	13-1	14	282	1	67	20.1
2003	13-0	26	460	4	55	17.7
2004	9-7	14	273	1	43	19.5
Total	35-8	54	1015	6	67	18.8

—KICKOFF RETURNS—

Year	G	Ret	Yds	TD	Lg	Avg.
2004	9	1	12	0	12	12.0
Total	35	1	12	0	12	12.0

—ALL PURPOSE YARDS—

Year	G	Rush	Rec	PR	KR	Total	Avg./G
2002	13	13	282	0	0	295	22.7
2003	13	0	460	0	0	460	35.4
2004	9	-10	273	0	12	275	30.6
Total	35	3	1015	0	12	1030	29.4

—TACKLES—

Year	G	UT	AT	TT	FF
2002	13	2	0	2	0
2003	13	1	0	1	1
2004	9	3	0	3	0
Total	35	6	0	6	1



Junior WR Taye Biddle is averaging a team-best 19.5 yards per reception, having caught 14 passes for 273 yards.

BIDDLE'S CAREER HIGHS

RUSHING ATTEMPTS: 1, twice, vs. Memphis (9/7/2002) and at Alabama (9/11/2004)
RUSHING YARDS: 13, vs. Memphis (9/7/2002)
LONG RUSH: 13, vs. Memphis (9/7/2002)
RECEPTIONS: 5, at South Carolina (10/9/2004)
RECEIVING YARDS: 105, vs. Louisiana-Monroe (9/13/2003)
LONG RECEPTION: 67, vs. Arkansas State (10/12/2002)
TD RECEPTIONS: 2, vs. Alabama (10/18/2003)
CAREER 100-YARD RECEIVING GAMES: 1, vs. UL-Monroe (9/13/2003)
CONSECUTIVE GAMES W/RECEPTION: 9, 10/11/2003-9/4/2004
KICKOFF RETURNS: 1, vs. Tennessee (10/16/2004)
KICKOFF RETURN YARDS: 12, vs. Tennessee (10/16/2004)
LONG RETURN: 12, vs. Tennessee (10/16/2004)
ALL-PURPOSE YARDS: 105, vs. Louisiana-Monroe (9/13/2003)
ALL-PURPOSE PLAYS: 5, at South Carolina (10/9/2004)

**#65- TONY
BONDS**6-4 • 308 • Jr.-2L • C
Russellville, Ala.
(High)

- Appeared in all nine games, making two starts at right guard
- *vs. Vanderbilt (9/18)*: Made his first career start, starting at right guard ... Helped pave the way for junior RB Vashon Pearson's 111-yard rushing effort
- *at Wyoming (9/25)*: Ole Miss generated a season-high 567 yards of total offense ... The Rebels recorded 221 yards rushing, including 139 yards by Pearson in what was his second straight 100-yard rushing performance
- *vs. Arkansas State (10/2)*: Helped Pearson record his third consecutive 100-yard rushing game, netting 129 yards on 24 carries ... The offensive line did not allow a sack
- *at South Carolina (10/9)*: Helped the offensive line not allow a sack for the second straight week
- *vs. Auburn (10/30)*: The Rebels recorded their second-highest offensive output of the season, generating 433 yards of total offense against the nation's fourth-ranked defense



51 - BEN BOYCE

6-2 • 300 • So.-Sq • C
Gonzales, La.
(St. Pauls)

- Only action of the season came last weekend at Arkansas (11/13)



83 - JIMMY BROOKS

6-4 • 270 • Jr.-2L • TE
Ripley, Miss.
(High)

- Appeared in all nine games, drawing two starts at tight end when the Rebels opened in a two, tight-end set against Vanderbilt (9/18) and Arkansas State (10/2)
- vs. *Vanderbilt* (9/18): Started at tight end as Ole Miss opened in a two, tight-end set ... Helped pave the way for junior RB Vashon Pearson's 111-yard rushing effort
- at *Wyoming* (9/25): Ole Miss generated a season-high 567 yards of total offense ... The Rebels recorded 221 yards rushing, including 139 yards by Pearson in what was his second straight 100-yard rushing performance
- vs. *Arkansas State* (10/2): Helped Pearson record his third consecutive 100-yard rushing game, netting 129 yards on 24 carries

BROOKS' CAREER STATISTICS

—RECEIVING—						
Year	G-S	Rec	Yds	TD	Lg	Avg.
2003	13-3	2	13	0	8	6.5
Total	26-4	2	13	0	8	6.5

—DEFENSE—						
Year	G-S	UT	AT	TT	TFL-YDS	Sacks-Yds
2002	4-0	0	1	1	0.5-2	0.5-2
Total	26-4	0	1	1	0.5-2	0.5-2

Year	CF	FR	PD	PRES	INT	BLK
2002	0	0	0	0	0	0
Total	0	0	0	0	0	0

BROOKS' CAREER HIGHS

RECEPTIONS: 1, twice, vs. Texas Tech (9/27/2003) and vs. Arkansas (10/25/2003)
RECEIVING YARDS: 8, vs. Arkansas (10/25/2003)
LONG RECEPTION: 8, vs. Arkansas (10/25/2003)
CONSECUTIVE GAMES W/RECEPTION: 1, 9/27/2003
TACKLES: 1, vs. Memphis (9/7/2002)
TFLs: 0.5, vs. Memphis (9/7/2002)
QB SACKS: 0.5, vs. Memphis (9/7/2002)



ALL-SEC CANDIDATE

62- DOUG BUCKLES

6-5 • 305 • Sr.-3L • OL
Madison, Miss.
(Madison Central)

- Started at left guard in all nine games ... Has made 44 career starts, including 36 straight
- vs. *Memphis* (9/4): Helped the offensive line not allow a sack.
- vs. *Vanderbilt* (9/18): Helped pave the way for junior RB Vashon Pearson's 111-yard rushing effort ... The Ole Miss offense generated a season-high 365 yards of total offense ... Named Quarterback Club Trench Player of the Week

—Buckles continued

- at *Wyoming* (9/25): Ole Miss generated a season-high 567 yards of total offense ... The Rebels recorded 221 yards rushing, including 139 yards by Pearson in what was his second straight 100-yard rushing performance
- vs. *Arkansas State* (10/2): Helped Pearson record his third consecutive 100-yard rushing game, netting 129 yards on 24 carries ... The offensive line did not allow a sack ... Named Quarterback Club Trench Player of the Week
- at *South Carolina* (10/9): Helped the offensive line not allow a sack for the second straight week
- vs. *Auburn* (10/30): The Rebels recorded their second-highest offensive output of the season, generating 433 yards of total offense against the nation's fourth-ranked defense



6- FRANK CLAYTON

6-0 • 183 • Fr.-RS • WR
Stone Mountain, Ga.
(Dunwoody)

- Only action of the season came at Wyoming (9/25)



ALL-SEC CANDIDATE

11 - MIKE ESPY

6-0 • 195 • Jr.-2L • WR
Madison, Miss.
(Madison Central)

- Has appeared in all nine games, drawing starts at flanker against Vanderbilt (9/18) and Arkansas State (10/2)
- Leads the SEC in kickoff returns, averaging 20.3 yards per return ... Is also ninth in the SEC in punt returns, averaging 5.4 yards per return
- Has caught a pass in 12 straight games
- vs. *Memphis* (9/4): Had two receptions for 32 yards ... Also returned two kickoffs for 53 yards and returned one punt for 19 yards to account 104 all purpose yards
- at *Alabama* (9/11): Recorded 97 all purpose yards on a career-high 11 touches ... Had one reception for four yards ... Returned two kickoffs for 62 yards, including a career-long 44-yarder in the fourth quarter, and returned three punts for 31 yards
- at *Wyoming* (9/25): Recorded a career-high 186 all purpose yards on a career-high 11 touches ... Set career highs for kickoff returns (3) and kickoff return yards (74) ... Set season highs for receptions (5) and receiving yards (58) ... Scored his first career rushing TD on a 15-yard end around to pull the Rebels to within 30-22 with 3:09 left in the third quarter ... Also returned two punts for 39 yards
- vs. *Arkansas State* (10/2): Tied a season high for receptions with five for 53 yards
- vs. *Tennessee* (10/16): Tied a career high with three kickoff returns for 48 yards ... Also returned three punts for 22 yards and had one reception for two yards
- vs. *Auburn* (10/30): Caught a season-long 26-yard pass from Robert Lane in the second quarter ... Returned two kickoffs for 35 yards and had three punt returns for -7 yards

ESPY'S CAREER STATISTICS

—RUSHING—

Year	G-S	Att	Yds	TD	Lg	Avg.
2002	13-3	1	6	0	6	6.0
2003	13-13	1	6	0	6	6.0
2004	9-2	3	25	1	15	8.3
Total	35-18	5	37	1	15	8.3

—RECEIVING—

Year	G-S	Rec	Yds	TD	Lg	Avg.
2002	13-3	30	465	3	78	15.5
2003	13-13	30	542	3	58	18.1
2004	9-2	22	217	0	26	9.9
Total	35-18	82	1224	6	78	14.9

—KICKOFF RETURNS—

Year	G	Ret	Yds	TD	Lg	Avg.
2002	13	1	12	0	12	12.0
2003	13	1	24	0	24	24.0
2004	9	18	366	0	44	20.3
Total	35	20	402	0	44	20.1

—PUNT RETURNS—

Year	G	Ret	Yds	TD	Lg	Avg.
2002	13	4	28	0	13	7.0
2003	13	43	369	0	37	8.6
2004	9	23	125	0	24	5.4
Total	35	70	522	0	37	7.5

—ALL PURPOSE YARDS—

Year	G	Rush	Rec	PR	KR	Total	Avg./G
2002	13	6	465	28	12	511	39.3
2003	13	6	542	369	24	941	72.4
2004	9	25	217	125	366	733	81.4
Total	35	37	1224	522	402	2185	62.4

—TACKLES—

Year	G	UT	AT	TT
2002	13	2	1	3
2004	9	1	0	1
Total	35	3	1	4

ESPY'S CAREER HIGHS

RUSHING ATTEMPTS: 1, 5x, MR: at Arkansas (11/13/2004)
RUSHING YARDS: 15, at Wyoming (9/25/2004)
RUSHING TDs: 1, at Wyoming (9/25/2004)
LONGEST RUSH: 15, at Wyoming (9/25/2004)
RECEPTIONS: 6, vs. Texas Tech (9/27/2003)
RECEIVING YARDS: 157, vs. Texas Tech (9/27/2003)
LONG RECEPTION: 78, vs. Vanderbilt (9/21/2002)
TD RECEPTIONS: 1, 5x, MR: vs. Texas Tech (9/27/2003)
CAREER 100-YARD RECEIVING GAMES: 1, vs. Texas Tech (9/27/2003)
CONSECUTIVE GAMES W/RECP: 12, 11/22/2003-present
KICKOFF RETURNS: 3, twice, at Wyoming (9/25/2004) and vs. Tennessee (10/16/2004)
KICKOFF RETURN YARDS: 74, at Wyoming (9/25/2004)
LONG RETURN: 44, at Alabama (9/11/2004)
PUNT RETURNS: 6, twice, at Memphis (9/6/2003) and vs. Arkansas (10/25/2003)
PUNT RETURN YARDS: 72, vs. Alabama (10/18/2003)
LONG RETURN: 37, vs. Alabama (10/18/2003)
ALL-PURPOSE YARDS: 186, at Wyoming (9/25/2004)
ALL-PURPOSE PLAYS: 11, twice, at Wyoming (9/25/2004) and vs. Arkansas State (10/2/2004)



19- ETHAN FLATT

6-6 • 218 • So.-Sq • QB

Nashville, Tenn.

(David Lipscomb)

- Appeared in 8-of-9 games ... Has made seven starts at quarterback

... Did not see action in the season opener versus Memphis (9/4)

- **Ranks fifth in the SEC in passing yards per game (178.1 ypg) and is sixth in total offense (172.9 ypg)**
- **Ranks seventh on the Ole Miss single-season list for average yards per play, averaging 6.32 yards per play (min. 200 plays)**
- **at Alabama (9/11):** Completed 5-of-12 passes for 63 yards after entering the game on the Rebels' second offensive series of the third quarter ... Attempted and completed his first career pass with an eight-yard gain to junior WR Mario Hill ... Engineered Ole Miss' only scoring drive with a 10-play, 66-yard scoring march that resulted in his first career TD pass, a six-yard strike to senior TE Eric Rice ... Named Quarterback Club Offensive Player of the Week
- **vs. Vanderbilt (9/18):** Connected on 21-of-32 passes for 187 yards in making his first career start at quarterback ... Also had four rushes for nine yards, with a long of 13 ... Went 8-of-10 for 64 yards in the fourth quarter while engineering two scoring drives to rally the Rebels from a 23-13 deficit
- **at Wyoming (9/25):** Passed for a career-high 284 yards, completing 19-of-44 passes with four INTs ... Connected with Mario Hill for a career-long 45-yard pass to set-up Brandon Jacobs' two-yard TD run two plays later and pull the Rebels to within 14-12 with 7:38 left in the first half ... The 44 pass attempts was a career high
- **vs. Arkansas State (10/2):** Completed 18-of-24 passes for 179 yards with two TDs and one INT ... Connected with senior FB Lorenzo Townsend on TD passes of 11 and nine yards in recording his first career multi-TD pass game
- **at South Carolina (10/9):** Connected on 18-of-27 passes for 214 yards with one TD ... Hooked up with senior WR Bill Flowers on a 29-yard TD pass on fourth-and-10 with 1:05 remaining for the go ahead TD in a 31-28 win over the Gamecocks
- **vs. Auburn (10/30):** Completed 12-of-20 passes for 225 yards with two TDs ... Two TD passes tied his season high ... Completed a season-long 64-yard pass to senior WR Bill Flowers for a TD in the second quarter ... Later connected with junior WR Taye Biddle on a 25-yard TD pass in the fourth quarter



Sophomore QB Ethan Flatt completed 12-of-20 passes for 225 yards with two TDs against Auburn on Oct. 30.

FLATT'S CAREER STATISTICS

—PASSING—

Year	G-S	Cmp-Att	Pct.	Yds	TD	INT	LP
2004	8-7	114-200	.570	1425	6	7	64
Total	10-7	114-200	.570	1425	6	7	64

Year	G-S	Avg/G	Effic.
2004	8-7	178.1	119.8
Total	10-7	142.5	119.8

—RUSHING—

Year	G-S	Att	Yds	TD	Lg	Avg.
2003	8-7	19	-42	0	13	-2.2
Total	10-7	19	-42	0	13	-2.2

—TOTAL OFFENSE—

Year	G-S	Rush	Pass	Total	TD	Resp.	Avg/G
2004	8-7	-42	1425	1383	6	172.9	
Total	10-7	-42	1425	1383	6	138.3	

FLATT'S CAREER HIGHS

RUSHING ATTEMPTS: 4, 3x, MR: vs. Auburn (10/30/2004)
RUSHING YARDS: 9, vs. Vanderbilt (9/18/2004)
LONGEST RUSH: 13, vs. Vanderbilt (9/18/2004)
COMPLETIONS: 21, vs. Vanderbilt (9/18/2004)
PASSING ATTEMPTS: 44, at Wyoming (9/25/2004)
PASSING YARDS: 284, at Wyoming (9/25/2004)
LONG COMPLETION: 64, vs. Auburn (10/30/2004)
TD PASSES: 2, twice, vs. Arkansas State (10/2/2004) and vs. Auburn (10/30/2004)
TOTAL OFFENSE: 262, at Wyoming (9/25/2004)
TOTAL PLAYS: 46, at Wyoming (9/25/2004)



ALL-SEC CANDIDATE

84- BILL FLOWERS

6-1 • 193 • Sr.-3L • WR

Pelham, Ala.

(High)

- Played in 7-of-9 games, making five starts at split end ... Did not see action in games versus Wyoming (9/25) and Arkansas State (10/2)
- **Has a streak of 19 straight games with a reception, tying his career long ... Has a reception in 39-of-44 career games played**
- **Ranks 10th in the SEC in receptions per game (3.71 rpg)**
- **vs. Vanderbilt (9/18):** Caught a season-high 10 passes for 75 yards ... Named the Quarterback Club Offensive Player of the Week
- **at South Carolina (10/9):** Had four receptions for 64 yards, including the game-winning TD on a 29-yard reception from sophomore Ethan Flatt with 1:05 remaining to lift the Rebels to a 31-28 win over the 25th-ranked Gamecocks ... Named Quarterback Club Offensive Player of the Week
- **vs. Auburn (10/30):** Recorded two receptions for 70 yards, including catching a career-long 64-yard pass for a TD in the second quarter
- **at Arkansas (11/13):** Had five catches for 68 yards to pass Grant Heard (1996-2000) and move into second place on the school's career list for receptions

Career Highlights

- Ranks second on the Ole Miss career list for receptions with 146
- Is sixth on the school's career list for receiving yards with 1,774

FLOWERS' CAREER STATISTICS

—RUSHING—

Year	G-S	Att	Yds	TD	Lg	Avg.
2003	13-1	1	0	0	0	0.0
Total	44-18	1	0	0	0	0.0

—RECEIVING—

Year	G-S	Rec	Yds	TD	Lg	Avg.
2001	11-2	28	315	4	29	11.2
2002	13-10	53	588	3	35	11.1
2003	13-1	39	543	1	59	13.9
2004	7-5	26	328	2	64	12.6
Total	44-18	146	1774	10	64	12.2

—ALL PURPOSE YARDS—

Year	G	Rush	Rec	PR	KR	Total	Avg/G
2001	11	0	315	0	0	315	28.6
2002	13	0	588	0	0	588	45.2
2003	13	0	543	0	0	543	41.8
2004	7	0	328	0	0	328	46.9
Total	44	0	1774	0	0	1774	40.3

FLOWERS' CAREER HIGHS

RUSHING ATTEMPTS: 1, vs. Texas Tech (9/27/2003)
RUSHING YARDS: 0, vs. Texas Tech (9/27/2003)
RECEPTIONS: 11, at Arkansas (10/26/2002)
RECEIVING YARDS: 97, twice, vs. Arkansas (11/3/2001) and at Memphis (9/6/2003)
LONG RECEPTION: 64, vs. Auburn (10/30/2004)
TD RECEPTIONS: 2, vs. Middle Tennessee (10/20/2001)
CONSECUTIVE GAMES W/RECPT: 19, 10/20/2001-12/27/2002
ALL-PURPOSE YARDS: 97, twice, vs. Arkansas (11/3/2001) and at Memphis (9/6/2003)
ALL-PURPOSE PLAYS: 11, at Arkansas (10/26/2002)
TOUCHDOWNS: 2, vs. Middle Tennessee (10/20/2001)



75- BOBBY HARRIS

6-4 • 310 • Jr.-2L • OL

Decatur, Ga.

(Norcross)

- Has appeared in 6-of-9 games ... Missed games versus Alabama (9/11), Vanderbilt (9/18) and Wyoming (9/25) ... **Made five starts at left tackle and one start at right guard**
- **vs. Memphis (9/4):** Drew his first career start, starting at left tackle ... Helped the offensive line not allow a sack
- **vs. Arkansas State (10/2):** Started at right guard, his first career start at that position ... Helped junior RB Vashon Pearson record his third consecutive 100-yard rushing game, netting 129 yards on 24 carries ... The offensive line did not allow a sack
- **at South Carolina (10/9):** Helped the offensive line not allow a sack for the second straight week
- **vs. Auburn (10/30):** The Rebels recorded their second-highest offensive output of the season, generating 433 yards of total offense against the nation's fourth-ranked defense



#50- DARRYL HARRIS

6-3 • 280 • Fr.-RS • OL
Clarksdale, Miss.
(High)

- Has appeared in 4-of-9 games, drawing a start at left tackle against

Alabama (9/11) ... **Had missed five games before returning to action last weekend at Arkansas (11/13)**

- vs. *Memphis* (9/4): Saw his first career action, and helped the offensive line not allow a sack
- at *Alabama* (9/11): Made his first career start, starting at left tackle
- vs. *Vanderbilt* (9/18): Helped pave the way for junior RB Vashon Pearson's 111-yard rushing effort



ALL-SEC CANDIDATE

#87- MARIO HILL

6-1 • 195 • Jr.-2L • WR
Meridian, Miss.
(High)

- Seen action in all nine games, making two starts at split end
- **Team's leading receiver with 33 receptions for 400 yards**
- vs. *Vanderbilt* (9/18): Had six receptions for 75 yards
- at *Wyoming* (9/25): Made his first career start, drawing the start at split end ... Recorded his first career 100-yard receiving game, catching a career-high eight passes for 142 yards ... Had a career-long 45-yard reception from Ethan Flatt to set-up Brandon Jacobs' two-yard TD run two plays later and pull the Rebels to within 14-12 with 7:38 left in the first half ... Named Quarterback Club Offensive Player of the Week
- vs. *Auburn* (10/30): Caught five passes for 46 yards

HILL'S CAREER HIGHS

RECEPTIONS: 8, at Wyoming (9/25/2004)

RECEIVING YARDS: 142, at Wyoming (9/25/2004)

TD RECEPTIONS: 1, twice, vs. Arkansas State (10/11/2003) and at Auburn (11/8/2003)

LONG RECEPTION: 45, at Wyoming (9/25/2004)

CAREER 100-YARD RECEIVING GAMES: 1, vs. Wyoming (9/25/2004)

CONSECUTIVE GAMES W/RECEPTION: 8, 9/4-10/30/2004



Junior WR Mario Hill leads the Rebels with 33 receptions for 400 yards.

HILL'S CAREER STATISTICS

—RECEIVING—

Year	G-S	Rec	Yds	TD	Lg	Avg.
2002	9-0	3	30	0	13	10.0
2003	12-0	13	170	2	22	14.2
2004	9-2	33	400	0	45	12.1
Total	30-2	49	600	2	45	12.2

—TACKLES—

Year	G	UT	AT	TT
2003	12	1	0	1
Total	30	1	0	1



#45- ANTHONY HOBGOOD

6-2 • 238 • So.-Sq • FB
Picayune, Miss.
(High)

- Seen action in all nine games



#85- ROBERT HOUGH

6-4 • 220 • Fr.-RS • TE
Jackson, Miss.
(Provine)

- Seen action in all nine games
- vs. *Vanderbilt* (9/18): Recorded one assisted tackle on kickoff coverage
- at *Wyoming* (9/25): Had one solo tackle on kickoff coverage
- vs. *Auburn* (10/30): Tallied one solo tackle on punt coverage

HOUGH'S CAREER STATISTICS

—SPECIAL TEAMS TACKLES—

Year	G	UT	AT	TT
2004	9	2	1	3
Total	9	2	1	3

HOUGH'S CAREER HIGHS

TACKLES: 1, 3x, MR: vs. Auburn (10/30/2004)

SOLO TACKLES: 1, twice, at Wyoming (9/25/2004) and vs. Auburn (10/30/2004)



#27- BRANDON JACOBS

6-1 • 235 • Jr.-2L • RB
Long Beach, Miss.
(High)

- Has appeared in all nine games, drawing the start at running back versus Vanderbilt (9/18) and Tennessee (10/16)
- **Leads team with five rushing TDs**
- at *Alabama* (9/11): Carried six times for 24 yards, with a long of seven.
- vs. *Vanderbilt* (9/18): Drew his first career start at running back ... Rushed twice for one yard
- at *Wyoming* (9/25): Carried a season-high 10 times for 24 yards, scoring two TDs ... Scored on a two-yard TD run with 7:38 left in the second quarter to pull Ole Miss to within 14-12 ... Later scored on a one-yard TD with 1:38 left in the game to trim the Cowboys' lead to 37-32 ... Also set career highs for receptions (3) and receiving yards (40), and had a career-long 18-yard reception
- vs. *Arkansas State* (10/2): Rushed three times for four yards ... Scored on a three-yard TD run with 14:03 left in the fourth quarter to put the Rebels up 28-14 in the 28-21 win



Junior RB Brandon Jacobs leads the Rebels with five rushing TDs.

— Jacobs continued

- at *South Carolina* (10/9): Rushed three times for 19 yards, including a career-long 17-yard run ... Scored on a two-yard TD run to give the Rebels a 7-0 lead in the 31-28 upset of the 25th-ranked Gamecocks
- vs. *Tennessee* (10/16): Carried seven times for 10 yards ... Scored on a one-yard TD in the second quarter to mark the fourth straight game with a rushing TD
- vs. *Auburn* (10/30): Recorded 40 yards from scrimmage, rushing seven times for 22 yards and catching one pass for 18 yards, tying his season long

JACOBS' CAREER STATISTICS

—RUSHING—

Year	G-S	Rec	Yds	TD	Lg	Avg.
2001	1-0	4	9	0	4	2.3
2002	10-0	8	44	0	12	5.5
2003	13-0	39	123	4	14	3.2
2004	9-2	44	111	5	17	2.5
Total	33-2	95	287	9	17	3.0

—RECEIVING—

Year	G-S	Rec	Yds	TD	Lg	Avg.
2003	13-0	9	63	1	11	7.0
2004	9-2	4	58	0	18	14.5
Total	33-2	13	121	1	18	9.3

—KICKOFF RETURNS—

Year	G	Ret	Yds	TD	Lg	Avg.
2003	13	1	14	0	14	14.0
Total	33	1	14	0	14	14.0

—ALL PURPOSE YARDS—

Year	G	Rush	Rec	PR	KR	Total	Avg./G
2001	1	9	0	0	0	9	9.0
2002	10	44	0	0	0	44	4.4
2003	13	123	63	0	14	200	15.4
2004	9	111	58	0	0	169	21.1
Total	33	287	121	0	14	422	12.8

JACOBS' CAREER HIGHS

RUSHING ATTEMPTS: 11, at Auburn (11/8/2003)

RUSHING YARDS: 35, vs. South Carolina (11/1/2003)

RUSHING TDs: 2, at Wyoming (9/25/2004)

LONG RUSH: 17, at South Carolina (10/9/2004)

RECEPTIONS: 3, at Wyoming (9/25/2004)

RECEIVING YARDS: 40, at Wyoming (9/25/2004)

LONG RECEPTION: 18, twice, at Wyoming (9/25/2004) and vs. Auburn (10/30/2004)

TD RECEPTIONS: 1, vs. LSU (11/22/2003)

CONSECUTIVE GAMES W/RECEPTION: 4, 9/13/2003-10/11/2003

KICKOFF RETURNS: 1, vs. Arkansas (10/25/2003)

KICKOFF RETURN YARDS: 14, vs. Arkansas (10/25/2003)

LONG RETURN: 14, vs. Arkansas (10/25/2003)



#2- KERRY JOHNSON

6-3 • 210 • Sr.-3L • WR
Oxford, Miss.
(High)

- Seen action in all nine games, drawing a start against Auburn (10/30) when the Rebels opened in a three-wide receiver set
- *vs. Memphis (9/4)*: Had three receptions for 29 yards
- *at Wyoming (9/25)*: Caught one pass for a season-long 18 yards
- *vs. Arkansas State (10/2)*: Had four receptions for 32 yards
- *at South Carolina (10/9)*: Recorded a career-high five receptions for 52 yards ... Credited with one rush for one yard
- *vs. Tennessee (10/16)*: Caught two passes for 50 yards, including a season-long 36-yard reception
- *vs. Auburn (10/30)*: Had a career-high 69 yards receiving on four catches ... Caught a career-long 44-yard pass late in the third quarter to set-up Ethan Flatt's 25-yard TD pass to junior WR Taye Biddle ... Named Quarterback Club Offensive Player of the Week

JOHNSON'S CAREER STATISTICS

—RUSHING—

Year	G-S	Att	Yds	TD	Lg	Avg.
2003	12-2	1	-4	0	-4	-4.0
2004	9-1	1	1	0	1	1.0
Total	46-5	2	-3	0	1	-1.5

—RECEIVING—

Year	G-S	Rec	Yds	TD	Lg	Avg.
2002	13-2	15	180	1	37	12.0
2003	13-2	28	399	5	41	14.2
2004	9-1	23	264	0	44	11.5
Total	46-5	66	843	6	44	12.8

—ALL PURPOSE YARDS—

Year	G	Rush	Rec	PR	KR	Total	Avg./G
2002	13	0	180	0	0	180	13.8
2003	13	-4	399	0	0	395	30.4
2004	9	1	264	0	0	265	29.4
Total	46	-3	843	0	0	840	18.3

—TACKLES—

Year	G	UT	AT	TT	FF
2001	11	1	3	4	0
2002	13	3	5	8	0
2003	13	7	2	9	1
2004	9	1	0	1	0
Total	46	12	10	22	1

JOHNSON'S CAREER HIGHS

RUSHING ATTEMPTS: 1, twice, vs. Texas Tech (9/27/2003) and at South Carolina (10/9/2004)
RUSHING YARDS: -4, vs. Texas Tech (9/27/2003)
RECEPTIONS: 5, at South Carolina (10/9/2004)
RECEIVING YARDS: 69, vs. Auburn (10/30/2004)
LONG RECEPTION: 44, vs. Auburn (10/30/2004)
TD RECEPTIONS: 1, 5x, vs. Alabama (10/18/2003)
CONSECUTIVE GAMES W/RECP: 15, 11/9/2002-11/22/2003
TACKLES: 3, vs. Louisiana-Monroe (8/31/2002)



ALL-SEC CANDIDATE

#76- MARCUS JOHNSON

6-6 • 320 • Sr.-3L • OL
Coffeeville, Miss.
(High)

- Selected by his teammates as one of five permanent team captains for the 2004 season
- Has started all nine games, making six starts at right guard and three starts at right tackle ... **Has made starts in all 46 career games**
- *vs. Memphis (9/4)*: Helped the offensive line not allow a sack
- *vs. Vanderbilt (9/18)*: Made his first career start at right tackle ... Helped pave the way for junior RB Vashon Pearson's 111-yard rushing effort
- *at Wyoming (9/25)*: Ole Miss generated a season-high 567 yards of total offense ... The Rebels recorded 221 yards rushing, including 139 yards by Pearson in what was his second straight 100-yard rushing performance ... Named Quarterback Club Trench Player of the Week
- *vs. Arkansas State (10/2)*: Started at right guard, his first career start at that position ... Helped Pearson record his third consecutive 100-yard rushing game, netting 129 yards on 24 carries ... The offensive line did not allow a sack
- *at South Carolina (10/9)*: Helped the offensive line not allow a sack for the second straight week
- *vs. Auburn (10/30)*: The Rebels recorded their second-highest offensive output of the season, generating 433 yards of total offense against the nation's fourth-ranked defense




Senior OL Marcus Johnson has made 45 consecutive starts entering today's game at Arkansas.



#63- RYAN JONES

6-4 • 310 • Jr.-1L • OL
Brandon, Miss.
(Jackson Prep)

- Appeared in 2-of-9 games, seeing action against Wyoming (9/25) and Arkansas (11/13)



#25- LARRY KENDRICK

6-0 • 210 • Jr.-JC • WR/DB
Haines City, Fla.
(High; Florida; Pearl River C.C.)

- Appeared in all nine games
- *vs. Vanderbilt (9/18)*: Recorded one solo tackle
- *at Wyoming (9/25)*: Returned one kickoff for 25 yards
- *vs. Arkansas State (10/2)*: Returned one kickoff for 16 yards
- *at South Carolina (10/9)*: Had two kickoff returns for 62 yards, including a season-long 38 yards
- *vs. Tennessee (10/16)*: Recorded his first career reception, catching one pass for -3 yards ... Recovered a muffed punt at the Tennessee 24 to set-up Ole Miss' first TD in the second quarter ... Named Quarterback Club Special Teams Player of the Week
- *vs. Auburn (10/30)*: Returned one kickoff for 24 yards ... Also had one solo tackle on punt coverage ... Named Quarterback Club Special Teams Player of the Week
- *at Arkansas (11/13)*: Recorded a season-high three receptions for 19 yards ... Also returned one kickoff for 19 yards

KENDRICK'S CAREER STATISTICS

—RECEIVING—

Year	G-S	Rec	Yds	TD	Lg	Avg.
2004	9-0	4	16	0	7	4.0
Total	9-0	4	16	0	7	4.0

—TACKLES—

Year	G	UT	AT	TT	FR
2004	9	4	0	4	1
Total	9	4	0	4	1

—KICKOFF RETURNS—

Year	G	Ret	Yds	TD	Lg	Avg.
2004	9	6	146	0	38	24.3
Total	9	6	146	0	38	24.3

KENDRICK'S CAREER HIGHS

RECEPTIONS: 3, at Arkansas (11/13/2004)
RECEIVING YARDS: 19, at Arkansas (11/13/2004)
CONSECUTIVE GAMES W/RECEPTION: 1, twice, 10/16/2004 and 11/13/2004
KICKOFF RETURNS: 2, at South Carolina (10/9/2004)
KICKOFF RETURN YARDS: 62, at South Carolina (10/9/2004)
LONG RETURN: 38, at South Carolina (10/9/2004)
TACKLES: 2, at South Carolina (10/9/2004)



Senior WR Kerry Johnson had a career-high 69 yards receiving on four catches against Auburn on Oct. 30.

**ALL-SEC FRESHMAN
CANDIDATE****# 15- ROBERT
LANE****6-3 • 220 • Fr.-RS • QB
Monroe, La. (Neville)**

- Seen action in 4-of-9 games
- *at South Carolina (10/9)*: Saw his first career action ... Was 0-of-2 passing ... Had four rushes for 16 yards, with a long of 13 ... Scored his first career TD on a five-yard run in the first quarter to give the Rebels a 14-0 lead in the 31-28 win over the 25th-ranked Gamecocks
- *vs. Tennessee (10/16)*: Led team with 44 yards rushing on seven carries, including a long of 21 to set-up Brandon Jacobs' one-yard TD run in the second quarter ... Completed 2-of-3 passes for 17 yards, with a long of 13 ... Recorded his first career completion with a 13-yard pass to Mario Hill in the first quarter ... Named Quarterback Club Offensive Player of the Week
- *vs. Auburn (10/30)*: Carried a season-high 10 times for 15 yards, with a long of 20 ... Connected on 5-of-9 passes for 52 yards with one interception ... Completed a season-long 26-yard pass to Mike Espy
- *at Arkansas (11/13)*: Led team with a season-high 94 yards rushing on nine carries ... Had a season-long 50-yard run in the third quarter ... Was also 4-of-13 passing for 42 yards to total a season-high 136 yards of total offense ... Named Quarterback Club Offensive Player of the Week

LANE'S CAREER STATISTICS**—PASSING—**

Year	G-S	Cmp-Att	Pct.	Yds	TD	INT	LP
2004	4-0	11-27	.407	111	0	1	26
Total	4-0	11-27	.407	111	0	1	26

Year	G-S	Avg/G	Effic.
2004	4-0	27.8	67.9
Total	4-0	27.8	67.9

—RUSHING—

Year	G-S	Att	Yds	TD	Lg	Avg.
2004	4-0	30	169	1	50	5.6
Total	4-0	30	169	1	50	5.6

—TOTAL OFFENSE—

Year	G-S	Rush	Pass	Total	TD	Resp.	Avg/G
2004	4-0	169	111	280	1	70.0	
Total	4-0	169	111	280	1	70.0	

LANE'S CAREER HIGHS

RUSHING ATTEMPTS: 10, vs. Auburn (10/30/2004)
RUSHING YARDS: 94, at Arkansas (11/13/2004)
LONGEST RUSH: 50, at Arkansas (11/13/2004)
RUSHING TDs: 1, at South Carolina (10/9/2004)
PASSING ATTEMPTS: 13, at Arkansas (11/13/2004)
COMPLETIONS: 5, vs. Auburn (10/30/2004)
PASSING YARDS: 52, vs. Auburn (10/30/2004)
LONG COMPLETION: 26, vs. Auburn (10/30/2004)
TOTAL OFFENSE: 136, at Arkansas (11/13/2004)
TOTAL PLAYS: 22, at Arkansas (11/13/2004)

**# 88- LAWRENCE
LILLY****6-4 • 275 • So.-1L • TE
Montevalo, Ala.
(High)**

- Appeared in all nine games, drawing starts at tight end when the Rebels opened in a two, tight-end set against Vanderbilt (9/18) and Arkansas State (10/2)
- *vs. Vanderbilt (9/18)*: Made his first career start as the Rebels opened in a two tight end set ... Had one reception for 14 yards ... As a blocker, helped pave the way for junior RB Vashon Pearson's 111-yard rushing effort
- *at Wyoming (9/25)*: Tied a career high with two receptions for 18 yards ... As a blocker, helped Ole Miss generate a season-high 567 yards of total offense ... The Rebels recorded 221 yards rushing, including 139 yards by Pearson in what was his second straight 100-yard rushing performance
- *vs. Arkansas State (10/2)*: Helped Pearson record his third consecutive 100-yard rushing game, netting 129 yards on 24 carries

LILLY'S CAREER STATISTICS**—RECEIVING—**

Year	G-S	Rec	Yds	TD	Lg	Avg.
2003	13-0	5	60	2	21	12.0
2004	9-2	3	32	0	14	10.7
Total	22-2	8	92	2	21	11.5

LILLY'S CAREER HIGHS

RECEPTIONS: 2, twice, vs. Oklahoma State (1/2/2004) and at Wyoming (9/25/2004)
RECEIVING YARDS: 30, vs. Oklahoma State (1/2/2004)
LONG RECEPTION: 21, vs. Oklahoma State (1/2/2004)
TD RECEPTIONS: 1, twice, vs. Texas Tech (9/27/2003) and at Mississippi State (11/27/2003)
CONSECUTIVE GAMES W/RECEPTION: 2, 11/27/2003-1/2/2004 and 9/18-9/25/2004

**# 52- JAMES
MCCOY****6-3 • 312 • So.-JC • OL
Moss Point, Miss.
(High; Ole Miss; Gulf Coast C.C.)**

- Has appeared in all nine games
- *vs. Memphis (9/4)*: Saw his first career action ... Helped the offensive line not allow a sack
- *vs. Vanderbilt (9/18)*: Helped pave the way for junior RB Vashon Pearson's 111-yard rushing effort
- *at Wyoming (9/25)*: Ole Miss generated a season-high 567 yards of total offense ... The Rebels recorded 221 yards rushing, including 139 yards by Pearson in what was his second straight 100-yard rushing performance
- *vs. Arkansas State (10/2)*: Helped Pearson record his third consecutive 100-yard rushing game, netting 129 yards on 24 carries ... The offensive line did not allow a sack
- *at South Carolina (10/9)*: Helped the offensive line not allow a sack for the second straight week
- *vs. Auburn (10/30)*: The Rebels recorded their second-highest offensive output of the season, generating 433 yards of total offense against the nation's fourth-ranked defense

**# 24- VASHON
PEARSON****6-0 • 205 • Jr.-2L • RB
Ripley, Miss.
(High)**

- Saw action in all nine games ... Made starts at running back in five games
- **Team's leading rusher with 640 yards on 129 carries with three TDs ... Ranks ninth in the SEC in rushing, averaging 71.1 yards per game**
- *vs. Memphis (9/4)*: Tallied 67 yards from scrimmage, rushing 14 times for 60 yards and catching one pass for seven yards ... Scored on a five-yard run in the fourth quarter
- *vs. Vanderbilt (9/18)*: Recorded his first career 100-yard rushing game, netting 111 yards on 17 carries ... Scored on a 54-yard TD run in the first quarter to give the Rebels a 10-3 lead in the 26-23 overtime victory
- *at Wyoming (9/25)*: Registered his second straight 100-yard rushing game, netting a career-high 139 yards on 21 carries ... Also had one reception for eight yards to record a career-best 147 all purpose yards
- *vs. Arkansas State (10/2)*: Rushed for 129 yards on a career-high 24 carries, with a long of 30, to record his third straight 100-yard rushing effort ... Was the first Ole Miss back to record three straight 100-yard rushing games since Deuce McAllister (1997-2000) registered five straight in 1999 ... Named Quarterback Club Offensive Player of the Week
- *at South Carolina (10/9)*: Netted 96 yards rushing on 21 carries, with a long of 17 ... Scored on a 17-yard TD run in the second quarter to extend the Rebels' lead to 21-7 in the 31-28 win over the 25th-ranked Gamecocks
- *vs. Tennessee (10/16)*: Rushed 13 times for 31 yards ... Had a career-high 45 yards receiving on two receptions, tying his career high ... Had a career-long 32-yard reception from Ethan Flatt in the third quarter

PEARSON'S CAREER STATISTICS**—RUSHING—**

Year	G-S	Att	Yds	TD	Lg	Avg.
2002	11-2	78	236	5	13	3.0
2003	12-0	94	398	4	61	4.2
2004	9-6	129	640	3	54	5.0
Total	32-8	301	1274	12	61	4.2

—RECEIVING—

Year	G-S	Rec	Yds	TD	Lg	Avg.
2002	11-2	6	37	1	15	6.2
2003	12-0	7	80	0	22	11.4
2004	9-6	6	75	0	32	12.5
Total	32-8	19	192	1	32	10.1

—KICKOFF RETURNS—

Year	G	Ret	Yds	TD	Lg	Avg.
2003	12	3	77	0	31	25.7
Total	32	3	77	0	31	25.7

—ALL PURPOSE YARDS—

Year	G	Rush	Rec	PR	KR	Total	Avg/G
2002	11	236	37	0	0	273	21.5
2003	12	398	80	0	77	555	46.2
2004	9	640	75	0	0	715	79.4
Total	32	1274	192	0	77	1543	48.2

—SPECIAL TEAMS TACKLES—

Year	G	UT	AT	TT
2002	11	2	0	2
Total	32	2	0	2



Junior RB Vashon Pearson leads the Rebels with 640 yards rushing.

PEARSON'S CAREER HIGHS

RUSHING ATTEMPTS: 24, vs. Arkansas State (10/2/2004)
RUSHING YARDS: 139, at Wyoming (9/25/2004)
LONGEST RUSH: 61, vs. Texas Tech (9/27/2003)
RUSHING TDs: 2, vs. Vanderbilt (9/21/2002) and vs. Arkansas State (10/12/2002)
CAREER 100-YARD RUSHING GAMES: 3, MR: vs. Arkansas State (10/2/2004)
RECEPTIONS: 2, 4x, MR: vs. Tennessee (10/16/2004)
RECEIVING YARDS: 45, vs. Tennessee (10/16/2004)
LONG RECEPTION: 32, vs. Tennessee (10/16/2004)
TD RECEPTIONS: 1, vs. Memphis (9/7/2002)
CONSECUTIVE GAMES W/RECP: 4, 11/22/2003-9/4/2004
KICKOFF RETURNS: 1, 3x, MR: vs. Louisiana-Monroe (9/13/2003)
KICKOFF RETURN YARDS: 31, at Vanderbilt (8/30/2003)
LONG RETURN: 31, at Vanderbilt (8/30/2003)
ALL-PURPOSE YARDS: 147, at Wyoming (9/25/2004)
ALL-PURPOSE PLAYS: 22, at Wyoming (9/25/2004)
TOUCHDOWNS: 2, twice, vs. Vanderbilt (9/21/2002) and vs. Arkansas State (10/12/2002)



#23- MATT PIERCE

6-1 • 185 • So.-1L • WR
 Mobile, Ala.
 (UMS/Wright Prep)

- Appeared in 8-of-9 games
- at *Alabama* (9/11): Caught his first career pass with a 23-yard reception from Micheal Spurlock in the first quarter
- vs. *Arkansas State* (10/2): Had one receptions for 13 yards ... Also caught a two-point conversion pass from Ethan Flatt following Brandon Jacobs' three-yard TD run to put the Rebels up 28-14 with 14:03 left in the game

PIERCE'S CAREER STATISTICS

—RECEIVING—

Year	G-S	Rec	Yds	TD	Lg	Avg.
2004	8-0	2	36	0	23	18.0
Total	18-0	2	36	0	23	18.0

PIERCE'S CAREER HIGHS

RECEPTIONS: 1, twice, at Alabama (9/11/2004) and vs. Arkansas State (10/2/2004)
RECEIVING YARDS: 23, at Alabama (9/11/2004)
LONG RECEPTION: 23, at Alabama (9/11/2004)
CONSECUTIVE GAMES W/RECEPTION: 1, 9/11/2004



#21- JAMAL PITTMAN

6-2 • 240 • So.-1L • RB
 Columbia, Miss.
 (High)

- Appeared in 2-of-9 games, seeing action in the last two games versus Auburn (10/30) and Arkansas (11/13)
- vs. *Auburn* (10/30): Rushed four times for 30 yards, with a long of 14
- at *Arkansas* (11/13): Had two carries for 14 yards

PITTMAN'S CAREER STATISTICS

—RUSHING—

Year	G-S	Att	Yds	TD	Lg	Avg.
2003	5-0	42	214	1	18	5.1
2004	2-0	6	44	0	14	7.3
Total	7-0	48	258	1	18	5.4

—RECEIVING—

Year	G-S	Rec	Yds	TD	Lg	Avg.
2003	5-0	1	17	0	17	17.0
Total	7-0	1	17	0	17	17.0

—ALL PURPOSE YARDS—

Year	G	Rush	Rec	PR	KR	Total	Avg./G
2003	5	214	17	0	0	231	46.2
2004	2	44	0	0	0	44	22.0
Total	7	258	17	0	0	275	39.3

PITTMAN'S CAREER HIGHS

RUSHING ATTEMPTS: 13, vs. Louisiana-Monroe (8/31/2003)
RUSHING YARDS: 75, vs. Louisiana-Monroe (8/31/2003)
LONGEST RUSH: 18, twice, at Memphis (9/6/2003) and vs. Louisiana-Monroe (8/31/2003)
RUSHING TDs: 1, vs. Louisiana-Monroe (8/31/2003)
RECEPTIONS: 1, vs. Arkansas State (10/11/2003)
RECEIVING YARDS: 17, at Arkansas State (10/11/2003)
LONG RECEPTION: 17, at Arkansas State (10/11/2003)
CONSECUTIVE GAMES W/RECEPTION: 1, 10/11/2003
ALL-PURPOSE YARDS: 75, vs. Louisiana-Monroe (8/31/2003)
ALL-PURPOSE PLAYS: 13, twice, vs. Louisiana-Monroe (8/31/2003) and Arkansas State (10/11/2003)
TOUCHDOWNS: 1, vs. Louisiana-Monroe (8/31/2003)



ALL-SEC CANDIDATE #42- RICK RAZZANO

5-11 1/2 • 240 • Sr.-3L • FB
 Milford, Ohio
 (High)

- Appeared in 8-of-9 games ... Missed the season opener against Memphis (9/4) ... Made seven starts at fullback
- at *Alabama* (9/11): Rushed twice for 20 yards, including a career-long 15-yarder ... Also had one reception for nine yards
- vs. *Vanderbilt* (9/18): Had eight carries for 28 yards, setting career highs for both rushing attempts and rushing yards
- at *Wyoming* (9/25): Caught one pass for eight yards
- vs. *Arkansas State* (10/2): Totaled a season-high 34 yards from scrimmage, rushing four times for eight yards and catching two passes for 26 yards
- vs. *Auburn* (10/30): Had one rush for two yards and caught one pass for 11 yards



Senior FB Rick Razzano is an All-SEC candidate.

RAZZANO'S CAREER STATISTICS

—RUSHING—

Year	G-S	Att	Yds	TD	Lg	Avg.
2001	11-0	4	13	0	5	3.2
2002	13-13	26	60	1	8	2.3
2003	9-2	5	12	0	4	2.4
2004	8-8	15	58	0	15	3.9
Total	41-23	50	143	1	15	2.9

—RECEIVING—

Year	G-S	Rec	Yds	TD	Lg	Avg.
2001	11-0	1	8	0	8	8.0
2002	13-13	23	180	0	20	7.8
2003	9-2	9	55	1	15	6.1
2004	8-8	7	61	0	17	8.7
Total	41-23	40	304	1	20	7.6

—ALL PURPOSE YARDS—

Year	G	Rush	Rec	PR	KR	Total	Avg./G
2001	11	13	8	0	0	21	1.9
2002	13	60	180	0	0	240	18.5
2003	9	12	55	0	0	67	7.4
2004	8	58	61	0	0	119	14.9
Total	41	143	304	0	0	447	10.9

RAZZANO'S CAREER HIGHS

RUSHING ATTEMPTS: 8, at Vanderbilt (9/18/2004)
RUSHING YARDS: 28, at Vanderbilt (9/18/2004)
LONGEST RUSH: 15, at Alabama (9/11/2004)
RUSHING TDs: 1, vs. Memphis (9/7/2002)
RECEPTIONS: 3, 4x, MR: vs. Auburn (11/2/2002)
RECEIVING YARDS: 44, at Texas Tech (9/14/2002)
TD RECEPTIONS: 1, vs. Arkansas (10/25/2003)
LONG RECEPTION: 20, at Texas Tech (9/14/2002)
CONSECUTIVE GAMES W/RECP: 6, 9/7-10/19/2002
ALL-PURPOSE YARDS: 51, at Texas Tech (9/14/2002)
ALL-PURPOSE PLAYS: 8, at Vanderbilt (9/18/2004)
TOUCHDOWNS: 1, twice, vs. Memphis (9/7/2002) and at Arkansas (10/25/2003)



ALL-SEC CANDIDATE
#80- ERIC
RICE
 6-3 • 240 • Sr.-3L • TE
 Starkville, Miss.
 (High)

- Appeared in all nine games, making six starts at tight end ... Did not draw the start against Vanderbilt (9/18), Arkansas State (10/2) or Auburn (10/30)
- *at Alabama (9/11)*: Had a career-high 37 yards receiving on two receptions, including a career-long 31-yarder from Ethan Flatt in the third quarter ... Caught a six-yard TD pass from Flatt in the fourth quarter
- *vs. Vanderbilt (9/18)*: Helped pave the way for junior RB Vashon Pearson's 111-yard rushing effort
- *at Wyoming (9/25)*: Caught one pass for 20 yards ... Ole Miss generated a season-high 567 yards of total offense ... The Rebels recorded 221 yards rushing, including 139 yards by Pearson in what was his second straight 100-yard rushing performance
- *vs. Arkansas State (10/2)*: Helped Pearson record his third consecutive 100-yard rushing game, netting 129 yards on 24 carries

RICE'S CAREER STATISTICS

—RECEIVING—

Year	G-S	Rec	Yds	TD	Lg	Avg.
2000	8-0	1	9	0	9	9.0
2002	13-3	10	88	0	17	8.8
2003	10-7	5	70	1	19	14.0
2004	9-6	4	61	1	31	15.2
Total	40-16	20	228	2	31	11.4

—SPECIAL TEAMS TACKLES—

Year	G	UT	AT	TT
2002	13	1	2	3
Total	40	1	2	3

RICE'S CAREER HIGHS

RECEPTIONS: 3, at Alabama (10/19/2002)
RECEIVING YARDS: 37, at Alabama (9/11/2004)
LONG RECEPTION: 31, at Alabama (9/11/2004)
CONSECUTIVE GAMES W/RCPT: 3, 10/11-10/25/2003



#66- ANTONIO
SANDERS
 6-3 • 285 • So.-Sq • OL
 Memphis, Tenn.
 (Fairley)

- Appeared in 3-of-9 games, **seeing action against South Carolina (10/9), Auburn (10/30), and Arkansas (11/13)**



ALL-SEC CANDIDATE
#73- CHRIS
SPENCER
 6-4 • 310 • Jr.-2L • C
 Madison, Miss.
 (Madison Central)

- Started at center in all nine games
- *vs. Memphis (9/4)*: Helped the offensive line not allow a sack
- *vs. Vanderbilt (9/18)*: Helped pave the way for junior RB Vashon Pearson's 111-yard rushing effort
- *at Wyoming (9/25)*: Ole Miss generated a season-high 567 yards of total offense ... The Rebels recorded 221 yards rushing, including 139 yards



All-SEC candidate, junior C Chris Spencer.

— Spencer continued

- by Pearson in what was his second straight 100-yard rushing performance
- *vs. Arkansas State (10/2)*: Started at right guard, his first career start at that position ... Helped Pearson record his third consecutive 100-yard rushing game, netting 129 yards on 24 carries ... The offensive line did not allow a sack
- *at South Carolina (10/9)*: Helped the offensive line not allow a sack for the second straight week
- *vs. Auburn (10/30)*: The Rebels recorded their second-highest offensive output of the season, generating 433 yards of total offense against the nation's fourth-ranked defense
- *at Arkansas (11/13)*: Earned Quarterback Club Trench Player of the Week honors after helping Ole Miss total 343 yards of offense, including 175 rushing



#16- MICHEAL
SPURLOCK
 5-11 1/2 • 200 • Jr.-1L • QB
 Indianola, Miss.
 (Gentry)

- Appeared in 7-of-9 games, drawing the start at quarterback in the season opener against Memphis (9/4) and at Alabama (9/11) ... **Did not see action against Arkansas State (10/2) or at Arkansas (11/13)**
- *vs. Memphis (9/4)*: Made his first career start ... Completed 11-of-31 passes for 182 yards ... Connected with Taye Biddle on a career-long 43-yard pass in the fourth quarter to set-up Vashon Pearson's 5-yard TD run ... Also had 11 rushes for six yards
- *at Alabama (9/11)*: Was 5-of-15 passing for 54 yards, with a long of 23
- *vs. Vanderbilt (9/18)*: Completed 2-of-3 passes for eight yards and had one rush for four yards
- *at Wyoming (9/25)*: Saw action on the Rebels' last two offensive series ... Completed 7-of-12 passes for 62 yards and had two rushes for 14 yards ... Engineered a 12-play, 80-yard scoring drive that resulted in Brandon Jacobs' one-yard TD run with 1:38 left in the game to pull the Rebels to within 37-32
- *at South Carolina (10/9)*: Completed 2-of-5 passes for 22 yards ... Rushed eight times for 34 yards
- *vs. Tennessee (10/16)*: Rushed three times for 12 yards and completed 2-of-3 passes for four yards
- *vs. Auburn (10/30)*: Completed his only pass attempt for nine yards

SPURLOCK'S CAREER STATISTICS

—PASSING—

Year	G-S	Cmp-Att	Pct.	Yds	TD	INT	LP
2003	2-0	7-8	.875	118	2	0	28
2004	7-2	30-70	.429	341	0	0	43
Total	11-2	37-78	.474	459	2	0	43

Year	G-S	Avg/G	Effic.
2003	2-0	59.0	293.9
2004	7-2	48.7	83.8
Total	11-2	47.4	105.3

—RUSHING—

Year	G-S	Att	Yds	TD	Lg	Avg.
2003	2-0	3	-2	1	1	-0.7
2004	7-2	27	59	0	11	2.2
Total	11-2	30	57	1	11	1.9

—TOTAL OFFENSE—

TD						
Year	G-S	Rush	Pass	Total	Resp.	Avg/G
2003	2-0	-2	118	116	3	58.0
2004	7-2	59	341	400	0	57.1
Total	11-2	57	459	516	3	46.9

SPURLOCK'S CAREER HIGHS

COMPLETIONS: 11, vs. Memphis (9/4/2004)
PASSING ATTEMPTS: 31, vs. Memphis (9/4/2004)
PASSING YARDS: 182, vs. Memphis (9/4/2004)
LONG COMPLETION: 43, vs. Memphis (9/4/2004)
TD PASSES: 1, vs. Louisiana-Monroe (9/13/2003) and vs. Arkansas State (10/11/2003)
RUSHING ATTEMPTS: 11, vs. Memphis (9/4/2004)
RUSHING YARDS: 14, at Wyoming (9/25/2004)
LONG RUSH: 11, at Wyoming (9/25/2004)
RUSHING TDs: 1, vs. Arkansas State (10/11/2003)
TOTAL OFFENSE: 188, vs. Memphis (9/4/2004)
TOTAL PLAYS: 42, vs. Memphis (9/4/2004)



#70- TRE'
STALLINGS
 6-4 • 317 • Jr.-2L • OL
 Magnolia, Miss.
 (South Pike)

- Made starts in all nine games ... Started six games at right tackle and three games at left tackle ... **Has drawn a start in 35 consecutive games**
- *vs. Memphis (9/4)*: Made his first career start at right tackle ... Helped the offensive line not allow a sack
- *vs. Vanderbilt (9/18)*: Started at left tackle where he made 26 straight starts before moving over to the right side in the season opener ... Helped pave the way for junior RB Vashon Pearson's 111-yard rushing effort
- *at Wyoming (9/25)*: Ole Miss generated a season-high 567 yards of total offense ... The Rebels recorded 221 yards rushing, including 139 yards by Pearson in what was his second straight 100-yard rushing performance
- *vs. Arkansas State (10/2)*: Started at right guard, his first career start at that position ... Helped Pearson record his third consecutive 100-yard rushing game, netting 129 yards on 24 carries ... The offensive line did not allow a sack
- *at South Carolina (10/9)*: Helped the offensive line not allow a sack for the second straight week
- *vs. Auburn (10/30)*: The Rebels recorded their second-highest offensive output of the season, generating 433 yards of total offense against the nation's fourth-ranked defense



#33- LORENZO TOWNSEND

6-2 • 235 • Sr.-1L • RB
Monticello, Miss.

(Lawrence Co.; Copiah-Lincoln C.C.)

- Seen action in all nine games, drawing the start at fullback in the season opener versus Memphis (9/4)
- **vs. Vanderbilt (9/18):** Rushed for a career-high 17 yards on a career-high four carries ... Recorded a career-long nine-yard run ... Scored his first career rushing TD on a three-yard run with 8:44 left in regulation to pull the Rebels to within 23-20 in the 26-23 overtime win ... Also had one reception for seven yards
- **at Wyoming (9/25):** Had two catches for 14 yards, including a season-long 12-yard reception
- **vs. Arkansas State (10/2):** Had two receptions for 20 yards ... Caught TD passes of 11 and nine yards ... Also rushed twice for seven yards
- **at Arkansas (11/13):** Had one carry for six yards and recorded two solo tackles on punt coverage

TOWNSEND'S CAREER STATISTICS

—RUSHING—						
Year	G-S	Att	Yds	TD	Lg	Avg.
2003	13-10	10	26	0	6	2.6
2004	9-1	11	41	1	9	3.7
Total	22-11	21	67	1	9	3.7


—RECEIVING—						
Year	G-S	Rec	Yds	TD	Lg	Avg.
2003	13-10	15	148	2	48	9.9
2004	9-1	6	52	2	12	8.7
Total	22-11	21	200	4	48	9.5

—ALL PURPOSE YARDS—						
Year	G	Rush	Rec	PR	KR	Total Avg./G
2003	13	26	148	0	0	174 13.4
2004	9	41	52	0	0	93 10.3
Total	22	67	200	0	0	267 12.1

—TACKLES—				
Year	G	UT	AT	TT
2004	9	2	0	2
Total	22	2	0	2

TOWNSEND'S CAREER HIGHS

RUSHING ATTEMPTS: 4, vs. Vanderbilt (9/18/2004)
RUSHING YARDS: 17, vs. Vanderbilt (9/18/2004)
LONG RUSH: 9, vs. Vanderbilt (9/18/2004)
RECEPTIONS: 3, at Auburn (11/8/2003)
RECEIVING YARDS: 63, at Auburn (11/8/2003)
LONG RECEPTION: 48, at Auburn (11/8/2003)
RECEIVING TDs: 2, vs. Arkansas State (10/2/2004)
CONSECUTIVE GAMES W/RECPT: 5, 8/30/2003-10/4/2003



#43- MARVIN VAUGHAN

5-10 • 205 • Sr.-1L • RB
Canton, Miss.

(Velma Jackson; Holmes C.C.)

- Seen action in all nine games
- **at Wyoming (9/25):** Recorded his first career punt block
- **vs. Auburn (10/30):** Credited with one solo tackle on punt coverage
- **at Arkansas (11/13):** Carried four times for 19 yards, with a long of seven

VAUGHAN'S CAREER STATISTICS

—RUSHING—						
Year	G-S	Att	Yds	TD	Lg	Avg.
2003	11-0	5	23	0	36	4.6
2004	9-0	4	19	0	7	4.8
Total	20-0	9	42	0	36	4.7

—PUNT RETURNS—						
Year	G	Ret	Yds	TD	Lg	Avg.
2004	9	1	21	0	21	21.0
Total	20	1	21	0	21	21.0

—SPECIAL TEAMS TACKLES—						
Year	G	UT	AT	TT	BLK	
2003	11	8	2	10	0	
2004	9	1	0	1	1	
Total	20	9	2	11	1	

VAUGHAN'S CAREER HIGHS

RUSHING ATTEMPTS: 5, vs. Arkansas State (10/11/2003)
RUSHING YARDS: 23, vs. Arkansas State (10/11/2003)
LONG RUSH: 36, vs. Arkansas State (10/11/2003)
TACKLES: 3, vs. Arkansas State (10/11/2003)
SOLO TACKLES: 2, twice, at Florida (10/4/2003) and vs. Arkansas State (10/11/2003)

REBEL DEFENSIVE PLAYER THUMBNAILED



#31- IROKO AYODELE

6-2 • 205 • DB • Sr.-1L
Saucier, Miss.

(Harrison Central; Gulf Coast C.C.)

- Seen action in all nine games
- **vs. Memphis (9/4):** Credited with two solo tackles
- **at Arkansas (11/13):** Credited with one TFL (-1 yard)

AYODELE'S CAREER STATISTICS

—DEFENSE—							
Year	G-S	UT	AT	TT	TFL-Yds	Sacks-Yds	
2003	13-0	11	1	12	0-0	0-0	
2004	9-0	7	0	7	1.0-1	0-0	
Total	22-0	18	1	19	1.0-1	0-0	

Year	CF	FR	PD	PRES	INT	BLK
2003	1	1	0	0	0	0
2004	0	0	0	0	0	0
Total	1	1	0	0	0	0

AYODELE'S CAREER HIGHS

TACKLES: 3, at Vanderbilt (8/30/2003)
SOLO TACKLES: 2, 3x, vs. Memphis (9/4/2004)
TFLs: 1.0, at Arkansas (11/13/2004)



ALL-SEC FRESHMAN CANDIDATE

#28- NATE BANKS

5-11 • 180 • Fr.-RS • DB
Liberty, Miss. (Amite County)

- Saw action in all nine games
- **vs. Memphis (9/4):** Tallied two solo hits in his first career action
- **at Wyoming (9/25):** Recorded a season-high five hits (four solo) and recovered his first career fumble

BANKS' CAREER STATISTICS

—DEFENSE—							
Year	G-S	UT	AT	TT	TFL-Yds	Sacks-Yds	
2004	9-0	9	1	10	0-0	0-0	
Total	9-0	9	1	10	0-0	0-0	

Year	CF	FR	PD	PRES	INT	BLK
2004	0	1	0	0	0	0
Total	0	1	0	0	0	0

BANKS' CAREER HIGHS

TACKLES: 5, at Wyoming (9/28/2004)
SOLO TACKLES: 4, at Wyoming (9/28/2004)



**#61- DANIEL
BOOTH**
6-4 • 281 • DL • Sr.-3L
Amory, Miss.
(High)

- Appeared in 6-of-9 games ... Did not see action versus Memphis (9/4), Alabama (9/11) and Wyoming (9/25)
- vs. *Vanderbilt* (9/18): Credited with one solo tackle
- vs. *Auburn* (10/30): Registered one solo tackle


BOOTH'S CAREER STATISTICS
—DEFENSE—

Year	G-S	UT	AT	TT	TFL-YDS	Sacks-Yds
2001	8-0	0	7	7	0-0	0-0
2002	12-1	7	7	14	0.5-1	0-0
2003	13-12	7	14	21	2.5-16	1.5-9
2004	6-0	2	0	2	0-0	0-0
Total	39-13	16	28	44	3.0-17	1.5-9

Year	CF	FR	PD	PRES	INT	BLK
2001	0	0	0	0	0	0
2002	0	1	0	0	0	0
2003	0	0	0	3	0	0
Total	0	1	0	3	0	0

BOOTH'S CAREER HIGHS

TACKLES: 4, vs. Middle Tennessee (10/20/2001), and at LSU (11/23/2002)
SOLO TACKLES: 2, 3x, MR: vs. Mississippi State (11/28/2002)
TFLs: 1.0, vs. LSU (11/22/2003)
QB SACKS: 1.0, vs. LSU (11/22/2003)
QB PRESSURES: 1, 3x, MR: vs. Arkansas (10/25/2003)



ALL-SEC CANDIDATE
**#68- MCKINLEY
BOYKIN**
6-2 • 285 • DL • Jr.-2L
Bessemer, Ala.
(McAdory)

- Appeared in all nine games, drawing eight starts ... Started seven games at defensive tackle and one at nose tackle
- **Leads team with 8.5 TFLs (-25 yards)**
- at *Alabama* (9/11): Credited with a season-high six hits (five solo), including 2.0 TFLs (-3 yards)
- vs. *Vanderbilt* (9/18): Credited with five solo stops, including two TFLs (-9 yards) and one QB sack (-6 yards) in the 26-23 overtime victory ... Helped the Rebel defense record six QB sacks ... Named the Quarterback Club Defensive Player of the Week ... Earned SEC Defensive Lineman of the Week honors
- at *South Carolina* (10/9): Credited with six solo stops, tying his season high, including two TFLs (-11 yards) and one QB sack (-5 yards) ... Earned SEC Defensive Lineman of the Week honors for the second time ... Garnered Quarterback Club Trench Player of the Week accolades
- vs. *Auburn* (10/30): Tied a season high with six tackles (five solo), including one TFL (-1 yard) ... Also recovered his first career fumble ... Named Quarterback Club Trench Player of the Week

BOYKIN'S CAREER STATISTICS
—DEFENSE—

Year	G-S	UT	AT	TT	TFL-YDS	Sacks-Yds
2002	12-0	19	29	48	1.0-3	0.5-1
2003	11-3	17	20	37	4.0-8	0-0
2004	9-8	28	4	32	8.5-25	2.0-11
Total	32-11	64	53	117	13.5-36	2.5-12

Year	CF	FR	PD	PRES	INT	BLK
2002	0	0	0	8	0	0
2003	0	0	3	6	0	0
2004	0	1	0	0	0	0
Total	0	1	3	14	0	0

BOYKIN'S CAREER HIGHS

TACKLES: 7, twice, vs. Auburn (11/2/2002) and at Georgia (11/9/2002)
SOLO TACKLES: 6, at South Carolina (10/9/2004)
TFLs: 3.0, vs. Arkansas State (10/11/2003)
PASSES DEFENSED: 1, 3x, MR: vs. Arkansas State (10/11/2003)
QB SACKS: 1.0, twice, vs. Vanderbilt (9/18/2004) and at South Carolina (10/9/2004)
QB PRESSURES: 2, 5x, MR: vs. South Carolina (11/1/2003)



**#72- MICHAEL
BOZEMAN**
6-2 • 290 • DL • Jr.-2L
Hawkinsville, Ga.
(High)

- Appeared in 8-of-9 games, drawing eight starts ... Made seven starts at nose tackle and one start at defensive tackle ... Did not see action versus Vanderbilt (9/18)
- **Tied for the team lead with three QB pressures**
- vs. *Memphis* (9/4): Tied a career high with six hits (two solo), including one TFL (-1 yard) ... Named Quarterback Club Trench Player of the Week
- at *Alabama* (9/11): Had three solo stops, and one forced fumble
- vs. *Arkansas State* (10/2): Credited with three hits (two solo), including a career-high two TFLs (-14 yards) ... Also credited with his first career solo sack and had two QB pressures
- at *South Carolina* (10/9): Tallied two hits (one solo) and was credited with a 0.5 sack (-7 yards)
- vs. *Tennessee* (10/16): Credited with five stops (three solo), including one TFL (-2 yards)
- vs. *Auburn* (10/30): Recorded three stops (two solo), including tying a career-high with two TFLs (-3 yards)

BOZEMAN'S CAREER STATISTICS
—DEFENSE—

Year	G-S	UT	AT	TT	TFL-YDS	Sacks-Yds
2002	4-0	1	2	3	1.0-2	0-0
2003	12-0	16	18	34	3.0-10	0.5-4
2004	8-8	17	6	23	7.0-28	1.5-18
Total	24-8	34	26	60	11.0-40	2.0-22

Year	CF	FR	PD	PRES	INT	BLK
2002	0	0	0	0	0	0
2003	1	0	0	2	0	0
2004	1	0	0	3	0	0
Total	2	0	0	5	0	0

BOZEMAN'S CAREER HIGHS

TACKLES: 6, twice, at Vanderbilt (8/30/2003) and vs. Memphis (9/4/2003)
SOLO TACKLES: 4, at Vanderbilt (8/30/2003)
TFLs: 2.0, twice, vs. Arkansas State (10/2/2004) and vs. Auburn (10/30/2004)
QB SACKS: 1.0, vs. Arkansas State (10/2/2004)
QB PRESSURE: 2, vs. Arkansas State (10/2/2004)



**#27- JOSHUA
BRAITHWAITE**
6-0 • 190 • Jr.-Sq • DB
Chicago, Ill.
(Farragut Academy)

- Has not seen action



**#4- BRYAN
BROWN**
5-9 • 195 • So.-1L • DB
Corinth, Miss.
(High)

- Appeared in 8-of-9 games ... Did not play at Alabama (9/11)
- vs. *Vanderbilt* (9/18): Returned two kickoffs for 65 yards, including a career-long 37-yarder
- vs. *Arkansas State* (10/2): Credited with a solo stop ... Also returned one kickoff for 11 yards
- at *South Carolina* (10/9): Recorded one assisted tackle
- vs. *Tennessee* (10/16): Recorded his first career interception and returned it 34 yards for a TD to give the Rebels a 17-14 lead with 11:01 remaining in the game ... Named Quarterback Club Defensive Player of the Week
- vs. *Auburn* (10/30): Recorded a season-high two solo stops

BROWN'S CAREER STATISTICS
—DEFENSE—

Year	G-S	UT	AT	TT	TFL-YDS	Sacks-Yds
2003	13-2	6	4	10	0-0	0-0
2004	8-0	3	1	4	0-0	0-0
Total	21-2	9	5	14	0-0	0-0

Year	CF	FR	PD	PRES	INT	BLK
2003	0	0	1	0	0	0
2004	0	0	0	0	0	0
Total	0	0	1	0	0	0

—PUNT RETURNS—

Year	G	Ret	Yds	TD	Lg	Avg.
2003	13	6	40	0	6.7	22
Total	21	6	40	0	6.7	22

—KICKOFF RETURNS—

Year	G	Ret	Yds	TD	Lg	Avg.
2003	13	8	181	0	36	22.6
2004	8	3	76	0	37	25.3
Total	21	11	257	0	37	23.4

BROWN'S CAREER HIGHS

TACKLES: 3, at Memphis (9/6/2003)
SOLO TACKLES: 2, twice, at Vanderbilt (8/30/2003) and vs. Auburn (10/30/2004)
PASSES DEFENSED: 1, vs. Arkansas State (10/11/2003)
PUNT RETURNS: 3, vs. Arkansas State (10/11/2003)
PUNT RETURN YARDS: 28, at Vanderbilt (8/30/2003)
LONG RETURN: 22, at Vanderbilt (8/30/2003)
KICKOFF RETURNS: 6, vs. South Carolina (11/1/2003)
KICKOFF RETURN YARDS: 134, vs. South Carolina (11/1/2003)
LONG RETURN: 37, vs. Vanderbilt (9/18/2004)



#20- CHARLES CLARK

6-0 • 195 • So.-1L • DB
Green Cove Springs, Fla.
(Clay County)

- Started at weak safety in all nine games
- Team's leading tackler with 64 hits (49 solo) ... Ranks fifth among SEC defensive backs in tackles, averaging 7.1 per game ... Is eighth overall in the SEC in tackles
- vs. *Memphis* (9/4): Recorded seven tackles (five solo)
- at *Alabama* (9/11): Credited with eight hits (five solo) ... Also recorded his first career fumble recovery
- at *Wyoming* (9/25): Registered 11 stops (six solo) ... Named Quarterback Club Defensive Player of the Week
- vs. *Arkansas State* (10/2): Recorded six stops (five solo), tying for the team high and also recorded one pass deflection
- at *South Carolina* (10/9): Tallied four hits (two solo) and one pass deflection
- vs. *Tennessee* (10/16): Led team with nine solo tackles
- vs. *Auburn* (10/30): Recorded four hits (three solo) and was credited with one pass deflection
- at *Arkansas* (11/13): Made a career-high 12 tackles (10 solo) ... Was also credited with a career-high 1.5 TFLs (-1 yard)

CLARK'S CAREER STATISTICS

—DEFENSE—						
Year	G-S	UT	AT	TT	TFL-YDS	Sacks-Yds
2003	13-0	12	5	17	1.0-5	1.0-5
2004	9-9	49	15	64	1.5-1	0-0
Total	22-9	61	20	81	2.5-6	1.0-5

Year	CF	FR	PD	PRES	INT	BLK
2003	0	0	4	0	0	0
2004	0	1	3	0	0	0
Total	0	1	7	0	0	0

CLARK'S CAREER HIGHS

TACKLES: 12, at Arkansas (11/13/2004)
SOLO TACKLES: 10, at Arkansas (11/13/2004)
PASSES DEFENSED: 2, at Vanderbilt (8/30/2003)
TFLs: 1.5, at Arkansas (11/13/2004)
SACKS: 1.0, at Auburn (11/8/2003)



Sophomore WS Charles Clark leads the Rebels with 64 tackles.



#92- DEDRICK CLARK

6-4 • 286 • So.-Sq • DE
Pontotoc, Miss.
(High)

- Saw his first action of the season last weekend at Arkansas (11/13)
- at *Arkansas* (11/13): Credited with one assisted tackle

CLARK'S CAREER STATISTICS

—DEFENSE—						
Year	G-S	UT	AT	TT	TFL-YDS	Sacks-Yds
2003	2-0	1	1	2	0-0	0-0
2004	1-0	0	1	1	0-0	0-0
Total	3-0	1	2	3	0-0	0-0

Year	CF	FR	PD	PRES	INT	BLK
2003	0	0	0	0	0	0
2004	0	0	0	0	0	0
Total	0	0	0	0	0	0

CLARK'S CAREER HIGHS

TACKLES: 1, 3x, MR: at Arkansas (11/13/2004)
SOLO TACKLES: 1, vs. Arkansas State (10/11/2003)



#56- VICENTE DeLOACH

6-4 • 245 • Fr.-RS • DE
Columbus, Miss.
(High)

- Only action of the season came last weekend at Arkansas (11/13)
- at *Arkansas* (11/13): Saw his first career action ... Recorded three tackles (two solo), including a 0.5 TFL (-1 yard)

DeLOACH'S CAREER STATISTICS

—DEFENSE—						
Year	G-S	UT	AT	TT	TFL-YDS	Sacks-Yds
2004	1-0	2	1	3	0.5-1	0-0
Total	1-0	2	1	3	0.5-1	0-0

Year	CF	FR	PD	PRES	INT	BLK
2004	0	0	0	0	0	0
Total	0	0	0	0	0	0

DeLOACH'S CAREER HIGHS

TACKLES: 3, at Arkansas (11/13/2004)
SOLO TACKLES: 2, at Arkansas (11/13/2004)
TFLs: 0.5, at Arkansas (11/13/2004)



#54- JEREMY GARRETT

6-1 • 270 • Fr.-RS • DL
Senatobia, Miss.
(High)

- Appeared in 4-of-9 games ... Played in games against Alabama (9/11), Vanderbilt (9/18), Wyoming (9/25) and Arkansas (11/13)
- at *Alabama* (9/11): Saw his first career action ... Credited with one solo tackle
- vs. *Vanderbilt* (9/18): Recorded a season-high three solo hits
- at *Arkansas* (11/13): Credited with a 0.5 TFL

GARRETT'S CAREER STATISTICS

—DEFENSE—						
Year	G-S	UT	AT	TT	TFL-YDS	Sacks-Yds
2004	4-0	5	2	7	0.5-0	0-0
Total	4-0	5	2	7	0.5-0	0-0

Year	CF	FR	PD	PRES	INT	BLK
2004	0	0	0	0	0	0
Total	0	0	0	0	0	0

GARRETT'S CAREER HIGHS

TACKLES: 3, vs. Vanderbilt (9/18/2004)
SOLO TACKLES: 3, vs. Vanderbilt (9/18/2004)



#35- EDWIN GELIN

6-2 • 191 • Fr.-RS • DB
Miami, Fla.
(Hialeah)

- Appeared in 5-of-9 games ... Missed games versus Memphis (9/4), Alabama (9/11), Vanderbilt (9/18) and Auburn (10/30)
- vs. *Arkansas State* (10/2): Credited with one solo tackle

GELIN'S CAREER STATISTICS

—DEFENSE—						
Year	G-S	UT	AT	TT	TFL-YDS	Sacks-Yds
2004	5-0	1	0	1	0-0	0-0
Total	5-0	1	0	1	0-0	0-0

Year	CF	FR	PD	PRES	INT	BLK
2003	0	0	0	0	0	0
Total	0	0	0	0	0	0

GELIN'S CAREER HIGHS

TACKLES: 1, vs. Arkansas State (10/2/2004)



#99- CORVELLI HAYNES

6-3 • 255 • Jr.-JC • DE
Cleveland, Miss.
(Eastside; Miss. Delta C.C.)

- Appeared in all nine games
- vs. *Memphis* (9/4): Recorded one solo stop in his Rebel debut
- at *Alabama* (9/11): Tallied a season-high four hits (three solo), including 1.0 TFL (-4 yards)
- at *Wyoming* (9/25): Recorded his first career QB sack (-10 yards)
- at *Arkansas* (11/13): Credited with one assisted tackle and blocked a 28-yard field goal attempt in the fourth quarter

HAYNES' CAREER STATISTICS

—DEFENSE—						
Year	G-S	UT	AT	TT	TFL-YDS	Sacks-Yds
2004	9-0	8	3	11	2.0-14	1.0-10
Total	9-0	8	3	11	2.0-14	1.0-10

Year	CF	FR	PD	PRES	INT	BLK
2004	0	0	0	0	0	1
Total	0	0	0	0	0	1

HAYNES' CAREER HIGHS

TACKLES: 4, at Alabama (9/11/2004)
SOLO TACKLES: 3, at Alabama (9/11/2004)
TFL: 1.0, twice, at Alabama (9/11/2004) and at Wyoming (9/25/2004)
QB SACKS: 1.0, at Wyoming (9/25/2004)



98- CHRIS HERRING

6-2 • 310 • Jr.-JC • DL

Courtland, Miss.

(South Panola; Ole Miss; NWCC)

- Appeared in 5-of-9 games ... Did not see action versus Vanderbilt (9/18), Wyoming (9/25), Arkansas State (10/2) and South Carolina (10/9)
- vs. *Memphis* (9/4): Recorded three stops (one solo), including one TFL (-4 yards)
- at *Alabama* (9/11): Tallied two stops
- vs. *Tennessee* (10/16): Returned to action after missing four games and recorded one TFL (-2 yards)

HERRING'S CAREER STATISTICS —DEFENSE—

Year	G-S	UT	AT	TT	TFL-YDS	Sacks-Yds
2002	9-0	6	4	10	1.0-3	0.5-3
2004	5-0	6	1	7	2.0-6	0-0
Total	14-0	12	5	17	3.0-9	0.5-3

Year	CF	FR	PD	PRES	INT	BLK
2002	0	0	0	0	0	0
2004	0	0	0	0	0	0
Total	0	0	0	0	0	0

HERRING'S CAREER HIGHS

TACKLES: 3, twice, at LSU (11/23/2002) and vs. Memphis (9/4/2004)

SOLO TACKLES: 2, twice, at Georgia (11/9/2002) and at LSU (11/23/2002)

TFL: 1.0, twice, vs. Memphis (9/4/2004) and vs. Tennessee (10/16/2004)

QB SACKS: 0.5, vs. Memphis (9/7/2002)



32- KEITH HOUSTON

6-3 • 215 • So.-1L • DB

Philadelphia, Miss.

(High)

- Seen action in all nine games
- vs. *Vanderbilt* (9/18): Recorded one solo tackle

HOUSTON'S CAREER STATISTICS —DEFENSE—

Year	G-S	UT	AT	TT	TFL-YDS	Sacks-Yds
2003	10-0	2	1	3	0-0	0-0
2004	9-0	1	0	1	0-0	0-0
Total	19-0	3	1	4	0-0	0-0

Year	CF	FR	PD	PRES	INT	BLK
2003	0	0	0	0	0	0
2004	0	0	0	0	0	0
Total	0	0	0	0	0	0

HOUSTON'S CAREER HIGHS

TACKLES: 1, 4x, MR: vs. Vanderbilt (9/18/2004)

SOLO TACKLES: 1, 3x, vs. Vanderbilt (9/18/2004)



ALL-SEC FRESHMAN CANDIDATE # 90- BRANDON JENKINS

6-5 • 280 • Fr.-RS • DE

Memphis, Tenn. (East; Hargrave)

- Seen action in all nine games ... **Made starts at left defensive end versus Auburn (10/30) and at Arkansas (11/13)**
- vs. *Memphis* (9/4): Credited with one assisted tackle in his first career action
- at *Wyoming* (9/25): Tallied a season-high three stops (one solo), including recording his first career sack (-10 yards)
- vs. *Arkansas State* (10/2): Recorded two solo stops
- vs. *Auburn* (10/30): Drew his first career start, starting at left defensive end ... Credited with one assisted tackle
- at *Arkansas* (11/13): Tallied two assisted tackles

JENKINS' CAREER STATISTICS —DEFENSE—

Year	G-S	UT	AT	TT	TFL-YDS	Sacks-Yds
2004	9-0	4	6	10	1.0-10	1.0-10
Total	9-0	4	6	10	1.0-10	1.0-10

Year	CF	FR	PD	PRES	INT	BLK
2004	0	0	0	0	0	0
Total	0	0	0	0	0	0

JENKINS' CAREER HIGHS

TACKLES: 3, at Wyoming (9/25/2004)

SOLO TACKLES: 2, vs. Arkansas State (10/2/2004)

TFLs: 1.0, at Wyoming (9/25/2004)

QB SACKS: 1.0, at Wyoming (9/25/2004)



34- SHAWN JOHNSON

6-1 • 250 • So.-Sq • LB

Starkville, Miss.

(High)

- Saw his first career action last weekend at Arkansas (11/13)
- at *Arkansas* (11/13): Tallied one assisted tackle

JOHNSON'S CAREER STATISTICS —DEFENSE—

Year	G-S	UT	AT	TT	TFL-YDS	Sacks-Yds
2004	1-0	0	1	1	0-0	0-0
Total	1-0	0	1	1	0-0	0-0

Year	CF	FR	PD	PRES	INT	BLK
2004	0	0	0	0	0	0
Total	0	0	0	0	0	0

JOHNSON'S CAREER HIGHS

TACKLES: 1, at Arkansas (11/13/2004)



9- TRAVIS JOHNSON

6-1 • 191 • Sr.-3L • DB

Shannon, Miss.

(High)

- Appeared in 8-of-9 games, making eight starts at left cornerback ... Did not see action at Wyoming (9/25)
- **Ranks second in the SEC in passes defended, averaging 1.38 per game**
- vs. *Vanderbilt* (9/18): Recorded a season-high five solo tackles and tallied one pass deflection
- vs. *Arkansas State* (10/2): Had four solo stops, including one sack (-10 yards), and one pass deflection
- at *South Carolina* (10/9): Credited with six solo stops and three pass deflections
- vs. *Auburn* (10/30): Recorded three solo stops ... Intercepted his first pass of the season, picking off a pass in the end zone to stop a Tiger scoring drive
- at *Arkansas* (11/13): Credited with one assisted tackle and two pass deflections

Career Highlights

- Ranks third among active SEC players for pass deflections with 30

JOHNSON'S CAREER STATISTICS —DEFENSE—

Year	G-S	UT	AT	TT	TFL-YDS	Sacks-Yds
2002	13-9	38	9	47	1.0-2	0-0
2003	11-11	40	6	46	2.0-10	1.0-9
2004	8-8	24	1	25	1.0-10	1.0-10
Total	32-28	102	16	118	4.0-22	2.0-19

Year	CF	FR	PD	PRES	INT	BLK
2002	1	2	9	0	3	0
2003	0	0	18	0	4	0
2004	0	0	11	0	1	0
Total	1	2	38	0	8	0

JOHNSON'S CAREER HIGHS

TACKLES: 8, vs. LSU (11/22/2003)

SOLO TACKLES: 7, vs. LSU (11/22/2003)

QB SACKS: 1.0, twice, vs. Louisiana-Monroe (9/13/2003) and vs. Arkansas State (10/2/2004)

TFLs: 1.0, 4x, MR: vs. Arkansas State (10/2/2004)

INTERCEPTIONS: 1, 8x, MR: vs. Auburn (10/30/2004)

PASSES DEFENDED: 4, vs. Arkansas (10/25/2003)



Junior CB Travis Johnson ranks second in the SEC in passes defended, averaging 1.38 per game.



57- BRIAN LESTER

6-2 • 246 • Sr.-3L • LB
Holly Springs, Miss.
(High)

- Started at middle linebacker in all nine games
- vs. *Memphis* (9/4): Tallied five stops (four solo), including one TFL (-2 yards)
- at *Alabama* (9/11): Tied a career-high with six hits (five solo)
- vs. *Vanderbilt* (9/18): Had two solo tackles, including one TFL (-4 yards), and was credited with one QB pressure
- vs. *Arkansas State* (10/2): Registered five stops (two solo)
- vs. *Tennessee* (10/16): Credited with four hits (two solo), including recording his first career QB sack (-1 yard)
- at *Arkansas* (11/13): Recorded four tackles (two solo)

LESTER'S CAREER STATISTICS

—DEFENSE—

Year	G-S	UT	AT	TT	TFL-YDS	Sacks-Yds
2001	7-0	5	7	12	2.0-4	0-0
2002	13-0	5	5	10	0-0	0-0
2003	13-3	14	13	27	0-0	0-0
2004	9-9	26	6	32	3.0-7	1.0-1
Total	42-12	50	31	81	5.0-11	1.0-1

Year	CF	FR	PD	PRES	INT	BLK
2000	0	0	0	0	0	0
2002	0	0	0	0	0	0
2003	0	0	0	0	0	0
2004	0	0	0	1	0	0
Total	0	0	0	1	0	0

LESTER'S CAREER HIGHS

TACKLES: 6, twice, at Florida (10/4/2003) and at Alabama (9/11/2004)

SOLO TACKLES: 4, vs. Memphis (9/4/2004)

TFLs: 1, 3x, MR: vs. Tennessee (10/16/2004)

QB SACKS: 1.0, vs. Tennessee (10/16/2004)



1- MARQUIS McBEATH

6-0 • 230 • Fr.-RS • LB
Moss Point, Miss.
(High)

- Appeared in 3-of-9 games, seeing action against Wyoming (9/25), Auburn (10/30) and Arkansas (11/13)



ALL-SEC CANDIDATE

3- TRUMAINE McBRIDE

5-10 • 180 • So.-1L • DB
Clarksdale, Miss.
(High)

- Started at right cornerback in all nine games
- Leads team with two interceptions and 11 pass deflections
- Leads team with 13 passes defensed, ranking first in the SEC with an average of 1.44 per game
- vs. *Memphis* (9/4): Made his first career start ... Credited with five stops (three solo) ... Also intercepted his first career pass and had two pass break-ups
- at *Alabama* (9/11): Made a career-high seven tackles



Sophomore CB Trumaine McBride ranks first in the SEC in passes defensed, averaging 1.44 per game.

—McBride continued

- (six solo) and was credited with one pass deflection ... Named Quarterback Club Defensive Player of the Week
- vs. *Vanderbilt* (9/18): Had four solo tackles, one pass deflection and one interception in the 26-23 overtime victory ... Returned the interception 23 yards to the Vanderbilt 39, helping set-up Lorenzo Townsend's three-yard TD run four plays later as Ole Miss pulled to within 23-20 with 8:44 left in regulation
- vs. *Arkansas State* (10/2): Credited with four solo tackles, including one TFL (-2 yards)
- vs. *Tennessee* (10/16): Registered four hits (two solo) and was credited with two pass deflections
- at *Arkansas* (11/13): Tallied five hits (three solo), including two pass deflections

McBRIDE'S CAREER STATISTICS

—DEFENSE—

Year	G-S	UT	AT	TT	TFL-YDS	Sacks-Yds
2003	13-0	4	2	6	0-0	0-0
2004	9-9	26	6	32	1.0-2	0-0
Total	22-9	30	8	38	1.0-2	0-0

Year	CF	FR	PD	PRES	INT	BLK
2003	0	0	2	0	0	0
2004	0	0	13	0	2	0
Total	0	0	15	0	2	0

McBRIDE'S CAREER HIGHS

TACKLES: 7, at Alabama (9/11/2004)

SOLO TACKLES: 6, at Alabama (9/11/2004)

TFL: 1.0, vs. Arkansas State (10/2/2004)

INTERCEPTIONS: 1, twice, vs. Memphis (9/4/2004) and vs. Vanderbilt (9/18/2004)

PASSES DEFENSED: 3, vs. Memphis (9/4/2004)



ALL-SEC CANDIDATE

77- JAYME MITCHELL

6-6 • 280 • Jr.-2L • DE
Jackson, Miss.
(Forest Hill)

- Played in 8-of-9 games, making seven starts at left defensive end ... Did not start versus Auburn (10/30) ... Missed last weekend's game at Arkansas (11/13)
- at *Alabama* (9/11): Credited with three hits (two solo), including 0.5 TFL (-1 yard) ... Also had one pass deflection
- vs. *Vanderbilt* (9/18): Registered four hits (three solo), including one QB sack (-9 yards)
- at *Wyoming* (9/25): Had three stops (two solo) and recorded one pass deflection
- vs. *Arkansas State* (10/2): Credited with two tackles (one solo) and one QB pressure ... Intercepted a pass in the third quarter and returned it 31 yards to the Indians' 18-yard line to set-up Lorenzo Townsend's nine-yard TD reception that gave Ole Miss a 20-14 lead in the 28-21 win ... Named Quarterback Club Defensive Player of the Week
- vs. *Tennessee* (10/16): Recorded a career-high five tackles (four solo), including one TFL (-2 yards) ... Named Quarterback Club Trench Player of the Week
- vs. *Auburn* (10/30): Credited with one TFL (-1 yard)

MITCHELL'S CAREER STATISTICS

—DEFENSE—

Year	G-S	UT	AT	TT	TFL-YDS	Sacks-Yds
2002	13-1	15	13	28	2.0-8	0.5-2
2003	13-1	10	8	18	4.5-24	1.0-15
2004	8-7	18	5	23	5.0-15	1.0-9
Total	34-9	43	26	69	11.5-47	2.5-26

Year	CF	FR	PD	PRES	INT	BLK
2002	0	0	1	3	0	0
2003	0	0	3	4	1	1
2004	0	0	2	1	1	0
Total	0	0	6	8	2	1

MITCHELL'S CAREER HIGHS

TACKLES: 5, vs. Tennessee (10/16/2004)

SOLO TACKLES: 4, vs. Tennessee (10/16/2004)

TFLs: 2.5, vs. Arkansas (10/25/2003)

QB SACKS: 1.0, twice, vs. Arkansas (10/25/2003) and vs. Vanderbilt (9/18/2004)

PASS DEFENSED: 1, 5x, MR: at Wyoming (9/25/2004)

INTERCEPTIONS: 1, twice, vs. LSU (11/22/2003) and vs. Arkansas State (10/2/2004)

QB PRESSURES: 2, vs. South Carolina (11/1/2003)

BLOCKED KICKS: 1, at Vanderbilt (8/30/2003)



Junior DE Jayme Mitchell has recorded 23 tackles (18 solo), including 5.0 TFLs (-15 yards).

**ALL-SEC FRESHMAN
CANDIDATE****#22- KAREEM
MOORE****5-11 • 210 • Fr.-RS • DB
Okolona, Miss. (High)**

- Has appeared in all nine games
- vs. *Vanderbilt* (9/18): Credited with one solo tackle
- vs. *Tennessee* (10/16): Recorded one solo stop

MOORE'S CAREER STATISTICS**—DEFENSE—**

Year	G-S	UT	AT	TT	TFL-YDS	Sacks-Yds
2004	9-0	2	0	2	0-0	0-0
Total	9-0	2	0	2	0-0	0-0

Year	CF	FR	PD	PRES	INT	BLK
2004	0	0	0	0	0	0
Total	0	0	0	0	0	0

MOORE'S CAREER HIGHS

TACKLES: 1, twice, vs. *Vanderbilt* (9/18/2004) and vs. *Tennessee* (10/16/2004)

SOLO TACKLES: 1, twice, vs. *Vanderbilt* (9/18/2004) and vs. *Tennessee* (10/16/2004)

**ALL-SEC CANDIDATE****#38- ERIC
OLIVER****6-2 • 215 • Sr.-3L • DB
Jasper, Ala.
(Walker)**

- Selected by his teammates as one of five permanent team captains for the 2004 season
- Received the Chucky Mullins Courage Award and is wearing the late Mullins' No. 38 this season
- Started at free safety in all nine games
- vs. *Memphis* (9/4): Recorded eight stops (six solo), including one TFL (-3 yards) ... Also credited with one pass break-up
- at *Alabama* (9/11): Tallied six hits (three solo)
- vs. *Vanderbilt* (9/18): Credited with six tackles (five solo) and one pass deflection
- at *Wyoming* (9/25): Registered nine stops (three solo) and was credited with one forced fumble and one pass deflection
- vs. *Arkansas State* (10/2): Credited with three solo stops and had two pass deflections
- at *South Carolina* (10/9): Tallied two solo stops ... Recovered a fumble and returned it 18 yards to the South Carolina seven-yard line to set-up Robert Lane's five-yard TD to give the Rebels a 14-0 lead in the first quarter en route to a 31-28 win over the 25th-ranked Gamecocks
- vs. *Auburn* (10/30): Recorded a season-high 10 tackles (nine solo) to surpass the 300-mark in career tackles
- at *Arkansas* (11/13): Had eight solo stops

Career Highlights

- Is the SEC's active career leader in tackles with 315

OLIVER'S CAREER STATISTICS**—DEFENSE—**

Year	G-S	UT	AT	TT	TFL-YDS	Sacks-Yds
2001	11-2	15	10	25	0-0	0-0
2002	13-13	80	49	129	4.0-18	1.0-9
2003	13-13	73	31	104	3.0-5	0-0
2004	9-9	45	12	57	1.0-3	0-0
Total	46-37	213	102	315	8.0-26	1.0-9

Year	CF	FR	PD	PRES	INT	BLK
2001	0	1	0	0	0	0
2002	1	0	4	2	0	0
2003	0	3	5	0	1	0
2004	1	1	5	0	0	0
Total	2	5	14	2	1	0

OLIVER'S CAREER HIGHS

TACKLES: 14, vs. *Florida* (10/5/2002)

SOLO TACKLES: 11, vs. *Florida* (10/5/2002)

TFLs: 2.5, vs. *Florida* (10/5/2002)

QB SACKS: 1.0, at *Georgia* (11/9/2002)

PASSES DEFENSED: 2, twice, at *Memphis* (9/6/2003) and vs. *Arkansas State* (10/2/2004)

INTERCEPTIONS: 1, at *Florida* (10/4/2003)

QB PRESSURES: 1, twice, at *Texas Tech* (9/14/2002) and at *Arkansas* (10/26/2002)

**ALL-SEC FRESHMAN
CANDIDATE****#26- GARRY
PACK****6-1 • 220 • Fr.-HS • LB
Hattiesburg, Miss. (Oak Grove)**

- Seen action in all nine games
- vs. *Memphis* (9/4): Made his collegiate debut
- at *Alabama* (9/11): Credited with four stops (two solo)
- at *Wyoming* (9/25): Recorded five tackles (two solo)
- vs. *Arkansas State* (10/2): Tallied with a season-high six stops (three solo)
- vs. *Tennessee* (10/16): Registered five solo hits and one QB pressure
- vs. *Auburn* (10/30): Recorded two solo tackles and one QB pressure
- at *Arkansas* (11/13): Credited with three solo hits, including one TFL (-1 yard)

PACK'S CAREER STATISTICS**—DEFENSE—**

Year	G-S	UT	AT	TT	TFL-YDS	Sacks-Yds
2004	9-0	17	9	26	1.0-1	0-0
Total	9-0	17	9	26	1.0-1	0-0

Year	CF	FR	PD	PRES	INT	BLK
2004	0	0	0	2	0	0
Total	0	0	0	2	0	0

PACK'S CAREER HIGHS

TACKLES: 6, vs. *Arkansas State* (10/2/2004)

SOLO TACKLES: 5, vs. *Tennessee* (10/16/2004)

TFLs: 1.0, at *Arkansas* (11/13/2004)

QB PRESSURES: 1, twice, vs. *Tennessee* (10/16/2004) and vs. *Auburn* (10/30/2004)

**#33- THAD
RHODES****5-11 • 195 • Jr.-RS • DB
Biloxi, Miss.
(St. John; Miss. Gulf Coast C.C.)**

- Appeared in 5-of-9 games ... Has not seen action in the last four games versus *South Carolina* (10/9), *Tennessee* (10/16), *Auburn* (10/30) and *Arkansas* (11/13)

**ALL-SEC CANDIDATE****#81- ROB
ROBERTSON****6-2 • 230 • Sr.-3L • LB
Centreville, Miss.
(Centreville Academy)**

- Selected by his teammates as one of five permanent team captains for the 2004 season
- Drawn the start at strongside linebacker in all nine games
- **Ranks fifth among SEC linebackers in tackles, averaging 6.7 per game ... Rates 10th in the SEC overall in tackles**
- vs. *Memphis* (9/4): Credited with eight hits (three solo), including a career-high two TFLs (-3 yards)
- at *Alabama* (9/11): Led team nine tackles (seven solo) and was credited with one QB pressure
- vs. *Vanderbilt* (9/18): Credited with six solo stops and recorded his first career QB sack (-9 yards)
- at *Wyoming* (9/25): Had six tackles (three solo), including one TFL (-1 yard)
- vs. *Arkansas State* (10/2): Tallied four hits (two solo), including one TFL (-1 yard), and was credited with one pass deflection and one QB pressure
- at *South Carolina* (10/9): Made seven tackles (six solo)
- vs. *Auburn* (10/30): Recorded six tackles (four solo) ... Stopped Auburn RB Ronnie Brown on a second-and-goal from the Ole Miss two-yard line to key a four-down goal-line stand in the first quarter ... Named Quarterback Club Defensive Player of the Week
- at *Arkansas* (11/13): Credited with a career-high 11 tackles, including a 0.5 TFL (-1 yard)

ROBERTSON'S CAREER STATISTICS**—DEFENSE—**

Year	G-S	UT	AT	TT	TFL-YDS	Sacks-Yds
2001	11-2	8	16	24	0.5-0	0-0
2002	13-0	16	8	24	1.0-1	0-0
2003	13-0	10	18	28	0.5-1	0-0
2004	9-9	43	17	60	5.5-9	1.0-3
Total	46-11	77	59	136	7.5-11	1.0-3

Year	CF	FR	PD	PRES	INT	BLK
2001	1	0	1	0	1	1
2002	0	0	2	1	0	0
2003	0	0	2	1	1	0
2004	0	0	1	2	0	0
Total	1	0	6	4	2	1

ROBERTSON'S CAREER HIGHS

TACKLES: 11, at *Arkansas* (11/13/2004)

SOLO TACKLES: 7, twice, at *Alabama* (9/11/2004) and at *Arkansas* (11/13/2004)

TFLs: 2.0, vs. *Memphis* (9/4/2004)

QB SACKS: 1.0, at *Vanderbilt* (9/18/2004)

INTERCEPTIONS: 1, vs. *Georgia* (11/17/2001)

PASSES DEFENSED: 1, 5x, MR: vs. *Arkansas State* (10/2/2004)

QB PRESSURES: 1, 4x, MR: vs. *Arkansas State* (10/2/2004)

BLOCKED KICKS: 1, at *LSU* (10/27/2001)



#96- CORY ROBINSON

6-4 • 260 • Sr.-3L • DE
Knoxville, Tenn.
(Central)

- Drawn the start at right defensive end in all nine games
- **Tied for the team lead with three QB pressures**
- vs. *Memphis* (9/4): Credited with one TFL (-2 yards)
- at *Alabama* (9/11): Tallied four stops
- vs. *Vanderbilt* (9/18): Recorded three hits (two solo), including one QB sack (-11 yards)
- at *Wyoming* (9/25): Registered three hits (two solo), including a 0.5 TFL (-1 yard)
- vs. *Arkansas State* (10/2): Recorded two QB pressures
- vs. *Auburn* (10/30): Tallied three solo stops, including one TFL (-1 yard)
- at *Arkansas* (11/13): Recorded a season-high five tackles (four solo)

ROBINSON'S CAREER STATISTICS

—DEFENSE—						
Year	G-S	UT	AT	TT	TFL-YDS	Sacks-Yds
2001	11-6	12	24	36	0.5-1	0-0
2002	10-2	4	3	7	0-0	0-0
2003	10-0	7	4	11	5.0-13	1.5-6
2004	9-9	14	7	21	4.5-16	1.0-11
Total	40-17	37	38	75	10.0-30	2.5-17

Year	CF	FR	PD	PRES	INT	BLK
2001	0	0	0	4	0	0
2002	0	0	0	0	0	0
2003	0	0	0	3	0	0
Total	0	0	0	7	0	0

ROBINSON'S CAREER HIGHS

TACKLES: 6, twice, vs. Arkansas (11/3/2001) and vs. Georgia (11/17/2001)

SOLO TACKLES: 4, at Arkansas (11/13/2004)


TFLs: 1.5, at Mississippi State (11/27/2003)

QB SACKS: 1.5, at Mississippi State (11/27/2003)

QB PRESSURES: 2, twice, at Kentucky (9/29/2001) and vs. Arkansas State (10/2/2004)



Senior DE Cory Robinson is tied for the team lead with three QB pressures.



ALL-SEC CANDIDATE

#39- KELVIN ROBINSON

6-1 • 220 • Jr.-2L • DB
Jackson, Miss.
(Lanier)

- Made the start at strong safety in all nine games
- **Leads team with 2.5 QB sacks (-13 yards)**
- vs. *Memphis* (9/4): Recorded a career-high 10 hits (seven solo), including 2.0 TFLs (-3 yards) ... Named Quarterback Club Defensive Player of the Week
- vs. *Vanderbilt* (9/18): Had four solo tackles, including one QB sack (-6 yards) and had one fumble recovery
- at *Wyoming* (9/25): Made five stops (two solo), including being credited with a 0.5 TFL (-1 yard) ... Also recorded one forced fumble and one pass deflection
- vs. *Arkansas State* (10/2): Credited with four hits (three solo) and was credited with the block of a 29-yard field goal attempt in the fourth quarter ... Named Quarterback Club Special Teams Player of the Week
- at *South Carolina* (10/9): Tallied six hits (three solo), including 1.5 QB sacks (-7 yards) ... Credited with a forced fumble
- vs. *Tennessee* (10/16): Recorded four solo tackles, including one TFL (-1 yard), and was credited with one pass deflection
- vs. *Auburn* (10/30): Credited with six solo stops and one pass deflection
- at *Arkansas* (11/13): Tallied seven hits (four solo)

ROBINSON'S CAREER STATISTICS

—DEFENSE—						
Year	G-S	UT	AT	TT	TFL-YDS	Sacks-Yds
2002	13-0	25	9	34	3.0-13	1.0-5
2003	13-13	55	12	67	6.5-27	0-0
2004	9-9	35	14	49	5.5-17	2.5-13
Total	35-22	115	35	150	15.0-57	3.5-18

Year	CF	FR	PD	PRES	INT	BLK
2002	1	0	1	0	0	0
2003	1	1	3	1	1	0
2004	2	1	3	0	0	1
Total	4	2	7	1	1	1

ROBINSON'S CAREER HIGHS

TACKLES: 10, vs. Memphis (9/4/2004)

SOLO TACKLES: 7, twice, vs. Alabama (10/18/2003) and vs. Memphis (9/4/2004)

TFLs: 2.0, 3x, MR: vs. Memphis (9/4/2004)


QB SACKS: 1.5, at South Carolina (10/9/2004)

INTERCEPTIONS: 1, vs. Texas Tech (9/27/2003)

PASSES DEFENSED: 2, vs. Texas Tech (9/27/2003)



Junior SS Kelvin Robinson leads the team with 2.5 QB sacks.



#14- BRYANT THOMAS

6-1 1/2 • 195 • Jr.-1L • DB
Louisville, Miss.
(High)

- Seen action in 6-of-9 games ... **Has not seen action in the last three games against Tennessee (10/16), Auburn (10/30) and Arkansas (11/13)**
- at *Wyoming* (9/25): Intercepted his first career pass, returning it 12 yards
- vs. *Arkansas State* (10/2): Credited with one solo tackle
- at *South Carolina* (10/9): Recorded one pass deflection

THOMAS' CAREER STATISTICS

—DEFENSE—						
Year	G-S	UT	AT	TT	TFL-YDS	Sacks-Yds
2002	1-0	0	0	0	0-0	0-0
2003	13-0	9	3	12	0-0	0-0
2004	6-0	1	0	1	0-0	0-0
Total	20-0	10	3	13	0-0	0-0

Year	CF	FR	PD	PRES	INT	BLK
2002	0	0	0	0	0	0
2003	0	0	3	0	0	0
2004	0	0	2	0	1	0
Total	0	0	5	0	1	0

THOMAS' CAREER HIGHS

TACKLES: 3, twice, at Memphis (9/6/2003) and vs. UL-Monroe (9/13/2003)

SOLO TACKLES: 2, twice, at Vanderbilt (8/30/2003) and at Memphis (9/6/2003)

INTERCEPTIONS: 1, at Wyoming (9/25/2004)

PASSES DEFENSED: 1, 5x, MR: at South Carolina (10/9/2004)



#41- KEITH WHITE

6-0 • 211 • Sr.-Sq • DB
Germantown, Tenn.
(High)

- Has not seen action

WHITE'S CAREER STATISTICS

—DEFENSE—						
Year	G-S	UT	AT	TT	TFL-YDS	Sacks-Yds
2002	2-0	2	0	2	1.0-2	0-0
2003	2-0	1	1	2	0-0	0-0
Total	4-0	3	1	4	1.0-2	0-0

Year	CF	FR	PD	PRES	INT	BLK
2002	0	0	0	0	0	0
2003	0	0	0	0	0	0
Total	0	0	0	0	0	0

WHITE'S CAREER HIGHS

TACKLES: 2, twice, vs. Arkansas State (10/12/2002 and 10/11/2003)

SOLO TACKLES: 2, vs. Arkansas State (10/12/2002)

TFLs: 1, vs. Arkansas State (10/12/2002)



#91- ANDREW WICKER
6-5 • 280 • So.-1L • DL
Zachary, La.
(Silliman Institute)

- Appeared in 7-of-9 games, drawing a start at nose tackle versus Vanderbilt (9/18) and starting at defensive tackle against Arkansas State (10/2) ... **Has not seen action in the last two games versus Auburn (10/30) and Arkansas (11/13)**
- vs. *Memphis* (9/4): Recorded a career-high two tackles
- vs. *Vanderbilt* (9/18): Made his first career start, starting at nose tackle ... Credited with one solo tackle

WICKER'S CAREER STATISTICS

—DEFENSE—						
Year	G-S	UT	AT	TT	TFL-YDS	Sacks-Yds
2003	4-0	1	1	2	1.0-2	0-0
2004	7-0	5	2	7	0-0	0-0
Total	11-0	6	3	9	1.0-2	0-0

Year	CF	FR	PD	PRES	INT	BLK
2003	0	0	0	0	0	0
2004	0	0	0	0	0	0
Total	0	0	0	0	0	0

WICKER'S CAREER HIGHS

TACKLES: 2, vs. Memphis (9/4/2004)
SOLO TACKLES: 1, 3x, MR: vs. Vanderbilt (9/18/2004)
TFLs: 1.0, vs. Arkansas State (10/11/2003)



ALL-SEC CANDIDATE
#49- PATRICK WILLIS
6-2 • 230 • So.-1L • LB
Bruceton, Tenn.
(Central)

- Appeared in 8-of-9 games ... Did not see action at Wyoming (9/25)
- vs. *Memphis* (9/4): Recorded eight hits (five solo), including one TFL (-3 yards)
- vs. *Vanderbilt* (9/18): Credited with a team-high seven tackles (four solo) and recorded his first career QB sack (-9 yards)
- vs. *Arkansas State* (10/2): Credited with two stops (one solo) and had one pass deflection ... Recovered his first career fumble in the third quarter to set-up Brandon Jacobs' three-yard TD run to extend the Rebels' lead to 28-14 in the 28-21 win
- at *South Carolina* (10/9): Made eight tackles, including being credited with a career-high three TFLs (-13 yards) ... Also recorded one QB sack (-5 yards) ... Named the Quarterback Club Defensive Player of the Week
- at *Arkansas* (11/13): **Tallied a career-high 13 stops (eight solo), including two TFLs (-5 yards) ... Earned Quarterback Club Defensive Player of the Week honors**

WILLIS' CAREER HIGHS

TACKLES: 13, at Arkansas (11/13/2004)
SOLO TACKLES: 8, twice, at South Carolina (10/9/2004) and at Arkansas (11/13/2004)
TFLs: 3.0, at South Carolina (10/9/2004)
QB SACKS: 1.0, twice, vs. Vanderbilt (9/18/2004) and at South Carolina (10/9/2004)
PASS DEFLECTIONS: 1, vs. Arkansas State (10/2/2004)
QB PRESSURES: 1, vs. Louisiana-Monroe (9/13/2003)



Sophomore LB Patrick Willis recorded a career-high 13 hits in last weekend's contest at Arkansas.

WILLIS' CAREER STATISTICS

—DEFENSE—						
Year	G-S	UT	AT	TT	TFL-YDS	Sacks-Yds
2003	13-0	16	4	20	1.0-6	0-0
2004	8-0	36	13	49	7.0-30	2.0-14
Total	21-0	52	17	69	8.0-37	2.0-14

Year	CF	FR	PD	PRES	INT	BLK
2003	0	0	0	1	0	0
2004	0	1	1	0	0	0
Total	0	1	1	1	0	0

REBEL SPECIALIST THUMBNAILS



#41- HUNTER BRAY
6-1 • 200 • So.-Sq • K
Atlanta, Ga.
(St. Pius X)

- Has not seen action



#37- WESLEY BRYAN
6-2 1/2 • 200 • Sr.-Sq • P
Meridian, Miss.
(High)

- Seen action in 4-of-9 games, **handling kickoff duties in the last four games against South Carolina (10/9), Tennessee (10/16), Auburn (10/30) and Arkansas (11/13)**
- Recorded a touchback on 8-of-14 kickoffs
- Average depth of kickoffs is the 0.9 yard line
- at *South Carolina* (10/9): Recorded touchbacks on 5-of-6 kickoffs ... Average depth was the 1-yard line ... Named Quarterback Club Special Teams Player of the Week
- at *Arkansas* (11/13): **Recorded a touchback on his only kickoff attempt ... Named Quarterback Club Special Teams Player of the Week**

BRYAN'S CAREER STATISTICS

—PUNTING—						
Year	G	No.	Yds	LP	Avg	Blk
2002	1	2	88	53	44.0	0
Totals	5	2	88	53	44.0	0

BRYAN'S CAREER HIGHS

PUNTS: 2, at Texas Tech (9/14/2002)
PUNTING YARDS: 88, at Texas Tech (9/14/2002)
AVERAGE: 44.0 (2 alt.) at Texas Tech (9/14/2002)
LONG: 53, at Texas Tech (9/14/2002)
CAREER 50+ PUNTS: 1
CAREER PUNTS INSIDE 20: 0



#64- SIDNEY McLAURIN
6-1 1/2 • 216 • Jr.-1L • LS
Brandon, Miss.
(Jackson Prep)

- Has handled long-snapping duties on all punts and place kicks in all nine games ... Has been the long snapper in all 22 career games played
- at *Alabama* (9/11): Recorded his first career fumble recovery in the first quarter on punt coverage ... Named Quarterback Club Trench Player of the Week
- vs. *Tennessee* (10/16): Credited with one solo tackle on punt coverage

McLAURIN'S CAREER STATISTICS

—TACKLES—					
Year	G	UT	AT	TT	FR
2003	13	3	1	4	0
2004	9	1	0	1	1
Total	22	4	1	5	1

McLAURIN'S CAREER HIGHS

TACKLES: 1, 5x, MR: vs. Tennessee (10/16/2004)
SOLO TACKLES: 1, 4x, vs. Tennessee (10/16/2004)



ALL-SEC CANDIDATE
#86- JONATHAN NICHOLS
 6-0 • 180 • Sr.-3L • PK
 Greenwood, Miss.
 (Pillow Academy)

- Handled place kicks in all nine games ... Also handled kickoff duties in the first five games of the year
- Has made 15-of-21 field goal attempts, ranking first in the SEC and eighth nationally in field goals made per game (1.67)
- Tied for first in the SEC in PAT percentage, having made all 16 PAT tries
- Ranks fourth in the SEC in scoring (6.8 ppg)
- Average depth per kickoff is the opponents 2.6-yard line and has recorded 10 touchbacks on 25 kickoffs
- vs. *Memphis* (9/4): Made field goals of 26 and 47 yards and converted on his lone PAT attempt of the game ... Recorded three touchbacks on four kickoff attempts ... Also tallied one tackle on kickoff coverage
- at *Alabama* (9/11): Made his lone PAT of the game ... Missed on a 38-yard field goal attempt ... Also had one punt of 30 yards, pinning the Crimson Tide at its own three-yard line
- vs. *Vanderbilt* (9/18): Scored a season-high 14 points, making 4-of-6 field goal attempts and both PAT opportunities ... The six field goal attempts tied a career high ... Hit a 34-yard field goal with 2:23 left in regulation to tie the game at 23-23 and force overtime ... Made a game-winning 35-yard field goal in overtime to lift the Rebels to a 26-23 win ... Named Quarterback Club Special Teams Player of the Week
- at *Wyoming* (9/25): Tied a season high with 14 points scored, making 4-of-4 field goal tries and both PAT attempts ... Recorded touchbacks on 4-of-7 kickoffs ... Became the 14th player in SEC history to record 300 career points with a 43-yard field goal with 6:45 left in the fourth quarter ... Named SEC and Quarterback Club Special Teams Player of the Week
- at *Arkansas* (11/13): Made a 33-yard field goal to tie former Alabama PK Michael Proctor (1992-1995) for sixth place on the SEC's career scoring list with 326 points

Career Highlights

- Holds 15 school records
- Is Ole Miss' all-time leading scorer with 326 career points ... Is tied with former Alabama PK Michael Proctor (1992-1995) for sixth place on the SEC's career scoring list with 326 points.
- Has a streak of 114 consecutive PATs made, the longest active streak in the nation and the fifth-longest in SEC history
- Is Ole Miss' career leader in field goals made (58)
- Ranks first on the school's career list for PATs made (152) and PATs attempted (154)



Senior PK Jonathan Nichols is tied for sixth on the SEC's career scoring list with 326 points and owns the nation's longest active streak for consecutive PATs made with 114.

NICHOLS' CAREER STATISTICS

—KICKING—					
Year	FG-FGA	PCT.	PAT-ATT	PCT.	TP
2001	3-6	.500	47-49	.959	56
2002	15-20	.750	40-40	1.000	85
2003	25-29	.862	49-49	1.000	124
2004	15-21	.714	16-16	1.000	61
Total	58-76	.763	152-154	.987	326

—FG DISTANCE BREAKDOWN—					
Year	0-29	30-39	40-49	50+	LG
2001	1-2	2-3	0-1	0-0	39
2002	5-6	4-8	5-5	1-1	50
2003	10-10	10-11	2-4	3-4	54
2004	5-5	6-9	4-5	0-2	47
Total	21-23	22-31	11-15	4-7	54

—PUNTING—						
Year	G	No.	Yds	LP	Avg	Blk
2002	13	2	54	32	27.0	0
2003	13	1	13	13	13.0	0
2004	9	1	30	30	30.0	0
Total	46	4	97	32	24.2	0

—SPECIAL TEAMS TACKLES—				
Year	G	UT	AT	TT
2001	11	1	0	1
2004	9	1	0	1
Total	46	2	0	2

NICHOLS' CAREER HIGHS

PATs MADE: 8, vs. Louisiana-Monroe (9/13/2003)
 PATs ATTEMPTED: 8, vs. Louisiana-Monroe (9/13/2003)
 CONSECUTIVE PATs MADE: 114, 11/22/2001-present
 FIELD GOALS MADE: 6, vs. Texas Tech (9/27/2003)
 FIELD GOALS ATTEMPTED: 6, vs. Texas Tech (9/27/2003) and vs. Vanderbilt (9/18/2004)
 CONSECUTIVE FGs MADE: 16, 11/28/2002-10/24/2003
 LONG FIELD GOAL: 54, at Vanderbilt (8/30/2003)
 PTS SCORED: 21, vs. Texas Tech (9/27/2003)
 PUNTS: 1, 4x, MR: at Alabama (9/11/2004)
 PUNTING YARDS: 32, vs. Louisiana-Monroe (8/31/2002)
 LONGEST PUNT: 32, vs. Louisiana-Monroe (8/31/2002)
 CAREER PUNTS INSIDE 20: 3



ALL-SEC CANDIDATE
#97- CODY RIDGEWAY
 6-1 1/2 • 190 • Sr.-3L • P
 Jackson, Tenn.
 (Central-Merry)

- Handled punting duties in all nine games
- Is second in the SEC in punting, averaging 42.6 yards per punt
- vs. *Memphis* (9/4): Punted 10 times for 457 yards — an average of 45.7 yards per punt ... Had three kicks of over 50 yards, including a long of 59 ... Named Quarterback Club Special Teams Player of the Week ... Placed two kicks inside the Tiger 20-yard line
- at *Alabama* (9/11): Six punts for an average of 43.5 yards per punt ... Had two punts of over 50 yards, with a long of 54 ... Placed two kicks inside the Alabama 20 ... Named Quarterback Club Special Teams Player of the Week
- vs. *Vanderbilt* (9/18): Averaged 39.6 yards per punt on five attempts, with a long of 51 ... Placed two kicks inside the Commodore 20 ... Recorded one solo tackle
- at *South Carolina* (10/9): Averaged 48.2 yards per punt on six attempts ... Had two punts of over 50 yards, with a long of 55 ... Placed four punts inside the 20-yard line
- vs. *Auburn* (10/30): Punted eight times for a 40.1-yard average, placing two kicks inside the Tigers' 20-yard line
- at *Arkansas* (11/13): Averaged 45.3 yards per punt on six attempts ... Had three punts of over 50 yards, with a long of 55 ... Placed one punt inside the 20-yard line

Career Highlights

- Ranks sixth on the school's career list for punting average, averaging 42.1 yards per punt

RIDGEWAY'S CAREER STATISTICS

—PUNTING—						
Year	G	No.	Yds	LP	Avg	Blk
2001	11	48	1861	75	38.8	0
2002	13	67	2840	58	42.4	0
2003	13	58	2561	65	44.2	1
2004	9	56	2383	59	42.6	0
Total	46	229	9645	75	42.1	1

—SPECIAL TEAMS TACKLES—				
Year	G	UT	AT	TT
2001	11	1	1	2
2002	13	2	0	2
2003	13	1	0	1
2004	9	1	0	1
Total	46	5	1	6

RIDGEWAY'S CAREER HIGHS

PUNTS: 11, vs. Florida (10/5/2002)
 PUNTING YARDS: 503 (11 att.), vs. Florida (10/5/2002)
 AVERAGE: 50.0 (2 att.), vs. Louisiana-Monroe (8/31/2002)
 LONG: 75, vs. Georgia (11/17/2001)
 CAREER 50+ PUNTS: 45
 CAREER PUNTS INSIDE 20: 52

2004 OLE MISS FOOTBALL
Ole Miss Game Results (as of Nov 18, 2004)
All games

Date	Opponent	Score	Overall Record	Conference Record	Time	Attend
----	-----	-----	-----	-----	----	-----
Sep 04, 2004	MEMPHIS	13-20 L	0- 1- 0	0- 0- 0	3:17	61112
* Sep 11, 2004	at Alabama	7-28 L	0- 2- 0	0- 1- 0	2:56	83083
* Sep 18, 2004	VANDERBILT	WO 26-23	1- 2- 0	1- 1- 0	3:15	55824
Sep 25, 2004	at Wyoming	32-37 L	1- 3- 0	1- 1- 0	3:58	22331
Oct 02, 2004	ARKANSAS STATE	W 28-21	2- 3- 0	1- 1- 0	2:50	54676
* Oct 09, 2004	at South Carolina	W 31-28	3- 3- 0	2- 1- 0	3:14	79100
* Oct 16, 2004	#13 TENNESSEE	17-21 L	3- 4- 0	2- 2- 0	3:00	62028
* Oct 30, 2004	AUBURN	14-35 L	3- 5- 0	2- 3- 0	3:17	60787
* Nov 13, 2004	at Arkansas	3-35 L	3- 6- 0	2- 4- 0	3:03	63474

* - SEC game

		First	----RUSHING----	-----PASSING-----	--TOTAL OFFENSE--	Return	Penalty	Turn-		
Opponent	Score	Downs	Number-Yards	Attempts-Comp-Int	Yards	Plays	Yards	Yards	Yards	Overs
-----	-----	--/--	-----/-----	-----/-----	--/--	--/--	---/---	--/--	---/---	--/--
MEMPHIS.....	13-20	15/24	33-58 / 44-126	31-11- 0 / 43-21- 1	182/266	64/87	240/392	72/106	60/70	0/1
Alabama.....	7-28	9/22	29-75 / 47-221	27-10- 0 / 22-14- 0	117/169	56/69	192/390	93/30	73/46	1/2
VANDERBILT.....	26-23	21/18	39-170 / 47-183	36-23- 0 / 17- 9- 1	195/131	75/64	365/314	112/62	50/65	1/2
Wyoming.....	32-37	35/24	44-221 / 38-158	56-26- 4 / 32-16- 1	346/239	100/70	567/397	171/154	97/44	5/2
ARKANSAS STATE.....	28-21	21/19	46-196 / 29-151	24-18- 1 / 39-17- 1	179/230	70/68	375/381	69/130	50/40	1/2
South Carolina.....	31-28	23/19	45-178 / 39-142	34-20- 0 / 33-15- 0	236/349	79/72	414/491	140/57	30/48	1/1
TENNESSEE.....	17-21	16/17	38-89 / 37-118	26-14- 2 / 33-16- 1	168/258	64/70	257/376	116/68	26/60	3/2
AUBURN.....	14-35	20/18	42-147 / 39-205	30-18- 1 / 22-11- 1	286/234	72/61	433/439	52/95	104/55	2/2
Arkansas.....	3-35	18/22	28-175 / 51-297	34-15- 0 / 20-13- 0	168/155	62/71	343/452	38/24	48/60	1/0
Totals.....	171-248	178/183	344-1309/371-1601	298-155- 8/261-132- 6	1877/2031	642/632	3186/3632	863/726	538/488	15/14

Note: Game totals are displayed in the format TEAM/OPPONENT for each category

2004 OLE MISS FOOTBALL
Ole Miss Overall Team Statistics (as of Nov 18, 2004)
All games

TEAM STATISTICS	UM	OPP
SCORING.....	171	248
Points Per Game.....	19.0	27.6
FIRST DOWNS.....	178	183
Rushing.....	72	82
Passing.....	91	83
Penalty.....	15	18
RUSHING YARDAGE.....	1309	1601
Yards gained rushing.....	1564	1851
Yards lost rushing.....	255	250
Rushing Attempts.....	344	371
Average Per Rush.....	3.8	4.3
Average Per Game.....	145.4	177.9
TDs Rushing.....	11	19
PASSING YARDAGE.....	1877	2031
Att-Comp-Int.....	298-155-8	261-132-6
Average Per Pass.....	6.3	7.8
Average Per Catch.....	12.1	15.4
Average Per Game.....	208.6	225.7
TDs Passing.....	6	13
TOTAL OFFENSE.....	3186	3632
Total Plays.....	642	632
Average Per Play.....	5.0	5.7
Average Per Game.....	354.0	403.6
KICK RETURNS: #-YARDS.....	29-599	19-343
PUNT RETURNS: #-YARDS.....	24-146	28-300
INT RETURNS: #-YARDS.....	6-100	8-38
KICK RETURN AVERAGE.....	20.7	18.1
PUNT RETURN AVERAGE.....	6.1	10.7
INT RETURN AVERAGE.....	16.7	4.8
FUMBLES-LOST.....	10-7	11-8
PENALTIES-YARDS.....	67-538	65-488
Average Per Game.....	59.8	54.2
PUNTS-YARDS.....	57-2413	52-2163
Average Per Punt.....	42.3	41.6
Net punt average.....	37.1	38.8
TIME OF POSSESSION/GAME.....	29:22	30:38
3RD-DOWN CONVERSIONS.....	36/130	52/131
3rd-Down Pct.....	28%	40%
4TH-DOWN CONVERSIONS.....	3/10	6/12
4th-Down Pct.....	30%	50%
SACKS BY-YARDS.....	15-110	17-126
MISC YARDS.....	18	45
TOUCHDOWNS SCORED.....	18	33
FIELD GOALS-ATTEMPTS.....	15-21	6-10
PAT-ATTEMPTS.....	16-16	32-32
ATTENDANCE.....	294427	247988
Games/Avg Per Game.....	5/58885	4/61997
Neutral Site Games.....		0/0

SCORE BY QUARTERS	1st	2nd	3rd	4th	OT	Total
Ole Miss.....	33	39	33	63	3	171
Opponents.....	52	85	55	56	0	248

2004 OLE MISS FOOTBALL
Ole Miss Overall Individual Statistics (as of Nov 18, 2004)
All games

RUSHING	GP-GS	Att	Gain	Loss	Net	Avg	TD	Long	Avg/G

Vashon Pearson	9-5	129	656	16	640	5.0	3	54	71.1
Alan Abrams	9-2	48	249	14	235	4.9	0	18	26.1
Robert Lane	4-0	30	212	43	169	5.6	1	50	42.2
Brandon Jacobs	9-2	44	118	7	111	2.5	5	17	12.3
Micheal Spurlock	7-2	27	100	41	59	2.2	0	11	8.4
Rick Razzano	8-7	15	64	6	58	3.9	0	15	7.2
Jamal Pittman	2-0	6	44	0	44	7.3	0	14	22.0
Lorenzo Townsend	9-1	11	41	0	41	3.7	1	9	4.6
Mike Espy	9-2	3	25	0	25	8.3	1	15	2.8
Marvin Vaughan	9-0	4	19	0	19	4.8	0	7	2.1
Kerry Johnson	9-1	1	1	0	1	1.0	0	1	0.1
Taye Biddle	9-7	1	0	10	-10	-10.0	0	0	-1.1
TEAM	6-0	6	0	41	-41	-6.8	0	0	-6.8
Ethan Flatt	8-7	19	35	77	-42	-2.2	0	13	-5.2
Total.....	9	344	1564	255	1309	3.8	11	54	145.4
Opponents.....	9	371	1851	250	1601	4.3	19	72	177.9

PASSING	GP-GS	Effic	Att-Cmp-Int	Pct	Yds	TD	Lng	Avg/G

Ethan Flatt	8-7	119.75	200-114-7	57.0	1425	6	64	178.1
Micheal Spurlock	7-2	83.78	70-30-0	42.9	341	0	43	48.7
Robert Lane	4-0	67.87	27-11-1	40.7	111	0	26	27.8
TEAM	6-0	0.00	1-0-0	0.0	0	0	0	0.0
Total.....	9	106.20	298-155-8	52.0	1877	6	64	208.6
Opponents.....	9	127.78	261-132-6	50.6	2031	13	69	225.7

RECEIVING	GP-GS	No.	Yds	Avg	TD	Long	Avg/G

Mario Hill	9-2	33	400	12.1	0	45	44.4
Bill Flowers	7-5	26	328	12.6	2	64	46.9
Kerry Johnson	9-1	23	264	11.5	0	44	29.3
Mike Espy	9-2	22	217	9.9	0	26	24.1
Taye Biddle	9-7	14	273	19.5	1	43	30.3
Rick Razzano	8-7	7	61	8.7	0	17	7.6
Vashon Pearson	9-5	6	75	12.5	0	32	8.3
Lorenzo Townsend	9-1	6	52	8.7	2	12	5.8
Eric Rice	9-6	4	61	15.2	1	31	6.8
Brandon Jacobs	9-2	4	58	14.5	0	18	6.4
Larry Kendrick	9-0	4	16	4.0	0	7	1.8
Lawrence Lilly	9-3	3	32	10.7	0	14	3.6
Matt Pierce	8-0	2	36	18.0	0	23	4.5
Alan Abrams	9-2	1	4	4.0	0	4	0.4
Total.....	9	155	1877	12.1	6	64	208.6
Opponents.....	9	132	2031	15.4	13	69	225.7

PUNT RETURNS	No.	Yds	Avg	TD	Long

Mike Espy	23	125	5.4	0	24
Marvin Vaughan	1	21	21.0	0	21
Total.....	24	146	6.1	0	24
Opponents.....	28	300	10.7	1	87

INTERCEPTIONS	No.	Yds	Avg	TD	Long

Trumaine McBride	2	23	11.5	0	23
Bryan Brown	1	34	34.0	1	34
Jayme Mitchell	1	31	31.0	0	31
Bryant Thomas	1	12	12.0	0	12
Travis Johnson	1	0	0.0	0	0
Total.....	6	100	16.7	1	34
Opponents.....	8	38	4.8	0	37

KICK RETURNS	No.	Yds	Avg	TD	Long

Mike Espy	18	366	20.3	0	44
Larry Kendrick	6	146	24.3	0	38
Bryan Brown	3	76	25.3	0	37
Taye Biddle	1	12	12.0	0	12
Patrick Willis	1	-1	-1.0	0	0
Total.....	29	599	20.7	0	44
Opponents.....	19	343	18.1	0	25

FUMBLE RETURNS	No.	Yds	Avg	TD	Long

Eric Oliver	1	18	18.0	0	18
Larry Kendrick	1	0	0.0	0	0
Total.....	2	18	9.0	0	18
Opponents.....	2	45	22.5	0	35

2004 OLE MISS FOOTBALL
Ole Miss Overall Individual Statistics (as of Nov 18, 2004)
All games

----- PATs -----																
SCORING	TD	FGs	Kick	Rush	Rcv	Pass	DXP	Saf	Points	TOTAL OFFENSE	G	Plays	Rush	Pass	Total	Avg/G

Jonathan Nichols	0	15-21	16-16	0-0	0	0-0	0	0	61	Ethan Flatt	8	219	-42	1425	1383	172.9
Brandon Jacobs	5	0-0	0-0	0-0	0	0-0	0	0	30	Vashon Pearson	9	129	640	0	640	71.1
Vashon Pearson	3	0-0	0-0	0-0	0	0-0	0	0	18	Micheal Spurlock	7	97	59	341	400	57.1
Lorenzo Townsend	3	0-0	0-0	0-0	0	0-0	0	0	18	Robert Lane	4	57	169	111	280	70.0
Bill Flowers	2	0-0	0-0	0-0	0	0-0	0	0	12	Alan Abrams	9	48	235	0	235	26.1
Taye Biddle	1	0-0	0-0	0-0	0	0-0	0	0	6	Brandon Jacobs	9	44	111	0	111	12.3
Eric Rice	1	0-0	0-0	0-0	0	0-0	0	0	6	Rick Razzano	8	15	58	0	58	7.2
Mike Espy	1	0-0	0-0	0-0	0	0-0	0	0	6	Jamal Pittman	2	6	44	0	44	22.0
Bryan Brown	1	0-0	0-0	0-0	0	0-0	0	0	6	Lorenzo Townsend	9	11	41	0	41	4.6
Robert Lane	1	0-0	0-0	0-0	0	0-0	0	0	6	Mike Espy	9	3	25	0	25	2.8
Matt Pierce	0	0-0	0-0	0-0	1	0-0	0	0	2	Marvin Vaughan	9	4	19	0	19	2.1
Ethan Flatt	0	0-0	0-0	0-1	0	1-1	0	0	0	Kerry Johnson	9	1	1	0	1	0.1
Total.....	18	15-21	16-16	0-1	1	1-1	0	0	171	Taye Biddle	9	1	-10	0	-10	-1.1
Opponents.....	33	6-10	32-32	0-1	0	0-0	0	0	248	TEAM	6	7	-41	0	-41	-6.8
										Total.....	9	642	1309	1877	3186	354.0
										Opponents.....	9	632	1601	2031	3632	403.6

FIELD GOALS	FGM-FGA	Pct	01-19	20-29	30-39	40-49	50-99	Lg	Blk

J. Nichols	15-21	71.4	0-0	5-5	6-9	4-5	0-2	47	0

FG SEQUENCE	Ole Miss	OPPONENTS

Memphis	(26) , (47)	(39) , (45)
Alabama	38	-
Vanderbilt	(40) , 36, (26) , (34) , 50, (35)	(37) , 43
Wyoming	(37) , (26) , (30) , (43)	49, (35) , (27) , (33)
Arkansas State	(23) , (31) , 47	29
South Carolina	51, (25)	-
Tennessee	30, (42)	-
Auburn	-	-
Arkansas	(33)	28

PUNTING	No.	Yds	Avg	Long	TB	FC	I20	Blkd

Cody Ridgeway	56	2383	42.6	59	7	7	14	0
Jonathan Nichols	1	30	30.0	30	0	0	1	0
Total.....	57	2413	42.3	59	7	7	15	0
Opponents.....	52	2163	41.6	61	7	7	14	1

KICKOFFS	No.	Yds	Avg	TB	OB	Retn	Net	YdLn

Jonathan Nichols	25	1560	62.4	10	1			
Wesley Bryan	14	898	64.1	8	1			
Total.....	39	2458	63.0	18	2	703	45.0	20
Opponents.....	48	2971	61.9	17	2	939	42.3	22

Numbers in (parentheses) indicate field goal was made.

2004 OLE MISS FOOTBALL
Ole Miss Overall Individual Statistics (as of Nov 18, 2004)
All games

ALL PURPOSE	G	Rush	Rec	PR	KOR	IR	Tot	Avg/G

Mike Espy	9	25	217	125	366	0	733	81.4
Vashon Pearson	9	640	75	0	0	0	715	79.4
Mario Hill	9	0	400	0	0	0	400	44.4
Bill Flowers	7	0	328	0	0	0	328	46.9
Taye Biddle	9	-10	273	0	12	0	275	30.6
Kerry Johnson	9	1	264	0	0	0	265	29.4
Alan Abrams	9	235	4	0	0	0	239	26.6
Brandon Jacobs	9	111	58	0	0	0	169	18.8
Robert Lane	4	169	0	0	0	0	169	42.2
Larry Kendrick	9	0	16	0	146	0	162	18.0
Rick Razzano	8	58	61	0	0	0	119	14.9
Bryan Brown	8	0	0	0	76	34	110	13.8
Lorenzo Townsend	9	41	52	0	0	0	93	10.3
Eric Rice	9	0	61	0	0	0	61	6.8
Micheal Spurlock	7	59	0	0	0	0	59	8.4
Jamal Pittman	2	44	0	0	0	0	44	22.0
Marvin Vaughan	9	19	0	21	0	0	40	4.4
Matt Pierce	8	0	36	0	0	0	36	4.5
Lawrence Lilly	9	0	32	0	0	0	32	3.6
Jayme Mitchell	8	0	0	0	0	31	31	3.9
Trumaine McBride	9	0	0	0	0	23	23	2.6
Bryant Thomas	6	0	0	0	0	12	12	2.0
Patrick Willis	8	0	0	0	-1	0	-1	-0.1
TEAM	6	-41	0	0	0	0	-41	-6.8
Ethan Flatt	8	-42	0	0	0	0	-42	-5.2
Total.....	9	1309	1877	146	599	100	4031	447.9
Opponents.....	9	1601	2031	300	343	38	4313	479.2

2004 OLE MISS FOOTBALL
Ole Miss Overall Defensive Statistics (as of Nov 18, 2004)
All games

DEFENSIVE LEADERS	-----Tackles-----					-Sacks-		---Pass Def---			-Fumbles-		Blkd	
	GP	Solo	Ast	Total	TFL/Yds	No-Yds	Int-Yds	BrUp	QBH	Rcv-Yds	FF	Kick	Saf	
20 Charles Clark	9	49	15	64	1.5-1	.	.	3	.	1-0	.	.	.	
81 Rob Robertson	9	43	17	60	5.5-9	1.0-3	.	1	2	
38 Eric Oliver	9	45	12	57	1.0-3	.	.	5	.	1-18	1	.	.	
49 Patrick Willis	8	36	13	49	7.0-30	2.0-14	.	1	.	1-0	.	.	.	
39 Kelvin Robinson	9	35	14	49	5.5-17	2.5-13	.	3	.	1-0	2	1	.	
3 Trumaine McBride	9	26	6	32	1.0-2	.	2-23	11	
57 Brian Lester	9	26	6	32	3.0-7	1.0-1	.	.	1	
68 McKinley Boykin	9	28	4	32	8.5-25	2.0-11	.	.	.	1-0	.	.	.	
26 Garry Pack	9	17	9	26	1.0-1	.	.	.	2	
9A Travis Johnson	8	24	1	25	1.0-10	1.0-10	1-0	10	
72 Michael Bozeman	8	16	7	23	7.0-28	1.5-18	.	.	3	.	1	.	.	
77 Jayme Mitchell	8	18	5	23	5.0-15	1.0-9	1-31	2	1	
96 Cory Robinson	9	14	7	21	4.5-16	1.0-11	.	.	3	
99 Corvelli Haynes	9	8	3	11	2.0-14	1.0-10	1	.	
90 Brandon Jenkins	9	4	6	10	1.0-10	1.0-10	
28 Nate Banks	9	9	1	10	1-0	.	.	.	
98 Chris Herring	5	6	1	7	2.0-6	
54 Jeremy Garrett	4	5	2	7	0.5-0	
91 Andrew Wicker	7	5	2	7	
31 Iroko Ayodele	9	7	.	7	1.0-1	
4 Bryan Brown	8	3	1	4	.	.	1-34	
25 Larry Kendrick	9	4	.	4	1-0	.	.	.	
56 Viciente DeLoach	1	2	1	3	0.5-1	
7 Taye Biddle	9	3	.	3	
85 Robert Hough	9	2	1	3	
22 Kareem Moore	9	2	.	2	
61 Daniel Booth	6	2	.	2	
33 Lorenzo Townsend	9	2	.	2	
TM TEAM	6	2	.	2	2	.	.	
64 Sidney McLaurin	9	1	.	1	1-0	.	.	.	
97 Cody Ridgeway	9	1	.	1	
92 Dedrick Clark	1	.	1	1	
32 Keith Houston	9	1	.	1	
14 Bryant Thomas	6	1	.	1	.	.	1-12	1	
43 Marvin Vaughan	9	1	.	1	
34 Shawn Johnson	1	.	1	1	
35 Edwin Gelin	5	1	.	1	
15 Robert Lane	4	1	.	1	
2 Kerry Johnson	9	1	.	1	
86 Jonathan Nichols	9	1	.	1	
11 Mike Espy	9	1	.	1	
47 Corey Mills	2	1	
Total.....	9	453	136	589	58-196	15-110	6-100	37	13	8-18	6	2	.	
Opponents.....	9	492	120	612	43-193	17-126	8-38	36	17	7-45	7	.	.	

REBEL SUPERLATIVES

—TEAM—

—FIRST DOWNS—

Most First Downs	.35, at Wyoming (9/25)
Most by Rushing	.11, at Wyoming (9/25)
	11, at South Carolina (10/9)
Most by Passing	.20, at Wyoming (9/25)
Most by Penalty	.4, at Wyoming (9/25)
Fewest First Downs	.9, at Alabama (9/11)
Fewest by Rushing	.2, at Alabama (9/11)
Fewest by Passing	.6, at Alabama (9/11)

—RUSHING—

Most Rushes	.46, vs. Arkansas State (10/2)
Most Rushing Yards	.221, at Wyoming (9/25)
Highest Yards Per Rush	.6.2, at Arkansas (11/13)
Most Rushing TDs	.3, at Wyoming (9/25)
	3, at South Carolina (10/9)
Fewest Rushes	.28, at Arkansas (11/13)
Fewest Rushing Yds	.58, vs. Memphis (9/4)
Lowest Avg. Per Rush	.1.8, vs. Memphis (9/4)

—PASSING—

Most Attempts	.56, at Wyoming (9/25)
Most Completions	.26, at Wyoming (9/25)
Most Yards	.346, at Wyoming (9/25)
Most Yards Per Pass	.9.5, vs. Auburn (10/30)
Most TD Passes	.2, vs. Arkansas State (10/2)
	2, vs. Auburn (10/30)
Highest Comp. Pct.	.75.0 (18-24)
	vs. Arkansas State (10/2)
Most Intercepted	.4, at Wyoming (9/25)

Fewest Attempts	.24, vs. Arkansas State (10/2)
Fewest Completions	.10, at Alabama (9/11)
Fewest Passing Yards	.117, at Alabama (9/11)
Lowest Yards Per Pass	.4.3, at Alabama (9/11)

—TOTAL OFFENSE—

Most Plays	.100, at Wyoming (9/25)
Most Yards	.567, at Wyoming (9/25)
Highest Avg. Yards Per Play	.6.0 (72-433)
	vs. Auburn (10/30)

Fewest Plays	.56, at Alabama (9/11)
Fewest Yards	.192, at Alabama (9/11)
Lowest Avg. Yards Per Play	.3.4 (56-192)
	at Alabama (9/11)

—SCORING—

Most Points Scored	.32, at Wyoming (9/25)
Most Points in a Quarter	.14 (1st)
	at South Carolina (10/9)
Most Points in a Half	.21 (1st)
	at South Carolina (10/9)
Fewest Points Scored	.3, at Arkansas (11/13)

—TIME OF POSSESSION—

Highest TOP	.36.03, vs. Auburn (10/30)
Lowest TOP	.22.48, at Alabama (9/11)

—TURNOVERS—

Most Turnovers	.5, at Wyoming (9/25)
Had Intercepted	.4, at Wyoming (9/25)
Most Fumbles	.3, at Alabama (9/11)
Most Fumbles Lost	.1, 7x, MR: at Arkansas (11/13)

—PENALTIES—

Penalties	.14, at Wyoming (9/25)
Penalty Yards	.104, vs. Auburn (10/30)

—DEFENSE—

Sacks By	.6, vs. Vanderbilt (9/18)
Most Takeaways	.2, at Alabama (9/11)
	2, at Wyoming (9/25)
	2, vs. Arkansas State (10/2)
	2, vs. Tennessee (10/16)
	2, vs. Auburn (10/30)
Most Interceptions	.1, vs. Memphis (9/4)
	1, vs. Vanderbilt (9/18)
	1, at Wyoming (9/25)
	1, vs. Arkansas State (10/2)
	1, vs. Tennessee (10/16)
	1, vs. Auburn (10/30)
Most Fumbles Caused	.2, at Alabama (9/11)
	2, vs. Vanderbilt (9/18)
	2, at Wyoming (9/25)
	2, at South Carolina (10/9)
Most Fumbles Recovered	.2, at Alabama (9/11)

—INDIVIDUAL—

Rushes	.24, Vashon Pearson
	vs. Arkansas State (10/2)
Rushing Yards	.139, Vashon Pearson at Wyoming (9/25)
Rushing TDs	.2, Brandon Jacobs at Wyoming (9/25)
Long Rush	.54, Vashon Pearson vs. Vanderbilt (9/18)
Pass Attempts	.44, Ethan Flatt at Wyoming (9/25)
Completions	.21, Ethan Flatt vs. Vanderbilt (9/18)
Yards Passing	.284, Ethan Flatt at Wyoming (9/25)
TD Passes	.2, Ethan Flatt vs. Auburn (10/30)
	2, Ethan Flatt vs. Auburn (10/30)

Receptions	.10, Bill Flowers vs. Vanderbilt (9/18)
Receiving Yards	.142, Mario Hill at Wyoming (9/25)
TD Receptions	.2, Lorenzo Townsend
	vs. Arkansas State (10/2)
Long Reception	.64, Bill Flowers vs. Auburn (10/30)

Total Offensive Yards	.262 (-22 rush: 284 pass)
	Ethan Flatt at Wyoming (9/25)
Total Offense Plays (rush+pass)	.46 (2+44)
	Ethan Flatt at Wyoming (9/25)

Yards From Scrimmage	.147, Vashon Pearson
	at Wyoming (9/25)
All Purpose Yards	.186, Mike Espy at Wyoming (9/25)
All Purpose Attempts	.24, Vashon Pearson
	vs. Arkansas State (10/2)

Points Scored	.14, Jonathan Nichols vs. Vanderbilt (9/18)
	14, Jonathan Nichols at Wyoming (9/25)
Touchdowns	.2, Brandon Jacobs at Wyoming (9/25)
	2, Lorenzo Townsend vs. Arkansas State (10/2)
Field Goals Attempted	.6, Jonathan Nichols
	vs. Vanderbilt (9/18)
Long Field Goal	.47, Jonathan Nichols
	vs. Memphis (9/4)
PATs Made	.4, Jonathan Nichols
	at South Carolina (10/9)
PATs Attempted	.4, Jonathan Nichols
	at South Carolina (10/9)

Punts	.10, Cody Ridgeway vs. Memphis (9/4)
Punt Yards	.457, Cody Ridgeway vs. Memphis (9/4)
Punting Avg. (min 2)	.48.2, Cody Ridgeway
	at South Carolina (10/9)
Long Punt	.59, Cody Ridgeway vs. Memphis (9/4)

Punt Returns	.4, Mike Espy at South Carolina (10/9)
Punt Return Yards	.39, Mike Espy at Wyoming (9/25)
Long Punt Return	.24, Mike Espy at Wyoming (9/25)

Kickoff Returns	.3, Mike Espy at Wyoming (9/25)
Kickoff Return Yards	.74, Mike Espy at Wyoming (9/25)
Long Kickoff Return	.44, Mike Espy at Alabama (9/11)

Tackles	.13, Patrick Willis at Arkansas (11/13)
Sacks	.2.0, Kelvin Robinson at South Carolina (10/9)
TFLs	.3.0, Patrick Willis at South Carolina (10/9)

Interceptions	.1, Trumaine McBride vs. Memphis (9/4)
	1, Trumaine McBride vs. Vanderbilt (9/18)
	1, Bryant Thomas at Wyoming (9/25)
	1, Jayme Mitchell vs. Arkansas State (10/2)
	1, Bryan Brown vs. Tennessee (10/16)
	1, Travis Johnson vs. Auburn (10/30)

—OPPONENT TEAM—

—FIRST DOWNS—

Most First Downs	.24, Memphis (9/4)
	24, Wyoming (9/25)
Most by Rushing	.15, Arkansas (11/13)
Most by Passing	.12, Memphis (9/4)
	12, vs. Tennessee (10/16)
Most by Penalty	.5, Wyoming (9/25)

Fewest First Downs	.17, vs. Tennessee (10/16)
Fewest by Rushing	.4, vs. Tennessee (10/16)
Fewest by Passing	.7, Vanderbilt (9/18)
	7, Auburn (10/30)

—RUSHING—

Most Rushes	.51, Arkansas (11/13)
Most Rushing Yards	.297, Arkansas (11/13)
Highest Avg. Per Rush	.5.8, Arkansas (11/13)
Most Rushing TDs	.4, Auburn (10/30)
Fewest Rushes	.29, Arkansas State (10/2)
Fewest Rushing Yds	.118, Tennessee (10/16)
Lowest Avg. Per Rush	.2.9 (44-126), Memphis (9/4)

—PASSING—

Most Attempts	.43, Memphis (9/4)
Most Completions	.21, Memphis (9/4)
Most Yards	.349, South Carolina (10/9)
Most Yards Per Pass	.10.6,
	(33-349), South Carolina (10/9)
	(22-234), Auburn (10/30)
Most TD Passes	.2, Alabama (9/11)
	2, Wyoming (9/25)
	2, South Carolina (10/9)

Highest Comp. Pct.	.65.0 (13-20), Arkansas (11/13)
Most Intercepted	.1, Memphis (9/4)
	1, Vanderbilt (9/18)
	1, Wyoming (9/25)
	1, Arkansas State (10/2)
	1, Tennessee (10/16)
	1, Auburn (10/30)

Fewest Attempts	.17, Vanderbilt (9/18)
Fewest Completions	.9, Vanderbilt (9/18)
Fewest Passing Yards	.131, Vanderbilt (9/18)
Lowest Yards Per Pass	.5.9 (39-230),
	Arkansas State (10/2)

—TOTAL OFFENSE—

Most Plays	.87, Memphis (9/4)
Most Yards	.491, South Carolina (10/9)
Highest Avg. Yards Per Play	.7.2 (61-439),
	Auburn (10/30)

Fewest Plays	.61, Auburn (10/30)
Fewest Yards	.314, Vanderbilt (9/18)
Lowest Avg. Yards Per Play	.4.5 (87-392),
	Memphis (9/4)

—SCORING—

Most Points Scored	.37, Wyoming (9/25)
Most Points in a Quarter	.14, 7x,
	MR: (1st and 2nd), Arkansas (11/13)
Most Points in a Half	.28 (2nd), Auburn (10/30)
	28 (1st), Arkansas (11/13)
Fewest Points Scored	.20, Memphis (9/4)

—TIME OF POSSESSION—

Highest TOP	.37:12, Alabama (9/11)
Lowest TOP	.23:57, Auburn (10/30)

—TURNOVERS—

Most Turnovers	.2, Alabama (9/11)
	2, Vanderbilt (9/18)
	2, Wyoming (9/25)
	2, Arkansas State (10/2)
	2, Tennessee (10/16)
	2, Auburn (10/30)
Had Intercepted	.1, Memphis (9/4)
	1, Vanderbilt (9/18)
	1, Wyoming (9/25)
	1, Arkansas State (10/2)
	1, Tennessee (10/16)
	1, Auburn (10/30)
Most Fumbles	.2, Alabama (9/11)
	2, Vanderbilt (9/18)
	2, Wyoming (9/25)
Most Fumbles Lost	.2, Alabama (9/11)

—PENALTIES—

Penalties	.11, Memphis (9/4)
Penalty Yards	.70, Memphis (9/4)

—DEFENSE—

Sacks By	.7, Auburn (10/30)
Most Takeaways	.5, Wyoming (9/25)
Most Interceptions	.4, Wyoming (9/25)
Most Fumbles Caused	.3, Alabama (9/11)
Most Fumbles Recovered	.1, 7x,
	MR: Arkansas (11/13)

—OPPONENT INDIVIDUAL—

Rushes	.26, Gerald Riggs Jr., Tennessee (10/16)
Rushing Yards	.129, Antonio Warren,
	Arkansas State (10/2)
Rushing TDs	.1, 19x, MR: Matt Jones, Peyton
	Hillis and DeCori Birmingham, Arkansas (11/13)
Long Rush	.72, Matt Jones, Arkansas (11/13)

Pass Attempts	.43, Danny Wimprine, Memphis (9/4)
Completions	.21, Danny Wimprine, Memphis (9/4)
Yards Passing	.291, Syvelle Newton,
	South Carolina (10/9)
TD Passes	.2, Brodie Croyle, Alabama (9/11)

Receptions	.6, Jovon Bouknight, Wyoming (9/25)
Receiving Yards	.82, Robert Meachem, Tennessee (10/16)
TD Receptions	.2, Jared Hicks, Arkansas (11/13)
Long Reception	.69, Josh Barge, Wyoming (9/25)
Total Offensive Yards	.291, Syvelle Newton,
	South Carolina (10/9)
Total Offense Plays (rush+pass)	.46 (7 rush, 39 pass)
	Nick Nocer, Arkansas State (10/2)
	46 (19 rush, 27 pass)
	Syvelle Newton, South Carolina (10/9)

Yards From Scrimmage	.166, Carnell Williams,
	Auburn (10/30)
All Purpose Yards	.237, Carnell Williams,
	Auburn (10/30)
All Purpose Att.	.40, DeAngelo Williams, Memphis (9/4)

Points Scored	.13, Deric Yaussi, Wyoming (9/25)
Touchdowns	.2, Ray Hudson, Alabama (9/11)
	2, Josh Barge, Wyoming (9/25)
	2, Jared Hicks, Arkansas (11/13)
Field Goals	.3, Deric Yaussi, Wyoming (9/25)
Field Goals Atts	.4, Deric Yaussi, Wyoming (9/25)
Long Field Goal	.45, Stephen Gostkowski, Memphis (9/4)
PATs Made	.5, John Vaughn, Auburn (10/30)
	5, Chris Balseiro, Arkansas (11/13)
PATs Attempted	.5, John Vaughn, Auburn (10/30)
	5, Chris Balseiro, Arkansas (11/13)

Punts	.7, Josh Brown, South Carolina (10/9)
	7, Dustin Colquitt, Tennessee (10/16)
Punt Yards	.286, Dustin Colquitt, Tennessee (10/16)
	286, Kody Bliss, Auburn (10/30)
Punting Avg.	.47.7, Kody Bliss, Auburn (10/30)
Long Punt	.61, Kody Bliss, Auburn (10/30)

Punt Returns	.6, Carnell Williams, Auburn (10/30)
Punt Return Yards	.87, Josh Barge, Wyoming (9/25)
Long Punt Return	.87, Josh Barge, Wyoming (9/25)

Kickoff Returns	.4, Antonio Warren,
	Arkansas State (10/2)
Kickoff Return Yards	.67, Jovon Bouknight,
	Wyoming (9/25)
Long Kickoff Return	.25, Brandon Brooks,
	Alabama (9/11)
	25, Jovon Bouknight, Wyoming (9/25)

Tackles	.16, John Wendling, Wyoming (9/25)
Sacks	.2.0, Parys Haralson, Tennessee (10/16)
	2.0, Stanley McClover, Auburn (10/30)
TFLs	.5.0, Parys Haralson, Tennessee (10/16)

INDIVIDUAL GAME-BY-GAME PASSING STATISTICS

No.	Player	Totals Att-Comp-Int Yds-TD	MEM	ALA	VU	WYO	ASU	USC	UT	AUB	ARK	LSU	MSU
19	Flatt	200-114-7 1425-6	DNP	12-5-0 63-1	32-21-0 187-0	44-19-4 284-1	24-18-1 179-2	27-18-0 214-1	20-10-2 147-0	20-12-0 225-2	21-11-0 126-0		
16	Spurlock	70-30-0 341-0	31-11-0 182-0	15-5-0 54-0	3-2-0 8-0	12-7-0 62-0	DNP	5-2-0 22-0	3-2-0 4-0	1-1-0 9-0	DNP		
15	Lane	27-11-1 111-0	DNP	DNP	DNP	DNP	DNP	2-0-0 0-0	3-2-0 17-0	9-5-1 52-0	13-4-0 42-0		
	Team	298-155-8 1877-6	31-11-0 182-0	27-10-0 117-1	36-23-0 195-0	56-26-4 346-0	24-18-1 179-2	34-20-0 236-1	26-14-2 168-0	30-18-1 286-2	34-15-0 168-0		
	Opponents	261-132-6 2031-13	43-21-1 266-1	22-14-0 169-2	17-9-1 131-1	32-16-1 239-2	39-17-1 230-1	33-15-0 349-2	33-16-1 258-1	22-11-1 234-1	20-13-0 155-2		

INDIVIDUAL GAME-BY-GAME RUSHING STATISTICS

No.	Player	Totals Att-Yds-TD	MEM	ALA	VU	WYO	ASU	USC	UT	AUB	ARK	LSU	MSU
24	Pearson	129-640-3	14-60-1	12-42-0	17-111-1	21-139-0	24-129-0	21-96-1	13-31-0	4-21-0	3-11-0		
9	Abrams	48-235-0	2-(-1)-0	5-13-0	2-19-0	8-52-0	9-42-0	5-22-0	2-6-0	11-59-0	4-23-0		
15	Lane	30-169-1	DNP	DNP	DNP	DNP	DNP	4-16-1	7-44-0	10-15-0	9-94-0		
27	Jacobs	44-111-5	4-8-0	6-24-0	2-1-0	10-23-2	3-4-1	3-19-1	7-10-1	7-22-0	2-0-0		
16	Spurlock	27-59-0	11-6-0	2(-11)	1-4-0	2-14-0	DNP	8-34-0	3-12-0	0-0-0	DNP		
42	Razzano	15-58-0	DNP	2-20-0	8-28-0	0-0-0	4-8-0	0-0-0	0-0-0	1-2-0	0-0-0		
21	Pittman	6-44-0	DNP	DNP	DNP	DNP	DNP	DNP	DNP	4-30-0	2-14-0		
33	Townsend	11-41-1	0-0-0	0-0-0	4-17-1	0-0-0	2-7-0	1-2-0	2-3-0	1-6-0	1-6-0		
11	Espy	3-25-1	0-0-0	0-0-0	0-0-0	1-15-1	1-2-0	0-0-0	0-0-0	0-0-0	1-8-0		
43	Vaughan	4-19-0	0-0-0	0-0-0	0-0-0	0-0-0	0-0-0	0-0-0	0-0-0	0-0-0	4-19-0		
2	Johnson	1-1-0	0-0-0	0-0-0	0-0-0	0-0-0	0-0-0	1-1-0	0-0-0	0-0-0	0-0-0		
7	Biddle	1(-10)-0	0-0-0	1(-10)-0	0-0-0	0-0-0	0-0-0	0-0-0	0-0-0	0-0-0	0-0-0		
TM	Team	6-(-41)	2(-15)	1-(-3)	1-(-19)	0-0	1-(-2)	1-(-2)	0-0	0-0	0-0		
19	Flatt	19-(-42)-0	DNP	0-0-0	4-9-0	2-(-22)-0	2-6-0	1-(-10)-0	4-(-17)-0	4-(-8)-0	2-0-0		
	Team	344-1309-11	33-58-1	29-75-0	39-170-2	44-221-3	46-196-2	45-178-3	38-89-1	42-147-0	28-175-0		
	Opponents	371-1601-19	44-126-1	47-221-2	47-183-2	38-158-1	29-151-2	39-142-2	37-118-2	39-205-4	51-297-3		

INDIVIDUAL GAME-BY-GAME RECEIVING STATISTICS

No.	Player	Totals No-Yds-TD	MEM	ALA	VU	WYO	ASU	USC	UT	AUB	ARK	LSU	MSU
87	Hill	33-400-0	1-21-0	3-22-0	6-75-0	8-142-0	4-35-0	2-15-0	4-44-0	5-46-0	0-0-0		
84	Flowers	26-328-2	1-10-0	2-22-0	10-75-0	DNP	DNP	4-64-1	1-19-0	2-70-1	5-68-0		
2	Johnson	23-264-0	3-29-0	0-0-0	1-(-4)	1-18-0	4-32-0	5-52-0	2-50-0	4-69-0	3-18-0		
11	Espy	22-217-0	2-32-0	1-4-0	4-28-0	5-58-0	5-53-0	2-1-0	1-2-0	1-26-0	1-13-0		
7	Biddle	14-273-1	3-83-0	0-0-0	0-0-0	2-20-0	0-0-0	5-93-0	0-0-0	2-40-1	2-37-0		
42	Razzano	7-61-0	DNP	1-9-0	0-0-0	1-8-0	2-26-0	1-0-0	1-7-0	1-11-0	0-0-0		
24	Pearson	6-75-0	1-7-0	0-0-0	0-0-0	1-8-0	0-0-0	0-0-0	2-45-0	1-2-0	1-13-0		
33	Townsend	6-52-2	0-0-0	0-0-0	1-7-0	2-14-0	2-20-2	1-11-0	0-0-0	0-0-0	0-0-0		
80	Rice	4-61-1	0-0-0	2-37-1	0-0-0	1-20-0	0-0-0	0-0-0	1-4-0	0-0-0	0-0-0		
27	Jacobs	4-58-0	0-0-0	0-0-0	0-0-0	3-40-0	0-0-0	0-0-0	0-0-0	1-18-0	0-0-0		
25	Kendrick	4-16-0	0-0-0	0-0-0	0-0-0	0-0-0	0-0-0	0-0-0	1-(-3)-0	0-0-0	3-19-0		
88	Lilly	3-32-0	0-0-0	0-0-0	1-14-0	2-18-0	0-0-0	0-0-0	0-0-0	0-0-0	0-0-0		
23	Pierce	2-36-0	0-0-0	1-23-0	0-0-0	0-0-0	1-13-0	0-0-0	0-0-0	0-0-0	0-0-0		
9	Abrams	1-4-0	0-0-0	0-0-0	0-0-0	0-0-0	0-0-0	0-0-0	0-0-0	1-4-0	0-0-0		
	Team	155-1877-6	11-182-0	10-117-1	23-195-0	26-346-0	18-179-2	20-236-1	14-168-0	18-286-2	15-168-0		
	Opponents	132-2031-13	21-266-1	14-169-2	9-131-1	16-239-2	17-230-1	15-349-2	16-258-1	11-234-1	13-155-2		

INDIVIDUAL GAME-BY-GAME KICKOFF RETURN STATISTICS

No.	Player	Totals No-Yds-Lg	MEM	ALA	VU	WYO	ASU	USC	UT	AUB	ARK	LSU	MSU
11	Espy	18-366-44	2-53-36	2-62-44	1-24-24	3-74-31	2-9-9	2-46-31	3-48-20	2-35-18	1-15-15		
25	Kendrick	6-146-38	0-0-0	0-0-0	0-0-0	1-25-25	1-16-16	2-62-38	0-0-0	1-24-24	1-19-19		
4	Brown	3-76-37	0-0-0	DNP	2-65-37	0-0-0	1-11-11	0-0-0	0-0-0	0-0-0	0-0-0		
7	Biddle	1-12-12	0-0-0	0-0-0	0-0-0	0-0-0	0-0-0	0-0-0	1-12-12	0-0-0	0-0-0		
49	Willis	1-(-1)-(-1)	0-0-0	0-0-0	0-0-0	0-0-0	0-0-0	0-0-0	0-0-0	0-0-0	1-(-1)-(-1)		
	Team	29-599-44	2-53-36	2-62-44	3-89-37	4-99-31	4-36-16	4-108-38	4-60-20	3-59-24	3-33-19		
	Opponents	19-343-25	2-44-24	1-25-25	3-51-21	3-67-25	5-55-16	1-19-19	3-58-21	1-24-24	0-0-0		

INDIVIDUAL GAME-BY-GAME PUNT RETURN STATISTICS

No.	Player	Totals No-Yds-Lg	MEM	ALA	VU	WYO	ASU	USC	UT	AUB	ARK	LSU	MSU
11	Espy	23-125-24	1-19-19	3-31-17	2-0-0	2-39-24	3-2-2	4-14-14	3-22-13	3-(-7)-0	2-5-5		
43	Vaughan	1-21-21	0-0-0	0-0-0	0-0-0	1-21-21	0-0-0	0-0-0	0-0-0	0-0-0	0-0-0		
	Team	24-146-24	1-19-19	3-31-17	2-0-0	3-60-24	3-2-2	4-14-14	3-22-13	3-(-7)-0	2-5-5		
	Opponents	28-300-87	5-62-20	2-5-2	2-11-21	1-87-87	5-38-13	1-3-3	3-9-9	6-71-38	3-14-7		

TEAM GAME-BY-GAME STATISTICS

Total Offense		MEM	ALA	VU	WYO	ASU	USC	UT	AUB	ARK	LSU	MSU
Yards	UM	240	192	365	567	375	414	257	433	343		
	Opp	392	390	314	397	381	491	376	439	452		
Total Plays	UM	64	56	75	100	70	79	64	72	62		
	Opp	87	69	64	70	68	72	70	61	71		
Avg/Play	UM	3.8	3.4	4.9	5.7	5.4	5.2	4.0	6.0	5.5		
	Opp	4.5	5.7	4.9	5.7	5.6	6.8	5.4	7.2	6.4		
Rushing												
Yards	UM	58	75	170	221	196	178	89	147	175		
	Opp	126	221	183	158	151	142	118	205	297		
Carries	UM	33	29	39	44	46	45	38	42	28		
	Opp	44	47	47	38	29	39	37	39	51		
TDs	UM	1	0	2	3	1	3	1	0	0		
	Opp	1	2	2	1	2	2	2	4	3		
Passing												
Yards	UM	182	117	195	346	179	236	168	286	168		
	Opp	266	169	131	239	230	349	258	234	155		
Attempts	UM	31	27	36	56	24	34	26	30	34		
	Opp	43	22	17	32	39	33	33	22	20		
Completions	UM	11	10	23	26	18	20	14	18	15		
	Opp	21	14	9	16	17	15	16	11	13		
Comp. %	UM	35.4	37.0	63.9	46.4	75.0	58.5	53.8	60.0	44.1		
	Opp	48.4	63.6	52.9	50.0	43.6	45.5	48.5	50.0	65.0		
TDs	UM	0	1	0	0	2	1	0	2	0		
	Opp	1	2	1	2	1	2	1	1	2		
Had Intercepted	UM	0	0	0	4	1	0	2	1	0		
	Opp	1	0	1	1	1	0	1	1	0		
First Downs												
Total	UM	15	9	21	35	21	23	16	20	18		
	Opp	24	22	18	24	19	19	17	18	22		
Rushing	UM	5	2	9	11	9	11	6	10	9		
	Opp	8	11	9	8	7	10	4	10	15		
Passing	UM	9	6	10	20	12	11	7	8	8		
	Opp	12	8	7	11	11	9	12	7	6		
Penalty	UM	1	1	2	4	0	1	3	2	1		
	Opp	4	3	2	5	1	0	1	1	1		
Time of Possession	UM	24:57	22:48	31:48	29:18	32:09	31:55	30:35	36:03	24:49		
	Opp	35:03	37:12	28:12	30:42	27:51	28:05	29:25	23:57	35:11		
Third Down	UM	3-15	5-16	6-17	6-15	3-13	3-13	4-15	4-14	2-12		
Conversions	Opp	8-18	7-12	5-13	3-13	5-15	4-15	8-18	3-11	9-16		
Fourth Down	UM	0-0	0-1	0-0	1-2	0-0	2-2	0-0	0-2	0-3		
Conversions	Opp	0-1	0-0	0-2	1-1	0-1	3-4	1-1	0-1	1-1		
Punting	UM	10-45.7	7-41.6	5-39.6	2-35.5	6-40.5	6-48.2	7-38.7	8-40.1	6-45.3		
No./Avg.	Opp	6-39.5	5-43.6	4-44.5	3-45.7	7-41.7	7-39.9	8-40.2	6-47.7	5-38.6		
Fumbles	UM	0-0	3-1	1-1	1-1	0-0	2-1	1-1	1-1	1-1		
No./Lost	Opp	0-0	2-2	2-1	2-1	1-1	2-1	1-1	1-1	0-0		
Penalties	UM	7-60	9-73	5-50	14-97	7-50	5-30	3-26	10-104	7-48		
	Opp	11-70	5-46	7-65	6-44	5-40	6-48	9-60	8-55	8-60		
Punt Returns	UM	1-19	3-31	2-0	2-39	3-2	4-14	3-22	3-(-7)	2-5		
	Opp	5-62	2-5	2-11	1-87	5-38	1-3	3-9	6-71	3-14		
Kickoff Returns	UM	2-53	2-62	3-89	4-99	4-36	4-108	4-60	3-59	3-33		
	Opp	2-44	1-25	3-51	4-42	5-55	1-19	3-58	1-24	0-0		
Sacks By	UM	0-0	0-0	6-44	2-20	2-21	4-24	1-1	0-0	0-0		
	Opp	1-22	1-15	1-7	1-6	0-0	0-0	4-30	7-40	2-6		

—RUSHING—

RUSHING YARDS — SEASON

Player, Year	Att.	Yards	Avg.	TD
1. Kayo Dottley, 1949	208	1312	6.3	14
2. Deuce McAllister, 1998	212	1082	5.1	7
3. Kayo Dottley, 1950	191	1007	5.3	4
4. Cory Philpot, 1992	190	994	5.2	3
5. Randy Baldwin, 1990	163	970	5.9	11
6. Joe Gunn, 1999	182	951	5.3	5
7. Dou Innocent, 1994	182	910	5.0	4
8. Joe Gunn, 2001	200	870	4.3	9
9. Dou Innocent, 1995	192	868	4.5	5
10. John Avery, 1997	166	862	5.2	7
17. Merle Hapes, 1940	108	698	6.5	10
Harol Lofton, 1952	137	698	6.5	10
19. Andre Thomas, 1982	173	686	4.0	6
20. Leon Perry, 1979	160	678	4.2	10

Vashon Pearson, 2004129 640 5.0 3

RUSHING YARDS — CAREER

Player, Years	Att.	Yards	Avg.	TD
1. Deuce McAllister, RB, 1997-2000	616	3060	5.0	37
2. Joe Gunn, RB, 1998-2001	630	2749	4.4	22
3. Kayo Dottley, FB, 1947-50	478	2654	5.5	21
4. Dou Innocent, FB-RB, 1991-92; 1994-95	494	2322	4.7	11
5. Leon Perry, FB, 1976-79	471	2135	4.5	18
6. Charlie Flowers, FB, 1957-59	307	1730	5.6	13
7. John Avery, RB, 1996-97	347	1650	4.8	12
8. Randy Baldwin, 1989-90	270	1612	6.0	20
9. Buford McGee, 1979-83	367	1557	4.2	13
10. Arthur Humphrey, FB, 1981-84	384	1536	4.0	9
11. Andre Thomas, TB, 1979-82	353	1482	4.2	12
12. Ed Thiopen, 1987-90	329	1467	4.5	12
13. Paul Hofer, FB, 1972-75	296	1430	4.8	2
14. Paige Cothren, FB, 1954-56	272	1390	5.1	12
15. Bobby Wade, FB, 1965-67	322	1383	4.3	3
16. Merle Hapes, FB, 1939-41	279	1379	4.9	19
17. Michael Sweet, TB, 1974-76	313	1376	4.4	8
18. Stephen Ainsworth, TB, 1970-72	324	1361	4.2	17
19. Stephen Hindman, TB, 1966-68	356	1332	3.7	9
20. Mike Dennis, FB, 1963-65	354	1323	3.7	13
21. James Reed, TB, 1973-75	291	1309	4.5	9
22. William Hooper, FB, 1979-80; 82	331	1305	3.9	6
23. John Fourcade, QB, 1978-1981	456	1301	2.9	22

Vashon Pearson, RB, 2002-....301 1274 4.2 12

RUSHING ATTEMPTS — SEASON

Player, Year	No.
1. Steve Hindman, 1967	215
2. Deuce McAllister, 1998	212
3. Kayo Dottley, 1949	208
4. Joe Gunn, 2001	200
5. Dou Innocent, 1995	192
6. Kayo Dottley, 1950	191
7. Cory Philpot, 1992	190
8. Dou Innocent, 1994	182
Joe Gunn, 1999	182
10. John Avery, 1996	181

Vashon Pearson, 2004129

RUSHING ATTEMPTS — CAREER

Player, Years	No.
1. Joe Gunn, 1998-2001	630
2. Deuce McAllister, 1997-2000	616
3. Dou Innocent, 1991-92; 94-95	494
4. Kayo Dottley, 1947-1950	478
5. Leon Perry, 1976-1979	471
6. John Fourcade, 1978-1981	456
7. Arthur Humphrey, 1981-1984	384
8. Buford McGee, 1979-1983	367
9. Stephen Hindman, 1966-1968	356
10. Mike Dennis, 1963-1965	354

Vashon Pearson, 2002-....301

RUSHING TOUCHDOWNS — SEASON

Player, Year	No.
1. Kayo Dottley, 1949	14
Archie Manning, 1969	14
Deuce McAllister, 2000	14
4. Deuce McAllister, 1999	12
Parker Hall, 1938	11
Charlie Flowers, 1959	11
Stephen Ainsworth, 1971	11

Randy Baldwin, 1990	11
9. Merle Hapes, 1940	10
Leon Perry, 1979	10

Brandon Jacobs, 20045

RUSHING TOUCHDOWNS — CAREER

Player, Years	No.
1. Deuce McAllister, 1997-2000	37
2. John Fourcade, 1978-81	22
Joe Gunn, 1998-2001	22
4. Kayo Dottley, 1947-50	21
5. Randy Baldwin, 1989-90	20
6. Merle Hapes, 1939-41	19
7. Leon Perry, 1976-79	18
8. Stephen Ainsworth, 1970-72	17
9. Marvin Courtney, 1990-93	15
10. Allen Muirhead, 1951-54	14

Vashon Pearson, 2002-....12

Brandon Jacobs, 2001-....9

—PASSING—

PASSING YARDS — SEASON

Player, Year	Att-Cmp-Int	Yards	Pct.	TD
1. Eli Manning, 2003	441-275-10	3600	62.4	29
2. Eli Manning, 2002	481-279-15	3401	58.0	21
3. Eli Manning, 2001	408-259-9	2948	63.5	31
4. Stewart Patridge, 1997	352-228-7	2667	64.8	12
5. John Darnell, 1989	301-167-11	2326	55.5	11
6. Romaro Miller, 1998	326-184-11	2273	56.4	11
7. Josh Nelson, 1994	308-168-6	2028	54.5	15
8. Kent Austin, 1982	307-186-10	2026	60.6	12
9. Romaro Miller, 2000	295-161-12	2012	54.6	18
10. Romaro Miller, 1999	270-147-7	1999	54.4	14
18. Archie Manning, 1968	263-127-17	1510	48.3	8

Ethan Flatt, 2004200-114-7 1425 57.0 6

PASSING YARDS — CAREER

Player, Years	Att-Cmp	Yards	Pct.	TD
1. Eli Manning, 2000-2003	1363-829	10119	60.8	81
2. Romaro Miller, 1997-2000	902-497	6311	55.1	43
3. Kent Austin, 1981-85	981-566	6184	57.7	31
4. John Fourcade, 1978-81	819-445	5412	54.3	25
5. Mark Young, 1985-88	809-410	4971	51.0	31
6. Archie Manning, 1968-70	761-402	4753	52.8	31
7. Russ Shows, 1989-92	560-279	3778	49.8	19
8. Josh Nelson, 1994-95	558-311	3703	55.7	24
9. Stewart Patridge, 1994-97	510-310	3564	60.8	15
10. John Darnell, 1986-89	436-238	3253	54.6	18
21. Lawrence Adams, 1993	216-122	1583	56.5	14
22. Junie Hovious, 1939-41	238-111	1533	46.6	14
23. Tom Luke, 1989-91	178-86	1524	48.3	13

Ethan Flatt, 2003-....200-114-7 1425 57.0 6

PASSING ATTEMPTS — SEASON

Player, Year	No.
1. Eli Manning, 2002	481
2. Eli Manning, 2003	441
3. Eli Manning, 2001	408
4. Stewart Patridge, 1997	352
5. Romaro Miller, 1998	326
6. Mark Young, 1988	312
7. Josh Nelson, 1994	308
8. Kent Austin, 1982	307
9. John Darnell, 1989	301
10. Romaro Miller, 2000	295

Ethan Flatt, 2004200

PASSING ATTEMPTS — CAREER

Player, Years	No.
1. Eli Manning, 2000-2003	1363
2. Kent Austin, 1981-85	981
3. Romaro Miller, 1997-2000	902
4. John Fourcade, 1978-81	819
5. Mark Young, 1985-88	809
6. Archie Manning, 1968-70	761
7. Russ Shows, 1989-92	560
8. Josh Nelson, 1994-95	558
9. Stewart Patridge, 1994-97	510
10. John Darnell, 1986-89	436

Ethan Flatt, 2003-....200

COMPLETIONS — SEASON

Player, Year	No.
1. Eli Manning, 2002	279
2. Eli Manning, 2003	275
3. Eli Manning, 2001	259
4. Stewart Patridge, 1997	228
5. Kent Austin, 1982	186
6. Romaro Miller, 1998	184
7. Kent Austin, 1984	177
8. Josh Nelson, 1994	168
9. John Darnell, 1989	167
10. Romaro Miller, 2000	161

Ethan Flatt, 2004114

COMPLETIONS — CAREER

Player, Years	No.
1. Eli Manning, 2000-2003	829
2. Kent Austin, 1981-85	566
3. Romaro Miller, 1997-2000	497
4. John Fourcade, 1978-81	445
5. Mark Young, 1985-88	410
6. Archie Manning, 1968-70	395
7. Josh Nelson, 1994-95	311
8. Stewart Patridge, 1994-97	310
9. Russ Shows, 1989-92	279
10. John Darnell, 1986-89	238

Ethan Flatt, 2003-....114

PASSING TOUCHDOWNS — SEASON

Player, Year	No.
1. Eli Manning, 2001	31
2. Eli Manning, 2003	29
3. Eli Manning, 2002	21
4. Charlie Conerly, 1947	18
Romaro Miller, 2000	18
6. Josh Nelson, 1994	15
7. Archie Manning, 1970	14
Romaro Miller, 1999	14
9. John Fourcade, 1980	13
Lawrence Adams, 1983	13

Ethan Flatt, 20046

PASSING TOUCHDOWNS — CAREER

Player, Years	No.
1. Eli Manning, 2000-2003	81
2. Romaro Miller, 1997-2000	43
3. Archie Manning, 1968-70	31
Kent Austin, 1981-85	31
Mark Young, 1985-88	31
6. Charlie Conerly, 1942; 1946-47	26
7. John Fourcade, 1978-81	25
8. Josh Nelson, 1994-95	24
9. Glynn Griffing, 1960-62	23
10. Russ Shows, 1989-92	19

Ethan Flatt, 2003-....6

COMPLETION PERCENTAGE — SEASON

(Minimum 250 attempts)

Player, Year	Att-Cmp	Pct.
1. Stewart Patridge, 1997	352-228	64.8
2. Eli Manning, 2001	408-259	63.5
3. Eli Manning, 2003	441-275	62.4
4. Kent Austin, 1982	307-186	60.6
5. Kent Austin, 1984	302-177	58.6
6. Archie Manning, 1969	265-154	58.1
7. Eli Manning, 2002	481-279	58.0
8. Josh Nelson, 1995	250-143	57.2
9. Romaro Miller, 1998	326-184	56.4
10. John Darnell, 1989	301-167	55.5

COMPLETION PERCENTAGE — CAREER

(Minimum 500 attempts)

Player, Years	Att-Cmp	Pct.
1. Eli Manning, 2000-2003	1363-829	60.8
Stewart Patridge, 1994; 1996-97	510-310	60.8
3. Kent Austin, 1981-85	981-566	57.7
4. Josh Nelson, 1994-95	558-311	55.7
5. Romaro Miller, 1997-2000	902-497	55.1
6. John Fourcade, 1978-81	819-445	54.3

PASS EFFICIENCY — SEASON		
(Minimum 250 attempts)		
Player, Year		Effic.
1. Eli Manning, 2003		148.1
2. Eli Manning, 2001		144.8
3. Stewart Patridge, 1997		135.7
4. Romaro Miller, 1999		128.6
5. Eli Manning, 2002		125.6
6. John Darnell, 1989		125.1
7. Romaro Miller, 2000		123.9
8. Kent Austin, 1982		122.4
9. Josh Nelson, 1994		121.4
10. Josh Nelson, 1995		120.6

PASS EFFICIENCY — CAREER		
(Minimum 500 attempts)		
Player, Years		Effic.
1. Eli Manning, 2000-2003		137.7
2. Stewart Patridge, 1994, 96-97		124.9
3. Romaro Miller, 1997-2000		122.7
4. Josh Nelson, 1994-95		121.0
5. Kent Austin, 1981-85		112.7
6. John Fourcade, 1978-81		110.6
7. Russ Shows, 1989-92		109.1
8. Archie Manning, 1968-70		108.2
9. Mark Young, 1985-88		107.0

AVERAGE YARDS PER PASS — SEASON		
(Minimum 250 attempts)		
Name, Year (Yards/Att)		Avg.
1. Eli Manning, 2003 (3,600/441)		8.2
2. John Darnell, 1987 (2,236/301)		7.7
3. Stewart Patridge, 1997 (2,667/352)		7.6
4. Romaro Miller, 1999 (1,999/270)		7.4
5. Eli Manning, 2001 (2,948/408)		7.2
6. Eli Manning, 2002 (3,401/481)		7.1
7. Romaro Miller, 1998 (2,273/326)		6.8
8. Josh Nelson, 1995 (1,675/250)		6.7
9. Archie Manning, 1969 (1,762/265)		6.6
John Fourcade, 1980 (1,897/286)		6.6
Kent Austin, 1982 (2,206/307)		6.6
Josh Nelson, 1994 (2,028/308)		6.6

AVERAGE YARDS PER PASS — CAREER		
(Minimum 500 attempts)		
Name, Year (Yards/Att)		Avg.
1. Eli Manning, 2000-2003 (10,119/1,363)		7.4
2. Romaro Miller, 1997-2000 (6,311/902)		7.0
3. Stewart Patridge, 1994, 96-97 (3,564/510)		7.0
4. Russ Shows, 1989-1992 (3,778/560)		6.7
5. Josh Nelson, 1994-1995 (3,703/558)		6.6
John Fourcade, 1978-1981 (5,412/819)		6.6
7. Kent Austin, 1981-1985 (6,184/981)		6.3
8. Archie Manning, 1968-1970 (4,753/761)		6.2
9. Mark Young, 1985-1988 (4,971/809)		6.1

AVERAGE YARDS PER COMPLETION — SEASON		
(Minimum 250 attempts)		
Name, Year (Yards/Comp.)		Avg.
1. John Darnell, 1989 (2,326/167)		13.9
2. Romaro Miller, 1999 (1,999/270)		13.6
3. Eli Manning, 2003 (3,600/275)		13.1
4. Mark Young, 1988 (1,969/156)		12.6
5. Romaro Miller, 2000 (2,012/161)		12.5
6. Romaro Miller, 1998 (2,273/184)		12.4
7. Josh Nelson, 1994 (2,028/166)		12.2
Eli Manning, 2002 (3,401/279)		12.2
9. John Fourcade, 1980 (1,897/157)		12.1
10. Archie Manning, 1968 (1,510/127)		11.9

AVERAGE YARDS PER COMPLETION — CAREER		
(Minimum 500 attempts)		
Name, Years (Yards/Comp.)		Avg.
1. Russ Shows, 1989-1992 (3,778/279)		13.5
2. Romaro Miller, 1997-2000 (6,311/497)		12.7
3. John Fourcade, 1978-1981 (5,412/819)		12.2
Eli Manning, 2000-2003 (10,119/829)		12.2
5. Mark Young, 1985-1988 (4,971/410)		12.1
6. Josh Nelson, 1994-1995 (3,703/558)		12.0
7. Archie Manning, 1968-1970 (4,753/402)		11.8
8. Stewart Patridge, 1994, 96-97 (3,564/310)		11.5
9. Kent Austin, 1981-1985 (6,184/566)		10.9

200-YARD PASSING GAMES — CAREER		
Name, Years		No.
1. Eli Manning, 2000-2003		32
2. Romaro Miller, 1997-2000		19
3. Kent Austin, 1981-1985		11

4. Stewart Patridge, 1996-1997	10
5. Josh Nelson, 1994-1995	8
6. John Fourcade, 1978-1981	7
7. John Darnell, 1987-1989	6
Archie Manning, 1968-1970	6
Mark Young, 1985-1988	6
10. Ethan Flatt, 2003	3
Paul Head, 1993-1996	3

250-YARD PASSING GAMES — SEASON		
Name, Year		No.
1. Eli Manning, 2003		9
2. Eli Manning, 2001		8
3. Stewart Patridge, 1997		7
4. Eli Manning, 2002		6
5. John Darnell, 1989		5
6. Mark Young, 1988		2
Josh Nelson, 1995		2
Paul Head, 1996		2
Ethan Flatt, 2004		1

250-YARD PASSING GAMES — CAREER		
Name, Years		No.
1. Eli Manning, 2000-2003		15
2. Romaro Miller, 1997-2000		8
3. Kent Austin, 1981-1985		7
Stewart Patridge, 1994; 96-97		7
5. Archie Manning, 1968-1970		6
6. John Darnell, 1987-1989		5
7. Mark Young, 1985-1988		4
8. Paul Head, 1993-1996		3
Josh Nelson, 1994-1995		3
9. Lawrence Adams, 1992-1993		1
Ethan Flatt, 2004		1
John Fourcade, 1978-1981		1
Russ Shows, 1989-1992		1

300-YARD PASSING GAMES — SEASON		
Name, Year		No.
1. Eli Manning, 2002		4
Eli Manning, 2003		4
3. Stewart Patridge, 1997		3
4. John Darnell, 1989		2
Romaro Miller, 1998		2
Eli Manning, 2001		2

300-YARD PASSING GAMES — CAREER		
Name, Years		No.
1. Eli Manning, 2000-2003		10
2. Archie Manning, 1968-1970		3
Romaro Miller, 1997-2000		3
Stewart Patridge, 1996-1997		3
5. John Darnell, 1987-1989		2
Mark Young, 1985-1988		2
7. Kent Austin, 1981-1985		1
Russ Shows, 1989-1992		1

—TOTAL OFFENSE—				
TOTAL OFFENSE — SEASON				
Player, Year	Plays	Rush — Pass	Total	TD
1. Eli Manning, 2003	489	(-28) — 3600	3572	32
2. Eli Manning, 2002	520	(-120) — 3401	3281	23
3. Eli Manning, 2001	442	9 — 2948	2957	31
4. Stewart Patridge, 1997	408	(-108) — 2667	2559	13
5. John Darnell, 1989	411	75 — 2326	2401	12
6. Romaro Miller, 1998	386	33 — 2273	2306	12
7. John Fourcade, 1980	411	402 — 1897	2299	19
8. Archie Manning, 1969	389	502 — 1762	2264	23
9. Romaro Miller, 2000	319	87 — 2012	2099	18
10. Kent Austin, 1984	405	150 — 1889	2039	8
23. Josh Nelson, 1995	293	(-160) — 1675	1515	9
Ethan Flatt, 2004	219	(-42) — 1425	1383	6

TOTAL OFFENSE — CAREER				
Player, Year	Plays	Rush — Pass	Total	TD
1. Eli Manning, 2000-2003	1491	(-135) — 10119	9984	86
2. John Fourcade, 1978-81	1275	1301 — 5412	6713	47
3. Romaro Miller, 1997-2000	1031	102 — 6311	6413	45
4. Kent Austin, 1981-85	1252	(-5) — 6184	6179	32
5. Archie Manning, 1968-70	1077	823 — 4753	5576	56
6. Mark Young, 1985-88	1013	60 — 4971	5031	38
7. Russ Shows, 1989-92	753	141 — 3778	3919	27
8. John Darnell, 1986-89	634	272 — 3253	3525	25
9. Josh Nelson, 1994-95	678	(-409) — 3703	3294	26
10. Norris Weese, 1971-73	642	1211 — 1968	3179	33

TDs RESPONSIBLE FOR — SEASON		
Name, Year		No.
1. Eli Manning, 2003		32
2. Eli Manning, 2001		31
3. Charlie Conerly, 1947		27
4. Archie Manning, 1969		23
Eli Manning, 2002		23
6. Parker Hall, 1938		22
7. Archie Manning, 1970		20
8. John Fourcade, 1980		19
9. Romaro Miller, 2000		18
10. Jake Gibbs, 1960		17
Josh Nelson, 1994		17
Ethan Flatt, 2004		6

TDs RESPONSIBLE FOR — CAREER		
Name, Years		No.
1. Eli Manning, 2000-2003		86
2. Archie Manning, 1968-70		56
3. John Fourcade, 1978-81		47
4. Romaro Miller, 1997-2000		45
5. Charlie Conerly, 1942; 1946-47		40
6. Mark Young, 1985-88		38
Deuce McAllister, 1997-2000		38
7. Jake Gibbs, 1958-60		33
Norris Weese, 1971-73		33
9. Kent Austin, 1981-85		32

TOTAL OFFENSE AVERAGE PER PLAY — SEASON		
(Minimum 200 offensive plays)		
Name, Year (Plays-Yards)		Avg.
1. Parker Hall, 1938 (207-1,558)		7.53
2. Eli Manning, 2003 (489-3,572)		7.30
3. Eli Manning, 2001 (442-2,957)		6.69
4. Romaro Miller, 2000 (319-2,099)		6.58
5. Tom Luke, 1990 (213-1,372)		6.44
6. Romaro Miller, 1999 (312-1,987)		6.37
7. Ethan Flatt, 2004 (219-1,383)		6.32
8. Kayo Dottley, 1949 (208-1,312)		6.31
John Fourcade, 1979 (319-2,014)		6.31
Eli Manning, 2002 (520-3,281)		6.31

TOTAL OFFENSE AVERAGE PER PLAY — CAREER		
(Minimum 400 offensive plays)		
Name, Years (Plays-Yards)		Avg.
1. Eli Manning, 2000-2003 (1,491-9,984)		6.70
2. Stewart Patridge, 1994; 1996-1997 (408-2,559)		6.27
3. Romaro Miller, 1997-2000 (1,031-6,413)		6.22
4. John Darnell, 1986-1989 (634-3,525)		5.56
5. Jimmy Weatherly, 1962-1964 (465-2,584)		5.55
6. Junie Hovious, 1939-1941 (461-2,550)		5.53
7. Kayo Dottley, 1947-1950 (481-2,654)		5.52
8. Russ Shows, 1989-1992 (753-3,919)		5.20
9. Archie Manning, 1968-1970 (1,077-5,576)		5.16
10. Charlie Conerly, 1942; 1946-1947 (602-3,076)		5.11

TOTAL OFFENSIVE PLAYS — SEASON		
Name, Year		No.
1. Eli Manning, 2002		520
2. Eli Manning, 2003		489
3. Eli Manning, 2001		442
4. John Fourcade, 1980		411
John Darnell, 1989		411
6. Stewart Patridge, 1997		408
7. Kent Austin, 1984		405
8. Archie Manning, 1969		389
9. Romaro Miller, 1998		386
10. Josh Nelson, 1994		385
Ethan Flatt, 2004		219

TOTAL OFFENSIVE PLAYS — CAREER		
Name, Years		No.
1. Eli Manning, 2000-2003		1,491
2. John Fourcade, 1978-1981		1,275
3. Kent Austin, 1981-1985		1,252
4. Archie Manning, 1968-1970		1,077
5. Romaro Miller, 1997-2000		1,031
6. Mark Young, 1985-1988		1,013
7. Russ Shows, 1989-1992		753
8. Josh Nelson, 1994-1995		678
9. Tim Ellis, 1974-1977		674
10. John Darnell, 1986-1989		634

—RECEIVING— RECEPTIONS — SEASON

Player, Year	No.	Yards	Avg.	TD
1. Chris Collis, 2003	77	949	12.3	7
2. LeMay Thomas, 1995	56	801	14.3	3
3. Chris Collins, 2002	55	812	14.8	10
4. Floyd Franks, 1969	54	720	13.3	2
5. Chris Collins, 2001	54	692	12.8	6
6. Bill Flowers, 2002	53	588	11.1	3
7. Barney Poole, 1947	52	511	9.6	8
8. Michael Harmon, 1981	46	750	16.3	1
Floyd Franks, 1970	46	668	14.5	7
Cory Peterson, 1999	46	610	13.3	4
...				
21. Grant Heard, 1998	40	559	14.0	4
Cory Peterson, 1997	40	527	13.2	1
Jamie Armstrong, 2001	40	470	11.8	2
Ta'Boris Fisher, 1996	40	417	10.4	0
Mario Hill, 2004	33	400	12.1	0

RECEPTIONS — CAREER

Player, Years	No.	Yards	Avg.	TD
1. Chris Collins, 2000-2003	198	2621	13.2	24
2. Bill Flowers, 2001-	146	1774	12.2	10
Grant Heard, 1996-2000	142	2029	14.3	16
Ta'Boris Fisher, 1993-96	139	1511	10.9	7
Cory Peterson, 1996-99	135	1842	13.6	9
Floyd Franks, 1968-70	127	1707	13.4	11
Willie Green, 1986-89	126	2274	18.0	12
Michael Harmon, 1979-82	119	1760	14.8	7
J.R. Ambrose, 1984-87	118	2012	17.1	13
Buford McGee, 1979-83	112	856	7.6	4
...				
14. Rufus French, 1996-98	84	814	9.7	4
15. Rick Kimbrough, 1973-75	83	1137	13.7	8
16. Tim Moffett, 1981-84	82	1271	15.5	8
Mike Espy, 2002-	82	1224	14.9	6

RECEIVING YARDS — SEASON

Name, Year	No.
1. Chris Collins, 2003	949
2. Willie Green, 1989	816
3. Chris Collins, 2002	812
4. LeMay Thomas, 1995	801
5. Michael Harmon, 1981	750
6. Floyd Franks, 1969	720
7. Chris Collins, 2001	692
8. Roell Preston, 1994	688
9. Floyd Franks, 1968	668
10. Grant Heard, 2000	655

Mario Hill, 2004 400

RECEIVING YARDS — CAREER

Name, Years	No.
1. Chris Collins, 2000-2003	2,621
2. Willie Green, 1986-1989	2,274
3. Grant Heard, 1996-2000	2,029
4. J.R. Ambrose, 1984-1987	2,012
5. Cory Peterson, 1996-1999	1,842
6. Bill Flowers, 2001-	1,774
Michael Harmon, 1979-1982	1,760
Floyd Franks, 1968-1970	1,707
Eddie Small, 1990-1993	1,593
Ta'Boris Fisher, 1993-1996	1,511
LeMay Thomas, 1992-1995	1,299
Tim Moffett, 1981-1984	1,271
13. Mike Espy, 2002-	1,224
Curtis Weathers, 1975-1978	1,196
James Harbour, 1980-1984	1,170
Roell Preston, 1993-1994	1,143
17. Rick Kimbrough, 1973-1975	1,137
18. Jim Poole, 1969-1971	1,113
19. Vernon Studdard, 1968-1970	1,074
20. Tye Biddle, 2002-	1,015

TOUCHDOWN RECEPTIONS — SEASON

Name, Year	No.
1. Chris Collins, 2002	10
2. Ken Toler, 1980	9
Grant Heard, 2000	9
4. Barney Poole, 1947	8
Burney Veazey, 1972	8
Roell Preston, 1994	8
7. Chris Collins, 2003	7
Floyd Franks, 1970	7
9. Mac Haik, 1967	6

J.R. Ambrose, 1985	6
Eddie Small, 1993	6
Chris Collins, 2001	6

Bill Flowers, 2004 2
Lorenzo Townsend, 2004 2

TOUCHDOWN RECEPTIONS — CAREER

Name, Years	No.
1. Chris Collins, 2000-2003	24
2. Grant Heard, 1996-2000	16
3. J.R. Ambrose, 1984-1987	13
4. Burney Veazey, 1971-1973	12
Willie Green, 1986-1989	12
6. Barney Poole, 1947-1948	11
Floyd Franks, 1968-1970	11
Ken Toler, 1977-1980	11
Pat Coleman, 1988-1989	11
Roell Preston, 1993-1994	11

Bill Flowers, 2001- 10

100-YARD RECEIVING GAMES — SEASON

Name, Year	No.
1. Chris Collins, 2001	4
Chris Collins, 2003	4
3. Chris Collins, 2002	3
4. J.R. Ambrose, 1986	2
Ta'Boris Fisher, 1995	2
Floyd Franks, 1969	2
Cory Peterson, 1999	2
LeMay Thomas, 1995	2

Mario Hill, 2004 1

100-YARD RECEIVING GAMES — CAREER

Name, Years	No.
1. Chris Collins, 2000-2003	11
2. Floyd Franks, 1968-1970	4
3. J.R. Ambrose, 1984-1987	3
Cory Peterson, 1996-1999	3
5. Ta'Boris Fisher, 1993-1996	2
Michael Harmon, 1979-1982	2
Rick Kimbrough, 1973-1975	2
Eddie Small, 1991-1993	2
LeMay Thomas, 1992-1995	2

Tye Biddle, 2002- 1

Mike Espy, 2002- 1

Mario Hill, 2002- 1

—ALL-PURPOSE— ALL-PURPOSE — SEASON

Player, Year	Rush	Rec	Ret	Total
1. Deuce McAllister, 1999	809	201	682	1692
2. Parker Hall, 1938	807	0	722	1529
3. Deuce McAllister, 2000	767	190	531	1488
4. Kayo Dottley, 1949	1312	29	22	1363
5. John Avery, 1996	788	99	473	1360
6. John Avery, 1997	862	113	315	1290
7. Junie Hovious, 1940	407	133	699	1239
8. Deuce McAllister, 1998	1082	154	0	1236
9. Doug Cunningham, 1966	653	132	438	1223
10. Pat Coleman, 1989	29	595	594	1218
...				
20. Michael Sweet, 1975	653	152	288	1093

Mike Espy, 2004 25 217 491 733

Vashon Pearson, 2004 640 75 0 715

ALL-PURPOSE — CAREER

Player, Years	Rush	Rec	Ret	Total
1. Deuce McAllister, 1997-2000	3060	616	1213	4889
2. Chris Collins, 2000-2003	101	2621	552	3274
3. J.R. Ambrose, 1984-1987	129	2012	1045	3186
4. Joe Gunn, 1998-2001	2749	374	0	3123
5. Doug Cunningham, 1964-66	840	259	1829	2928
6. Junie Hovious, 1938-41	1017	305	1578	2900
7. Freddie Lee Williams, 1976-79	1216	597	1059	2872
8. Dou Innocent, 1991-92; 94-95	2322	392	121	2835
9. Kayo Dottley, 1947-50	2654	139	33	2826
10. Paul Hofer, 1972-75	1430	182	1133	2745
...				
20. Mike Dennis, 1963-65	1323	739	204	2266

Mike Espy, 2002- 37 1224 924 2185

—SCORING— POINTS SCORED — SEASON

Player, Pos., Year	TD	PAT	FG	TP
1. Jonathan Nichols, PK, 2003	0	49	25	124
2. Deuce McAllister, RB, 2000	17	0	0	102
3. Archie Manning, QB, 1969	14	1*	0	86
4. Jonathan Nichols, PK, 2002	0	40	15	85
5. Kayo Dottley, FB, 1949	14	0	0	84
6. Randy Baldwin, HB, 1990	13	0	0	78
Les Binkley, PK, 1999	0	36	14	78
Deuce McAllister, RB, 1999	13	0	0	78
9. Ray Hapes, FB, 1935	12	2	0	74
Paige Cothren, FB, 1955	6	20	6	74
...				
15. Charlie Flowers, FB, 1959	11	0	0	66
Greg Ainsworth, TB, 1971	11	0	0	66
Tim Montz, PK, 1994	0	30	12	66

Jonathan Nichols, PK, 2004 0 16 15 61

* — two-point conversion

POINTS SCORED — CAREER

Player, Pos., Year	TD	PAT	FG	TP
1. Jonathan Nichols, PK, 2001-	0	152	58	326
2. Deuce McAllister, RB, 1997-2000	41	0	0	246
Brian Lee, PK, 1989-92	0	84	41	207
4. Bryan Owen, PK, 1985-88	0	92	38	206
5. Tim Montz, PK, 1993-96	0	75	35	180
6. Hoppy Langley, KS, 1976-79	0	76	34	178
7. Steve Lavinghouse, KS, 1972-75	0	71	29	158
Joe Gunn, RB, 1998-2001	26	1*	0	158
Archie Manning, QB, 1968-70	25	2*	0	154
10. Paige Cothren, FB, 1954-56	12	42	12	151

* — two-point conversion

POINTS KICKING — SEASON

Player, Year	PAT	FG	TP
1. Jonathan Nichols, 2003	49	25	124
2. Jonathan Nichols, 2002	40	15	85
3. Les Binkley, 1999	36	14	78
4. Brian Lee, 1992	25	15	70
5. Tim Montz, 1994	30	12	66
6. Brian Lee, 1991	25	13	64
Les Binkley, 2000	37	9	64
7. Jonathan Nichols, 2004	16	15	61
8. Bryan Owen, 1987	23	12	59
Walter Grant, 1993	23	12	59

POINTS KICKING — CAREER

Player, Years	PAT	FG	TP
1. Jonathan Nichols, 2001-	152	58	326
2. Brian Lee, 1989-92	84	41	207
3. Bryan Owen, 1985-88	92	38	206
4. Tim Montz, 1993-96	75	35	180
5. Hoppy Langley, 1976-79	76	34	178
6. Steve Lavinghouse, 1972-75	71	29	158
7. Les Binkley, 1999-2000	73	23	142
8. Todd Gatlin, 1980-82	62	24	134
9. Jimmy Keyes, 1965-67	53	25	128
10. Bobby Khayat, 1957-59	55	9	82

TOUCHDOWNS SCORED — SEASON

Name, RB, Year	No.
1. Deuce McAllister, RB, 2000	17
2. Kayo Dottley, FB, 1949	14
Archie Manning, QB, 1969	14
4. Randy Baldwin, HB, 1990	13
Deuce McAllister, RB, 1999	13
Ray Hapes, FB, 1935	12
Merle Hapes, FB, 1940	12
8. Parker Hall, TB, 1938	11
Charlie Flowers, FB, 1959	11
Greg Ainsworth, TB, 1971	11
Marvin Courtney, RB, 1991	11

Brandon Jacobs, RB, 2004 5

TOUCHDOWNS SCORED — CAREER		
Name, RB, Years	No.	
1. Deuce McAllister, RB, 1997-2000	41	
2. Joe Gunn, RB, 1998-2001	26	
3. Archie Manning, QB, 1968-70	25	
Chris Collins, WR, 2000-2003	25	
5. Randy Baldwin, HB, 1989-90	23	
6. John Fourcade, QB, 1978-81	22	
7. Kayo Dottley, FB, 1947-50	21	
8. Rab Rodgers, HB, 1933-35	20	
Merle Hapes, FB, 1939-41	20	
Mike Dennis, TB, 1963-65	20	
Marvin Courtney, TB-FB, 1990-93	20	
Vashon Pearson, RB, 2002-	13	
Bill Flowers, 2001-	10	
Brandon Jacobs, RB, 2001-	10	

FIELD GOALS MADE — SEASON		
Name, Year	No.	
1. Jonathan Nichols, 2003	25	
2. Brian Lee, 1992	15	
Jonathan Nichols, 2002	15	
Jonathan Nichols, 2004	15	
5. Les Binkley, 1999	14	
6. Jon Howard, 1984	13	
Brian Lee, 1991	13	
Tim Montz, 1995	13	
9. Bryan Owen, 1987	12	
Walter Grant, 1993	12	
Tim Montz, 1994	12	

FIELD GOALS MADE — CAREER		
Name, Years	No.	
1. Jonathan Nichols, 2001-	58	
2. Brian Lee, 1989-1992	41	
Bryan Owen, 1985-88	38	
4. Tim Montz, 1993-96	35	
5. Hoppy Langley, 1976-79	34	
6. Steve Lavinghousse, 1972-75	29	
7. Jimmy Keyes, 1965-67	25	
8. Todd Gatlin, 1980-82	24	
9. Les Binkley, 1999-2000	23	
10. Jon Howard, 1984	13	

PATs MADE — SEASON		
Name, Year	No.	
1. Jonathan Nichols, 2003	49	
Jonathan Nichols, 2002	47	
3. Jonathan Nichols, 2001	40	
Cloyce Hinton, 1971	39	
5. Les Binkley, 2000	37	
6. Les Binkley, 1999	36	
Brian Lee, 1990	32	
Tim Montz, 1994	30	
9. Greg Hogue, 1989	29	
Todd Gatlin, 1980	28	
Bryan Owen, 1986	28	
Jonathan Nichols, 2004	16	

PATs MADE — CAREER		
Name, Years	No.	
1. Jonathan Nichols, 2001-	152	
2. Bryan Owen, 1985-88	98	
3. Brian Lee, 1989-92	87	
4. Hoppy Langley, 1976-79	82	
5. Tim Montz, 1993-96	77	
6. Les Binkley, 1999-2000	75	
7. Steve Lavinghousse, 1972-75	74	
8. Todd Gatlin, 1980-82	67	
9. Bobby Khayat, 1957-59	62	
10. Billy Carl Irwin, 1962-64	55	
Jimmy Keyes, 1965-67	55	

PATs ATTEMPTED — SEASON		
Name, Year	No.	
1. Jonathan Nichols, 2001	49	
Jonathan Nichols, 2002	49	
3. Cloyce Hinton, 1971	42	
Jonathan Nichols, 2002	40	
5. Les Binkley, 2000	39	
6. Les Binkley, 1999	36	
7. Brian Lee, 1990	34	
8. Todd Gatlin, 1980	31	
9. Tim Montz, 1994	30	
10. Bobby Khayat, 1959	29	

<i>Jonathan Nichols, 2004</i>16		
PATs ATTEMPTED — CAREER		
Name, Years	No.	
1. Jonathan Nichols, 2001-	154	
2. Bryan Owen, 1985-1988	98	
3. Brian Lee, 1989-1992	87	
4. Hoppy Langley, 1976-1979	82	
5. Tim Montz, 1993-1996	77	
6. Les Binkley, 1999-2000	75	
7. Steve Lavinghousse, 1972-1975	74	
8. Todd Gatlin, 1980-1982	67	
9. Bobby Khayat, 1957-1959	62	
10. Billy Carl Irwin, 1962-1964	55	
Jimmy Keyes, 1965-1967	55	

—KICKOFF RETURNS—		
KICKOFF RETURN YARDS — SEASON		
Player, Year	No.	Yds Avg LP TD
1. Deuce McAllister, 1999	25	652 26.1 100 1
2. Pat Coleman, 1988	28	560 20.0 35 0
3. Tyrone Ashley, 1989	26	530 20.4 90 1
4. Freddie Williams, 1979	26	528 20.3 46 0
5. Jason Armstead, 2001	19	524 27.6 93 1
6. Vincent Brownlee, 1991	22	518 23.5 48 0
7. Willie Goodloe, 1985	22	506 23.0 63 0
8. John Avery, 1996	17	473 27.8 100 2
9. Paul Hofer, 1973	19	457 24.1 45 0
10. Ronald McClendon, 2003	18	454 25.2 44 0
11. Doug Cunningham, 1965	18	450 25.0 66 0
12. Vernon Studdard, 1970	15	388 25.9 100 2
13. Bobby Knight, 1971	15	387 25.8 89 1
14. Doug Cunningham, 1964	13	366 28.2 81 1
Mike Espy, 2004	18	366 20.3 44 0

KICKOFF RETURN YARDS — CAREER		
Player, Years	No.	Yds Avg LP TD
1. Paul Hofer, 1972-75	51	1133 22.2 45 0
2. Freddie Williams, 1976-79	51	1059 20.8 50 0
3. Tyrone Ashley, 1989-91	49	1043 21.3 90 2
4. Deuce McAllister, 1997-2000	45	992 22.0 100 1
5. Willie Goodloe, 1984-87	48	977 20.4 63 0
6. Malvin Gipson, 1978-81	45	944 20.9 54 0
7. J.R. Ambrose, 1984-87	41	938 22.9 94 1
8. Pat Coleman, 1988-89	44	912 31.4 38 0
9. Doug Cunningham, 1964-66	35	888 25.4 81 1
10. Jason Armstead, 2001-02	38	878 23.1 93 1

—INTERCEPTIONS—		
INTERCEPTIONS — SEASON		
Player, Year	No.	Yds Avg LP TD
1. Bobby Wilson, 1949	10	70 7.0 25 0
2. Harry Harrison, 1972	9	129 14.3 32 0
3. Gerald Warfield, 1966	8	77 9.5 28 0
4. Junie Hovious, 1940	7	146 20.9 46 2
Parker Hall, 1938	7	128 18.3 51 0
Alundis Brice, 1993	7	98 14.0 45 2
Glenn Cannon, 1968	7	94 13.4 36 1
Todd Sandroni, 1987	7	47 6.7 36 0
Todd Sandroni, 1988	7	33 4.7 27 1
Alundis Brice, 1994	7	29 4.1 26 0
Trumaine McBride, 2004	2	23 11.5 23 0

INTERCEPTIONS — CAREER		
Player, Years	No.	Yds Avg LP TD
1. Bobby Wilson, 1946-49	20	379 18.0 99 2
2. Glenn Cannon, 1967-69	19	180 9.5 36 2
3. Harry Harrison, 1971-73	16	242 15.1 32 0
4. Todd Sandroni, 1987-90	15	83 5.5 36 1
5. Junie Hovious, 1939-41	14	230 16.4 46 2
Alundis Brice, 1992-94	14	127 9.1 45 2
7. Von Hutchins, 2000-03	11	51 4.6 27 0
8. Syniker Taylor, 1998-2001	10	188 18.8 65 1
Jimmy Patton, 1951-54	10	180 18.0 62 1
Chauncey Goodwin, 1988-90	10	139 13.9 58 1
Tommy James, 1965-67	10	119 11.9 32 0
Ray Heidel, 1968-70	10	116 11.6 24 0

Travis Johnson, 2002-	8	83 10.4 45 2
Jayme Mitchell, 2002-	2	31 15.5 31 0
Trumaine McBride, 2003-	2	23 11.5 23 0

—PUNT RETURNS—		
PUNT RETURN YARDS — SEASON		
Player, Year	No.	Yds Avg LP TD
1. Junie Hovious, 1940	33	498 15.1 96 1
2. Junie Hovious, 1941	36	463 12.9 61 1
3. Doug Cunningham, 1965	33	395 11.9 75 1
4. Jason Armstead, 2002	32	383 12.0 62 1
5. Tommy James, 1967	27	377 14.0 79 1
6. Mike Espy, 2003	43	369 8.6 37 0
7. Rick Kimbrough, 1973	20	368 18.4 67 0
8. Doug Cunningham, 1966	33	366 11.5 64 2
Vincent Brownlee, 1990	33	366 11.1 89 1
10. Ta-Boris Fisher, 1994	33	347 10.5 56 0
25. Jimmy Heidel, 1963	18	200 11.1 22 0
Mike Espy, 2004	23	125 5.4 0 24

PUNT RETURN YARDS — CAREER		
Player, Years	No.	Yds Avg LP TD
1. Junie Hovious, 1938-41	84	1142 13.6 96 2
2. Ta-Boris Fisher, 1993-96	96	1065 11.1 77 2
3. Doug Cunningham, 1964-66	81	941 11.6 75 3
4. Vincent Brownlee, 1990-91	61	697 11.4 89 2
5. Bobby Knight, 1969-71	56	627 11.2 62 1
6. Jason Armstead, 2001-2002	54	579 10.7 62 1
7. Mike Espy, 2002-	70	522 7.5 37 0
8. Rick Kimbrough, 1973-75	52	518 9.9 67 0
9. Willie Goodloe, 1984-87	64	505 7.9 62 1
10. Michael Harmon, 1979-82	70	492 7.0 54 1

—PUNTING—		
PUNT AVERAGE — SEASON		
Player, Year	No.	Yds Avg
1. Merle Hapes, 1940	23	1123 48.7
2. Bill Smith, 1984	44	2099 47.7
3. Jim Miller, 1977	66	3029 45.9
4. Bill Smith, 1985	79	3581 45.3
Charlie Conerly, 1946	53	2399 45.3
6. Merle Hapes, 1941	37	1655 44.7
7. Jim Miller, 1979	53	2362 44.6
8. Bill Smith, 1986	57	2522 44.2
Cody Ridgeway, 2003	58	2561 44.2
10. Frank Lambert, 1964	50	2205 44.1
11. Jim Miller, 1978	76	3283 43.2
12. Cody Ridgeway, 2004	56	2383 42.6
13. Cody Ridgeway, 2002	67	2840 42.4
14. Richard Chisolm, 1991	21	885 42.1

PUNT AVERAGE — CAREER		
Player, Years	No.	Yds Avg
1. Merle Hapes, 1939-41	69	3176 46.0
2. Bill Smith, 1983-86	254	11260 44.3
3. Jim Miller, 1976-79	266	11549 43.4
4. Charlie Conerly, 1946-47	110	4731 43.0
Frank Lambert, 1962-64	93	3999 43.0
6. Cody Ridgeway, 2001-	229	9645 42.1
7. Julian Fagan, 1967-69	199	8269 41.5
8. Darryl Graham, 1980-82	172	6898 40.1
Chuck Norman, 1965-66	127	5088 40.1
Parker Hall, 1938	53	2127 40.1

	MEMPHIS	OLE MISS
First Downs	24	15
Rushing	8	5
Passing	12	9
Penalty	4	1
Rushes-Yards	44-126	33-58
Passing Yards	266	182
Att.-Comp.-Int	43-21-1	31-11-0
Total Plays-Yards	87-392	64-240
Avg. Per Play	4.5	3.8
Fumbles-Lost	0-0	0-0
Penalties-Yards	11-70	7-60
Punts-Average	6-39.5	10-45.7
Punt Returns	5-62	1-19
KO Returns	2-44	2-53
Interceptions	0-0	1-0
Possession Time	35:03	24:57
Third Down Conversions	8-18	3-15
Fourth Down Conversions	0-1	0-0
Sacks By-Yards	1-22	0-0

ALABAMA 28 • OLE MISS 7

Game #2 • September 11, 2004 • Bryant-Denny Stadium (83,083) • Tuscaloosa, Ala.



Ethan Flatt



Rob Robertson

Junior QB Brodie Croyle completed 14-of-22 passes for 169 yards and two TDs and senior RB Ray Hudson rushed for 116 yards and a TD to lead Alabama to a 28-7 win over Ole Miss in front of 83,083 at Bryant-Denny Stadium in Tuscaloosa.


The game was the Southeastern Conference opener for both teams. The Crimson Tide improved to 2-0 overall on the year, while the Rebels dropped to 0-2, marking the first time since 1987 that Ole Miss started 0-2.

After a scoreless first quarter, in which Ole Miss failed to capitalize on two Alabama turnovers in Crimson Tide territory, Alabama broke through first with a 10-play, 98-yard scoring march. Tim Castille capped the drive with a one-yard plunge and Brian Bostick added the extra point to make it 7-0 with 9:15 remaining.

On the Rebels' ensuing possession, junior QB Micheal Spurlock was sacked and fumbled on a third-and-six play with Juwan Garth recovering for the Crimson Tide at the Ole Miss eight.

After a holding penalty pushed Alabama back to the Ole Miss 15, Croyle connected with Tyrone Prothro for a TD and Bostick converted the PAT to make it 14-0 with 7:50 left in the half.

Alabama extended its lead to 21-0 when Croyle hit Ray Hudson for a 13-yard scoring pass to cap a



seven-play, 66-yard drive with 8:15 left in the third quarter.

The Rebels finally broke through on the scoreboard with 13:05 left in the final quarter. Sophomore QB Ethan Flatt, who came into the game on the Rebels' second possession of the third quarter, engineered a 10-play, 66-yard scoring march that resulted in a six-yard TD pass to senior TE Eric Rice.

Alabama, though, would dash any hopes of an Ole Miss comeback on its following series as Hudson busted loose over the left end for a 46-yard TD run. Bostick then nailed the extra point to make it 28-7 with 10:34 left.

The Crimson Tide held a 22-9 advantage in first downs and out-gained the Rebels 390-192.

Flatt completed 5-of-12 passes for 63 yards and a score, while Spurlock was 5-of-15 for 54 yards.

Junior RB Vashon Pearson led the Rebels on the

ground, gaining 42 yards on 12 carries.

In addition to Hudson's 116 yards rushing, he also caught four passes for 34 yards and a TD. Sophomore RB Kenneth Darby gained 86 yards on 17 carries as Alabama rolled 221 yards on the ground.

Alabama also held a 37:12-to-22:48 advantage in time of possession, wearing down a strong Rebel defensive effort.

Senior LB Rob Robertson was credited with a career-high nine stops for Ole Miss. Sophomore WS Charles Clark also tallied a career-high eight tackles and recovered his first career fumble.

Junior FS Roman Harper led the Alabama defensive effort with 11 hits. He was also credited with one sack, two pass deflections, one QB pressure and one forced fumble.

SCORING SUMMARY

Ole Miss	0	0	0	7	—	7
Alabama	0	14	7	7	—	28

Second Quarter

9:15	ALA	Tim Castille 1 run (Brian Bostick kick)	UM-ALA	0-7
				10 plays, 98 yards, 5:24 TOP
7:50	ALA	Tyrone Prothro 15 pass from Brodie Croyle (Bostick kick)		0-14
				2 plays, 8 yards, 0:30 TOP

Third Quarter

8:15	ALA	Ray Hudson 13 pass from Croyle (Bostick kick)		0-21
				7 plays, 66 yards, 3:24 TOP

Fourth Quarter

13:05	UM	Eric Rice 6 pass from Ethan Flatt (Jonathan Nichols kick)		7-21
				10 plays, 66 yards, 3:57 TOP
10:34	ALA	Ray Hudson 46 run (Bostick kick)		7-28
				5 plays, 85 yards, 2:31 TOP

FINAL TEAM STATISTICS

	OLE MISS	ALABAMA
First Downs	9	22
Rushing	2	11
Passing	6	8
Penalty	1	3
Rushes-Yards	29-75	47-221
Passing-Yards	117	169
Att.-Comp.-Int	27-10-0	22-14-0
Total Plays-Yards	56-192	69-390
Avg. Per Play	3.4	5.7
Fumbles-Lost	3-1	2-2
Penalties-Yards	9-73	5-46
Punts-Average	7-41.6	5-43.6
Punt Returns	3-31	2-5
KO Returns	2-130	5-307
Interceptions	0-0	0-0
Possession Time	22:48	37:12
Third Down Conversions	5-16	7-12
Fourth Down Conversions	0-1	0-0
Sacks By-Yards	0-0	1-15

FINAL INDIVIDUAL STATISTICS

OLE MISS

RUSHING	Att	Yds	TD	Lg	Avg
Vashon Pearson	12	42	0	9	3.5
Brandon Jacobs	6	24	0	7	4.0
Rick Razzano	2	20	0	15	10.0
Alan Abrams	5	13	0	5	2.6
TEAM	1	-3	0	0	-3.0
Taye Biddle	1	-10	0	0	-10.0
Micheal Spurlock	2	-11	0	5	-5.5
Totals	29	75	0	15	2.6
PASSING	Att-Cmp-Int	Yds	TD	Lg	Sck
Micheal Spurlock	15-5-0	54	0	23	1
Ethan Flatt	12-5-0	63	1	31	0
Totals	27-10-0	117	1	31	1
RECEIVING	No.	Yds	TD	Lg	
Mario Hill	3	22	0	9	
Eric Rice	2	37	1	31	
Bill Flowers	2	22	0	12	
Matt Pierce	1	23	0	23	
Rick Razzano	1	9	0	9	
Mike Espy	1	4	0	4	
Totals	10	117	1	31	
PUNTING	No.	Yds.	Avg.	Lg	I20
Jonathan Nichols	1	30	30.0	30	1
Cody Ridgeway	6	261	43.5	54	2
Totals	7	291	41.6	54	3
PUNT RETURNS	No.	Yds	TD	Lg	
Mike Espy	3	31	0	17	
Totals	3	31	0	17	
KO RETURNS	No.	Yds	TD	Lg	
Mike Espy	2	62	0	44	
Totals	2	62	0	44	
INTERCEPTIONS	No.	Yds	TD	Lg	
Totals	0	0	0	0	

LEADING TACKLER(S): Rob Robertson 9 (7-2); Charles Clark 8 (5-3)

SACKS: —

ALABAMA

RUSHING	Att	Yds	TD	Lg	Avg
Ray Hudson	14	116	1	46	8.3
Kenneth Darby	17	86	0	35	5.1
Tim Castille	11	26	1	8	2.4
Brodie Croyle	3	0	0	2	0.0
TEAM	2	-7	0	0	-3.5
Totals	47	221	2	46	4.7
PASSING	Att-Cmp-Int	Yds	TD	Lg	Sck
Brodie Croyle	22-14-0	169	2	34	0
Totals	22-14-0	169	2	34	0
RECEIVING	No.	Yds	TD	Lg	
Ray Hudson	4	34	1	13	
Keith Brown	3	35	0	20	
Matt Caddell	2	40	0	34	
Clint Johnston	2	29	0	22	
Tyrone Prothro	1	15	1	15	
Tim Castille	1	9	0	9	
LeRon McClain	1	7	0	7	
Totals	14	169	2	34	
PUNTING	No.	Yds.	Avg.	Lg	I20
Bo Freeland	5	218	43.6	53	2
Totals	5	218	43.6	53	2
PUNT RETURNS	No.	Yds	TD	Lg	
Brandon Brooks	2	5	0	2	
Totals	2	5	0	2	
KO RETURNS	No.	Yds	TD	Lg	
Brandon Brooks	1	25	0	25	
Totals	1	25	0	25	
INTERCEPTIONS	No.	Yds	TD	Lg	
Totals	0	0	0	0	

LEADING TACKLER(S): Roman Harper 11 (6-5)

SACKS: (1) Roman Harper 1:0-15

OLE MISS 26 • VANDERBILT 23 (OT)

Game #3 • September 18, 2004 • Vaught-Hemingway Stadium/Hollingsworth Field (55,824) • Oxford, Miss.



Jonathan Nichols

Senior Jonathan Nichols' 35-yard field goal in overtime lifted Ole Miss to its first victory of the season with a 26-23 win over Vanderbilt in a Southeastern Conference contest in front of 55,824 at Vaught-Hemingway Stadium/Hollingsworth Field.

Ole Miss (1-2, 1-1 SEC) rallied from a 23-10 deficit, with Nichols making a 34-yard field goal with 2:23 remaining in regulation to force overtime.

Nichols made 4-of-6 field goal attempts on the afternoon, hitting a 40-yard in the first quarter to tie the score at 3-3 and later hitting a 26-yarder with 3:31 left in the third to pull the Rebels to within 23-13.

The victory was Ole Miss' fifth straight over the Commodores (0-2, 0-2 SEC) and the Rebels' 11th in the last 12 meetings in the series.




Vashon Pearson

Sophomore Ethan Flatt completed 21-of-32 passes for 187 yards in his starting debut at quarterback for Ole Miss. He was 8-of-10 for 64 yards in engineering two fourth-quarter scoring drives, including going 4-of-4 for 39 yards in a 10-play, 56-yard drive that resulted in Nichols' game-tying field goal.

Senior WR Bill Flowers was Flatt's favorite target on the day, catching 10 passes for 75 yards. Junior WR Mario Hill hauled in six catches for 75 yards.

Junior RB Vashon Pearson recorded his first career 100-yard rushing game, netting 111 yards on 17 carries. He busted loose for a 54-yard scoring run to give the Rebels a 10-3 lead with 5:32 left in the first quarter.

The Commodores would tie the game on their ensuing possession. Junior QB Jay Cutler capped an 11-play, 80-yard scoring march with a six-yard run to end the first quarter of play. Patrick Johnson added the PAT to tie the score at 10-10.



Vanderbilt would take a 16-10 lead into halftime as Cutler found Erik Davis for a 15-yard TD pass with 9:26 left in the second quarter. Steven Bright's rush off a fake PAT attempt for a two-point conversion would fail.

The Commodores scored the only points of the third quarter with a three-yard TD run by junior FB Matthew Tant. Johnson's PAT extended the Vanderbilt lead to 23-10.

The Rebels began their comeback on their following possession, going 58 yards in nine plays to set-up Nichols' 26-yard field goal and make it 23-13.

Ole Miss then took advantage of a Vanderbilt turnover to make it 23-20. Sophomore CB Trumaine McBride intercepted a Cutler pass and returned it 23 yards to the Commodore 39-yard line. A 15-yard personal foul penalty following McBride's interception return set the Rebels up at the 24 and four plays later, senior FB Lorenzo Townsend scored from three yards out.

Nichols' PAT cut the Vanderbilt lead to three at 23-20.

Vanderbilt took the ensuing kickoff and marched to the Ole Miss 30. However, Cutler was stopped short of a first

down on a fourth-and-four and the Rebels took over at their own 27-yard line with 6:50 remaining and began the game-tying drive.

In the overtime, Ole Miss stopped Vanderbilt on four plays and two Pearson runs of six and four yards set-up Nichols' game-winning kick.

Ole Miss held a 365-314 advantage in total offense on the afternoon.

The Rebel defense sacked Cutler six times after not recording a sack in the season's first two games.

Sophomore LB Patrick Willis led the defensive effort with seven stops and had one QB sack.

Cutler was 9-of-17 passing for 131 yards with one TD and one interception, and added 60 yards rushing on 22 carries.

Senior RB Norval McKenzie led the Vanderbilt rushing attack with 99 yards on 15 carries.

SCORING SUMMARY

Vanderbilt	10	6	7	0	—	23
Ole Miss	10	0	3	7	—	20

First Quarter

11:58	VU	Patrick Johnson 37 FG	3-0
		9 plays, 61 yards, 3:02	
7:26	UM	Jonathan Nichols 40 FG	3-3
		6 plays, 15 yards, 2:27	
5:32	UM	Vashon Pearson 54 run (Nichols kick)	3-10
		2 plays, 59 yards, 0:43	
0:00	VU	Jay Cutler 6 run (Johnson kick)	10-10
		11 plays, 80 yards, 5:32 TOP	

Second Quarter

9:26	VU	Erik Davis 15 pass from Cutler (Steven Bright rush failed)	16-10
		4 plays, 51 yards, 2:09 TOP	

Third Quarter

7:20	VU	Matthew Tant 3 run (Johnson kick)	23-10
		6 plays, 27 yards, 3:04 TOP	
3:31	UM	Nichols 26 FG	23-13
		9 plays, 58 yards, 3:49 TOP	

Fourth Quarter

8:44	UM	Lorenzo Townsend 3 run (Nichols kick)	23-20
		4 plays, 39 yards, 1:33 TOP	
2:23	UM	Nichols 34 FG	23-23
		10 plays, 56 yards, 4:27 TOP	

Overtime

	UM	Nichols 35 FG	23-26
		4 plays, 8 yards	

FINAL INDIVIDUAL STATISTICS

VANDERBILT						
RUSHING	Att	Yds	TD	Lg	Avg	
Norval McKenzie	15	99	0	29	6.6	
Jay Cutler	22	60	1	24	2.7	
Kwane Doster	5	21	0	9	4.2	
Matthew Tant	2	3	1	3	1.5	
Steven Bright	1	1	0	1	1.0	
Jeff Jennings	1	0	0	0	0.0	
TEAM	1	-1	0	0	-1.0	
Totals	47	183	2	29	3.9	
PASSING	Att	Cmp	Int	Yds	TD	Lg
Jay Cutler	32	21	1	187	1	27
Totals	32	21	1	187	1	27
RECEIVING	No.	Yds	TD	Lg		
Erik Davis	3	66	1	27		
Brandon Smith	3	36	0	16		
Chris Young	1	15	0	15		
Dustin Dunning	1	9	0	9		
Marlon White	1	5	0	5		
Totals	9	131	1	27		
PUNTING	No.	Yds	Avg.	Lg	I20	
Abtin Iranmanesh	4	178	44.5	60	1	
Totals	4	178	44.5	60	1	
PUNT RETURNS	No.	Yds	TD	Lg		
Dominique Morris	2	11	0	21		
Totals	2	11	0	21		
KO RETURNS	No.	Yds	TD	Lg		
Kwane Doster	3	51	0	21		
Totals	3	51	0	21		
INTERCEPTIONS	No.	Yds	TD	Lg		
Totals	0	0	0	0		
LEADING TACKLER(S): Moses Osemwegie 11 (8-3)						
SACKS: (1) Moses Osemwegie 1.0-7						
OLE MISS						
RUSHING	Att	Yds	TD	Lg	Avg	
Vashon Pearson	17	111	1	54	6.5	
Rick Razzano	8	28	0	7	3.5	
Alan Abrams	2	19	0	12	9.5	
Lorenzo Townsend	4	17	1	9	4.2	
Ethan Flatt	4	9	0	13	2.2	
Michael Spurlock	1	4	0	4	4.0	
Brandon Jacobs	2	1	0	1	0.5	
TEAM	1	-19	0	0	-19.0	
Totals	39	170	2	54	4.4	
PASSING	Att	Cmp	Int	Yds	TD	Lg
Ethan Flatt	32	21	0	187	0	29
Michael Spurlock	3	2	0	8	0	12
TEAM	1	0	0	0	0	0
Totals	36	23	0	195	0	29
RECEIVING	No.	Yds	TD	Lg		
Bill Flowers	10	75	0	16		
Mario Hill	6	75	0	29		
Mike Espy	4	28	0	13		
Lawrence Lilly	1	14	0	14		
Lorenzo Townsend	1	7	0	7		
Kerry Johnson	1	-4	0	0		
Totals	23	195	0	29		
PUNTING	No.	Yds	Avg.	Lg	I20	
Cody Ridgeway	5	198	39.6	51	2	
Totals	5	198	39.6	51	2	
PUNT RETURNS	No.	Yds	TD	Lg		
Mike Espy	2	0	0	0		
Totals	2	0	0	0		
KO RETURNS	No.	Yds	TD	Lg		
Mike Espy	1	24	0	24		
Totals	1	24	0	24		
INTERCEPTIONS	No.	Yds	TD	Lg		
Trumaine McBride	1	23	0	23		
Totals	1	23	0	23		
LEADING TACKLER(S): Patrick Willis 7 (4-3)						
SACKS: (6) Cory Robinson 1.0-11; Jayme Mitchell 1.0-9; Patrick Willis 1.0-9; Eric Oliver 1.0-6; Kelvin Robinson 1.0-6; Rob Robertson 1.0-3						

FINAL TEAM STATISTICS

	VANDERBILT	OLE MISS
First Downs	18	21
Rushing	9	9
Passing	7	10
Penalty	2	2
Rushes-Yards	47-183	39-170
Passing-Yards	131	195
Att.-Comp.-Int	17-9-1	36-23-0
Total Plays-Yards	64-314	75-365
Avg. Per Play	4.9	4.9
Fumbles-Lost	2-1	1-1
Penalties-Yards	7-65	5-50
Punts-Average	4-44.5	5-39.6
Punt Returns	2-11	2-0
KO Returns	3-51	3-89
Interceptions	0-0	1-23
Possession Time	28:12	31:48
Third Down Conversions	5-13	6-17
Fourth Down Conversions	0-2	0-0
Sacks By-Yards	1-7	6-44

WYOMING 37 • OLE MISS 32

Game #4 • September 25, 2004 • War Memorial Stadium (22,331) • Laramie, Wyo.



Mario Hill



Bryant Thomas

Ole Miss totaled 567 yards of total offense but couldn't overcome five turnovers and 14 penalties as Wyoming held off a late Rebel rally for a 37-32 victory in front of 22,331 at War Memorial Stadium in Laramie.

Sophomore QB Ethan Flatt passed for 284 yards but was intercepted four times, including twice in the end zone.

Sophomore FS John Wendling intercepted a Flatt pass in the end zone to stop a Rebel scoring threat on Ole Miss' first possession of the game. The Cowboys then proceeded to march 80 yards in five plays, helped by four Ole Miss penalties for 39 yards, capped by Corey Bramlet's 14-yard TD pass to Jovon Bouknight to take a 7-0 lead.

The Rebels would answer with a pair of Jonathan Nichols' field goals of 37 and 26 yards on their next two possessions to pull within 7-6 with 10:42 left in the first half.

The two teams then traded touchdowns. Joseph Harris scored on a six-yard run to make it 14-6 and Brandon Jacobs found the end zone on a two-yard run with 7:38 left in the half.

Ole Miss missed the ensuing two-point conversion that would have tied the game at 14-14.


Deric Yaussi hit on field goals of 35 and 27 yards to extend the Cowboys' lead to 20-12 with 2:08 remaining in the second quarter.

The Rebels would go 68 yards in nine plays with just before halftime to set-up Nichols' 30-yard field goal to make it 20-15 at the break.

Wyoming broke the game open in the third quarter. Josh Barge's 87-yard punt return made it 27-15 with 12:53 left in the quarter and Yaussi later added a 33-yard field goal to make it 30-15 with 8:01 left in the third.

Ole Miss trimmed the lead to 30-22 with 3:09 left in the quarter when Mike Espy scored from 15 yards out on an end around.

Bryant Thomas then intercepted a pass on Wyoming's following possession and returned it 12 yards to the Cowboys' 46.



The Rebels drove to the Wyoming nine, but Flatt would be intercepted in the end zone by Derrick Martin.

Nichols' fourth field goal of the game, a 43-yarder with 6:45 left in the game made it 30-25.

However, the Cowboys would answer right back with a 69-yard pass from Bouknight to Barge on a wide receiver pass to make it 37-25.

Micheal Spurlock engineered a 12-play, 80-yard scoring drive that used just 1:27, capped by Jacobs' one-yard run to make it 37-32 with 1:38 left in the game.

Ole Miss would then recover the onside kick, but Wyoming would hold on four downs to take over possession.

Bramlett then took a knee three times to run out the final 33 seconds.

Junior RB Vashon Pearson recorded his second straight 100-yard rushing effort, rushing for a career-high 139 yards on 21 carries.

Junior WR Mario Hill recorded his first career 100-yard receiving game, catching a career-best eight passes for 142 yards.

Bramlet completed 15-of-31 passes for 170 yards and a TD

with one interception, and also added 41 yards rushing on 10 carries.

Harris had 121 yards rushing on 23 carries and one TD for the Cowboys.

Sophomore WS Charles Clark led the Rebel defense with 11 tackles (six solo).

Junior DE Corvelli Haynes and redshirt DE Brandon Jenkins both recorded their first career sacks in the game for Ole Miss.

Wendling led the Wyoming defense with 16 stops (10 solo). Martin added nine hits (eight solo) and recorded seven pass break-ups.

SCORING SUMMARY

Ole Miss	3	12	7	10	—	32
Wyoming	7	13	10	7	—	37

First Quarter

7:48 WY	Jovon Bouknight 14 pass from Corey Bramlet (Deric Yaussi kick)	UM-WY	0-7
4:22 UM	Jonathan Nichols 37 FG		3-7
	10 plays, 61 yards, 3:26 TOP		

Second Quarter

10:42 UM	Nichols 26 FG		6-7
	14 plays, 61 yards, 4:33 TOP		
8:22 WY	Joseph Harris 6 run (Yaussi kick)		6-14
	6 plays, 80 yards, 2:20 TOP		
7:38 UM	Brandon Jacobs 2 run (Ethan Flatt run failed)		12-14
	4 plays, 69 yards, 0:44 TOP		
4:31 WY	Yaussi 35 FG		12-17
2:08 WY	Yaussi 27 FG		12-20
0:39 UM	Nichols 30 FG		15-20
	9 plays, 68 yards, 1:29 TOP		

Third Quarter

12:53 WY	Josh Barge 87 punt return (Yaussi kick)		15-27
8:01 WY	Yaussi 33 FG		15-30
	10 plays, 32 yards, 4:28 TOP		
3:09 UM	Espy 15 run (Nichols kick)		22-30
	7 plays, 46 yards, 2:10 TOP		

Fourth Quarter

6:45 UM	Nichols 43 FG		25-30
	12 plays, 50 yards, 3:29 TOP		
5:20 WY	Barge 69 pass from Bouknight (Yaussi kick)		25-37
	3 plays, 80 yards, 1:25 TOP		
1:38 UM	Jacobs 1 run (Nichols kick)		32-37
	12 plays, 80 yards, 1:27 TOP		

FINAL TEAM STATISTICS

	OLE MISS	WYOMING
First Downs	35	24
Rushing	11	8
Passing	20	11
Penalty	4	5
Rushes-Yards	44-221	38-158
Passing Yards	346	239
Att.-Comp.-Int	56-26-4	32-16-1
Total Plays-Yards	100-567	70-397
Avg. Per Play	5.7	5.7
Fumbles-Lost	1-1	2-1
Penalties-Yards	14-97	6-44
Punts-Average	2-35.5	3-45.7
Punt Returns	2-39	1-87
KO Returns	4-99	4-42
Interceptions	1-12	4-0
Possession Time	29:18	30:42
Third Down Conversions	6-15	3-13
Fourth Down Conversions	1-2	1-1
Sacks By-Yards	2-20	1-6

FINAL INDIVIDUAL STATISTICS

OLE MISS

RUSHING	Att	Yds	TD	Lg	Avg
Vashon Pearson	21	139	1	34	6.6
Alan Abrams	8	52	0	16	6.5
Brandon Jacobs	10	23	2	5	2.3
Mike Espy	1	15	1	15	15.0
Micheal Spurlock	2	14	0	11	7.0
Ethan Flatt	2	22	0	4	-11
Totals	44	221	3	34	5.0
PASSING	Att-Cmp-Int	Yds	TD	Lg	Sck
Ethan Flatt	44-19-4	284	0	45	1
Micheal Spurlock	12-7-0	62	0	18	0
Totals	56-26-4	346	0	45	1
RECEIVING	No.	Yds	TD	Lg	
Mario Hill	8	142	0	45	
Mike Espy	5	58	0	22	
Brandon Jacobs	3	40	0	18	
Taye Biddle	2	20	0	11	
Lawrence Lilly	2	18	0	12	
Lorenzo Townsend	2	14	0	12	
Eric Rice	1	20	0	20	
Kerry Johnson	1	18	0	18	
Vashon Pearson	1	8	0	8	
Rick Razzano	1	8	0	8	
Totals	26	346	0	45	
PUNTING	No.	Yds.	Avg.	Lg	I20
Cody Ridgeway	2	71	35.5	40	1
Totals	2	71	35.5	40	1
PUNT RETURNS	No.	Yds	TD	Lg	
Mike Espy	2	39	0	24	
Totals	2	39	0	24	
KO RETURNS	No.	Yds	TD	Lg	
Mike Espy	3	74	0	31	
Larry Kendrick	1	25	0	25	
Totals	4	99	0	31	
INTERCEPTIONS	No.	Yds	TD	Lg	
Bryant Thomas	1	12	0	12	
Totals	1	12	0	12	
LEADING TACKLER(S): Charles Clark 11 (6-5)					
SACKS: (2) Corvelli Haynes 1.0-10; Brandon Jenkins 1.0-10.					

WYOMING

RUSHING	Att	Yds	TD	Lg	Avg
Joseph Harris	23	121	1	31	5.3
Corey Bramlet	10	41	0	17	4.1
Jovon Bouknight	1	0	0	0	0.0
Totals	38	158	1	31	4.2
PASSING	Att-Cmp-Int	Yds	TD	Lg	Sck
Corey Bramlet	31-15-1	170	1	26	2
Jovon Bouknight	1-1-0	69	1	69	0
Totals	32-16-1	239	2	69	2
RECEIVING	No.	Yds	TD	Lg	
Jovon Bouknight	6	68	1	19	
Tyler Holden	3	36	0	19	
Josh Barge	2	95	1	69	
Dustin Pleasant	1	12	0	12	
Chris Cox	1	12	0	12	
Wade Betschart	1	8	0	8	
Joseph Harris	1	4	0	4	
John Wadkowski	1	4	0	4	
Totals	16	239	2	69	
PUNTING	No.	Yds.	Avg.	Lg	I20
Adam Brooks	3	137	45.7	52	0
Totals	3	137	45.7	52	0
PUNT RETURNS	No.	Yds	TD	Lg	
Josh Barge	1	87	1	87	
Totals	1	87	1	87	
KO RETURNS	No.	Yds	TD	Lg	
Jovon Bouknight	3	67	0	25	
Montey Brunk	1	-25	0	-25	
Totals	4	42	0	25	
INTERCEPTIONS	No.	Yds	TD	Lg	
Terrance Butler	1	0	0	0	
Derrick Martin	1	0	0	0	
Aaron Robbins	1	0	0	0	
John Wendling	1	0	0	0	
Totals	4	0	0	0	
LEADING TACKLER(S): John Wendling 16 (10-6)					
SACKS: (1) Jacob Bonde 1.0-6					

OLE MISS 28 • ARKANSAS STATE 21

Game #5 • October 2, 2004 • Vaught-Hemingway Stadium/Hollingsworth Field (54,676) • Oxford, Miss.



Jayme Mitchell



Lorenzo Townsend

Ole Miss capitalized on two second half turnovers by Arkansas State to post a 28-21 Homecoming win over the Indians in front of 54,676 at Vaught-Hemingway Stadium/Hollingsworth Field.

With the win, Ole Miss improves to 2-3 on the year, while Arkansas State falls to 1-4.

Trailing 14-13, junior Jayme Mitchell intercepted a screen pass and returned it 31 yards to the Arkansas State 18. Two plays, later sophomore QB Ethan Flatt connected with senior FB Lorenzo

Townsend for a nine-yard TD pass. Jonathan Nichols then added the PAT to give the Rebels a 20-14 lead with 7:20 left in the third quarter.

Two series later, Arkansas State again turned the ball over. The snap from center sailed over the head of QB Nick Noce and sophomore LB Patrick Willis recovered the ball at the Indian 20-yard line.

Junior RB Brandon Jacobs then scored from three yards out four plays later, and Flatt found sophomore WR Matt Pierce for the two-point conversion to make it 28-14 with 14:03 left in the game.

The Indians would pull to within 28-21 late in the fourth quarter when Noce hit Jerome Stegall for a 59-yard scoring strike with 3:53 left.

After forcing a punt, Arkansas State got the ball



back at its own 40 with 49 seconds remaining, however, Noce threw four straight incompletions to end the comeback attempt.

Flatt finished 18-of-24 passing for 179 yards with two TDs and an interception. He also connected with Townsend for an 11-yard TD to put the Rebels up 13-7 with 11:51 left in the second quarter.

Junior RB Vashon Pearson recorded his third straight 100-yard rushing game, netting 129 yards on 24 carries.

Junior WR Mike Espy was the Rebels' leading receiver, catching five passes for 53 yards.

Noce was 17-of-39 passing for 230 yards with one TD and one interception.

Junior RB Antonio Warren rushed for 129 yards on 19 carries with one TD. His 55-yard TD run early in

the second quarter put the Indians on top 7-6 as he totaled 121 on 11 attempts in the first half. The Rebel defense, though, would hold Warren to eight yards on eight carries in the second half.

Arkansas State held a 381-377 advantage in total offense.

Ole Miss led 6-0 after the first quarter with Nichols making field goals of 23 and 31 yards.

Arkansas State would take a 14-13 lead into half-time when Noce raced 26 yards for a score with 8:27 left in the second quarter.

Sophomore WS Charles Clark and freshman LB Garry Pack led the Rebel defense with six tackles each.

Redshirt freshman WS Khayyam Burns registered 14 stops (12 solo) to lead the Indians' defensive effort.

SCORING SUMMARY

Arkansas State	0	14	0	7	—	21
Ole Miss	6	7	7	8	—	28

First Quarter		ASU-UM	
8:16	UM	Jonathan Nichols 23 FG	0-3
		11 plays, 90 yards, 4:26	TOP
0:34	UM	Nichols 31 FG	0-6
		7 plays, 43 yards, 1:43	TOP
Second Quarter			
14:43	ASU	Antonio Warren 55 run (Eric Neihouse kick)	7-6
		3 plays, 84 yards, 0:51	TOP
11:51	UM	Lorenzo Townsend 11 pass from Ethan Flatt (Nicholls kick)	7-13
		7 plays, 73 yards, 2:52	TOP
8:27	ASU	Nick Noce 26 run (Neihouse kick)	14-13
		8 plays, 80 yards, 3:24	TOP
Third Quarter			
7:04	UM	Townsend 9 pass from Flatt (Nichols kick)	14-20
		2 plays, 18 yards, 0:16	TOP
Fourth Quarter			
14:03	UM	Brandon Jacobs 3 run (Matt Pierce pass from Flatt)	14-28
		4 plays, 20 yards, 1:16	TOP
3:12	ASU	Jerome Stegall 59 pass from Noce (Neihouse kick)	21-28
		3 plays, 67 yards, 0:41	TOP

FINAL INDIVIDUAL STATISTICS

ARKANSAS STATE						
RUSHING	Att	Yds	TD	Lg	Avg	
Antonio Warren	19	129	1	55	6.8	
Nick Noce	7	41	1	26	5.9	
Shermar Bracey	2	9	0	7	4.5	
TEAM	1	-28	0	0	-28.0	
Totals	29	151	2	55	5.2	
PASSING	Att	Cmp	Int	Yds	TD	Lg
Nick Noce	39	17	1	230	1	59
Totals	39	17	1	230	1	59
RECEIVING	No.	Yds	TD	Lg		
Mike Brooks	4	8	0	4		
Jerome Stegall	3	94	1	59		
Jason Wood	3	62	0	25		
Chuck Walker	3	25	0	12		
Levi DeJohnette	2	32	0	23		
Gary Vincent	1	6	0	6		
Tyrell Johnson	1	3	0	3		
Totals	17	230	1	59		
PUNTING	No.	Yds.	Avg.	Lg	I20	
Jarod Little	5	213	42.6	50	3	
Nick Noce	2	79	39.5	45	1	
Totals	7	292	41.7	50	4	
PUNT RETURNS	No.	Yds	TD	Lg		
James Johnson	5	38	0	13		
Totals	5	38	0	13		
KO RETURNS	No.	Yds	TD	Lg		
Antonio Warren	4	48	0	16		
Darren Toney	1	7	0	7		
Totals	5	55	0	16		
INTERCEPTIONS	No.	Yds	TD	Lg		
Tyrell Johnson	1	37	0	37		
Totals	1	37	0	37		
LEADING TACKLER(S): Khayyam Burns 14 (12-2), Steven Tookes 12 (9-3), Tyrell Johnson 11 (9-2), Alex Peoples 10 (6-4)						
SACKS: None						
OLE MISS						
RUSHING	Att	Yds	TD	Lg	Avg	
Vashon Pearson	24	129	0	30	5.4	
Alan Abrams	9	42	0	11	4.7	
Rick Razzano	4	8	0	6	2.0	
Lorenzo Townsend	2	7	0	7	3.5	
Ethan Flatt	2	6	0	5	3.0	
Brandon Jacobs	3	4	1	3	1.3	
Mike Espy	1	2	0	2	2.0	
TEAM	1	-2	0	0	-2.0	
Totals	46	198	1	30	4.3	
PASSING	Att	Cmp	Int	Yds	TD	Lg
Ethan Flatt	24	18	1	179	2	19
Totals	24	18	1	179	2	19
RECEIVING	No.	Yds	TD	Lg		
Mike Espy	5	53	0	15		
Mario Hill	4	35	0	19		
Kerry Johnson	4	32	0	16		
Rick Razzano	2	26	0	17		
Lorenzo Townsend	2	20	2	11		
Matt Pierce	1	13	0	13		
Totals	18	179	2	19		
PUNTING	No.	Yds.	Avg.	Lg	I20	
Cody Ridgeway	6	243	40.5	47	0	
Totals	6	243	40.5	47	0	
PUNT RETURNS	No.	Yds	TD	Lg		
Mike Espy	3	2	0	2		
Totals	3	2	0	2		
KO RETURNS	No.	Yds	TD	Lg		
Larry Kendrick	1	16	0	16		
Bryan Brown	1	11	0	11		
Mike Espy	2	9	0	9		
Totals	4	36	0	16		
INTERCEPTIONS	No.	Yds	TD	Lg		
Jayme Mitchell	1	31	0	31		
Totals	1	31	0	31		
LEADING TACKLER(S): Charles Clark 6 (5-1), Garry Pack 6 (3-3)						
SACKS: (2) Michael Bozeman 1.0-11, Travis Johnson 1.0-10						

FINAL TEAM STATISTICS

	ARKANSAS STATE	OLE MISS
First Downs	19	21
Rushing	7	9
Passing	11	12
Penalty	1	0
Rushes-Yards	29-151	46-199
Passing Yards	230	179
Att.-Comp.-Int	39-17-1	24-18-1
Total Plays-Yards	68-381	70-377
Avg. Per Play	5.6	5.4
Fumbles-Lost	1-1	0-0
Penalties-Yards	5-40	7-50
Punts-Average	7-41.7	6-40.5
Punt Returns	5-38	3-2
KO Returns	5-55	4-36
Interceptions	1-37	1-31
Possession Time	27:51	32:09
Third Down Conversions	5-15	3-13
Fourth Down Conversions	0-1	0-0
Sacks By-Yards	0-0	2-21

OLE MISS 31 • #25 SOUTH CAROLINA 28

Game #6 • October 9, 2004 • Williams-Brice Stadium (79,110) • Columbia, S.C.



Senior WR Bill Flowers caught a 29-yard TD pass from sophomore QB Ethan Flatt on fourth down with 1:05 remaining to lift Ole Miss to a 31-28 road win over No. 25 (AP) South Carolina in front of 79,100 at Williams-Brice Stadium.



Trailing 28-24, the Rebels started the game-winning drive on their own 27 with 2:31 remaining. On the first play, Flatt hit senior Kerry Johnson for 23 yards, and a play later, Flatt found Taye Biddle for 21 yards to move Ole Miss to the Gamecock 29.


After three straight incompletions, Flatt lofted a pass towards the corner of the end zone and Flowers managed to pull it down and stay in bounds for the game-winning TD.

The Gamecocks, though, would manage one more threat. Syvelle Newton completed a 33-yard pass to Noah Whiteside to move South Carolina to the Ole Miss 47. On the next play, a scrambling Newton picked up 16 yards to the Rebels' 31-yard line.

The Ole Miss defense, however, would stiffen. Following an intentional incomplection to stop the clock, sophomore LB Patrick Willis sacked Newton for a five-yard loss. Newton's next two passes would then fall incomplete to end the threat.

Flatt finished the afternoon 18-of-27 passing for 214 yards with one TD. He was one of three quarterbacks used by the Rebels on the afternoon.

Junior Michael Spurlock completed 2-of-5 passes for 22 yards and added 34 yards rushing on eight attempt. Redshirt freshman Robert Lane, in his first career action, carried four times for 16 yards and scored his first career TD on a five-



yard run to give the Rebels a 14-0 lead with 4:06 left in the first quarter.

Junior RB Vashon Pearson just missed his fourth straight 100-yard rushing performance, gaining 96 yards on 21 carries. He scored on a 17-yard run to give Ole Miss a 21-7 lead with 7:24 left in the first half.

Ole Miss led 14-0 after the first quarter as junior RB Brandon Jacobs scored on a two-yard run with 9:11 left in the first quarter.

Later in the quarter, Newton completed an 18-yard pass to Noah Whiteside, however, Whiteside was stripped of the ball by junior SS Kelvin Robinson. Senior FS Eric Oliver recovered and returned the fumble 18 yards to the Gamecock seven and set-up Lane's run two plays later.

South Carolina got on the board early in the second quarter when Blake Mitchell found Andy Boyd for a 17-yard TD pass, and Josh Brown added the PAT to make it 14-7.

After Pearson's 17-yard burst, the Gamecocks answered

right back on a 38-yard run Newton to make it 21-14 at half-time.

South Carolina tied the score midway through the third quarter when Newton connected with Troy Williamson for a 33-yard score.

Jonathan Nichols made a 25-yard field goal to give the Rebels a 24-21 lead after three quarters.

The Gamecocks would score on their ensuing possession. Demetris Summers capped a six-play, 75-yard drive with a 17-yard run and Browns' PAT made it 28-24 with 12:28 left in the game.

South Carolina held a 491-414 advantage in total offense, while Ole Miss held a 23-19 edge in first downs.

Willis led the Rebel defense with eight solo stops, including three TFLs (-13 yards). He also had one of Ole Miss' four sacks on the afternoon.

Robinson added six stops (three solo), including 1.5 sacks.

Junior CB Travis Johnson had six solo hits and three pass deflections.

SCORING SUMMARY

Ole Miss	14	7	3	7	—	31
South Carolina	0	14	7	7	—	28

First Quarter

9:11 UM Brandon Jacobs 2 run
(Jonathan Nichols kick) 7-0
11 plays, 70 yards, 2:47 TOP

4:06	UM	Robert Lane 5 run (Nichols kick)	14-0 2 plays, 7 yards, 1:01 TOP
------	----	-------------------------------------	------------------------------------

Second Quarter

13:17 SC Andy Boyd 17 pass from Blake Mitchell
(Josh Brown kick) 14-7
5 plays, 67 yards, 1:38 TOP

7:24 UM Vashon Pearson 18 run
(Nichols kick) 21-7
13 plays, 76 yards, 5:53 TOP

3:56	SC	Syvelle Newton 38 run (Brown kick)	21-14
11 plays, 80 yards, 3:28 TOP			

Third Quarter

7:25 SC Troy Williamson 33 pass from Newton
(Brown kick) 21-21
11 plays, 92 yards, 5:00 TOP

0:05 UM Nichols 25 FG 24-21
8 plays, 26 yards, 2:54 TOP

Fourth Quarter

12:28 SC Demetris Summers 17 run
(Brown kick) 24-28
6 plays, 75 yards, 2:37 TOP

1:05	UM	Bill Flowers 29 pass from Ethan Flatt (Nichols kick)	31-28
7 plays, 73 yards, 1:26 TOP			

FINAL TEAM STATISTICS

	OLE MISS	SO. CAROLINA
First Downs	23	19
Rushing	11	10
Passing	11	9
Penalty	1	0
Rushes-Yards	45-178	39-142
Passing Yards	236	349
Att. -Comp.-Int	34-20-0	33-15-0
Total Plays-Yards	79-414	72-491
Avg. Per Play	5.2	6.8
Fumbles-Lost	2-1	2-1
Penalties-Yards	5-30	6-48
Punts-Average	6-48.2	7-39.9
Punt Returns	4-14	1-3
KO Returns	4-108	1-19
Interceptions	0-0	0-0
Possession Time	31:55	28:05
Third Down Conversions	3-13	4-15
Fourth Down Conversions	2-2	3-4
Sacks By-Yards	4-24	0-0

FINAL INDIVIDUAL STATISTICS

OLE MISS

RUSHING	Att	Yds	TD	Lg	Avg
Vashon Pearson	21	96	1	17	4.6
Michael Spurlock	8	34	0	8	4.3
Alan Abrams	5	22	0	7	4.4
Brandon Jacobs	3	19	1	17	6.3
Robert Lane	4	16	1	13	4.0
Lorenzo Townsend	1	1	0	1	1.0
Kerry Johnson	1	1	0	1	1.0
TEAM	1	-2	0	0	-2.0
Ethan Flatt	1	-10	0	0	-10.0
Totals	45	178	3	17	4.0
PASSING	Att-Cmp-Int	Yds	TD	Lg	Sck
Ethan Flatt	27-18-0	214	1	29	0
Michael Spurlock	5-2-0	22	0	11	0
Robert Lane	2-0-0	0	0	0	0
Totals	34-20-0	236	1	29	0
RECEIVING	No.	Yds	TD	Lg	
Taye Biddle	5	93	0	29	
Kerry Johnson	5	52	0	23	
Bill Flowers	4	64	1	29	
Mario Hill	2	15	0	8	
Mike Espy	2	1	0	7	
Lorenzo Townsend	1	11	0	11	
Rick Razzano	1	0	0	0	
Totals	20	236	1	29	
PUNTING	No.	Yds.	Avg.	Lg	I20
Cody Ridgeway	6	289	48.2	55	4
Totals	6	289	48.2	55	4
PUNT RETURNS	No.	Yds	TD	Lg	
Mike Espy	4	14	0	14	
Totals	4	14	0	14	
KO RETURNS	No.	Yds	TD	Lg	
Larry Kendrick	2	62	0	38	
Mike Espy	2	46	0	31	
Totals	4	108	0	38	
INTERCEPTIONS	No.	Yds	TD	Lg	
Totals	0	0	0	0	
LEADING TACKLER(S): Patrick Willis 8 (8-0)					
SACKS: (4) Kelvin Robinson 1.5-7; McKinley Boykin 1.0-5; Patrick Willis 1.0-5; Michael Bozeman 0.5-7.					

SOUTH CAROLINA

RUSHING	Att	Yds	TD	Lg	Avg
Syvelle Newton	19	65	1	38	3.4
Demetris Summers	12	43	1	17	3.6
Josh Brown	1	11	0	11	11.0
Daccus Turman	3	9	0	7	3.0
Gonzie Gray	2	9	0	8	4.5
Cory Boyd	1	5	0	5	5.0
TEAM	1	0	0	0	0
Totals	39	142	2	38	3.6
PASSING	Att-Cmp-Int	Yds	TD	Lg	Sck
Syvelle Newton	27-12-0	291	1	57	4
Blake Mitchell	5-3-0	58	1	33	0
TEAM	1-0-0	0	0	0	0
Totals	33-15-0	349	2	57	4
RECEIVING	No.	Yds	TD	Lg	
Noah Whiteside	4	89	0	33	
Troy Williamson	4	74	1	33	
Andrea Gause	2	62	0	54	
Michael Flint	1	57	0	57	
Travis Lee	1	33	0	33	
Andy Boyd	1	17	1	17	
Demetris Summers	1	9	0	9	
Cory Boyd	1	8	0	8	
Totals	15	349	2	57	
PUNTING	No.	Yds.	Avg.	Lg	I20
Josh Brown	7	279	39.9	46	0
Totals	7	279	39.9	46	0
PUNT RETURNS	No.	Yds	TD	Lg	
Noah Whiteside	1	3	0	3	
Totals	1	3	0	3	
KO RETURNS	No.	Yds	TD	Lg	
Troy Williamson	1	19	0	19	
Totals	1	19	0	19	
INTERCEPTIONS	No.	Yds	TD	Lg	
Totals	0	0	0	0	
LEADING TACKLER(S): Ko Simpson 10 (7-3)					
SACKS: None					

13 TENNESSEE 21 • OLE MISS 17

Game #7 • October 16, 2004 • Vaught-Hemingway Stadium/Hollingsworth Field (62,028) • Oxford, Miss.



Bryan Brown

Erik Ainge connected with Bret Smith on a 30-yard TD pass with 6:58 remaining to lift No. 13 (Associated Press) Tennessee to a 21-17 win over Ole Miss in front of 62,028 at Vaught-Hemingway Stadium/Hollingsworth Field.



Robert Lane

The loss snapped the Rebels' two-game win streak and dropped them to 3-4 on the season, including 2-2 in the SEC. The Volunteers moved to 5-1 overall and 3-1 in the SEC.


Sophomore Bryan Brown capped 17 unanswered points by Ole Miss

with a 34-yard interception return for a touchdown with 11:01 left in the fourth quarter, giving the Rebels a 17-14 lead.

After the ensuing kickoff, Ainge engineered a nine-play, 83-yard drive for the game-winning touchdown. The key play on the drive was a 39-yard pass from Ainge to Robert Meachem on a third-and-seven to move the ball to the Rebel 30-yard line. Two plays later, Ainge would hook up with Smith for the touchdown.

After both teams punted, Ole Miss had one last chance, taking over at its own 20 with 1:05 left to play. However, Johnson intercepted Flatt for the second time on the first play to end any comeback attempt.

Tennessee led 14-0 after the first quarter. The



Volunteers took the opening kickoff and marched 78 yards on nine plays, capped by Jabari Davis' one-yard TD to take a 7-0 lead.

Brandon Johnson then intercepted an Ethan Flatt pass on Ole Miss' first possession, giving the Volunteers the ball back at their own 45. Gerald Riggs would then later make it 14-0 with a 21-yard burst with 6:11 to go in the quarter.

The Rebels would capitalize on a Tennessee turnover in the second quarter. Larry Kendrick recovered a muffed punt at the Volunteers 24-yard line. Redshirt freshman quarterback Robert Lane then ramled off a 21-yard run to the Tennessee 3, and two plays later, Brandon Jacobs found the end zone from one yard out. Jonathan Nichols then added the PAT to

make it 14-7 with 5:02 left in the half.

Nichols later added a 42-yard field goal in the third quarter to make it 14-10.

The Volunteers held a 376-257 advantage in total offense.

Junior running back Gerald Riggs rushed for 118 yards on 26 carries to pace Tennessee on the ground.

Ainge finished the evening 14-of-30 passing for 231 yards with one interception and one touchdown.

Lane led the Rebels on the ground, rushing for 44 yards on seven carries. He also completed 2-of-3 passes for 17 yards.

Flatt was 10-of-20 for 147 yards with two interceptions.

Junior left end Parys Haralson led the Tennessee defense with 10 tackles (nine solo), including five TFLs and two QB sacks.

The Volunteers recorded four sacks on the evening.

Sophomore safety Charles Clark led Ole Miss with nine solo hits.

FINAL INDIVIDUAL STATISTICS

TENNESSEE					
RUSHING	Att	Yds	TD	Lg	Avg
Gerald Riggs	26	118	1	24	4.5
Cedric Houston	6	4	0	5	0.7
Jabari Davis	1	1	0	1	1.0
Brent Schaeffer	1	-1	0	0	-1.0
Chris Hannon	1	-1	0	0	-1.0
TEAM	2	-3	0	0	-1.5
Totals	37	118	1	24	3.2
PASSING	Att-Cmp-Int	Yds	TD	Lg	Sck
Erik Ainge	30-14-1	231	1	39	0
Brent Schaeffer	2-1-0	8	0	8	1
Dustin Colquitt	1-1-0	19	0	19	0
Totals	33-16-1	258	1	39	1
RECEIVING	No.	Yds	TD	Lg	
Robert Meachem	3	82	0	39	
Tony Brown	3	55	0	26	
Derrick Tinsley	2	22	0	15	
CJ Foyton	2	19	0	14	
Jayson Swain	2	16	0	8	
Cedric Houston	2	15	0	8	
Bret Smith	1	30	1	30	
Chris Hannon	1	19	0	19	
Totals	16	258	1	39	
PUNTING	No.	Yds.	Avg.	Lg	I20
James Wilhoit	1	36	36.0	36	0
Dustin Colquitt	7	286	40.9	47	1
Totals	8	322	40.2	47	1
PUNT RETURNS	No.	Yds	TD	Lg	
Derrick Tinsley	2	9	0	9	
Jonathan Hefney	1	0	0	0	
Totals	3	9	0	9	
KO RETURNS	No.	Yds	TD	Lg	
Corey Larkins	3	58	0	21	
Totals	3	58	0	21	
INTERCEPTIONS	No.	Yds	TD	Lg	
Brandon Johnson	2	1	0	1	
Totals	2	1	0	1	
LEADING TACKLER(S): Parys Haralson 10 (9-1)					
SACKS: (4) Parys Haralson 2.0-9; Kevin Burnett 1.0-13; Jason Mitchell 1.0-8					

OLE MISS					
RUSHING	Att	Yds	TD	Lg	Avg
Robert Lane	7	44	0	21	6.3
Vashon Pearson	13	31	0	11	2.4
Michael Spurlock	3	12	0	8	4.0
Brandon Jacobs	7	10	1	10	1.4
Alan Abrams	2	6	0	3	3.0
Lorenzo Townsend	2	3	0	2	1.5
Ethan Flatt	4	-17	0	3	-4.2
Totals	38	89	1	21	2.3
PASSING	Att-Cmp-Int	Yds	TD	Lg	Sck
Ethan Flatt	20-10-2	147	0	36	2
Michael Spurlock	3-2-0	4	0	7	1
Robert Lane	3-2-0	17	0	13	1
Totals	26-14-2	168	0	36	4
RECEIVING	No.	Yds	TD	Lg	
Mario Hill	4	44	0	13	
Kerry Johnson	2	50	0	36	
Vashon Pearson	2	45	0	32	
Bill Flowers	2	19	0	10	
Rick Razzano	1	7	0	7	
Eric Rice	1	4	0	4	
Mike Espy	1	2	0	2	
Larry Kendrick	1	-3	0	0	
Totals	14	168	0	36	
PUNTING	No.	Yds.	Avg.	Lg	I20
Cody Ridgeway	7	271	38.7	45	0
Totals	7	271	38.7	45	0
PUNT RETURNS	No.	Yds	TD	Lg	
Mike Espy	3	22	0	13	
Totals	3	22	0	13	
KO RETURNS	No.	Yds	TD	Lg	
Mike Espy	3	48	0	20	
Taye Biddle	1	12	0	12	
Totals	4	60	0	20	
INTERCEPTIONS	No.	Yds	TD	Lg	
Bryan Brown	1	34	1	34	
Totals	1	34	1	34	
LEADING TACKLER(S): Charles Clark 9 (9-0)					
SACKS: (1) Brian Lester 1.0-1					

SCORING SUMMARY

Tennessee	14	0	0	7	21
Ole Miss	0	7	3	7	17
First Quarter					
11:42 UT	Jabari Davis 1 run				UT-UM
	(James Wilhoit kick)				7-0
			9 plays, 78 yards, 3:18	TOP	
6:11 UT	Gerald Riggs 21 run				14-0
	(Wilhoit kick)				
			8 plays, 55 yards, 2:52	TOP	
Second Quarter					
5:02 UM	Brandon Jacobs 1 run				14-7
	(Jonathan Nichols kick)				
			3 plays, 24 yards, 0:50	TOP	
Third Quarter					
5:02 UM	Nichols 42 FG				14-10
			8 plays, 41, yards, 2:56	TOP	
Fourth Quarter					
11:01 UM	Bryan Brown 34 interception return				14-17
	(Nichols kick)				
6:58 UT	Bret Smith 30 pass from Erik Ainge				21-17
	(James Wilhoit kick)				
			9 plays, 83 yards, 4:03	TOP	

FINAL TEAM STATISTICS

	TENNESSEE	OLE MISS
First Downs	17	16
Rushing	4	6
Passing	12	7
Penalty	1	3
Rushes-Yards	37-118	38-89
Passing-Yards	258	168
Att.-Comp.-Int	33-16-1	26-14-2
Total Plays-Yards	70-376	64-257
Avg. Per Play	5.4	4.0
Fumbles-Lost	1-1	1-1
Penalties-Yards	9-60	3-26
Punts-Average	8-40.2	7-38.7
Punt Returns	3-9	3-22
KO Returns	3-58	4-60
Interceptions	2-1	1-34
Possession Time	29:25	30:35
Third Down Conversions	8-18	4-15
Fourth Down Conversions	1-1	0-0
Sacks By-Yards	4-30	1-1

3 AUBURN 35 • OLE MISS 14

Game #8 • October 30, 2004 • Vaught-Hemingway Stadium/Hollingsworth Field (60,787) • Oxford, Miss.



Alan Abrams



Travis Johnson

Jason Campbell rushed for two TDs and passed for another to lead No. 3 (ESPN/USA Today) Auburn to a 35-14 win over Ole Miss in front of 60,787 at Vaught-Hemingway Stadium/Hollingsworth Field.

With the win, the Tigers clinched the SEC Western Division title and remained undefeated on the year at 9-0, 6-0 SEC. Ole Miss dropped to 3-5 overall and 2-3 in the SEC.

The Rebels pulled to within seven points early in the fourth quarter when sophomore QB Ethan Flatt connected with junior WR Taye Biddle on a 25-yard TD pass. Jonathan Nichols added the PAT to make it 21-14 with 14:54 remaining.


Ole Miss would then force the Tigers to punt on their ensuing possession. However, Auburn would then force the Rebels to go three-and-out.

Carnell Williams fielded Cody Ridgeway's punt at the Auburn 37 and then returned it 38 yards to the Ole Miss 25-yard line.

Three plays later, Campbell would score his second TD of the game with a one-yard run. John Vaughn then added the PAT to make it 28-14 with 12:29 to go.

Williams would later added a 29-yard TD run to make it 35-14 with 5:33 left to ice the game.

Campbell overcame a slow start to finish 11-of-22 passing for 234 yards with one interception and one TD. He scored the game's first points by capping an



eight-play, 99-yard scoring drive with a one-yard run with 26 seconds left in the first half to give Auburn a 7-0 lead at the break.

Campbell would later hit Courtney Taylor for a nine-yard TD pass with 2:43 left in the third quarter to make it 21-7.

Williams finished with 237 all-purpose yards, gaining 96 yards rushing on 16 carries, catching two passes for 70 yards and returning six punts for 71 yards.

Ronnie Brown netted 100 yards rushing on 16 carries, including scoring on a two-yard run on Auburn's first series of the second half to make it 14-0.

Ole Miss got on the board when Flatt hit senior WR Bill Flowers on a 64-yard TD with 6:50 left in the third to make it 14-7.

FINAL INDIVIDUAL STATISTICS

AUBURN						
RUSHING	Att	Yds	TD	Lg	Avg	
Ronnie Brown	16	100	1	45	6.2	
Carnell Williams	16	96	1	29	6.0	
Ben Obomanu	1	7	0	7	7.0	
Jason Campbell	5	4	2	2	0.8	
TEAM	1	-2	0	0	-2.0	
Totals	39	205	4	45	5.3	
PASSING	Att	Cmp	Int	Yds	TD	Lg
Jason Campbell	22	11	1	234	1	57
Totals	22	11	1	234	1	57
RECEIVING	No.	Yds	TD	Lg		
Courtney Taylor	4	73	1	35		
Carnell Williams	2	70	0	57		
Cooper Wallace	2	59	0	36		
Ronnie Brown	1	14	0	14		
Ben Obomanu	1	10	0	10		
Devin Aromashodu	1	8	0	8		
Totals	11	234	1	57		
PUNTING	No.	Yds.	Avg.	Lg	I20	
Kody Bliss	6	286	47.7	61	3	
Totals	6	286	47.7	61	3	
PUNT RETURNS	No.	Yds	TD	Lg		
Carnell Williams	6	71	0	38		
Totals	6	71	0	38		
KO RETURNS	No.	Yds	TD	Lg		
Devin Aromashodu	1	24	0	24		
Totals	1	24	0	24		
INTERCEPTIONS	No.	Yds	TD	Lg		
Will Herring	1	0	0	0		
Totals	1	0	0	0		

LEADING TACKLER(S): Travis Williams 12 (11-1)

SACKS: (7) Stanley McClover 2.0-7; Wayne Dickens 1.0-7; Quentin Groves 1.0-6; Doug Langenfeld 1.0-7; Antarrious Williams 1.0-7; Travis Williams 1.0-6

OLE MISS						
RUSHING	Att	Yds	TD	Lg	Avg	
Alan Abrams	11	59	0	18	5.4	
Jamal Pittman	4	30	0	14	7.5	
Brandon Jacobs	7	22	0	7	3.1	
Vashon Pearson	4	21	0	11	5.2	
Robert Lane	10	15	0	20	1.5	
Lorenzo Townsend	1	6	0	6	6.0	
Rick Razzano	1	2	0	2	2.0	
Ethan Flatt	4	-8	0	2	-2.0	
Totals	42	147	0	20	3.5	
PASSING	Att	Cmp	Int	Yds	TD	Lg
Ethan Flatt	20	12	0	225	2	64
Robert Lane	9	5	1	52	0	26
Michael Spurlock	1	0	0	9	0	9
Totals	30	18	1	286	2	64
RECEIVING	No.	Yds	TD	Lg		
Mario Hill	5	46	0	16		
Kerry Johnson	4	69	0	44		
Bill Flowers	2	70	1	64		
Taye Biddle	2	40	1	25		
Mike Espy	1	26	0	26		
Brandon Jacobs	1	18	0	18		
Rick Razzano	1	11	0	11		
Alan Abrams	1	4	0	4		
Vashon Pearson	1	2	0	2		
Totals	18	286	2	64		
PUNTING	No.	Yds.	Avg.	Lg	I20	
Cody Ridgeway	8	321	40.1	47	2	
Totals	8	321	40.1	47	2	
PUNT RETURNS	No.	Yds	TD	Lg		
Mike Espy	3	-7	0	4		
Totals	3	-7	0	4		
KO RETURNS	No.	Yds	TD	Lg		
Mike Espy	2	35	0	18		
Larry Kendrick	1	24	0	24		
Totals	3	59	0	24		
INTERCEPTIONS	No.	Yds	TD	Lg		
Travis Johnson	1	0	0	0		
Totals	1	0	0	0		

LEADING TACKLER(S): Eric Oliver 10 (9-1)

SACKS: (0)

Flatt passed for 225 yards on the evening, completing 12-of-20 passes.

Junior WR Mario Hill led the Rebels with five receptions for 46 yards. Senior Kerry Johnson had four catches for 69 yards and Flowers finished with two receptions for 70 yards.

Redshirt freshman RB Alan Abrams led Ole Miss on the ground with 59 yards on 11 carries.

The Rebels held a 36:03-to-23:57 advantage in time of possession and had a 20-18 edge in first downs.

Auburn, however, held a 439-433 advantage in total offense.

Senior FS Eric Oliver led the Rebel defense with a season-high 10 tackles (nine solo) to surpass the 300-mark for his career.

Junior LB Travis Williams led Auburn with 12 tackles (11 solo), including one sack.

The Tigers sacked Ole Miss' quarterbacks seven times on the night, including two by sophomore DE Stanley McClover.

SCORING SUMMARY

Auburn	0	7	14	14	—	35
Ole Miss	0	0	7	7	—	14

Second Quarter

AU-UM

0:26 AU	Jason Campbell 1 run (John Vaughn kick)	7-0
	8 plays, 99 yards, 3:16 TOP	

Third Quarter

13:02 AU	Ronnie Brown 2 run (Vaughn kick)	14-0
	4 plays, 76 yards, 1:58 TOP	
6:50 UM	Bill Flowers 64 pass from Ethan Flatt (Jonathan Nichols kick)	14-7
	5 plays, 75 yards, 2:27 TOP	
2:43 AU	Courtney Taylor 9 pass from Jason Campbell (Vaughn kick)	21-7
	4 plays, 44 yards, 1:41 TOP	

Fourth Quarter

14:54 UM	Taye Biddle 25 pass from Flatt (Nichols kick)	21-14
	7 plays, 89 yards, 2:49 TOP	
12:29 AU	Campbell 1 run (Vaughn kick)	28-14
	3 plays, 25 yards, 0:32 TOP	
5:33 AU	Carnell Williams 29 run (Vaughn kick)	35-14
	5 plays, 39 yards, 2:19 TOP	

FINAL TEAM STATISTICS

	AUBURN	OLE MISS
First Downs	18	20
Rushing	10	10
Passing	7	8
Penalty	1	2
Rushes-Yards	39-205	42-147
Passing Yards	234	286
Att.-Comp.-Int	22-11-1	30-18-1
Total Plays-Yards	61-439	72-433
Avg. Per Play	7.2	6.0
Fumbles-Lost	1-1	1-1
Penalties-Yards	8-55	10-104
Punts-Average	6-47.7	8-40.1
Punt Returns	6-71	3-(-7)
KO Returns	1-24	3-59
Interceptions	1-0	1-0
Possession Time	23:57	36:03
Third Down Conversions	3-11	4-14
Fourth Down Conversions	0-1	0-2
Sacks By-Yards	7-40	0-0

ARKANSAS 35 • OLE MISS 3

Game #9 • November 13, 2004 • Donald W. Reynolds Razorback Stadium (63,474) • Fayetteville, Ark.



Robert Lane

Arkansas rolled up 297 yards rushing and held Ole Miss out of the end zone en route to a 35-3 win in front of 63,474 at Donald W. Reynolds Razorback Stadium in Fayetteville, Ark.




Patrick Willis

With the win, the Razorbacks snapped a four-game losing streak to improve to 4-5 overall and 2-4 in the Southeastern Conference. The loss was the Rebels' third straight as they fell to 3-6 overall, 2-4 in the SEC.

Senior QB Matt Jones rushed for one score and passed for two others to lead the Arkansas offense. He netted 126 yards on the ground on just five carries, including breaking loose for a 72-yard TD run to give the Razorbacks a 21-0 lead early in the second quarter.

Through the air, Jones connected on 11-of-16 passses for 108 yards. He hit Jared Hicks for a two-yard TD pass to make it 28-0 with 9:30 left in the first half. Jones later connected with Hicks again for a 23-yard scoring strike to make it 35-3 with 7:19 remaining in the third quarter.

Arkansas led 14-0 after the first quarter. The Razorbacks took the opening kickoff and marched 80



yards on eight plays, capped by a one-yard run by Peyton Hillis. Chris Balseiro added the PAT to make it 7-0.

DeCori Birmingham later scored on a 11-yard run and Balseiro added the PAT to make it 14-0 with 1:42 left in the first.

Jonathan Nichols scored Ole Miss' only points of the afternoon with a 33-yard field goal as the first half expired to make it 28-3.

Arkansas outgained Ole Miss 452-343.

The Rebels managed to convert on just 2-of-12 third down opportunities and were 0-of-3 on fourth down conversions.

Arkansas converted 9-of-16 third down chances.

Redshirt freshman QB Robert Lane led Ole Miss with 94 yards rushing one nine carries, and was 4-of-13 passing for 42 yards.

Sophomore QB Ethan Flatt completed 11-of-21 passes for 126 yards.

Senior WR Bill Flowers led the Rebels with five receptions for 68 yards to move into second place on the Ole Miss career list for receptions with 146.

Sophomore LB Patrick Willis led the Rebels with 13 tackles (eight solo), including two TFLs (-5 yards). Sophomore WS Charles Clark registered 12 hits (10 solo), and senior LB Rob Robertson had 11 hits (seven solo).

Junior FS Vickiel Vaughn had eight tackles (six solo) to lead the Razorback defense. Sophomore DT Keith Jackson and senior DE Jeb Huckeba also each had a sack for Arkansas.

SCORING SUMMARY

Ole Miss	0	3	0	0	—	3
Arkansas	14	14	7	0	—	35
First Quarter						
12:22 AR	Peyton Hills 1 run					UM-AR
	(Chris Balseiro kick)					0-7
	8 plays, 80 yards, 2:38 TOP					
1:42 AR	DeCori Birmingham 11 run					0-14
	(Balseiro kick)					
	9 plays, 53 yards, 3:22 TOP					
Second Quarter						
14:48 AR	Matt Jones 72 run					0-21
	(Balseiro kick)					
	3 plays, 87 yards, 1:14 TOP					
9:30 AR	Jared Hicks 2 pass from Jones					0-28
	(Balseiro kick)					
	8 plays, 49 yards, 3:23 TOP					
0:00 UM	Jonathan Nichols 33 FG					3-28
	8 plays, 65 yards, 1:12					
Third Quarter						
7:19 AR	Hicks 23 pass from Jones					3-35
	(Balseiro kick)					
	9 plays, 65 yards, 4:10 TOP					

FINAL INDIVIDUAL STATISTICS

OLE MISS					
RUSHING	Att	Yds	TD	Lg	Avg
Robert Lane	9	94	0	50	10.4
Alan Abrams	4	23	0	10	5.8
Marvin Vaughan	4	19	0	7	4.8
Jamal Pittman	2	14	0	13	7.0
Vashon Pearson	3	11	0	11	3.7
Mike Espy	1	8	0	8	8.0
Lorenzo Townsend	1	6	0	6	6.0
Ethan Flatt	2	0	0	2	0.0
Brandon Jacobs	2	0	0	0	0.0
Totals	28	175	0	50	6.2
PASSING	Att-Cmp-Int	Yds	TD	Lg	Sck
Ethan Flatt	21-11-0	126	0	24	1
Robert Lane	13-4-0	42	0	17	1
Totals	34-15-0	168	0	24	2
RECEIVING	No.	Yds	TD	Lg	
Bill Flowers	5	68	0	24	
Larry Kendrick	3	19	0	7	
Kerry Johnson	3	18	0	10	
Taye Biddle	2	37	0	20	
Mike Espy	1	13	0	13	
Vashon Pearson	1	13	0	13	
Totals	15	168	0	24	
PUNTING	No.	Yds.	Avg.	Lg	I20
Cody Ridgeway	6	272	45.3	55	1
Totals	6	272	45.3	55	1
PUNT RETURNS	No.	Yds	TD	Lg	
Mike Espy	2	5	0	5	
Totals	2	5	0	5	
KO RETURNS	No.	Yds	TD	Lg	
Larry Kendrick	1	19	0	19	
Mike Espy	1	15	0	15	
Patrick Willis	1	-1	0	0	
Totals	3	33	0	19	
INTERCEPTIONS	No.	Yds	TD	Lg	
Totals	0	0	0	0	0
LEADING TACKLER(S): Patrick Willis 13 (8-5); Charles Clark 12 (10-2); Rob Robertson 11 (7-4)					
SACKS: (0)					

ARKANSAS					
RUSHING	Att	Yds	TD	Lg	Avg
Matt Jones	5	126	1	72	25.2
Peyton Hillis	18	64	1	12	3.6
D. Howard	9	52	0	15	5.8
DeCori Birmingham	7	31	1	11	4.4
Robert Johnson	2	7	0	10	3.5
C. Washington	1	6	0	6	6.0
Farod Jackson	1	6	0	6	6.0
Kyle Dickerson	8	5	0	3	0.6
Totals	51	297	3	72	5.8
PASSING	Att-Cmp-Int	Yds	TD	Lg	Sck
Matt Jones	16-11-0	108	2	26	0
Robert Johnson	4-2-0	47	0	30	0
Totals	20-13-0	155	2	30	0
RECEIVING	No.	Yds	TD	Lg	
Marcus Monk	4	59	0	30	
Steven Harris	4	25	0	9	
Jared Hicks	3	42	2	23	
Chris Baker	1	26	0	26	
DeCori Birmingham	1	3	0	3	
Totals	13	155	2	30	
PUNTING	No.	Yds.	Avg.	Lg	I20
Jeremy Davis	5	193	38.6	44	1
Totals	5	193	38.6	44	1
PUNT RETURNS	No.	Yds	TD	Lg	
DeCori Birmingham	3	14	0	7	
Totals	3	14	0	7	
KO RETURNS	No.	Yds	TD	Lg	
Totals	0	0	0	0	0
INTERCEPTIONS	No.	Yds	TD	Lg	
Totals	0	0	0	0	0
LEADING TACKLER(S): Vickiel Vaughn 8 (6-2)					
SACKS: (2) Keith Jackson 1.0-4; Jeb Huckeba 1.0-2					

FINAL TEAM STATISTICS

	OLE MISS	ARKANSAS
First Downs	18	22
Rushing	9	15
Passing	8	6
Penalty	1	1
Rushes-Yards	28-175	51-297
Passing Yards	168	155
Att.-Comp.-Int	34-15-0	20-13-0
Total Plays-Yards	62-343	71-452
Avg. Per Play	5.5	6.4
Fumbles-Lost	1-1	0-0
Penalties-Yards	7-48	8-60
Punts-Average	6-45.3	5-38.6
Punt Returns	2-5	3-14
KO Returns	3-33	0-00
Interceptions	0-0	0-0
Possession Time	24:49	35:11
Third Down Conversions	2-12	9-16
Fourth Down Conversions	0-3	1-1
Sacks By-Yards	0-0	2-6

THE LAST TIME OLE MISS HAD . . .

30 or more first downs	Wyoming (35)
500 yards rushing	Auburn, 1951 (515)
400 yards rushing	Tennessee, 1977 (433)
300 yards rushing	LSU, 1999 (323)
400 yards passing	Texas Tech, 2003 (409)
300 yards passing	Wyoming, 2004 (346)
600 yards total offense	Louisiana-Monroe, 2003 (612)
500 yards total offense	Wyoming, 2004 (567)
90 plays total offense	Wyoming, 2004 (100)
Four passes intercepted	Wyoming, 2004 (4)
Four pass interceptions	Florida, 2002 (4)
10 penalties	Auburn, 2004 (10)
100 yards in penalties	Auburn, 2004 (104)
50 points	Arkansas State, 2003 (55)
99 yard scoring drive	Memphis State, 1989 (12 plays)
90-plus yard scoring drive	Oklahoma State, 2004 SBC Cotton Bowl (97 yards, 13 plays; Eli Manning 1-yard run)

THE LAST TIME OLE MISS HELD ITS OPPONENT TO . . .

Less than 10 first downs	Mississippi State, 2003 (7)
10 first downs	South Carolina, 1999 (10)
Negative yards rushing	Memphis, 1999 (-8)
10 yards rushing	Georgia, 1993 (1)
Zero yards passing	Alabama, 1988
No pass completions	Alabama, 1988
10 yards passing	Georgia, 1977 (7)
10 pass attempts	VMI, 1996 (6)
Zero yards total offense	Sewanee, 1938
50 yards (or less) total offense	Mississippi State, 1966 (42)
75 yards (or less) total offense	Vanderbilt, 1993 (51)
150 yards (or less) total offense	Memphis, 1999 (115)
200 yards (or less) total offense	Mississippi State, 2003 (192)
No touchdowns	Mississippi State, 2003 (0 points)

THE LAST TIME OLE MISS . . .

Had two passers throw for 100 yards	West Virginia, 2000 (Romaro Miller 221, Eli Manning 167)
Had two passers complete 10 passes	West Virginia, 2000 (Romaro Miller 16-31; Eli Manning 12-20)
Had two runners rush for 100 yards	Georgia, 1999 (Deuce McAllister 104, Joe Gunn 103)
Had two receivers over 100 receiving yards	Louisiana-Monroe, 2003 (Chris Collins 121, Taye Biddle 105)
Had two receivers catch 10 passes	Arkansas, 2002 (Bill Flowers 11, Chris Collins 10)
Had four receivers catch five passes	Georgia, 1997 (John Avery 8, Andre Rone 6, Cory Peterson 6, Rufus French 5)
Had three receivers catch five passes	Arkansas, 2002 (Bill Flowers 11, Chris Collins 10, Mike Espy 5)
Had two receivers catch five passes	South Carolina, 2004 (Taye Biddle 5, Kerry Johnson 5)
Had a 100-yard rusher and a 100-yard receiver	Wyoming, 2004 (Vashon Pearson 139 yards rushing/Mario Hill 142 yards receiving)
Returned a punt for a TD	Jason Armstead vs. Memphis, 2002 (62 yards)
Returned a kickoff for a TD	Murray State, 2001 (Jason Armstead, 93 yards)
Returned an interception for a TD	Tennessee, 2004 (Bryan Brown 34 yards)
Returned two interceptions for a TD	Northern Illinois, 1993 (Alundis Brice, 37 yards; Antonious Bonner, 46 yards)
Returned a fumble for a TD	South Carolina, 1999 (Al Rice, 37 yards)
Recovered a fumble for a TD	SMU, 1998 (Michael Boone)

Blocked a punt	Wyoming, 2004 (Marvin Vaughn)
Blocked a punt for a TD	Indiana State, 1995 (LeMay Thomas 6-yard TD return off Mark Smith's block)

**Blocked an opponents' FG attempt Arkansas, 2004
(Corvelli Haynes blocked Chris Balseiro's 28-yard attempt)**

Had a punt blocked	Alabama, 2003
Had a punt blocked for a touchdown	Alabama, 2003
Had an interception returned for a touchdown	Georgia, 2002
Missed a PAT kick	Georgia, 2001
Had a PAT kick blocked	LSU, 1998
A successful two-point conversion	Arkansas State, 2004 (Matt Pierce pass from Ethan Flatt, 4th quarter)
Missed a FG attempt	Tennessee, 2004 (Jonathan Nichols 30-yard attempt)
Had a field goal attempt blocked	Mississippi State, 2002 (Jonathan Nichols' 32-yard attempt)
Gained a first down off a fake field goal attempt	Georgia, 1995
Gained a first down off a fake punt	Alabama, 1998 (Gained a first down on Sheldon Morris' 20-yard pass from Reagan King)
Recovered an onside kick	Wyoming, 2004 (Mike Espy)
Shut out an opponent	Arkansas State, 2003 (55-0)
Was shut out	Arkansas, 1998 (34-0)
Played an overtime game	Vanderbilt, 2004 (W, 26-23)
Scored a safety	South Carolina, 2003 (Dondrial Pinkins called for intentional grounding in the end zone)
Scored 2 safeties in the same game	Northern Illinois, 1993 (team)
Defeated a nationally ranked team	South Carolina, 2004 (31-28, (#25 Associated Press)
Was ranked in top 25	2003 Final (#13 AP; #14 ESPN/USA Today Coaches)
Ended the year ranked in top 25	2003 (#13 AP/#14 ESPN/USA Today Coaches)

THE LAST TIME AN OLE MISS PLAYER . . .

Rushed 30 times	Joe Gunn vs. Vanderbilt, 2001 (32)
Rushed 25 times	Tremaine Turner vs. South Carolina, 2003 (25)
Rushed for 200 yards	Dou Innocent vs. Mississippi St., 1995 (242)
Rushed for 150 yards	Joe Gunn vs. Vanderbilt, 2001 (157)
Rushed for 100 yards	Vashon Pearson vs. Arkansas State, 2004 (129)
Passed for 400 yards	Eli Manning vs. Texas Tech, 2003 (409)
Passed for 300 yards	Eli Manning vs. South Carolina, 2003 (391)
Attempted 50 passes	Eli Manning vs. Arkansas, 2002 (56)
Attempted 40 passes	Ethan Flatt vs. Wyoming, 2004 (44)
Attempted 30 passes	Ethan Flatt vs. Wyoming, 2004 (44)
Completed 30 passes	Eli Manning vs. South Carolina, 2003 (30)
Completed 20 passes	Ethan Flatt vs. Vanderbilt, 2004 (21)
Passed for 4 or more TDs	Eli Manning vs. Memphis, 2003 (4)
Threw 3 or more interceptions	Ethan Flatt vs. Wyoming, 2004 (4)
Had 400 yards Total Offense	Eli Manning vs. Texas Tech, 2003 (411)
Had 300 yards Total Offense	Eli Manning vs. South Carolina, 2003 (380)
Caught 10 passes	Bill Flowers (10) vs. Vanderbilt, 2004
Caught 9 passes	Bill Flowers (10) vs. Vanderbilt, 2004
Had 100 receiving yards	Mario Hill vs. Wyoming, 2004 (142)
Scored 10 points kicking	Jonathan Nichols vs. Wyoming, 2004 (14)
Scored 3 touchdowns rushing	Toward Sanford vs. Kentucky, 2001 (3)
Scored 3 touchdowns receiving	Chris Collins vs. Auburn, 2002 (3)
Intercepted 3 passes	Don Price vs. Vanderbilt, 1986 (3)
Intercepted 2 passes	Von Hutchins, Arkansas State, 2002 (2)
Punted for a 70-yard game average	Bill Smith vs. So. Miss., 1984 (2-84.5)
Kicked a 45-yard Field Goal	Jonathan Nichols vs. Memphis, 2004 (47)
Kicked a 50-yard Field Goal	Jonathan Nichols vs. Alabama, 2003 (51)
Kicked five field goals in game	Jonathan Nichols vs. Texas Tech, 2003 (39, 29, 33, 25, 33, 24)
Kicked four field goals in a game	Jonathan Nichols vs. Wyoming, 2004 (37, 26, 30, 43)

No.	Name	Pos.	Ht.	Wt.	Cl-Ex	Hometown (High School/College)
1	Marquis McBeath	LB	6-0	230	Fr-RS	Moss Point, Miss. (High)
2	Kerry Johnson	WR	6-3	210	Sr-3L	Oxford, Miss. (High)
3	Trumaine McBride	DB	5-10	180	So-1L	Clarksdale, Miss. (High)
4	Bryan Brown	DB	5-9	195	So-1L	Corinth, Miss. (High)
6	Frank Clayton	WR	6-0	183	Fr-RS	Stone Mountain, Ga. (Dunwoody)
7	Taye Biddle	WR	6-1 1/2	175	Jr-2L	Decatur, Ala. (High)
9	Alan Abrams	RB	6-0	205	Fr-RS	Orlando, Fla. (Apopka)
9	Travis Johnson	DB	6-1	191	Jr-2L	Shannon, Miss. (High)
11	Mike Espy	WR	6-0	195	Jr-2L	Madison, Miss. (Madison Central)
15	Robert Lane	QB	6-3	220	Fr-RS	Monroe, La. (Neville)
16	Micheal Spurlock	QB	5-11 1/2	200	Jr-1L	Indianola, Miss. (Gentry)
19	Ethan Flatt	QB	6-6	218	So-Sq	Nashville, Tenn. (David Lipscomb)
20	Charles Clark	DB	6-0	195	So-1L	Green Cove Springs Fla. (Clay County)
21	Jamal Pittman	RB	6-2	240	So-1L	Columbia, Miss. (High)
22	Kareem Moore	DB	5-11	210	Fr-RS	Okolona, Miss. (High)
23	Matt Pierce	WR	6-1	185	So-1L	Mobile, Ala. (UMS/Wright Prep)
24	Vashon Pearson	RB	6-0	205	Jr-2L	Ripley, Miss. (High)
25	Larry Kendrick	WR-DB	6-0	210	Jr-JC	Haines City, Fla. (High; Florida; Pearl River CC)
26	Garry Pack	LB	6-1	220	Fr-HS	Hattiesburg, Miss. (Oak Grove)
27	Joshua Braithwaite	DB	6-0	190	Jr-Sq	Chicago, Ill. (Farragut Academy)
27	Brandon Jacobs	RB	6-1	235	Jr-2L	Long Beach, Miss. (High)
28	Nate Banks	DB	5-11	180	Fr-RS	Liberty, Miss. (Amite County)
31	Iroko Ayodele	DB	6-2	205	Sr-1L	Saucier, Miss. (Harrison Central/Gulf Coast CC)
32	Keith Houston	DB	6-3	215	So-1L	Philadelphia, Miss. (High)
33	Thad Rhodes	DB	5-11	195	Jr-RS	Biloxi, Miss. (St. John; Miss. Gulf Coast CC)
33	Lorenzo Townsend	RB	6-2	235	Sr-1L	Monticello, Miss. (Lawrence Co.; Copiah-Lincoln CC)
35	Edwin Gelin	DB	6-2	191	Fr-RS	Miami, Fla. (Hialeah)
37	Wesley Bryan	P	6-2 1/2	200	Sr-Sq	Meridian, Miss. (High)
38	Eric Oliver	DB	6-2	215	Sr-3L	Jasper, Ala. (Walker)
39	Kelvin Robinson	DB	6-1	220	Jr-2L	Jackson, Miss. (Lanier)
41	Hunter Bray	K	6-1	200	So-Sq	Atlanta, Ga. (St. Pius X)
41	Keith White	DB	6-0	211	Sr-Sq	Germantown, Tenn. (High)
42	Rick Razzano	FB	5-11 1/2	240	Sr-3L	Milford, Ohio (High)
43	Marvin Vaughan	RB	5-10	205	Sr-1L	Canton, Miss. (Velma Jackson; Holmes C.C.)
45	Anthony Hobgood	FB	6-2	238	So-Sq	Picayune, Miss. (High)
49	Patrick Willis	LB	6-2	230	So-1L	Bruceton, Tenn. (Central)
50	Darryl Harris	OL	6-3	280	Fr-RS	Clarksdale, Miss. (High)
51	Ben Boyce	C	6-2	300	So-Sq	Gonzales, La. (St. Pauls)
52	James McCoy	OL	6-3	312	So-JC	Moss Point, Miss. (High; Ole Miss; Gulf Coast CC)
54	Jeremy Garrett	DL	6-1	270	Fr-RS	Senatobia, Miss. (High)
56	Vicente DeLoach	DE	6-4	245	Fr-RS	Columbus, Miss. (High)
57	Brian Lester	LB	6-2	246	Sr-3L	Holly Springs, Miss. (High)

No.	Name	Pos.	Ht.	Wt.	Cl-Ex	Hometown (High School/College)
61	Daniel Booth	DL	6-4	281	Sr-3L	Amory, Miss. (High)
62	Doug Buckles	OL	6-5	305	Sr-3L	Madison, Miss. (Madison Central)
63	Ryan Jones	OL	6-4	310	Jr-1L	Brandon, Miss. (Jackson Prep)
64	Sidney McLaurin	LS	6-1 1/2	216	Jr-1L	Brandon, Miss. (Jackson Prep)
65	Tony Bonds	C	6-4	308	Jr-2L	Russellville, Ala. (High)
66	Antonio Sanders	OL	6-3	285	So-Sq	Memphis, Tenn. (Fairley)
68	McKinley Boykin	DL	6-2	285	Jr-2L	Bessemer, Ala. (McAdory)
70	Tre' Stallings	OL	6-4	317	Jr-2L	Magnolia, Miss. (South Pike)
72	Michael Bozeman	DL	6-2	290	Jr-2L	Hawkinsville, Ga. (High)
73	Chris Spencer	C	6-4	310	Jr-2L	Madison, Miss. (Madison Central)
74	Slate Amos	OT	6-6	247	So-SQ	Cumming, Ga. (Forsyth Central)
75	Bobby Harris	OL	6-4	310	Jr-2L	Decatur, Ga. (Norcross)
76	Marcus Johnson	OL	6-6	320	Sr-3L	Coffeetown, Miss. (High)
80	Eric Rice	TE	6-3	240	Sr-3L	Starkville, Miss. (High)
81	Rob Robertson	LB	6-2	230	Sr-3L	Centerville, Miss. (Centerville Academy)
83	Jimmy Brooks	TE	6-4	270	Jr-2L	Ripley, Miss. (High)
84	Bill Flowers	WR	6-1	193	Sr-3L	Pelham, Ala. (High)
85	Robert Hough	TE	6-4	220	Fr-RS	Jackson, Miss. (Provine)
86	Jonathan Nichols	PK	6-0	180	Sr-3L	Greenwood, Miss. (Pillow Academy)
87	Mario Hill	WR	6-1	195	Jr-2L	Meridian, Miss. (High)
88	Lawrence Lilly	TE	6-4	275	So-1L	Montevallo, Ala. (High)
90	Brandon Jenkins	DE	6-5	280	Fr-RS	Memphis, Tenn. (East; Hargrave)
91	Andrew Wicker	DL	6-5	280	So-1L	Zachary, La. (Silliman Institute)
92	Dedrick Clark	DE	6-4	286	So-Sq	Pontotoc, Miss. (High)
96	Cory Robinson	DE	6-4	260	Sr-3L	Knoxville, Tenn. (Central)
97	Cody Ridgeway	P	6-1 1/2	190	Sr-3L	Jackson, Tenn. (Central-Merry)
98	Chris Herring	DL	6-2	310	Jr-JC	Courtland, Miss. (South Panola; Ole Miss; NWCC)
99	Corvelli Haynes	DE	6-3	255	Jr-JC	Cleveland, Miss. (Eastside; Miss. Delta C.C.)

