




AUBURN TIGERS

2003 FOOTBALL

GAME 8



QUICK FACTS

COACHES:

Tommy Tuberville (Southern Arkansas, 1976)
 Auburn Record 35-21 (5th year)
 vs. LSU 3-1
 Overall Record 60-41 (9th year)
 vs. LSU 5-3

Nick Saban (Kent State, 1973)
 LSU Record 32-13 (4th year)
 Overall Record 74-39-1 (10th year)

SERIES:

LSU leads, 19-17-1
 at Auburn AU leads, 8-3
 at Baton Rouge, LA LSU leads, 10-5-1
 at Neutral Sites AU leads, 5-4
 Last Meeting AU 31, LSU 7
 Oct. 26, 2002 in Auburn, AL

RANKINGS:

Auburn--17th by AP; 21th by ESPN/USA Today
 LSU--9th by both AP and ESPN/USA Today

TV:

ESPN (Live)
 Ron Franklin (play-by-play)
 Mike Gottfried (color)
 Adrian Karsten (sideline)

RADIO:

The Auburn Network provides radio coverage to over 60-plus stations that cover the Southeast. Rod Bramblett (play-by-play), Stan White (color), Quentin Riggins (sideline), Paul Ellen (studio) and Andy Burcham (locker room) provide gameday analysis.

INTERNET:

Live audio www.auburntigers.com

TIGER WALK:

4:30-4:45 (Subject to change)
 Gate 11 on the east side of Tiger Stadium

#17 AUBURN (5-2, 4-0) vs. #9 LSU (6-1, 3-1)
TIGER STADIUM (91,600) • BATON ROUGE, LA
OCTOBER 25, 2003 • 6:45 P.M. CT • TV: ESPN

THE GAME

Auburn travels to Baton Rouge, La., to take on LSU in a match-up of ranked SEC Western Division opponents.

AUBURN HEADLINES

- ▶ Auburn is 4-0 in the Southeastern Conference for the first time since 2001. The last time the Tigers began conference play 5-0 was in 1994.
- ▶ Currently on a five-game winning streak, the Tigers have won five consecutive contests for the first time since opening the 2000 season 5-0.
- ▶ Of Auburn's last 10 opponents (dating back to 2002), seven have been ranked in the top 10 entering the game. No other team in the nation has faced more than three top 10 teams in that span.
- ▶ Since 2001, the Tigers are 6-2 against top 10 teams.
- ▶ Auburn is eighth nationally in total defense (277.7 ypg) and fourth in scoring defense (12.4 ppg).
- ▶ Since 1998, the average margin of victory in the Auburn-LSU series has been 19.8 points.
- ▶ The Tigers are 7-7-1 all-time in games played on October 25. Saturday will mark the third meeting between Auburn and LSU on October 25.
- ▶ Auburn has allowed just three third-down conversion in the first half over the last six games (3 for 37).
- ▶ The Tigers have won 33 consecutive games (19 under Tuberville) when scoring 30 or more points.
- ▶ Auburn has rushed for two or more touchdowns in 15 of its last 20 games.
- ▶ Auburn has made 161 consecutive PAT kicks dating back to 1999, which is the third longest in SEC history behind Alabama's 199 (1981-87) and Tennessee's 168 (1991-94).
- ▶ The Tigers have allowed just two first quarter touchdown in their last 13 games.
- ▶ In its five wins, Auburn is outscoring opponents, 176-47, including a 114-13 advantage in the first half.
- ▶ Auburn is outscoring its opponents, 128-44, in conference games, and has scored 13 rushing TDs while allowing just two on the ground. The Tigers are averaging 262.0 yards rushing in league play while holding opponents to just 94.0 rushing yards.
- ▶ Running back Carnell Williams rushed for a school record six touchdowns in the Tigers' 45-13 win over Mississippi State.
- ▶ Williams is the first player in SEC history to be named its player of the week three consecutive times. Williams earned the honor on Oct. 6, Oct. 13 and Oct. 20.
- ▶ Williams has rushed for 496 yards (165.3 ypg) on 86 carries with 8 TDs in the last three games.
- ▶ QB Jason Campbell is 15-6 as a starter during his career, including an 11-2 mark in SEC games.

#17 AUBURN (5-2, 4-0)				#9 LSU (6-1, 3-1)			
Date	Opponent	Score/Time		Date	Opponent	Score/Time	
Aug. 30	#8 USC [CBS]	L 0-23		Aug. 30	LOUISIANA-MONROE	W 49-7	
Sept. 6	at Georgia Tech [ABC]	L 3-17		Sept. 6	at Arizona	W 59-13	
Sept. 13	at Vanderbilt [JP]	W 45-7		Sept. 13	WESTERN ILLINOIS	W 35-7	
Sept. 27	WESTERN KENTUCKY	W 48-3		Sept. 20	GEORGIA	W 17-10	
Oct. 4	#7 TENNESSEE [ESPN]	W 28-21		Sept. 27	at Mississippi State	W 41-6	
Oct. 11	at #7 Arkansas [JP]	W 10-3		Oct. 11	FLORIDA	L 7-19	
Oct. 18	MISSISSIPPI STATE	W 45-13		Oct. 18	at South Carolina	W 33-7	
Oct. 25	at #9 LSU [ESPN]	6:45 p.m.		Oct. 25	AUBURN	6:45 p.m.	
Nov. 1	LOUISIANA-MONROE	1 p.m.		Nov. 1	LOUISIANA TECH	TBA	
Nov. 8	OLE MISS	TBA		Nov. 15	at Alabama	1:30 p.m.	
Nov. 15	at #4 Georgia	TBA		Nov. 22	at Ole Miss	TBA	
Nov. 22	ALABAMA	TBA		Nov. 29	ARKANSAS	TBA	
<i>All times central</i>				<i>All times central</i>			

2003 AUBURN FOOTBALL

STATISTICAL COMPARISON

AUBURN VS. LSU

	AU	LSU
Total Offense	385.1	402.9
Points Scored	25.6	34.4
First Downs	20.1	22.3
Rushing Yards	202.3	155.6
Passing Yards	182.9	247.3
Time of Possession	32:28	33:36
3rd Down Conversion Pct.	40%	44%
Points Allowed	12.4	9.9
Yards Allowed	277.7	263.4
Rushing Yards Allowed	92.6	53.1
Passing Yards Allowed	185.1	210.3

STATISTICAL LEADERS

RUSHING YARDS

AUBURN	LSU
C. Williams 713	J. Addai 325
B. Jacob 382	S. Carey 307
R. Brown 270	J. Vincent 209

PASSING YARDS

AUBURN	LSU
J. Campbell 1,127	M. Mauck 1,389
J. Sullivan 153	M. Randall 342

RECEPTIONS

AUBURN	LSU
C. Taylor 20	M. Clayton 35
J. McIntyre 20	D. Henderson 30
A. Mix, S. Daniels 11	S. Green 22

POINTS SCORED

AUBURN	LSU
C. Williams 60	S. Carey 36
J. Vaughn 31	R. Gaudet 32
T. Smith 24	S. Green, D. Henderson 30

INTERCEPTIONS

AUBURN	LSU
K. Hobbs 2	C. Webster 3
W. Herring, C. Rogers 1	T. Daniels, J. Hunt 2

TACKLES

AUBURN	LSU
K. Dansby 47	L. Turner 40
D. Thomas 41	J. Hunt 34
D. McNeil 30	L. Landry 34
T. Williams 27	T. Daniels 33

AUBURN-LSU SERIES NOTES

A combined 48 points or more have been scored between the two teams in seven of the last 11 meetings ... The visiting team won four consecutive games from 1996-99 ... The winning team posted shutouts in nine of the first 11 meetings in the series ... Dating back to 1973, only five of the 16 meetings have been decided by 14 points or more ... Four of the last nine games have been decided by a touchdown or less ... This is the longest sustained meeting between the two schools, 12 consecutive years, eclipsing nine straight years from 1934-42 ... In five of the last six games, the winning team has scored at least 31 points.

LOUISIANA TIGERS

Redshirt freshman defensive end Kyle Derozan, junior running back Brandon Jacobs, and senior defensive end Reggie Torbor are the three Auburn Tigers to call the state of Louisiana home. Torbor is a native of Baton Rouge (Lee), Derozan calls Morganza (Pointe Coupee Central) home, while Jacobs is from Napoleonville (Assumption).

AUBURN-LSU CONNECTIONS

- ▶ Auburn quarterbacks coach Steve Ensminger was a quarterback at LSU from 1976-79 and graduated from LSU in 1982. Ensminger was born in Baton Rouge.
- ▶ LSU offensive line coach Stacey Searels was an All-America offensive lineman at Auburn in 1987. Searels played at Auburn from 1984-87 and was a graduate assistant on the Plains from 1992-93.
- ▶ Two former Auburn assistant coaches are currently a part of head coach Nick Saban's staff at LSU. They include offensive coordinator/quarterbacks coach Jimbo Fisher (AU quarterbacks coach, 1993-98) and defensive coordinator Will Muschamp (AU graduate assistant, 1995-97).
- ▶ LSU Assistant AD/Football Operations Dr. Sam Nadar was a quarterback at Auburn from 1963-67. Nadar received his undergraduate degree from Auburn in 1967 and his master's from AU in 1969.

RANKINGS IN THE SERIES

The game between Auburn and LSU will mark the 15th time in the series that one or both of the schools has been ranked in the Associated Press poll. It will also be the ninth time in the last 10 meetings (since 1994) that one or both have been ranked entering the game. Since 1994, Auburn has been ranked in eight of the games (except 1999 and 2002), while LSU has been ranked six times (1996, 1997, 1998, 2001, 2002, 2003).

CLOSE ENCOUNTERS

Seven of the last 13 Auburn-LSU games have been decided by less than a touchdown. And, like all good Southern football series, recent games have earned memorable titles. Examples:

1988: LSU scored with 1:41 remaining to down fourth-ranked Auburn, 7-6. The noise from the Tiger Stadium crowd registered on a campus seismograph, thus earning the contest the title of "Earthquake Game."

1994: Auburn returned three of its five fourth-quarter interceptions for touchdowns to rally from a two-touchdown deficit and win 30-26. Auburn and LSU fans alike still recall the "Interception Game."

1995: Wearing the traditional white jerseys at home for the first time in 13 years, LSU stunned fifth-ranked Auburn, 12-6, when Troy Twillie intercepted Patrick Nix's 11-yard pass into the end zone with no time remaining. The 1997 LSU media guide referred to this game under the heading "Bring Back The Magic."

1996: "The Night The Barn Burned" will long be remembered on the Plains. As the old Auburn Sports Arena burned just outside Jordan-Hare Stadium, LSU defeated Auburn 19-15. After missing three field goals and an extra point, Auburn cut LSU's lead to 17-15 with :38 remaining, but Jon Cooley's two-point pass attempt was picked off by Raion Hill, who returned it the other way for two points.

1997: Dameyune Craig led Auburn on an 80-yard, 10-play drive in the game's final three minutes to deliver a 31-28 upset of 10th-ranked LSU in "The Comeback." Rusty Williams capped the drive on a one-yard touchdown plunge with :30 remaining. LSU attempted a 65-yard FG on the game's final play, but Quinton Reese blocked it to seal the Auburn win.

In all, 16 of the 35 games played between the two schools since 1901 have been decided by a touchdown or less, with LSU holding an 8-7-1 advantage in those games.

NOT-SO CLOSE ENCOUNTERS

While Auburn and LSU played four consecutive games from 1994-97 that were all decided by six points or less (4.3 ppg), the last five meetings between the two have been anything but close. Since 1998, the closest margin of victory has been 12 points (LSU wins in 1998 and 2001), while the average margin of victory during that time has been 19.8 points. Auburn beat LSU by 34 points in 1999, 17 points in 2000, and 24 points in 2002.

2003 AUBURN FOOTBALL

TUB VERSUS THE FIGHTING TIGERS

Auburn head coach Tommy Tuberville is 5-3 against LSU as his squads have scored at least 30 or more points in each of those wins. Tuberville guided Ole Miss to victories over LSU in 1997 at Baton Rouge (36-21) and 1998 in Oxford (37-31). In 1999, Tuberville's Auburn squad won at LSU, 41-7, and claimed victories in Auburn in 2000 (34-17) and 2002 (31-7).

Tuberville coached teams have averaged 32.3 points (194 total) in the last six games against LSU, scoring at least 34 points in four of those contests.

THROUGH SEVEN GAMES

Below is a statistical comparison of Auburn's Tommy Tuberville coached teams after seven games.

Seven Game comparison	1999	2000	2001	2002	2003
Record	3-4	5-2	6-1	4-3	5-2
Points Scored	20.0	26.4	26.0	31.9	25.6
Total Offense	271.9	366.1	359.3	419.9	385.1
First Downs	16.0	17.9	18.3	21.4	20.1
Rushing Yards	64.0	159.1	155.9	205.7	202.3
Passing Yards	207.9	207.0	203.4	214.1	182.9
Time of Possession	30:08	32:15	31:15	29:32	32:28
3rd Down Conversion Pct.	.300	.360	.284	.457	.398
Points Allowed	20.4	19.1	21.1	20.9	12.4
Yards Allowed	353.0	288.3	311.9	352.4	277.7
Rushing Yards Allowed	96.7	101.3	104.1	162.4	92.6
Passing Yards Allowed	256.3	187.0	207.7	190.0	185.1

ON THIS DATE: OCTOBER 25

The Tigers are 7-7-1 all-time in games played on October 25. Auburn's last game on October 25 was a 1997 victory over Arkansas, 26-21, in Fayetteville. Saturday will mark the third meeting between Auburn and LSU on October 25. Auburn defeated the Fighting Tigers, 3-0, in Birmingham in 1924, while LSU returned the favor in a 21-20 win in Baton Rouge.

TOUGH OCTOBER

Auburn's October schedule is not friendly, as the Tigers face three top 10 teams in four weeks, including two on the road. The Tigers defeated No. 7 Tennessee, 28-21, on Oct. 4 and downed No. 7 Arkansas, 10-3, in Fayetteville two weeks ago. This week, Auburn heads to Baton Rouge for a meeting with No. 9 LSU.

HALFWAY HOME

Auburn has started the SEC schedule 4-0 for fourth time since the league went to divisions in 1992 (1993, 1994, 2001). Since that year, a team has begun conference play 4-0 16 times. On eight of those occasions, the team has gone on to win the SEC title game and two other times the team has lost in the title game. Ten of those 16 teams won at least seven conference games.

FIVE FOR FIVE

Auburn has won five consecutive for the first time since opening the 2000 season 5-0. The last time the Tigers won six in a row was in 1997 when they started 6-0. The five-game win streak equals the longest unbeaten streak for head coach Tommy Tuberville.

TOUGH SLATE

Saturday's game against LSU marks the seventh top 10 opponent for Auburn in its last 11 games (No. 7 Georgia, No. 9 Alabama, No. 10 Penn State, No. 8 USC, No. 7 Tennessee, No. 7 Arkansas and No. 9 LSU). No other team in the nation has faced more than three top 10 teams in that span. Furthermore, Auburn is only the third team since 1990 to face eight top ten teams over the span of two seasons (Florida State-9, 1990-91; Tennessee-8, 1998-99). The Tigers are still scheduled to face No. 4 Georgia.

IN THE LEAGUE

A perfect 4-0 in conference play, Auburn is outscoring its opponents, 128-44 (32.0-11.0), while holding a 433.8-303.8 advantage in total offense. The Tigers are averaging 262.0 yards rushing in league play while holding opponents to just 94.0 yards on the ground. Auburn has tallied 13 rushing touchdowns in the conference, while holding opponents to two scores on the ground.

AUBURN BY THE NUMBERS

	2003
Record	5-2
SEC	4-0
West	2-0
East	2-0
Non-Conference	1-2
Home	3-1
Away	2-1
Neutral	0-0
Day	4-1
Night (5 p.m. or later)	1-1
TV Games	3-2
ABC	0-1
CBS	0-1
ESPN	1-0
ESPN2	0-0
Jefferson Pilot	2-0
Scoring First	5-0
Opponent Scoring First	0-2
Leading at Half	5-0
Trailing at Half	0-2
Tied at Half	0-0
Leading after Third	5-0
Trailing after Third	0-2
Tied after Third	0-0
Overtime Games	0-0
Scoring less than 20 pts.	1-2
Scoring 20+ points	4-0
Scoring 30+ points	3-0
Allowing less than 20 pts.	3-1
Allowing 20+ points	1-1
Allowing 30+ points	0-0
Rushing for less than 100 yds.	0-2
Rushing for over 100 yds.	5-0
Rushing for 200+ yds.	4-0
Passing for 200+ yds.	2-0
Passing for 300+ yds.	0-0
Totalling less than 300 yds.	1-2
300+ yds. of total offense	4-0
400+ yds. of total offense	4-0
Allowing less than 100 yds. rushing	3-1
Allowing less than 300 yds. total off.	3-1
Allowing 300+ yds. total offense	1-1
Having 100-yd. rusher	4-0
Opp. have 100-yd. rusher	1-1
No turnovers	1-0
less than 3 turnovers	5-1
3 or more turnovers	0-1
no takeaways	0-1
3 or more takeaways	2-0
more than 30:00 of possession	5-1
less than 30:00 of possession	0-1

HONORS

RONNIE BROWN

- ▶ Second-Team All-SEC (SEC Media Days)
- ▶ First-Team All-SEC (collegefootballnews.com)
- ▶ Doak Walker Award preseason candidate

MONREKO CRITTENDEN

- ▶ Second-Team All-American (The Sporting News)

KARLOS DANSBY

- ▶ First-Team All-American (Playboy)
- ▶ First-Team All-American (Lindy's)
- ▶ First-Team All-American (College Football News)
- ▶ First-Team All-American (The Sporting News)
- ▶ First-Team All-American (College Football News)
- ▶ First-Team All-American (Street and Smith)
- ▶ First-Team All-American (Sports Illustrated)
- ▶ First-Team All-American (SportsOnline.com)
- ▶ First-Team All-American (SportsIllustrated.com)
- ▶ Second-Team All-American (Athlons)
- ▶ First-Team All-SEC (SEC Media Days)
- ▶ First-Team All-SEC (collegefootballnews.com)
- ▶ Walter Camp Player of the Year Watch List
- ▶ Butkus Award Semifinalist

DeMARCUS McNEIL

- ▶ First-Team All-SEC (SEC Media Days)
- ▶ First-Team All-SEC player (collegefootballnews.com)

DONTARRIOUS THOMAS

- ▶ First-Team All-SEC (SEC Media Days)
- ▶ First-Team All-SEC player (collegefootballnews.com)
- ▶ Butkus Award Watch List

CARNELL WILLIAMS

- ▶ First-Team All-SEC (SEC Media Days)
- ▶ First-Team All-SEC (collegefootballnews.com)
- ▶ Doak Walker Award preseason candidate
- ▶ SEC Offensive Player of the Week (Oct. 6)
- ▶ SEC Offensive Player of the Week (Oct. 13)
- ▶ SEC Offensive Player of the Week (Oct. 20)
- ▶ *The Sporting News* National Player of the Week (Oct. 20)

COACHES' PLAYERS OF THE WEEK

Game	Offense	Defense	S. Teams
Vanderbilt	J. McIntyre	R. Torbor	L. Ages
W. Kentucky	J. Campbell	K. Dansby	P. Yost
Tennessee	M. Pera C. Williams	C. Rogers	K. Bliss
Arkansas	C. Williams	K. Dansby S. Johnson	J. Fetsko
Miss. State	O-Line	D. McNeil R. Torbor	A. Mix P. Yost

CLIMBING THE CHARTS

Winners of five straight, Auburn has steadily moved up the national rankings in both offensive and defensive categories since beginning the season with a pair of losses. Below is a list of the Tigers' progression since the second week of the season until this week.

Category	0-2	Rank	5-2	Rank	Improv.
Scoring Offense	1.5	117	25.6	69	+48
Rushing Offense	41.5	115	202.3	14	+101
Passing Offense	155.5	96	182.9	92	+4
Total Offense	197.0	116	385.1	53	+63
Scoring Defense	20.0	49	12.4	4	+45
Rushing Defense	112.5	40	92.6	18	+22
Passing Defense	170.5	37	185.1	18	+19
Total Defense	283.0	29	277.7	8	+21

UPSET CITY

Auburn has won five straight games over top 10 teams when entering the contest unranked. The Tigers streak includes wins over No. 1 Florida (2001), No. 10 LSU (2002), No. 9 Alabama (2002), No. 7 Tennessee (2003) and No. 7 Arkansas (2003).

DEFENSE RANKED EIGHTH NATIONALLY

The Tiger defense is ranked eighth nationally in total defense (277.7 ypg) and fourth in scoring defense (12.4 ppg), which are both third in the Southeastern Conference. Auburn is also 18th nationally in rushing defense (92.6 ypg) which is good for fourth in the SEC statistics.

DEFEATING THE UNDEFEATED TIMES THREE

The Tigers' 10-0 win at then 4-0 Arkansas last weekend marked the third consecutive week that the Tigers knocked a team out of the ranks of the unbeaten. Three weeks ago, Auburn defeated 3-0 Western Kentucky, 48-3, in Jordan-Hare Stadium before beating then 4-0 Tennessee, 28-21, on Oct. 4 in Auburn.

O&D LINE CONTROLLING THE LINE OF SCRIMMAGE

The Auburn offensive and defensive fronts have been a key ingredient to the Tigers last five wins. The offensive line has helped the Tigers to 266.6 yards rushing the last five weeks while allowing just one sack. On the other side of the ball, opponents have rushed for just 84.6 yards a contest, while the Auburn defense has recorded 16 quarterback sacks. In the first two games of the season, both losses, the Tigers managed just 41.5 yards per game on the ground while opponents averaged 112.5 yards rushing a contest. Auburn's defense tallied two sacks in the losses while opponents sacked AU signal caller Jason Campbell 13 times.

150 TIMES TWO

Brandon Jacobs and Carnell Williams became just the third pair of running backs to rush for 150 or more yards in the same game, when they accomplished the feat last weekend against Mississippi State. Jacobs had 182 yards to lead the way while Williams added 161 yards and six touchdowns. Bo Jackson and Brent Fullwood last turned the trick in 1985 against Southwestern Louisiana (now UL-Lafayette). James Brooks and Joe Cribbs were the first to do it when they did in 1979 against Georgia.

THREE-PEAT FOR CADILLAC

Running back Carnell "Cadillac" Williams has put in extra mileage in the last three games, rushing for a 496 yards on 86 carries with eight touchdowns. Last weekend, Williams ran for 161 yards to join Bo Jackson as the only running backs in school history to tally three consecutive 150 yard games. Jackson accomplished the feat four consecutive times in his 1985 Heisman Trophy season. Williams rushed for 185 yards against Tennessee and 150 yards against Arkansas. Williams is also the first player in school annals to have 35 or more rushing attempts in consecutive games (36 vs. UT, 35 vs. ARK).

ANOTHER THREE-PEAT

Carnell Williams was named the Southeastern Conference's Offensive Player of the Week for the third week in a row after his six touchdown, 161-yard performance against Mississippi State last weekend. Williams is the first player in SEC history to earn the weekly award three consecutive weeks.

2003 AUBURN FOOTBALL

DANSBY WITH THE SACK

Tigers' linebacker Karlos Dansby has recorded a sack in three straight games and is the first Auburn player to accomplish the feat since Marcus Washington did so in 1999. Twice in that span, including once by Dansby, a player has at least a half sack in three straight games.

Auburn's leader in tackles (47), tackles for loss (8), and sacks (3.0), Dansby has tallied 24 stops, including six for loss and three sacks in the last three contests.

MMM, MMM, GOOD

Junior quarterback Jason Campbell is 15-6 (.714) as a starter during his career, which is fourth among SEC signal callers (min. 10 starts) in victories and winning percentage. Only Tennessee's Casey Clausen (28-9), Georgia's David Greene (27-6) and Ole Miss' Eli Manning (19-12) have won more games, while LSU's Matt Mauck (11-2, .846), Greene (.818), and Clausen (.757) have better winning percentages.

In SEC games, Campbell has been more effective, directing the Tigers to an impressive 11-2 mark in games he's started over the last three years. Auburn's only conference losses with Campbell under center was at LSU in 2001 (14-27) and versus Georgia (21-24) in Jordan-Hare Stadium last year.

Head-to-head against the forementioned quarterbacks, Campbell is 3-1, with two wins over Manning's Rebels, a win over Clausen and the Volunteers, and a loss to Greene and Georgia. Saturday's game will mark the first meeting between Auburn and LSU with both Campbell and Mauck under center.

DeMARCO BEHIND DeLINE

Defensive lineman DeMarco McNeil has had his most productive season since his rookie year when he earned freshman All-America honors as the senior has registered 30 tackles, including six behind the line of scrimmage and three for sacks. In his career, McNeil has notched 31 tackles for loss, 10 quarterback sacks and has forced five fumbles and recovered five fumbles.

SACK ATTACK

Auburn recorded five sacks for the second time in three weeks in a 45-13 win over Miss. State last weekend. The Tigers' defense also recorded five sacks against Tennessee on October 4. In the last five games, Auburn has 17 sacks, the most in a five-game stretch during the Tommy Tuberville era.

BIG FIRST HALF

Auburn rang up 410 yards of total offense in the first half against Mississippi State. It was the most yards the Tigers have had in a half in the Tuberville era. In fact, it is more total yards than Auburn has had in 38 games (70.4 percent) under Tuberville. The Tigers also scored 38 first half points, which were the most in a league game since putting up 42 against Vanderbilt in 1990.

LIGHTING UP THE SCOREBOARD

Auburn has scored 45 points on two SEC opponents this year. It is the first time that has happened since 1996 when the Tigers lit up Ole Miss (49), Mississippi State (45) and Georgia (49, 4 ot). Auburn has scored 45 points in three total games for the second straight year.

BACK TO NORMAL

After an irregular Saturday in Fayetteville, Ark., Auburn returned to form against Mississippi State by losing the opening coin toss. The Tigers have lost 11 of their last 12 tosses.

RUNNING BACK U

Much has been made of Auburn's stable of running backs this year: Carnell Williams, Ronnie Brown, Brandon Jacobs and Tre Smith. But did you know that since 1980, 18 NFL draft picks have been used on Tiger running backs. That number is fifth highest in the nation behind Penn State (23), Nebraska (21), Miami (20) and Texas A&M (19). Auburn is also one of only two schools to have two backs taken with the first overall pick (USC is the other). Bo Jackson went first in 1986 and Tucker Fredrickson was No. 1 in 1965.

GAINING GROUND

Auburn gained 553 total yards against Mississippi State. That number ranks 10th in school history for yards gained in a conference game. Auburn's 405 yards rushing against Mississippi State were the most by a Tiger team since a 413-yard day against Florida State in 1985. It was the most in an SEC game since having 438 against Ole Miss the same year. The six rushing

AUBURN IN THE SEC/NCAA STATS

TEAM

	SEC	NCAA
Time of Possession (32:27)	2nd
Scoring Defense (12.4)	3rd	4th
Opponent First Downs (103)	2nd
Total Defense (277.7)	3rd	8th
Rushing Defense (92.6)	4th	18th
Pass Defense (185.1)	3rd	17th
Rushing Offense (202.3)	2nd	14th
Opp. 3rd Dn Conv. (26.9)	3rd
Penalties (56.3)	4th
Net Punting (37.7)	5th	32nd
Pass Efficiency (132.5)	5th	43rd
Pass Eff. Defense (115.1)	7th	46th
Punt Returns (9.5)	8th	51st
First Downs (141)	7th
Turnover Margin (0.14)	17th	49th
Total Offense (385.1)	6th	54rd
Pass Offense (182.9)	12th	92nd
Red Zone Defense (78.6%)	8th
Kickoff Returns (19.2)	9th	83rd
3rd Dn Conversion (39.8)	7th
Red Zone Offense (76.9%)	9th
Scoring Offense (25.6)	8th	69th

INDIVIDUAL

	SEC	NCAA
Carnell Williams, Rushing (101.9)	3rd	22th
Carnell Williams, All Purpose (124.1)	5th	40th
Jason Campbell, Passing Eff. (133.9)	5th	37th
Kody Bliss, Punting (41.3)	7th	53rd
Carnell Williams, Scoring (8.6)	4th	27th
Carnell Williams, Scoring TDs (8.6)	2nd

2003 AUBURN FOOTBALL

touchdowns were the most for Auburn in an SEC game since having six against Kentucky in 1983.

DOMINATING DOWN AND DISTANCE

Auburn was spectacular in third-down situations against Mississippi State, allowing only one conversion on 12 attempts, while converting eight-of-14. But the hidden stat that tells the real story was average distance to go on third downs for each team. Mississippi State averaged 3rd-and-11.8 on its attempts. Meanwhile, the Tigers needed only an average of 5.3 yards on third down. Perhaps more impressive is the fact that the Bulldogs had 3rd-and-7 or better only twice. Auburn had 3rd-and-4 or better eight times.

FIRST HALF HOLD

Auburn's defense has been stingy in the first half of its five wins. During those five games, the Tigers have surrendered just 14 points, 20 first downs, 137 rushing yards, and 361 total yards. Opponents have also converted just 3-of-37 third downs in the first half in the last five games.

TALK ABOUT A TURNAROUND

Auburn opened the season by not scoring in eight of the first nine quarters and totaling just three points in that span. In the 19 quarters since, the Tigers have scored in 15 of them en route to posting 176 points for an average of 9.3 points per quarter.

MAC THE KNIFE

Senior WR Jeris McIntyre has caught a total of 20 passes for a team-high 347 yards. He has at least two catches in all seven games this year. His streak of multiple catches in seven straight games is the longest such streak since Deandre Green turned the trick seven times to end the 2001 season. It is the most multi-catch games to start the year since Ronney Daniels did so in all 11 games in 1999.

With 347 receiving yards on the season, McIntyre has nearly equaled his 352 receiving yards (28 catches) in his previous three seasons (36 games) at Auburn.

YAC FOR MAC

A major reason behind the success of Jeris McIntyre's team-best 347 receiving yards has been his yards after catch (YAC). Of his 347 receiving yards, 76 percent, or 264 yards have come after catch. On average (in 20 receptions), McIntyre is catching the ball 4.2 yards down field and gaining 13.2 yards after each catch.

Against Vanderbilt, McIntyre had 98 of his career-high 117 yards (84 percent) after catch.

CONSECUTIVE STARTS

Seven Auburn players have started at least 10 consecutive games. DeMarco McNeil leads the team with 24 consecutive starts. Junior Rosegreen is second with 21 straight while Danny Lindsey and Monreko Crittenden each have 20. Dontarrious Thomas and Jason Campbell have started 17 and 13 straight, respectively. Spencer Johnson has made 12 straight starts.

A NEW CENTURY

Auburn has had a 100-yard rusher in four consecutive games. Brandon Jacobs gained 103 yards on 10 carries against Western Kentucky, while Carnell Williams tallied back-to-back 150-yard rushing efforts with 185 yards against Tennessee and 150 yards at Arkansas. Last weekend, Jacobs and Williams each ran for 100 yards, as Jacobs tallied 182 yards and Williams ran for 161. Jacobs and Williams, along with Ronnie Brown and Tre Smith have recorded at least one 100-yard game in their career. The four have combined to tally 15 100-yard rushing games. Williams leads the way with eight 100-yard rushing games.

AN ELITE MEMBER OF THE 150 CLUB

Running back Carnell Williams' 150-yard rushing effort against Mississippi State was his seventh 150-yard rushing game of his career, making him just the third Auburn running back in school history to tally seven or more 150-yard rushing games during their career. James Brooks and Bo Jackson each had a school-record eight 150-yard rushing games.

161 AND COUNTING

Auburn has made 161 consecutive PAT kicks dating back to 1999. The Tigers last PAT miss was by Rob Bironas against Idaho. Contributing to the 161 consecutive PATs include: Bironas (1), Damon Duval (130), Philip Yost (11), and John Vaughn (19).

The 161 consecutive PATs made is the third longest streak in SEC history. Alabama converted on 199 consecutive (1981-87) while Tennessee hit on 168 (1991-94) in a row.

THE GRADUATES

The 2003 Auburn squad features six players that have received their degrees. The six include WR Justin Fetsko (Exercise Science), DT DeMarco McNeil (Criminology), DT Dexter Murphy (Criminology), DE Reggie Torbor (Criminology), LB Dontarrious Thomas (Management Information Systems) and DS Jeremy Wells (Marketing).

WHEN SCORING 20+ POINTS

Under Tommy Tuberville, Auburn is 30-3 when scoring 20 or more points in a game, including a 30-2 mark in the regular season. Dating back to 1995, Auburn is 52-10 when scoring 20 or more points in a game.

30+ POINTS EQUALS VICTORY

Under Tommy Tuberville, Auburn is 20-0 when scoring 30 or more points in a game, including a 10-0 mark in the last two years. Auburn has won 33 consecutive games when scoring 30 or more points in a game. The last time the Tigers lost when registering at least 30 points was a 56-49, four overtime loss to Georgia in 1996. In the last 20 years, Auburn is 95-2 when scoring 30 points.

SENIOR EXPERIENCE

Although the Tigers have only 13 seniors on the 2003 squad, those players have combined to start 230 games on offense and defense in their careers. The 13 players are averaging 42 games played in their careers. Four players, OL Monreko Crittenden, H Justin Fetsko, DL DeMarco McNeil, and DS Jeremy Wells have played in all of Auburn's 45 games over the last three-plus seasons.

A breakdown of Auburn's seniors and their playing experience is listed:

Name, Pos.	GS/GP	Name, Pos.	GS/GP
Monreko Crittenden, OL	30/45	Jeris McIntyre, WR	8/43
Karlos Dansby, LB	28/31	DeMarco McNeil, NG	41/45
Justin Fetsko, H	--/45	Dexter Murphy, DL	4/40
Roshard Gilyard, S	10/40	Mark Pera, OT	20/43
Brandon Johnson, FB	11/42	Dontarrious Thomas, LB	31/44
Spencer Johnson, DT	26/43	Reggie Torbor, DE	27/42
		Jeremy Wells, DS	--/45

2003 AUBURN FOOTBALL

AUBURN-LSU SERIES GAME-BY-GAME STATISTICS

LAST 15 MEETINGS

Date	Site	Result	Attend	Rank		AU				LSU				Tot Off											
				AU	LS	FD	No	Yds	TD	C-	A-	I	Yds	TD	No	Yds	TD								
10-11-80	Baton Rouge	L 17- 21	76,094	---	---	20	61	348	2	5-18-	2	86	0	79	434	15	42	153	2	15-21-	1	175	1	63	328
10-10-81	Auburn	W 19- 7	61,000	---	---	17	72	257	1	4-10-	0	43	1	82	300	13	27	38	1	20-28-	0	189	0	55	227
10-8-88	Baton Rouge	L 6- 7	79,431	4	---	16	37	149	0	17-35-	2	167	0	72	316	13	27	28	0	19-42-	0	185	1	69	213
10-14-89	Auburn	W 10- 6	85,214	12	---	22	51	186	1	15-24-	1	120	0	75	306	13	36	56	0	13-21-	0	173	0	57	229
9-19-92	Auburn	W 30- 28	76,637	---	---	19	52	173	2	15-32-	2	133	0	84	306	12	32	111	2	14-28-	2	201	2	60	312
9-18-93	Baton Rouge	W 34- 10	71,936	---	---	27	48	265	3	21-30-	0	289	1	78	554	11	26	142	0	9-37-	1	103	1	63	245
9-17-94	Auburn	W 30- 26	84,754	11	---	8	30	71	0	9-23-	0	94	0	53	165	21	47	127	1	18-42-	6	280	1	89	407
9-16-95	Baton Rouge	L 6- 12	80,559	5	---	18	30	147	0	19-36-	1	127	0	66	274	17	36	73	0	19-30-	1	220	1	66	293
9-21-96	Auburn	L 15- 19	85,214	13	21	21	35	97	1	25-39-	2	266	1	74	363	12	36	90	1	14-25-	2	151	0	61	241
9-20-97	Baton Rouge	W 31- 28	80,538	12	10	22	33	66	2	23-45-	0	342	2	78	407	19	47	377	3	6-21-	2	115	1	68	492
9-19-98	Auburn	L 19- 31	85,214	---	7	20	28	21	0	21-38-	3	285	2	66	306	7	42	132	1	16-20-	0	174	3	62	306
9-18-99	Baton Rouge	W 41- 7	80,562	---	---	19	47	86	2	18-26-	0	340	3	73	426	22	21	26	0	33-69-	4	316	1	90	342
9-16-00	Auburn	W 34- 17	85,612	24	---	22	48	196	1	21-30-	0	225	2	78	421	12	26	83	0	12-30-	1	214	2	56	297
12-1-01	Baton Rouge	L 15- 27	92,141	22	25	15	30	116	1	13-27-	2	177	1	57	293	23	42	188	1	17-35-	1	243	2	77	431
10-26-02	Auburn	W 31- 7	85,366	---	10	14	45	216	3	7-11-	0	105	1	56	321	14	41	163	1	9-20-	4	79	0	61	242

TRACKING AUBURN'S 2003 OPPONENTS

SO. CALIFORNIA (6-1)

8/30	at Auburn	W, 23-0
9/6	BYU	W, 35-18
9/13	HAWAII	W, 61-32
9/27	at California	L, 31-34 [3 OT]
10/4	at Arizona State	W, 37-17
10/11	STANFORD	W, 44-21
10/18	at Notre Dame	W, 45-14
10/25	at Washington	12:30 p.m.
11/1	at Washington State	4 p.m.
11/15	at Arizona	TBA
11/22	UCLA	TBA
12/6	OREGON STATE	1:30 p.m.

GEORGIA TECH (4-3)

8/28	at BYU	L, 13-24
9/6	AUBURN	W, 17-3
9/13	at Florida State	L, 13-14
9/20	CLEMSON	L, 3-39
9/27	at Vanderbilt	W, 24-17 [OT]
10/4	N.C. STATE	W, 29-21
10/11	at Wake Forest	W, 24-7
10/25	MARYLAND	TBA
11/8	at Duke	TBA
11/15	NORTH CAROLINA	TBA
11/22	at Virginia	TBA
11/29	GEORGIA	TBA

VANDERBILT (1-7, 0-4)

8/30	Ole Miss	L, 21-24
9/6	CHATTANOOGA	W, 51-6
9/13	Auburn	L, 7-45
9/20	at Texas Christian	L, 30-14
9/27	GEORGIA TECH	L, 17-24 [OT]
10/4	at Mississippi State	L, 21-30
10/11	NAVY	L, 27-37
10/18	GEORGIA	L, 8-27
10/25	at South Carolina	TBA
11/8	at Florida	TBA
11/15	KENTUCKY	1 p.m.
11/22	at Tennessee	TBA

WESTERN KENTUCKY (5-2)

8/28	UNION	W, 51-3
9/6	WEST VIRGINIA TECH	W, 67-3
9/20	EASTERN KENTUCKY	W, 36-3
9/27	at Auburn	L, 3-48
10/4	at Western Illinois	L, 28-33
10/11	SW MISSOURI STATE	W, 9-6
10/18	at Illinois State	W, 27-24
10/25	at Indiana State	2 p.m.
11/1	SOUTH ILLINOIS	4 p.m.
11/8	NORTHERN IOWA	4 p.m.
11/15	at Youngstown State	Noon

TENNESSEE (4-2, 2-2)

8/30	FRESNO STATE	W, 24-6
9/6	MARSHALL	W, 34-24
9/20	at Florida	W, 24-10
9/27	SOUTH CAROLINA	W, 23-20 [OT]
10/4	at Auburn	L, 21-28
10/11	GEORGIA	L, 14-41
10/25	at Alabama	TBA
11/1	DUKE	4 p.m.
11/8	at Miami	TBA
11/15	MISSISSIPPI STATE	TBA
11/22	VANDERBILT	TBA
11/29	at Kentucky	TBA

ARKANSAS (4-2, 1-2)

9/6	TULSA	W, 45-13
9/13	at Texas	W, 38-28
9/20	NORTH TEXAS [LR]	W, 31-7
9/27	at Alabama	W, 34-31 [2 OT]
10/11	AUBURN	L, 3-10
10/18	FLORIDA	L, 28-33
10/25	at Ole Miss	1 p.m.
11/1	at Kentucky	1 p.m.
11/8	SOUTH CAROLINA [LR]	6:30 p.m.
11/15	NEW MEXICO STATE	1 p.m.
11/22	MISSISSIPPI STATE	1 p.m.
11/29	at LSU	1:30 p.m.

MISSISSIPPI STATE (2-5, 1-2)

8/30	OREGON	L, 34-42
9/13	at Tulane	L, 28-31
9/20	at Houston	L, 42-35
9/27	LSU	L, 6-41
10/4	VANDERBILT	W, 30-21
10/11	MEMPHIS	W, 35-27
10/18	at Auburn	L, 13-45
10/25	at Kentucky	TBA
11/8	ALABAMA	TBA
11/15	at Tennessee	TBA
11/22	at Arkansas	TBA
11/27	OLE MISS	6:30 p.m.

LSU (6-1, 3-1)

8/30	LOUISIANA-MONROE	W, 49-7
9/6	at Arizona	W, 59-13
9/13	WESTERN ILLINOIS	W, 35-7
9/20	GEORGIA	W, 17-10
9/27	at Mississippi State	W, 41-6
10/11	FLORIDA	L, 7-19
10/18	at South Carolina	W, 31-7
10/25	AUBURN	6:45 p.m.
11/1	LOUISIANA TECH	TBA
11/15	at Alabama	1:30 p.m.
11/22	at Ole Miss	TBA
11/29	ARKANSAS	TBA

LOUISIANA-MONROE (1-6)

8/30	at LSU	L, 7-49
9/6	STEPHEN F. AUSTIN	L, 21-23
9/13	at Ole Miss	L, 14-59
9/20	NORTHWESTERN STATE	L, 14-10
9/27	at Utah State	L, 10-28
10/4	at Arkansas State	L, 41-44
10/11	at Louisiana Lafayette	W, 45-42
10/25	NEW MEXICO STATE	7 p.m.
11/1	at Auburn	TBA
11/8	NORTH TEXAS	4 p.m.
11/15	IDAHO	6 p.m.
11/22	at Troy State	TBA

OLE MISS (5-2, 3-0)

8/30	at Vanderbilt	W, 24-21
9/6	at Memphis	L, 34-44
9/13	LOUISIANA-MONROE	W, 59-14
9/27	TEXAS TECH	L, 45-49
10/4	at Florida	W, 20-17
10/11	ARKANSAS STATE	W, 41-0
10/18	ALABAMA	W, 43-28
10/25	ARKANSAS	1 p.m.
11/1	SOUTH CAROLINA	1 p.m.
11/8	at Auburn	1 p.m.
11/22	LSU	1 p.m.
11/27	at Mississippi State	6:30 p.m.

GEORGIA (6-1, 4-1)

8/30	at Clemson	W, 30-0
9/6	MIDDLE TENN. STATE	W, 29-10
9/13	SOUTH CAROLINA	W, 31-7
9/20	at LSU	L, 10-17
10/4	ALABAMA	W, 37-23
10/11	at Tennessee	W, 41-14
10/18	at Vanderbilt	W, 27-8
10/25	UAB	TBA
11/1	Florida [JAX]	1 p.m.
11/15	AUBURN	TBA
11/22	KENTUCKY	TBA
11/29	GEORGIA TECH	TBA

ALABAMA (3-5, 1-3)

8/30	SOUTH FLORIDA [BHAM]	W, 40-17
9/6	OKLAHOMA	L, 13-20
9/13	KENTUCKY	W, 27-17
9/20	NORTH ILLINOIS	L, 16-19
9/27	ARKANSAS	L, 31-34 [2 OT]
10/4	at Georgia	L, 23-37
10/11	SOUTHERN MISSISSIPPI	W, 17-3
10/18	at Ole Miss	L, 28-43
10/25	TENNESSEE	TBA
11/8	at Mississippi State	TBA
11/15	LSU	TBA
11/22	at Auburn	TBA
11/29	at Hawaii	TBA

ASSOCIATED PRESS

OCTOBER 19

Rk	School (W-L)	[1st] Pts.	Last Wk.
1.	Oklahoma (7-0)	[62] 1,622	1
2.	Miami (7-0)	[3] 1,558	2
3.	Virginia Tech (6-0)	1,498	3
4.	Georgia (6-1)	1,394	4
5.	USC (6-1)	1,378	5
6.	Washington State (6-1)	1,213	6
	Florida State (6-1)	1,213	7
8.	Ohio State (6-1)	1,161	8
9.	LSU (6-1)	1,087	10
10.	Purdue (6-1)	957	13
11.	Michigan State (7-1)	918	15
12.	Northern Illinois (7-0)	885	12
13.	Michigan (6-2)	744	17
14.	Nebraska (6-1)	732	18
15.	TCU (7-0)	685	16
16.	Iowa (5-2)	623	9
17.	Auburn (5-2)	593	19
18.	Oklahoma State (6-1)	467	23
19.	Texas (5-2)	435	20
20.	Wisconsin (6-2)	402	14
21.	Arkansas (4-2)	331	11
22.	Tennessee (4-2)	295	21
23.	Bowling Green (6-1)	189	NR
24.	Utah (6-1)	171	NR
25.	Florida (5-3)	156	NR

OTHERS RECEIVING VOTES

Texas Tech 60, Missouri 58, Miami (OHIO) 55, Pittsburgh 55, Maryland 45, Minnesota 41, Mississippi 30, Louisville 27, UCLA 17, Boise State 11, Oregon State 11, Kansas 3, Kansas State 3, Washington 1, Syracuse 1.

ESPN/USA TODAY

OCTOBER 19

Rk	School (W-L)	[1st] Pts.	Last Wk.
1.	Oklahoma (7-0)	[57] 1,569	1
2.	Miami (7-0)	[6] 1,516	2
3.	Virginia Tech (6-0)	1,450	3
4.	USC (6-1)	1,364	4
5.	Georgia (6-1)	1,327	5
6.	Washington State (6-1)	1,183	6
7.	Florida State (6-1)	1,171	7
8.	Ohio State (6-1)	1,146	8
9.	LSU (6-1)	1,059	10
10.	Purdue (6-1)	898	15
11.	Nebraska (6-1)	855	14
12.	Michigan State (7-1)	786	18
13.	TCU (7-0)	781	13
14.	Northern Illinois (7-0)	760	16
15.	Michigan (6-2)	712	17
16.	Iowa (5-2)	637	9
17.	Wisconsin (6-2)	438	12
18.	Texas (5-2)	426	20
19.	Oklahoma State (6-1)	410	24
20.	Arkansas (4-2)	404	11
21.	Auburn (5-2)	350	25
22.	Tennessee (4-2)	290	22
23.	Utah (6-1)	158	NR
24.	Minnesota (6-2)	120	19
25.	Florida (5-3)	95	NR

OTHERS RECEIVING VOTES

Bowling Green 89, Pittsburgh 79, Louisville 59, Texas Tech 57, Boise State 57, Miami (OHIO) 46, Maryland 45, Oregon State 43, Kansas State 30, Missouri 23, Mississippi 21, Air Force 6, Georgia Tech 5, Colorado State 3, Kansas 2, UCLA 2, Virginia 2, Clemson 1.

CARNELL WILLIAMS

#24 • 5-11 • Junior • Attala, Ala.

Doak Walker Award Candidate	SEC Player of the Week (10/6)
First-Team All-SEC (preseason)	SEC Player of the Week (10/13)
Sporting News Player of the Week (10/20)	SEC Player of the Week (10/20)

• Carnell "Cadillac" Williams is the second player in Auburn history to rush for 150 yards in three straight games. The other was Bo Jackson, who did so in his Heisman Trophy year of 1985.

• Carnell ran for a school record six touchdowns against Mississippi State. It was just the third time in Southeastern Conference history a player had scored six times in a game. He scored four of the touchdowns in the first 18 minutes of the game.

• Carnell has scored a touchdown in five straight games and in 15 of 23 games overall in his career. The current streak is tied for third longest in school history. He and Ronnie Brown share the record with six. Williams' 26 career rushing touchdowns rank fourth in school history.

• Carnell has 496 yards rushing in his last three games, two of which have come against top 10 teams. He is averaging 5.7 yards per carry and 165.3 yards per game in that span.

• Carnell's 10 rushing touchdowns are at least as many as 60 Division I-A teams (51.3 percent) have totaled. Among that group is No. 1 Oklahoma and No. 16 Iowa.

• Carnell is first player in league history to earn SEC Player of the Week honors in three consecutive weeks. He now has six total Player of the Week honors in his career which ranks third in SEC history.

• Carnell is the only player in school history to have 35 or more rushes in back-to-back games. He is also the only player to have carried the ball at least 40 times in a game - a feat he has accomplished twice.

• Carnell amassed a 232 all-purpose yards against seventh-ranked Tennessee this year. He had 185 yards rushing, 16 yards receiving and 31 yards on a kick return. The 185 rushing yards were the ninth most ever allowed by Tennessee.

• Auburn is 12-3 when Carnell rushes for a touchdown and 7-1 when he rushes for at least 100 yards.

GAME-BY-GAME

Date	Opponent	Att.	Yds.	Avg.	TD	TD Runs
Aug. 30	No. 6 Southern Cal	12	40	3.3	0	
Sept. 6	at Georgia Tech	13	37	2.8	0	
Sept. 13	at Vanderbilt	19	69	3.6	1	3
Sept. 27	Western Kentucky	8	71	8.9	1	29
Oct. 4	No. 7 Tennessee	36	185	5.1	1	1
Oct. 11	at No. 7 Arkansas	35	150	4.3	1	6
Oct. 18	Mississippi State	15	161	10.7	6	72, 3, 22, 17, 2, 6
Oct. 25	at No. 9 LSU					
Nov. 1	Louisiana-Monroe					
Nov. 8	Ole Miss					
Nov. 15	at No. 4 Georgia					
Nov. 22	Alabama					
Totals	7 games	138	713	5.2	10	



BY THE NUMBERS

2,072 career rushing yards, ninth best in school history

232 all-purpose yards against No. 7 Tennessee

41 rushing attempts to set the school record as a freshman

12-3 is Auburn's record when he rushes for touchdown

6 touchdowns against Mississippi State to set a school record

5.2 yards per rush

3 consecutive 150 yard games, only the second player in school history to do so

TRACKING CADILLAC

Season Records (2003)	Rank	No.
Rushing Touchdowns	t12th	10

Career Records	Rank	No.
Rushes	10th	399
Rushing Yards	9th	2,072
Rushing Touchdowns	4th	26
100-yard Games	8th	8

KARLOS DANSBY



#11 • 6-5 • 235 • Senior • Birmingham, Ala.

Butkus Award Semifinalist

First-Team All-SEC (preseason)

First-Team All-America (preseason by *Playboy*, *Lindy's*, *College Football News*, *Sporting News*, *Street & Smith*, *Sports Illustrated*)

- Karlos Dansby leads Auburn with 47 tackles. His 26 solo stops are also the most on the squad.
- Dansby has a team-high four sacks, including one in each of his last three games. His sack on Arkansas' Matt Jones came on fourth down of the Razorbacks final drive, sealing the victory for the Tigers.
- Dansby leads Auburn with eight tackles behind the line for a total loss of 31 yards. He has six TFLs in the past three games.
- Dansby is the leader of a defense that ranks fourth in the nation in scoring defense (12.4) and eighth in total defense (277.7).
- Dansby has recorded a sack in three straight games. It is the first time an Auburn player has recorded one sack in three consecutive games since Marcus Washington did so in 1999.
- Dansby has risen to the level of the competition this year. In three games against top 10 teams, he has 28 tackles, five for a loss and a pair of sacks. He has a quarterback hurry and a broken up pass in those games as well.
- Dansby has eight career interceptions in just his third season of play. He returned one for 60 yards against No. 10 LSU in 2002 to halt one scoring drive and set up another.
- Dansby is ranked as the 10th best pro prospect by NFL draft guru Mel Kiper, Jr.
- Dansby made a trip to Los Angeles, Calif., in 2002 to attend the ESPY Awards. His interception against North Carolina in the 2001 Peach Bowl was nominated for college football Play of the Year. In the play, he made the interception while falling out of bounds and tossed the ball back into the field of play to teammate Dontarrious Thomas.



BY THE NUMBERS

- 182** career tackles
- 60** yards is the longest interception return of his career
- 31** yards lost on his tackles behind the line of scrimmage
- 10** is where he ranks on NFL draft guru Mel Kiper's big board
- 8.5** career sacks
- 8** preseason First-Team All-America selections prior to the 2003 campaign
- 3** consecutive games with a sack
- 1** trip to the ESPY's for nomination for college football's Play of the Year

GAME-BY-GAME

Date	Opponent	Tot	UT	AT	TFL-Yds	Sack	QBH	PBU	FF
Aug. 30	No. 6 Southern Cal	8	3	5	1-1	0.0-0	0	0	0
Sept. 6	at Georgia Tech	7	4	3	1-7	1.0-7	0	0	0
Sept. 13	at Vanderbilt	5	1	4	0-0	0.0-0	3	1	1
Sept. 27	Western Kentucky	3	1	2	0-0	0.0-0	0	2	0
Oct. 4	No. 7 Tennessee	8	6	2	1-3	1.0-3	1	0	0
Oct. 11	at No. 7 Arkansas	12	7	5	3-10	1.0-5	0	1	0
Oct. 18	Mississippi State	4	4	0	2-10	1.0-7	0	0	0
Oct. 25	at No. 9 LSU								
Nov. 1	Louisiana-Monroe								
Nov. 8	Ole Miss								
Nov. 15	at No. 4 Georgia								
Nov. 22	Alabama								
Totals	7 games	47	26	21	8-31	4.0-22	4	4	1

DONTARRIOUS THOMAS


#54 • 6-4 • 238 • Senior • Perry, Ga.

Butkus Award Watch List
First-Team All-SEC (preseason)

- Dontarrious Thomas is Auburn's second leading tackler with 41 behind All-American teammate Karlos Dansby. He leads the team with 23 assisted tackles.
- DT ranks second on the team with six tackles for a loss of 12 yards.
- DT has forced one fumble, broken up three passes and recorded four quarterback hurries in seven games this year.
- DT has risen to the level of his competition as his three best games this year came against No. 8 Southern California, No. 7 Tennessee and No. 7 Arkansas. He had 10 tackles against both the Trojans and Razorbacks while notching an eight-tackle performance against the Vols.
- As the middle linebacker, DT is the quarterback of the Auburn defense, which ranks fourth in the nation in scoring defense (12.4) and eighth in total defense (277.7).
- DT is just outside of Auburn's top 10 in career tackles with 317. He is on pace to finish his career ranked sixth in school history.
- In 2002, DT was a member of the Verizon Academic All-District team. He is also a two-time member of the SEC Academic Honor Roll.
- DT has already graduated from Auburn with a Bachelor of Science degree in Management Information Systems. He completed his coursework with a 3.4 grade-point average.
- DT was offered only one Division I-A scholarship while in high school, that coming from Auburn. After a redshirt season, he worked his way into the starting lineup as a freshman.
- From seventh grade through high school, DT attended math and science camps every year instead of football camps.

GAME-BY-GAME

Date	Opponent	Tot	UT	AT	TFL-Yds	Sack	QBH	PBU	FF
Aug. 30	No. 6 Southern Cal	10	2	8	1-1	0-0	0	0	0
Sept. 6	at Georgia Tech	5	2	3	0-0	0-0	0	0	1
Sept. 13	at Vanderbilt	5	1	4	1-1	0-0	0	1	0
Sept. 27	Western Kentucky	1	1	0	1-2	0-0	2	0	0
Oct. 4	No. 7 Tennessee	8	5	3	1-3	0-0	1	1	0
Oct. 11	at No. 7 Arkansas	10	6	4	0-0	0-0	1	0	0
Oct. 18	Mississippi State	2	1	1	2-5	0-0	0	1	0
Oct. 25	at No. 9 LSU								
Nov. 1	Louisiana-Monroe								
Nov. 8	Ole Miss								
Nov. 15	at No. 4 Georgia								
Nov. 22	Alabama								
Totals	7 games	41	18	23	6-12	0-0	4	3	1



BY THE NUMBERS

- 317** career tackles, which ranks 11th on Auburn's all time list
- 122** tackles as a sophomore, the most by an Auburn player since Takeo Spikes
- 19** tackles to set a career high against Syracuse in 2001
- 12** games with 10 tackles or more
- 5.5** career sacks
- 3** times named to an All-SEC team
- 1** Bachelor of Science degree in Management Information Systems

TRACKING DT

Career Records	Rank	No.
Total Tackles	11th	317
Assisted Tackles	6th	167

TUBERVILLE ERA RECORDS

Jordan-Hare Stadium	23-8
Away	11-10
Neutral	1-3
SEC	22-14
West	15-8
East	7-6
Non-conference	13-7
natural grass	35-19
artificial turf	0-2
overtime games	3-2
day games	23-11
night games	12-9
August	1-1
September	16-4
October	9-9
November	8-3
December/January	1-4
TV Games	21-21
ABC	1-4
CBS	3-5
ESPN	7-7
ESPN2	4-0
Jefferson Pilot	6-5
AU scores first	27-4
Opponent scores first	8-17
Leading at Half	28-3
Trailing at Half	5-17
Tied at Half	2-1
Leading after Third	28-4
Trailing after Third	5-17
Tied after Third	2-0
Overtime Games	3-2
Scoring less than 20 pts.	5-18
Scoring 20+ points	30-3
Scoring 30+ points	20-0
Allowing less than 20 pts.	22-4
Allowing 20+ points	13-17
Allowing 30+ points	2-9
Rushing for less than 100 yds.	6-12
Rushing for over 100 yds.	29-9
Rushing for 200+ yds.	15-1
Passing for 200+ yds.	17-7
Passing for 300+ yds.	4-1
Totalling less than 300 yds.	8-12
300+ yds. of total offense	27-9
400+ yds. of total offense	14-2
500+ yds. of total offense	5-0
Allowing less than 100 yds. rushing	19-3
Allowing less than 300 yds. total off.	18-4
Allowing 300+ yds. total offense	16-17
Having 100-yd. rusher	21-4
Opp. have 100-yd. rusher	6-11
AU outrushes opponent	30-8
AU is outrushed	5-13
AU outpasses opponent	18-8
AU is outpassed	16-13
Equal passing	1-0

NOTING TOMMY TUBERVILLE

- ▶ With a 17-7 victory over Alabama on Nov. 23, 2002, tied Doug Barfield (1976-80) for sixth on Auburn's all-time victory list with 29.
- ▶ Won his 50th game of his career in a 37-34 triple overtime win over Syracuse on Sept. 28, in Auburn.
- ▶ Has guided Auburn to three consecutive SEC Western Division titles, including an outright title in 2000.
- ▶ Led Auburn to a 20-8 mark in the SEC since 2000, which is tops in the SEC West.
- ▶ Guided five of his last six teams to bowl games, including New Year's Day bowls in two of the last three years.
- ▶ Directed Auburn to five wins over AP Top 10 teams in the last two seasons.
- ▶ First Auburn coach since 1963 to lead an unranked Tiger squad to victory over a Top 10 team on the road.
- ▶ Led Ole Miss to a winning record in three of four seasons despite playing with a severely reduced number of scholarships.
- ▶ Named the 1997 *Associated Press* SEC Coach of the Year.
- ▶ 1997 *American Football Quarterly* magazine runner-up for Schutt Sports Coach of the Year honor.
- ▶ In 17 years coaching at the Division I level, has been part of 15 winning seasons, including three national championships.
- ▶ Coached 39 players that have been drafted in the National Football League, including 10 at Auburn.
- ▶ Coached nine first-round NFL Draft picks, including the 1991 first overall pick, Russell Maryland.
- ▶ Five former players have played in the NFL Pro Bowl, including Jessie Armstead, Jerome Brown, Ray Lewis, Russell Maryland and Warren Sapp.
- ▶ Has 25 former players currently on NFL rosters.
- ▶ Is 11-3 in his career in games decided by three points or less and 23-12 in games decided by seven points or less.
- ▶ Has won 37 of last 39 regular season games when scoring 20 points or more.
- ▶ Is 21-1 as a head coach in non-conference home games.
- ▶ Was part owner of a catfish restaurant, "Tubby's", in Tullahoma, Tenn. The restaurant featured his special fried catfish and hushpuppy recipe. One of the top dishes was the "Tubby's Pond Platter" which included fried catfish filets, chicken strips, frog legs and a glass of pond water (punch).

LONGEST TENURE AS SEC HEAD COACH

Coach	Yrs.
Jackie Sherrill, Miss. State	13
Phillip Fulmer, Tennessee	11
Tommy Tuberville, Auburn/Ole Miss	9
Houston Nutt, Arkansas	6
Lou Holtz, South Carolina	5
David Cuttcliff, Ole Miss	5
Nick Saban, LSU	4
Mark Richt, Georgia	3
Bobby Johnson, Vanderbilt	2
Ron Zook, Florida	2
Rich Brooks, Kentucky	1
Mike Shula, Alabama	1

TUBERVILLE'S HEAD COACHING RECORD

Year	School	W-L	SEC	Notes
1995	Ole Miss	6-5	3-5 (5th W)	
1996	Ole Miss	5-6	2-6 (5th W)	
1997	Ole Miss	8-4	4-4 (3rd W)	Music City Bowl
1998	Ole Miss	6-5	3-5 (4th W)	Independence Bowl
1999	Auburn	5-6	2-6 (5th W)	
2000	Auburn	9-4	6-2 (1st W)	SEC West Champs; Citrus Bowl
2001	Auburn	7-5	5-3 (1st W)	SEC West Co-Champs; Peach Bowl
2002	Auburn	9-4	5-3 (1st W)	SEC West Co-Champs; Capital One Bowl
2003	Auburn	5-2	4-0	
Totals	8 Years	60-41	34-34	
Auburn		35-21	22-14	
Ole Miss		25-20	12-20	

AUBURN SUPERLATIVES UNDER TOMMY TUBERVILLE

MOST POINTS

- 1. 56 vs. Western Carolina9-7-02
- 2. 52 vs. Louisiana-Monroe11-9-02
- 3. 48 vs. Louisiana Tech10-20-01
- 4. 48 vs. Western Kentucky9-27-03
- 5. 45 at Vanderbilt9-13-03
- 45 vs. Mississippi State10-18-03

FEWEST POINTS ALLOWED

- 1. 0 vs. Western Carolina9-7-02
- 0 vs. Ball State9-1-01
- 0 vs. Vanderbilt9-30-00
- 0 at Alabama11-18-00
- 5. 3 vs. Western Kentucky9-27-03
- 3 vs. Arkansas10-4-03

MOST FIRST DOWNS

- 1. 37 vs. Western Carolina9-7-02
- 2. 29 vs. Louisiana Tech10-20-01
- 3. 29 vs. Western Kentucky9-27-03
- 4. 27 vs. Tennessee10-4-03
- 5. 25 vs. Mississippi State10-18-03

FEWEST FIRST DOWNS ALLOWED

- 1. 5 vs. Ball State9-1-01
- 2. 7 vs. Western Kentucky9-27-03
- 3. 8 at Alabama11-18-00
- 4. 10 vs. Vanderbilt9-30-00
- 5. 12 vs. North Carolina12-31-01
- 12 vs. Georgia11-11-00

MOST RUSHING ATTEMPTS

- 1. 62 at Georgia11-10-01
- 2. 57 vs. Tennessee10-4-03
- 3. 56 vs. Mississippi State10-18-03
- 4. 54 vs. Syracuse9-28-02
- 5. 52 vs. Ole Miss9-8-01

FEWEST RUSHING ATT., OPPONENT

- 1. 16 by Tennessee10-4-03
- 2. 17 by La Tech10-21-00
- 3. 18 by Florida10-13-01
- 4. 21 by LSU9-18-99
- 5. 22 by Alabama11-18-00

MOST RUSHING YARDS

- 1. 405 vs. Mississippi State10-18-03
- 2. 345 vs. Western Carolina9-7-02
- 3. 301 vs. Louisiana Tech10-21-00
- 4. 285 vs. Western Kentucky9-27-03
- 5. 264 vs. Tennessee10-4-03

FEWEST RUSHING YARDS ALLOWED

- 1. -36 vs. Florida10-13-01
- 2. -27 vs. Central Florida11-6-99
- 3. 4 vs. Tennessee10-4-03
- 4. 23 at Alabama11-18-00
- 5. 26 at LSU9-18-99

MOST PASSES ATTEMPTED

- 1. 48 vs. Louisiana Tech10-20-01
- 2. 43 at Florida12-2-00
- 3. 40 at Arkansas10-27-01
- vs. Alabama11-20-99
- 5. 39 vs. Florida10-16-99

MOST PASSES COMPLETED

- 1. 28 vs. Louisiana Tech10-20-01
- 28 vs. Michigan1-1-01
- 3. 26 vs. Alabama11-20-99
- 4. 24 vs. Georgia11-11-00
- 24 at Georgia11-13-99
- 24 vs. Ole Miss9-25-99

FEWEST PASSES ATT., OPPONENT

- 1. 15 by Arkansas10-12-02
- 15 by Syracuse9-22-01
- 3. 16 by Arkansas10-27-01
- 4. 17 by Ball State9-1-01
- 5. 17 by Western Kentucky9-27-03

FEWEST PASSES COMP., OPPONENT

- 1. 5 by Ball State9-1-01
- 2. 6 by Syracuse9-22-01
- 3. 9 by LSU10-26-02
- 4. 10 by Western Kentucky9-27-03
- 5. 11 three times, last by Vandy9-13-03

MOST PASSING YARDS

- 1. 416 vs. Georgia11-13-99
- 2. 394 vs. Michigan1-1-00
- 3. 381 vs. Louisiana Tech10-20-01
- 4. 340 vs. LSU9-16-99
- 5. 293 vs. Louisiana-Monroe11-9-02

FEWEST PASSING YARDS ALLOWED

- 1. 32 by Ball State9-1-01
- 2. 66 by Arkansas10-12-02
- 3. 74 by Syracuse9-22-01
- 4. 79 by LSU10-26-02
- 5. 87 by Vanderbilt9-30-00

MOST TOTAL OFFENSE

- 1. 621 vs. Western Carolina9-7-02
- 2. 567 vs. Western Kentucky9-27-03
- 3. 554 vs. Louisiana Tech10-20-01
- 4. 553 vs. Mississippi State10-18-03
- 5. 503 vs. Louisiana-Monroe11-9-02

FEWEST TOTAL YARDS ALLOWED

- 1. 92 vs. Ball State9-1-01
- 2. 135 at Alabama11-18-00
- 3. 152 vs. Vanderbilt9-30-00
- 4. 163 vs. Western Kentucky9-27-03
- 5. 219 vs. Georgia11-11-00

PUNTING AVERAGE (MIN. OF 4)

- 1. 50.8 at So. California9-2-02
- 2. 50.5 at Vanderbilt9-30-00
- 3. 50.0 vs. Louisiana Tech10-20-01
- 4. 49.3 vs. North Carolina12-31-01
- 5. 49.0 at Ole Miss9-9-00

MOST TIME OF POSSESSION

- 1. 38:58 at Georgia11-10-01
- 2. 37:45 at Alabama11-18-00
- 3. 36:04 vs. Tennessee10-4-03
- 4. 35:00 vs. Ole Miss9-8-01
- 5. 34:29 at Ole Miss9-9-00

2003 AUBURN FOOTBALL

AUBURN SUPERLATIVES UNDER TOMMY TUBERVILLE

AUBURN TEAM SUPERLATIVES

Points Scored	56	vs. Western Carolina (11/9/02)
Low	0	at Tennessee (10/2/99)
First Downs	37	vs. USC (8/30/03)
Low	7	vs. Western Carolina (11/9/02)
Rushing Plays	62	at Mississippi State (10/7/00)
Low	19	at Georgia (11/10/01)
Net Rushing Yards	405	at Mississippi State (10/7/00)
Low	1	vs. Mississippi State (10/18/03)
Passes Attempted	48	vs. Florida (10/16/99)
Low	13	vs. Louisiana Tech (10/20/01)
Passes Completed	28	vs. Mississippi State (10/6/01)
Low	7	vs. Louisiana Tech (10/20/01)
Had Intercepted	4	three times
Low	0	at Tennessee (10/2/99)
Net Passing Yards	416	vs. Louisiana Tech (10/20/01)
Low	79	vs. Georgia (11/13/99)
Total Offensive Plays	88	vs. Mississippi State (10/6/01)
Low	51	vs. Louisiana Tech (10/20/01)
Total Net Offense	621	at Mississippi State (10/7/00)
Low	164	vs. Western Carolina (11/9/02)
Fumbles	5	three times, last vs. USC (8/30/03)
Low	0	vs. Florida (10/14/01)
Fumbles Lost	4	seven times
Low	0	at Syracuse (9/22/01)
Penalties	13	15 times
Low	4	at Florida (10/19/02)
Penalty Yards	112	six times, last at Arkansas (10/11/03)
Low	15	at Ole Miss (9/9/00)
		vs. Central Florida (11/6/99)

AUBURN INDIVIDUAL SUPERLATIVES

Rushing Attempts	41	Carnell Williams at Georgia, (11/10/01)
Net Rushing Yards	249	Rudi Johnson vs. La. Tech, (10/21/00)
Rushing TDs	6	Carnell Williams vs. Mississippi State (10/18/03)
Pass Attempts	48	Daniel Cobb vs. Louisiana Tech, (10/20/01)
Pass Completions	28	Daniel Cobb vs. Louisiana Tech, (10/20/01)
Had Intercepted	4	Daniel Cobb vs. Louisiana Tech, (10/20/01)
Low	4	Jeff Klein at Tennessee, (10/2/99)
Net Passing Yards	416	Ben Leard at Georgia, (11/13/99)
Passing TDs	5	Daniel Cobb vs. Louisiana Tech, (10/20/01)
Receptions	10	Ronney Daniels vs. C. Florida, (11/6/99)
Receiving Yards	249	Ronney Daniels at Georgia, (11/13/99)
TD Receptions	2	seven times, last by J. McIntyre at Vandy (9/13/03)
Punts	10	Damon Duval at Miss. State, (10/7/00)
Punt Average	54.0	Damon Duval vs. Western Carolina (9/7/02)
Punts Inside 20	4	Kody Bliss vs. USC (8/30/03)
Punt Returns	7	Roderick Hood vs. Western Carolina (9/7/02)
Punt Return Yards	109	Joe Walkins vs. Ball State, (9/1/01)
Kickoff Returns	6	Carnell Williams vs. La. Tech, (10/20/01)
Kickoff Return Yards	150	Carnell Williams vs. La. Tech, (10/20/01)
FG Attempts	4	Damon Duval, three times
FG Made	3	Damon Duval, six times
Interceptions	2	Five players
Interception Yards	65	Larry Casher vs. Florida, (10/16/99)

AUBURN INDIVIDUAL LONG PLAYS

Rushing	78	Rudi Johnson vs. La. Tech, 10/21/00 (TD)
Passing	84	Leard/R. Daniels vs. LSU, 9/18/99
Field Goal	57	Philip Yost vs. Western Kentucky, 9/27/03
Punt	71	Damon Duval vs. N. Illinois, 9/23/00
Punt Return	48	Joe Walkins at Syracuse, 9/22/01
Kickoff Return	100	Tim Carter vs. LSU, 9/16/00
Interception Return	62	Larry Casher vs. Florida, 10/16/99

OPPONENT TEAM SUPERLATIVES

Points Scored	42	Arkansas (10/27/01)
Low	0	Four times
First Downs	29	Louisiana Tech (10/21/00)
Low	5	Ball State (9/1/01)
Rushing Plays	52	Syracuse (9/22/01)
Low	17	Louisiana Tech (10/21/00)
Net Rushing Yards	328	Alabama (11/17/01)
Low	36	Florida (10/14/01)
Passes Attempted	69	LSU (9/18/99)
Low	15	Arkansas (10/12/02)
	15	Syracuse (9/22/01)
Passes Completed	47	Louisiana Tech (10/21/00)
Low	5	Ball State (9/1/01)
Had Intercepted	5	Louisiana Tech (10/20/01)
Low	0	12 times, last vs. USC (8/30/03)
Net Passing Yards	433	Louisiana Tech (10/21/00)
Low	32	Ball State (9/1/01)
Total Offensive Plays	90	LSU (9/18/99)
Low	51	Ball State (9/1/01),
		Alabama (9/1/00)
Total Net Offense	549	Alabama (11/17/01)
Low	92	Ball State (9/1/01)
Fumbles	4	four times
Low	0	11 times, last vs. USC (8/30/03)
Fumbles Lost	4	Mississippi State (9/13/02)
Low	0	22 times, last vs. WKU (9/27/03)
Penalties	13	Florida (10/19/02)
Low	2	Alabama (11/18/00)
Penalty Yards	92	Southern California (9/2/02)
Low	7	Alabama (11/18/00)

OPPONENT INDIVIDUAL SUPERLATIVES

Rushing Attempts	33	Shaun Alexander (Alabama), 11/20/99
Net Rushing Yards	241	Fred Talley (Arkansas), 10/12/02
Rushing TDs	3	James Mungro (Syracuse), 9/22/01
	3	Shaun Alexander (Alabama), 11/20/99
Pass Attempts	65	Luke McCown (La. Tech), 10/21/00
Pass Completions	47	Luke McCown (La. Tech), 10/21/00
Had Intercepted	5	Luke McCown (La. Tech), 10/20/01
Net Passing Yards	433	Luke McCown (La. Tech), 10/21/00
Passing TDs	5	Rex Grossman (Florida), 10/14/00
Receptions	15	James Jordan (La. Tech), 10/21/00
Receiving Yards	203	Charles Lee (C. Florida), 11/6/99
TD Receptions	3	Chris Collins (Ole Miss), 11/2/02
	3	Jabar Gaffney (Florida), 10/14/00
Punts	10	Four players
Punt Average	50.3	Jonathan Kilger (Georgia), 11/11/00
Punts Inside 20	4	Javier Beorlegui (C. Florida), 11/6/99
Punt Returns	7	Ronald Hatcher (Vanderbilt), 9/30/00
Punt Return Yards	96	Duece McAllister (Ole Miss), 9/9/00
Kickoff Returns	4	T. Alford (Western Carolina), 9/7/02
Kickoff Return Yards	102	Domanick Davis (LSU), 9/18/99
FG Attempts	4	three times
FG Made	4	Billy Bennet (Georgia), 11/11/00
	4	Jeff Chandler (Florida), 10/16/99
Interceptions	3	Deon Grant (Tennessee), 10/2/99
Interception Yards	88	Jermaine Petty (Arkansas), 10/27/01

OPPONENT INDIVIDUAL LONG PLAYS

Rushing	80	Fred Talley (Arkansas), 10/12/02 (TD)
		Fred Talley (Arkansas), 10/28/00 (TD)
Passing	83	V. Penn/C. Lee (Central Florida), 11/6/99
Field Goal	48	Matt Leach (Florida), 10/19/02)
Punt	67	Jonathan Kilger (Georgia), 11/11/00
Punt Return	87	Duece McAllister (Ole Miss), 9/9/00
Kickoff Return	56	Domanick Davis (LSU), 9/18/99
Interception Return	88	Jermaine Petty (Arkansas), 10/27/01 (TD)

2003 AUBURN FOOTBALL PLAYER BIOS

#26 Lamel Ages

DB • 5-9 • 187 • Junior • Columbus, Ga.

2003: Has seen time at corner and on special teams this season ... Totaled a season-high three tackles against Mississippi State ... Named the Coaches' Special Teams Player of the Week following the Vanderbilt game ... Had one tackle in each of the first five games and two against Arkansas.

Ages' Career Defensive Stats

YEAR	G/GS	TT	UT	AT	TFL-YDS	QBS-YDS	FF/FR	PD	INT-YDS
2002	13/0	9	2	7	0-0	0-0	0/1	0	0-0
2003	7/0	10	2	8	0-0	0/0	0/0	0	0-0
Totals	20/0	19	4	15	0-0	0-0	0/1	0	0-0

DATE	OPPONENT	TT	UT	AT	TFL-YDS	INT-YDS
8/30/03	USC	1	0	1	0-0	0-0
9/6/03	at Georgia Tech	1	0	1	0-0	0-0
9/13/03	at Vanderbilt	1	0	1	0-0	0-0
9/27/03	WESTERN KENTUCKY	1	1	0	0-0	0-0
10/4/03	TENNESSEE	1	1	0	0-0	0-0
10/11/03	at Arkansas	2	0	2	0-0	0-0
10/18/03	MISSISSIPPI STATE	3	0	3	0-0	0-0

#1 Devin Aromashodu

WR • 6-2 • 205 • Sophomore • Miami, Fla.

2003: Part of the rotation at wide receiver ... One catch against Vanderbilt and Western Kentucky.

Aromashodu's Career Receiving Stats

YEAR	G/GS	NO	YDS	AVG	TD	LP/OPPONENT
2002	13/8	18	304	16.9	1	65/Arkansas
2003	7/1	2	17	8.5	0	11/Western Kentucky
Totals	20/9	20	321	16.1	1	65/Arkansas

DATE	OPPONENT	REC	YDS	AVG	TD
8/30/03	USC	0	0	0.0	0
9/6/03	at Georgia Tech	0	0	0.0	0
9/13/02	at Vanderbilt	1	6	6.0	0
9/27/03	WESTERN KENTUCKY	1	11	11.0	0
10/4/03	TENNESSEE	0	0	0.0	0
10/11/03	at Arkansas	0	0	0.0	0
10/18/03	* MISSISSIPPI STATE	0	0	0.0	0

#87 Cole Bennett

TE • 6-5 • 239 • Freshman • Dalton, Ga.

2003: Caught an eight-yard touchdown pass against Tennessee ... Started against Western Kentucky and responded with three catches for 41 yards.

Bennett's Career Receiving Stats

YEAR	G/GS	NO	YDS	AVG	TD	LP/OPPONENT
2003	5/0	4	49	12.3	0	20/Western Kentucky

DATE	OPPONENT	REC	YDS	AVG	TD
8/30/03	USC				DID NOT PLAY
9/6/03	at Georgia Tech				DID NOT PLAY
9/13/02	at Vanderbilt	0	0	0.0	0
9/27/03	* WESTERN KENTUCKY	3	41	13.7	0
10/4/03	TENNESSEE	1	8	8.0	1
10/11/03	at Arkansas	0	0	0.0	0
10/18/03	MISSISSIPPI STATE	0	0	0.0	0

#30 Kody Bliss

P • 5-11 • 172 • Freshman • Brentwood, Tenn.

2003: Averaged 43.8 yards on four punts, placing one inside the 20 against Mississippi State ... Punted seven times for a 44.6 average and landed two punts inside the 20, including one that was downed on the three-yard line against Arkansas ... Averaged 52 yards on three punts and landed one inside the 20 against Tennessee ... Named the Coaches' Special Teams Player of the Week for his performance against Tennessee ... Punted four times for 40.8 yard average against Vanderbilt ... Had an 82-yard punt which traveled 64 yards in the air that was called back because of illegal procedure against Vanderbilt ... Landed four punts inside the 20-yard line and punted six times for a 38.7 average against USC ... Landed two punts inside the 20 against Georgia Tech ... Has had 11 punts downed inside the 20-yard line ... Only 14 of 33 punts have been returned this season.

Bliss' Career Punting Stats

YEAR	G	NO	YDS	AVG	IN20	LP/OPPONENT
2003	7	33	1363	41.3	11	60/USC

DATE	OPPONENT	NO	YDS	AVG	IN20	Long
8/30/03	USC	6	232	38.7	4	60
9/6/03	at Georgia Tech	8	280	35.0	2	49
9/13/03	at Vanderbilt	4	163	40.8	0	59
9/27/03	WESTERN KENTUCKY	1	45	45.0	1	45
10/4/03	TENNESSEE	3	156	52.0	1	55
10/11/03	at Arkansas	7	312	44.6	2	53
10/18/03	MISSISSIPPI STATE	4	175	43.8	1	52

#23 Ronnie Brown

RB • 6-1 • 224 • Junior • Cartersville, Ga.

2003: Preseason second-team All-SEC selection ... Doak Walker Award preseason candidate ... Scored a touchdown on a six-yard run and ran for 65 yards on 12 carries against Tennessee ... Left the game in the third quarter against Tennessee and held out of the Arkansas and Mississippi State games ... Gained 80 yards on 11 carries and scored a touchdown on a 5-yard run and caught two passes for 41 yards against Western Kentucky ... Rushed for 50 yards on 11 carries and scored a touchdown on a one-yard leap against Vanderbilt ... Ranked 18th in the Auburn career records with 1,618 yards and tied for eighth with 18 rushing touchdowns.

R. Brown's Career Rushing Stats

YEAR	G/GS	NO	YDS	AVG	TD	LP/OPPONENT
2000	3/0	6	10	1.7	0	4/Wyoming
2001	11/5	84	330	3.9	2	43/Ball State
2002	12/6	175	1008	5.8	13	55/Ole Miss
2003	5/3	53	270	5.1	3	22/Western Kentucky
Totals	31/14	318	1618	5.1	18	55/Ole Miss

DATE	OPPONENT	ATT	YDS	Avg.	TD	TD Runs
8/30/03	* USC	8	28	3.5	0	--
9/6/03	at Georgia Tech	11	47	4.3	0	--
9/13/03	* at Vanderbilt	11	50	4.5	1	1
9/27/03	* WESTERN KENTUCKY	11	80	7.3	1	5
10/4/03	TENNESSEE	12	65	5.4	1	6
10/11/03	at Arkansas					DID NOT PLAY
10/18/03	MISSISSIPPI STATE					DID NOT PLAY

2003 AUBURN FOOTBALL PLAYER BIOS

Brown's Career Receiving Stats

YEAR	G/GS	NO	YDS	AVG	TD	LP/OPPONENT
2001	11/5	7	109	15.6	0	38/LSU
2002	12/6	9	166	18.4	1	54/Florida
2003	5/3	3	41	13.7	0	34/Western Kentucky
Totals	28/14	19	316	16.6	1	54/Florida

DATE	OPPONENT	REC	YDS	AVG	TD
8/30/03	* USC	1	0	0.0	0
9/6/03	at Georgia Tech	0	0	0.0	0
9/13/03	* at Vanderbilt	0	0	0.0	0
9/27/03	* WESTERN KENTUCKY	2	41	20.5	0
10/4/03	TENNESSEE	0	0	0.0	0
10/11/03	at Arkansas			DID NOT PLAY	
10/18/03	MISSISSIPPI STATE			DID NOT PLAY	

#17 Jason Campbell

QB • 6-5 • 228 • Junior • Taylorsville, Miss.

2003: Completed 12-of-18 passes for 148 yards against Mississippi State ... Threw touchdown passes of 29 and eight yards and completed 11-of-18 passes against Tennessee ... Set an Auburn single-game completion percentage record (min. 10 attempts) by completing 12-of-13 passes (92.3 percent) including a 36-yard touchdown against Western Kentucky ... Named the Coaches' Offensive Player of the Week for his performance against Western Kentucky ... Threw touchdown passes of 31 and 67 yards and completed 12-of-19 passes for 220 yards against Vanderbilt ... Completed a career-high 20 passes on 20-of-33 passing for 190 yards against Georgia Tech ... Completed 12-of-26 passes for 121 yards against USC ... Ranked eighth in the career records with 272 completions and eighth with 3,459 yards ... First in the career records with .624 completion percentage ... Ninth with 20 career touchdown passes.

Campbell's Career Passing Stats

YEAR	G/GS	CMP	ATT	PCT	YDS	INT	TD	LP/OPPONENT
2001	10/8	89	142	.627	1117	4	4	72/LSU
2002	13/6	94	149	.631	1215	5	11	54/Florida
2003	7/7	89	145	.614	1127	3	5	67/Vanderbilt
Totals	30/21	272	436	.624	3459	12	20	72/LSU

DATE	OPPONENT	CMP	ATT	YDS	INT	TD
8/30/03	* USC	12	26	121	1	0
9/6/03	* at Georgia Tech	20	33	190	1	0
9/13/03	* at Vanderbilt	12	19	220	0	2
9/27/03	* WESTERN KENTUCKY	12	13	173	0	1
10/4/03	* TENNESSEE	11	18	157	0	2
10/11/03	* at Arkansas	10	18	118	1	0
10/18/03	* MISSISSIPPI STATE	12	18	148	0	0

#65 Monreko Crittenden

OG • 6-5 • 332 • Senior • Montgomery, Ala.

2003: Named a preseason second-team All-American by *The Sporting News* ... Started at guard in all seven games ... Had a perfect 100 percent on assignments against Mississippi State as Auburn accumulated 553 yards of offense including 419 yards on the ground ... Part of the Auburn offensive line that earned the Coaches' Players of the Week honors against Mississippi State ... Helped open holes for Carnell Williams to rush for 150 or more yards in three consecutive games ... Finished with a 95 percent on assignments against Tennessee and helped pave the way for 421

yards of offense ... Had a 92 percent grade on assignments on 39 plays against Western Kentucky ... Posted a 96 percent grade on assignments against Vanderbilt ... Has started 30 games at Auburn.

#85 Silas Daniels

WR • 6-0 • 188 • Junior • Jacksonville, Fla.

2003: One catch for 29 yards which helped lead to an Auburn field goal against Arkansas ... Snared a 36-yard touchdown pass and finished with two catches for 46 yards against Western Kentucky ... Caught three passes for 31 yards against Vanderbilt ... Tied a career-high with four catches for 47 yards at Georgia Tech ... Tied for third on the team with 11 catches for 161 yards.

Daniels' Career Receiving Stats

YEAR	G/GS	NO	YDS	AVG	TD	LP/OPPONENT
2001	10/0	8	85	10.6	1	16/Louisiana Tech
2002	10/4	13	173	13.3	0	41/Arkansas
2003	7/0	11	161	14.6	1	36/Western Kentucky
Totals	27/4	32	419	13.1	2	41/Arkansas

DATE	OPPONENT	REC	YDS	AVG	TD
8/30/03	USC	0	0	0.0	0
9/6/03	at Georgia Tech	4	47	11.8	0
9/13/03	at Vanderbilt	3	31	10.3	0
9/27/03	WESTERN KENTUCKY	2	46	23.0	1
10/4/03	TENNESSEE	0	0	0.0	0
10/11/03	at Arkansas	1	29	29.0	0
10/18/03	MISSISSIPPI STATE	1	8	8.0	0

#11 Karlos Dansby

LB • 6-5 • 235 • Senior • Birmingham, Ala.

2003: Preseason first-team All-American by *Playboy*, *Lindy's College Football News*, *The Sporting News*, *Street and Smith*, *Sports Illustrated* ... Preseason All-SEC selection ... Named a semifinalist for the Butkus Award ... Tied for the team lead with four tackles including two for loss (-10) with a sack (-7) against Mississippi State ... Led Auburn with a season-high 12 tackles including three tackles for loss (-10) with a sack on Arkansas quarterback Matt Jones on fourth down on the Razorbacks' final drive ... Also made two third-down stops and broke up a pass against Arkansas ... Helped hold the leading rusher in the SEC, Cedric Cobbs, to 78 yards, 63 lower than his per-game average ... Named the Coaches' Co-Defensive Player of the Week for his performance against Arkansas ... Tied for team-high honors with eight tackles including a sack for a three-yard loss and a hurry against Tennessee ... Totaled three tackles and two broken up passes in limited action against Western Kentucky ... Named the Coaches' Defensive Player of the Week for his performance against Western Kentucky ... Forced a fumble, broke up a pass and totaled five tackles and three quarterback hurries against Vanderbilt ... Finished with seven tackles including a sack (-7) against Georgia Tech ... Finished with eight tackles including one for loss and a hit on special teams that leveled the returner against USC ... Leads the team with 47 tackles, eight tackles for loss (-31) and four sacks (-22) ... Tied for the team lead with four broken up passes ... Has totaled six tackles for loss (-23) and three quarterback sacks (-15) in last three games ... One of the leaders of Auburn's defense which is only allowing 12.4 points per game which ranks fourth nationally and 277.71 yards per game which is eighth nationally.

2003 AUBURN FOOTBALL PLAYER BIOS

Dansby's Career Defensive Stats

YEAR	G/GS	TT	UT	AT	TFL-YDS	QBS-YDS	FF/FR	PD	INT-YDS
2001	12/9	59	46	13	8-22	0.5-2	1/0	5	5-41
2002	12/12	76	31	45	14-51	4-33	2/2	4	3-66
2003	7/7	47	26	21	8-31	4-22	1/0	4	0-0
Totals	31/28	182	103	79	30-104	8.5-57	4/2	13	8-107

DATE	OPPONENT	TT	UT	AT	TFL-YDS	QBS-YDS
8/30/03	* USC	8	3	5	1-1	0-0
9/6/03	* at Georgia Tech	7	4	3	1-7	1-7
9/13/03	* at Vanderbilt	5	1	4	0-0	0-0
9/27/03	* WESTERN KENTUCKY	3	1	2	0-0	0-0
10/4/03	* TENNESSEE	8	6	2	1-3	1-3
10/11/03	* at Arkansas	12	7	5	3-10	1-5
10/18/03	* MISSISSIPPI STATE	4	4	0	2-10	1-7

#21 Karibi Dede

S • 6-1 • 200 • Redshirt Freshman • Woodbridge, Va.

2003: Started five games this season ... Forced a fumble in the second quarter on a Mississippi State wide receiver and had two tackles and a hurry against the Bulldogs ... Started against Arkansas and registered four tackles and one broken up pass ... Totaled two tackles against Western Kentucky and Vanderbilt ... Finished third on the team with six tackles against Georgia Tech ... Started at safety against USC and had two broken up passes ... Tied for second on the team with three broken up passes.

Dede's Career Defensive Stats

YEAR	G/GS	TT	UT	AT	TFL-YDS	QBS-YDS	FF/FR	PD	INT-YDS
2003	7/5	18	13	5	0-0	0-0	1/0	3	0-0

DATE	OPPONENT	TT	UT	AT	TFL-YDS	INT-YDS
8/30/03	* USC	1	0	1	0-0	0-0
9/6/03	* at Georgia Tech	6	4	2	0-0	0-0
9/13/03	* at Vanderbilt	2	2	0	0-0	0-0
9/27/03	WESTERN KENTUCKY	2	2	0	0-0	0-0
10/4/03	TENNESSEE	1	0	1	0-0	0-0
10/11/03	* at Arkansas	4	3	1	0-0	0-0
10/18/03	* MISSISSIPPI STATE	2	2	0	0-0	0-0

#96 Wayne Dickens

NG • 6-1 • 284 • Sophomore • Lakeland, Fla.

2003: Part of the playing rotation at noseguard ... Totaled two tackles against Western Kentucky ... Finished with one tackle against Vanderbilt and two tackles against Georgia Tech.

Dickens' Career Defensive Stats

YEAR	G/GS	TT	UT	AT	TFL-YDS	QBS-YDS	FF/FR	PD	I/YDS
2002	13/3	19	6	13	5-5	0-0	0/0	0	0-0
2003	7/0	5	2	3	0-0	0-0	0/0	0	0-0
Totals	20/3	24	8	16	5-5	0-0	0/0	0	0-0

DATE	OPPONENT	TT	UT	AT	TFL-YDS	QBS-YDS
8/30/03	USC	0	0	0	0-0	0-0
9/6/03	at Georgia Tech	2	0	2	0-0	0-0
9/13/03	at Vanderbilt	1	0	1	0-0	0-0
9/27/03	WESTERN KENTUCKY	2	2	0	0-0	0-0
10/4/03	TENNESSEE	0	0	0	0-0	0-0
10/11/03	at Arkansas	0	0	0	0-0	0-0
10/18/03	MISSISSIPPI STATE	0	0	0	0-0	0-0

#93 Tim Duckworth

DT • 6-3 • 298 • Freshman • Taylorsville, Miss.

2003: Part of the playing rotation at defensive tackle ... Registered two tackles against Mississippi State ... Blocked a field goal and had two tackles for loss including a sack (-7) against Western Kentucky ... Finished the game with a sack on Vanderbilt's quarterback for a four-yard loss ... Saw time against USC and had two tackles.

Duckworth's Career Defensive Stats

YEAR	G/GS	TT	UT	AT	TFL-YDS	QBS-YDS	FF/FR	PD	I/YDS
2003	6/0	10	4	6	3-12	2-11	0/0	0	0-0

DATE	OPPONENT	TT	UT	AT	TFL-YDS	QBS-YDS
8/30/03	USC	2	0	2	0-0	0-0
9/7/03	at Georgia Tech				DID NOT PLAY	
9/13/03	at Vanderbilt	2	1	1	1-4	1-4
9/27/03	WESTERN KENTUCKY	3	2	1	2-8	1-7
10/4/03	TENNESSEE	1	0	1	0-0	0-0
10/11/03	at Arkansas	0	0	0	0-0	0-0
10/18/03	MISSISSIPPI STATE	2	1	1	0-0	0-0

#94 Bret Eddins

DE • 6-5 • 267 • Junior • Montgomery, Ala.

2003: Started four games at defensive end ... Had a sack for a seven-yard loss against Mississippi State ... Finished with two sacks for a loss of 14 yards against Tennessee ... Registered one tackle against Western Kentucky ... Had two tackles against USC ... Tied for second on the team with three sacks (-21) ... Half of his tackles this season have been sacks.

Eddins' Career Defensive Stats

YEAR	G/GS	TT	UT	AT	TFL-YDS	QBS-YDS	FF/FR	PD	I/YDS
2002	13/5	14	4	10	4-15	1.5-9	1/0	0	0-0
2003	7/4	6	3	3	3-21	3-21	0/0	0	0-0
Totals	20/9	20	7	13	7-36	4.5-30	1/0	0	0-0

DATE	OPPONENT	TT	UT	AT	TFL-YDS	QBS-YDS
8/30/03	* USC	2	0	2	0-0	0-0
9/6/03	* at Georgia Tech	0	0	0	0-0	0-0
9/13/03	* at Vanderbilt	0	0	0	0-0	0-0
9/27/03	WESTERN KENTUCKY	1	0	1	0-0	0-0
10/4/03	TENNESSEE	2	2	0	2-14	2-14
10/11/03	at Arkansas	0	0	0	0-0	0-0
10/18/03	* MISSISSIPPI STATE	1	1	0	1-7	1-7

#28 Justin Fetsko

WR/H • 5-9 • 167 • Senior • Pensacola, Fla.

2003: Named the Coaches' Special Teams Player of the Week for his performance holding against Arkansas ... Caught two passes for 18 yards against Western Kentucky ... Finished with one catch for 16 yards against Tennessee ... Serves as Auburn's holder.

Fetsko's Career Receiving Stats

YEAR	G/GS	NO	YDS	AVG	TD	LP/OPPONENT
2001	12/0	3	56	18.7	0	30/Syracuse
2003	6/0	5	51	10.2	0	16/Tennessee
Totals	18/0	8	107	13.4	0	30/Syracuse

2003 AUBURN FOOTBALL PLAYER BIOS

Fetsko's Game-by-Game Receiving

DATE	OPPONENT	REC	YDS	AVG	TD
8/30/03	USC	0	0	0.0	0
9/6/03	at Georgia Tech	1	8	8.0	0
9/13/02	at Vanderbilt	1	9	9.0	0
9/27/03	WESTERN KENTUCKY	2	18	9.0	0
10/4/03	TENNESSEE	1	16	16.0	0
10/11/03	at Arkansas	0	0	0.0	0
10/18/03	MISSISSIPPI STATE	0	0	0.0	0

#3 Roshard Gilyard

SS • 5-10 • 208 • Senior • Jacksonville, Fla.

2003: Tied for team-high honors with four tackles and broke up a pass against Mississippi State ... One tackle against Western Kentucky and two against Vanderbilt.

Gilyard's Career Defensive Stats

YEAR	G/GS	TT	UT	AT	TFL-YDS	QBS-YDS	FF/FR	PD	I-YDS
2000	9/7	20	17	3	0-0	0-0	0/0	4	1-15
2001	12/3	20	10	10	1-6	0-0	0/0	2	0-0
2002	12/0	16	7	9	0-0	0-0	1/0	0	0-0
2003	7/0	7	6	1	0-0	0-0	0/0	1	0-0
Totals	40/10	63	40	23	1-6	0-0	1/0	7	1-15

DATE	OPPONENT	TT	UT	AT	PD	INT-YDS
8/30/03	USC	0	0	0	0	0-0
9/6/03	at Georgia Tech	0	0	0	0	0-0
9/13/03	at Vanderbilt	2	2	0	0	0-0
9/27/03	WESTERN KENTUCKY	1	0	1	0	0-0
10/4/03	TENNESSEE	0	0	0	0	0-0
10/11/03	at Arkansas	0	0	0	0	0-0
10/18/03	MISSISSIPPI STATE	4	4	0	0	0-0

#29 Derrick Graves

LB • 6-1 • 216 • Junior • Holt, Ala.

2003: Part of the playing rotation at linebacker ... Totaled two tackles and a broken up pass against Mississippi State ... Started and registered two stops against Western Kentucky ... Totaled two tackles including one for loss (-2) against Vanderbilt ... Finished third on the team with seven tackles against USC.

Graves' Career Defensive Stats

YEAR	G/GS	TT	UT	AT	TFL-YDS	QBS-YDS	FF/FR	PD	I/YDS
2001	9/0	7	4	3	0-0	0-0	0/1	0	0-0
2002	13/1	18	4	14	1-3	0-0	0/0	1	1-10
2003	7/1	14	5	9	1-2	0-0	0/0	1	0-0
Totals	29/2	39	13	26	2-5	0-0	0/1	2	1-10

DATE	OPPONENT	TT	UT	AT	TFL-YDS	QBS-YDS
8/30/03	USC	7	0	7	0-0	0-0
9/6/03	at Georgia Tech	0	0	0	0-0	0-0
9/13/03	at Vanderbilt	2	1	1	1-2	0-0
9/27/03	* WESTERN KENTUCKY	2	2	0	0-0	0-0
10/4/03	TENNESSEE	0	0	0	0-0	0-0
10/11/03	at Arkansas	1	1	0	0-0	0-0
10/18/03	MISSISSIPPI STATE	2	1	1	0-0	0-0

#35 Will Herring

FS • 6-4 • 210 • Redshirt Freshman • Opelika, Ala.

2003: Intercepted his first career pass in the second quarter which resulted in an Auburn touchdown and had two tackles including

one for loss (-2) against Mississippi State ... Registered five tackles against Arkansas ... Finished with four tackles, a quarterback hurry and a broken up pass against Tennessee ... Tied for the team lead with four tackles in a start against Western Kentucky ... Started against Vanderbilt and finished with two tackles and a fumble recovery ... Started the last five games at safety.

Herring's Career Defensive Stats

YEAR	G/GS	TT	UT	AT	TFL-YDS	QBS-YDS	FF/FR	PD	INT-YDS
2002	2/0	2	0	2	0-0	0-0	0/0	0	0-0
2003	7/5	17	9	8	1-2	0-0	0/1	1	1-0
Totals	9/5	19	9	10	1-2	0-0	0/1	1	1-0

DATE	OPPONENT	TT	UT	AT	TFL-YDS	INT-YDS
8/30/03	USC	0	0	0	0-0	0-0
9/6/03	at Georgia Tech	0	0	0	0-0	0-0
9/13/03	* at Vanderbilt	2	1	1	0-0	0-0
9/27/03	* WESTERN KENTUCKY	4	1	3	0-0	0-0
10/4/03	* TENNESSEE	4	3	1	0-0	0-0
10/11/03	* at Arkansas	5	2	3	0-0	0-0
10/18/03	* MISSISSIPPI STATE	2	2	0	0-0	0-0

#49 Kevin Hobbs

DB • 6-0 • 179 • Sophomore • Tampa, Fla.

2003: Broke up four passes including one in the end zone and totaled four tackles against Arkansas ... Finished with six tackles in a start against Tennessee ... Started against Western Kentucky and intercepted a pass for the second consecutive game ... Intercepted a pass and returned it 13 yards against Vanderbilt ... Tied for the team lead with four broken up passes ... Leads the team with two interceptions.

Hobbs' Career Defensive Stats

YEAR	G/GS	TT	UT	AT	TFL-YDS	QBS-YDS	FF/FR	PD	INT-YDS
2003	7/3	14	10	4	0-0	0-0	0/0	0	2-13

DATE	OPPONENT	TT	UT	AT	TFL-YDS	INT-YDS
8/30/03	USC	0	0	0	0-0	0-0
9/6/03	at Georgia Tech	1	0	1	0-0	0-0
9/13/03	at Vanderbilt	1	1	0	0-0	1-13
9/27/03	* WESTERN KENTUCKY	2	1	1	0-0	1-0
10/4/03	* TENNESSEE	6	5	1	0-0	0-0
10/11/03	* at Arkansas	4	3	1	0-0	0-0
10/18/03	MISSISSIPPI STATE	0	0	0	0-0	0-0

#58 T.J. Jackson

NG • 6-1 • 304 • Sophomore • Opelika, Ala.

2003: Recovered a fumble in the second quarter and had one tackle against Mississippi State ... Recorded three tackles against Arkansas ... Tied for the team lead with four tackles including two for loss (-7) and half a sack (-6) against Western Kentucky ... Finished with one tackle against Vanderbilt and three tackles including a tackle for loss against Georgia Tech ... Registered three tackles including one for loss and had a quarterback hurry against USC ... Has had at least one tackle for loss in 11 of 20 games during his career.

2003 AUBURN FOOTBALL PLAYER BIOS

Jackson's Career Defensive Stats

YEAR	G/GS	TT	UT	AT	TFL-YDS	QBS-YDS	FF/FR	PD	INT-YDS
2002	13/0	24	5	19	9-17	0.5-3	0/0	0	0-0
2003	7/0	15	7	8	4-14	0.5-6	0/1	0	0-0
Totals	20/0	39	12	27	13-31	1-9	0/1	0	0-0

DATE	OPPONENT	TT	UT	AT	TFL-YDS	QBS-YDS
8/30/03	USC	3	1	2	1-3	0-0
9/6/03	at Georgia Tech	3	2	1	1-4	0-0
9/13/03	at Vanderbilt	1	1	0	0-0	0-0
9/27/03	WESTERN KENTUCKY	4	1	3	2-7	0.5-6
10/4/03	TENNESSEE	0	0	0	0-0	0-0
10/11/03	at Arkansas	3	1	2	0-0	0-0
10/18/03	MISSISSIPPI STATE	1	1	0	0-0	0-0

#27 Brandon Jacobs

RB • 6-4 • 257 • Junior • Napoleonville, La.

2003: Led Auburn with 182 yards on 31 carries (5.9 avg.) and caught one pass for 34 yards against Mississippi State ... Led Auburn with 103 yards on 10 carries and scored a touchdown on a 19-yard run against Western Kentucky ... In first action at running back, rushed for 68 yards on 14 carries (4.9 avg.) against Vanderbilt ... Also had several big hits on special teams including one where he blew up the wedge on a kick return ... Leads Auburn with a 6.3 average per carry ... Second on the team with 382 yards ... 238 of his 382 yards have come after contact.

Jacobs' Career Rushing Stats

YEAR	G/GS	NO	YDS	AVG	TD	LP/OPPONENT
2003	7/0	61	382	6.3	1	44/Western Kentucky

DATE	OPPONENT	ATT	YDS	Avg.	TD	TD Runs
8/30/03	USC	0	0	0.0	0	--
9/6/03	at Georgia Tech	0	0	0.0	0	--
9/13/03	at Vanderbilt	14	68	4.9	0	--
9/27/03	WESTERN KENTUCKY	10	103	10.3	1	19
10/4/03	TENNESSEE	3	19	6.3	0	--
10/11/03	at Arkansas	3	10	3.3	0	--
10/18/03	MISSISSIPPI STATE	31	182	5.9	0	--

Jacobs' Career Receiving Stats

YEAR	G/GS	NO	YDS	AVG	TD	LP/OPPONENT
2003	7/0	1	34	34.0	0	34/Mississippi State

#45 Brandon Johnson

FB • 6-1 • 234 • Senior • Bayou La Batre, Ala.

2003: One of Auburn's top blockers ... Caught two passes for 23 yards against Mississippi State ... Started against Arkansas, Tennessee, Vanderbilt and Georgia Tech ... Left the Arkansas game in the second half with an injury.

Brandon Johnson's Career Rushing Stats

YEAR	G/GS	NO	YDS	AVG	TD	LP/OPPONENT
2000	13/0	1	16	16.0	0	16/Louisiana Tech
2001	11/2	13	57	4.4	0	9/Ball State, Miss. State
2002	11/5	10	42	4.2	1	9/Louisiana-Monroe
2003	7/4	1	1	1.0	0	1/Georgia Tech
Totals	42/11	25	116	4.6	1	16/Louisiana Tech

DATE	OPPONENT	ATT	YDS	Avg.	TD	TD Runs
8/30/03	USC	0	0	0.0	0	--
9/6/03	*at Georgia Tech	1	1	1.0	0	--
9/13/03	*at Vanderbilt	0	0	0.0	0	--
9/27/03	WESTERN KENTUCKY	0	0	0.0	0	--
10/4/03	*TENNESSEE	0	0	0.0	0	--
10/11/03	*at Arkansas	0	0	0.0	0	--
10/18/03	MISSISSIPPI STATE	0	0	0.0	0	--

B. Johnson's Career Receiving Stats

YEAR	G/GS	NO	YDS	AVG	TD	LP/OPPONENT
2001	11/2	2	18	9.0	0	12/Mississippi State
2002	11/5	2	41	20.5	1	34/Syracuse
2003	7/4	2	23	11.5	0	15/Mississippi State
Totals	29/11	6	82	13.7	1	34/Syracuse

#53 Spencer Johnson

DT • 6-3 • 289 • Senior • Silas, Ala.

2003: Totaled a season-high five tackles against Arkansas ... Helped hold the leading rusher in the SEC, Cedric Cobbs, to 78 yards, 63 lower than his per-game average ... Named the Coaches' Co-Defensive Player of the Week against Arkansas ... Had a sack (-6) and two tackles against Tennessee ... Registered two tackles against Western Kentucky ... Totaled two tackles and a quarterback hurry against Vanderbilt and three tackles against Georgia Tech ... Finished with four tackles including one for loss and had a quarterback hurry against USC ... One of the leaders of Auburn's defense which is only allowing 12.4 points per game which ranks fourth nationally and 277.71 yards per game which is eighth nationally.

Spencer Johnson's Career Defensive Stats

YEAR	G/GS	TT	UT	AT	TFL-YDS	QBS-YDS	FF/FR	PD	I/YDS
2000	13/0	28	18	10	5-39	3-34	1/0	0	0-0
2001	12/9	48	27	21	4-7	0.5-2	2/1	0	0-0
2002	11/10	33	12	21	8-23	2-17	1/1	1	0-0
2003	7/7	19	8	11	2-7	1-6	0/0	0	0-0
Totals	43/26	128	65	63	19-76	6.5-59	4/2	1	0-0

DATE	OPPONENT	TT	UT	AT	TFL-YDS	QBS-YDS
8/30/03	*USC	4	1	3	1-1	0-0
9/6/03	*at Georgia Tech	3	1	2	0-0	0-0
9/13/03	*at Vanderbilt	2	2	0	0-0	0-0
9/27/03	*WESTERN KENTUCKY	2	2	0	0-0	0-0
10/4/03	*TENNESSEE	2	1	1	1-6	1-6
10/11/03	*at Arkansas	5	1	4	0-0	0-0
10/18/03	*MISSISSIPPI STATE	1	0	1	0-0	0-0

#98 Doug Langenfeld

DE • 6-3 • 247 • Junior • Moncks Corner, S.C.

2003: Started at defensive end in three games ... Finished with three tackles and a quarterback hurry against Arkansas ... Had a sack for a five-yard loss in a start against Tennessee ... Finished with one tackle and one quarterback hurry against Vanderbilt ... Forced a fumble against Georgia Tech ... In first action, had three tackles, including two for loss (-10) and had Auburn's only sack against USC.

2003 AUBURN FOOTBALL PLAYER BIOS

Langenfeld's Career Defensive Stats

YEAR	G/GS	TT	UT	AT	TFL-YDS	QBS-YDS	FF/FR	PD	I/YDS
2003	6/3	10	3	7	3-15	2-10	1/0	0	0-0

DATE	OPPONENT	TT	UT	AT	TFL-YDS	QBS-YDS
8/30/03	USC	3	2	1	2-10	1-5
9/6/03	at Georgia Tech	1	0	1	0-0	0-0
9/13/03	at Vanderbilt	1	0	1	0-0	0-0
9/27/03	*WESTERN KENTUCKY	1	0	1	0-0	0-0
10/4/03	*TENNESSEE	1	1	0	1-5	1-5
10/11/03	*at Arkansas	3	0	3	0-0	0-0
10/18/03	MISSISSIPPI STATE	DID NOT PLAY				

#98 Danny Lindsey

C • 6-3 • 299 • Junior • Douglas, Ga.

2003: Started at center in all seven games ...Had a perfect 100 percent on assignments and an overall grade of 95 percent against Mississippi State as Auburn accumulated 553 yards of offense including 419 yards on the ground ... Part of the offensive line that was named the Coaches' Offensive Players of the Week for their performance against Mississippi State ... Helped open holes for Carnell Williams to rush for 150 or more yards in three consecutive games ...Posted a 97 percent on assignments with two pancakes against Arkansas ... Finished with an overall grade of 91 percent against Tennessee and helped pave the way for 421 yards of offense ...Finished with an overall grade of 94 percent with two pancakes on 29 plays against Western Kentucky ... Posted a 100 percent overall grade with two pancakes against Vanderbilt ... Started 21 career games on the offensive line.

#81 Jeris McIntyre

WR • 6-0 • 198 • Senior • Tampa, Fla.

2003: Led Auburn with two catches for 37 yards and also gained 31 yards on a reverse against Mississippi State ... Led Auburn with four catches for 55 yards against Arkansas ... Caught two passes for 50 yards against Tennessee including one where he broke several tackles for a 46-yard pickup... Had three catches for 45 yards against Western Kentucky ... Broke a tackle to score Auburn's first touchdown of the season on a 31-yard pass play and juiced a defender on an out pattern resulting in another score on a 67-yard play against Vanderbilt ... Finished the Vandy game with a career-high 117 yards on four catches ... Caught three passes for 25 yards against USC ... Snared two passes for 18 yards against Georgia Tech ...Has had at least two receptions in every game this season ... Tied for the team lead with 20 catches for 347 yards ...Leads Auburn's receivers with a 17.4 average per catch ...Has totaled 334 yards after catch ... In first four games, equaled his highest season total with 12 catches.

McIntyre's Career Receiving Stats

YEAR	G/GS	NO	YDS	AVG	TD	LP/OPPONENT
2000	12/1	6	36	6.0	0	13/Wyoming
2001	11/0	12	187	15.6	0	35/Georgia
2002	13/3	10	129	12.9	1	33/Louisiana-Monroe
2003	7/4	20	347	17.4	2	67/Vanderbilt
Totals	43/8	48	699	14.6	3	67/Vanderbilt

DATE	OPPONENT	REC	YDS	AVG	TD
8/30/03	USC	3	25	8.3	0
9/6/03	at Georgia Tech	2	18	9.0	0

9/13/03	at Vanderbilt	4	117	29.3	2
9/27/03	*WESTERN KENTUCKY	3	45	15.0	0
10/4/03	*TENNESSEE	2	50	25.0	0
10/11/03	*at Arkansas	4	55	13.8	0
10/18/03	*MISSISSIPPI STATE	2	37	18.5	0

#92 DeMarco McNeil

NG • 6-2 • 291 • Senior • Prichard, Ala.

2003: Preseason All-SEC selection ...Forced a fumble on Mississippi State's quarterback which led to an Auburn score in the third quarter and totaled three tackles including two for loss (-10)... Named the Coaches' Co-Defensive Player of the Week for his performance against MSU ... Finished with a sack for a 14-yard loss, three tackles and broke up a pass against Arkansas ... Helped hold the SEC's leading rusher, Cedric Cobbs, to 78 yards, 63 yards lower than his per-game average ... Forced a fumble, recovered a fumble and had two tackles against Tennessee ... Led the team with eight tackles including a sack (-3) against Vanderbilt ... Led the team with eight tackles including a tackle for loss, recovered a fumble and broke up a pass against Georgia Tech ... Finished with five tackles including one for loss (-6) against USC ... Totaled 21 tackles in the first three games which were his most in a three game stretch since totaling 21 against Georgia, Alabama and Florida as a freshman ... Has started 24 consecutive games and 41 of 45 games in his career on the defensive line ... Third on the team with 30 tackles this season and tied for second with four quarterback hurries ...Tied for second on the team with three sacks for a loss of 24 yards and six tackles for loss (-35) ...Has 31 tackles for loss (-123) in his career ... One of the leaders of Auburn's defense which is only allowing 12.4 points per game which ranks fourth nationally and 277.71 yards per game which is eighth nationally.

McNeil's Career Defensive Stats

YEAR	G/GS	TT	UT	AT	TFL-YDS	QBS-YDS	FF/FR	PD	I/YDS
2000	13/13	67	51	16	13-41	5-23	1/2	4	0-0
2001	12/8	33	18	15	4-14	1-10	0/1	2	1-0
2002	13/13	39	17	22	8-33	1-6	2/0	2	1-1
2003	7/7	30	12	18	6-35	3-24	2/2	2	0-0
Totals	44/41	169	98	71	31-123	10-63	5/5	10	2-1

DATE	OPPONENT	TT	UT	AT	TFL-YDS	QBS-YDS
8/30/03	*USC	5	3	2	1-6	0-0
9/6/03	*at Georgia Tech	8	2	6	1-2	0-0
9/13/03	*at Vanderbilt	8	3	5	1-3	1-3
9/27/03	*WESTERN KENTUCKY	1	0	1	0-0	0-0
10/4/03	*TENNESSEE	2	0	2	0-0	0-0
10/11/03	*at Arkansas	3	2	1	1-14	1-14
10/18/03	*MISSISSIPPI STATE	3	2	1	2-10	1-7

#73 Marcus McNeill

OT • 6-9 • 322 • Sophomore • Decatur, Ga.

2003: Started five games at tackle ...Helped open holes for Carnell Williams to rush for 150 and 185 yards in consecutive games against Arkansas and Tennessee ... Posted a 95 percent on assignments against Arkansas ... Finished with an 89 percent on assignments against Tennessee and helped pave the way for 421 yards of offense ... Held out of the Mississippi State and Western Kentucky game ... Finished with an overall grade of 97 percent against Vanderbilt ... Posted highest grade of starters with an 88 percent against USC ... Has started 11 games in his career at tackle.

2003 AUBURN FOOTBALL PLAYER BIOS

#9 Anthony Mix

WR • 6-5 • 230 • Sophomore • Bay Minette, Ala.

2003: Named the Coaches' Co-Special Teams Player of the Week for his performance against Mississippi State ... Had two catches for 13 yards against Arkansas and two for 24 yards against Tennessee ... Moved from tight end to wide receiver prior to the Western Kentucky game and finished with a career-high five catches for 40 yards ... Finished with two catches for 30 yards against Vanderbilt ... Started against Georgia Tech ... Since moving from tight end to wide receiver, has caught nine passes ... Tied for third on the team with 11 catches.

Mix's Career Receiving Stats

YEAR	G/GS	NO	YDS	AVG	TD	LP/OPPONENT
2002	13/1	13	193	14.8	1	46/Alabama
2003	7/2	11	107	9.7	0	24/Vanderbilt
Totals	20/3	24	300	12.5	1	46/Alabama

DATE	OPPONENT	REC	YDS	AVG	TD
8/30/03	USC	0	0	0.0	0
9/6/03	* at Georgia Tech	0	0	0.0	0
9/13/03	at Vanderbilt	2	30	15.0	0
9/27/03	WESTERN KENTUCKY	5	40	8.0	0
10/4/03	TENNESSEE	2	24	12.0	0
10/11/03	at Arkansas	2	13	6.5	0
10/18/03	* MISSISSIPPI STATE	0	0	0.0	0

#91 Dexter Murphy

DE • 6-2 • 280 • Senior • LaGrange, Ga.

2003: Recovered a fumble in the third quarter which led to an Auburn touchdown against Mississippi State ... Broke up a pass and had a tackle against Arkansas ... One tackle against Georgia Tech and Tennessee.

Murphy's Career Defensive Stats

YEAR	G/GS	TT	UT	AT	TFL-YDS	QBS-YDS	FF/FR	PD	I/YDS
2000	8/0	2	1	1	0-0	0-0	0/0	0	0/0
2001	12/3	5	3	2	0-0	0-0	0/0	0	0-0
2002	13/1	12	6	6	4-12	2-11	1/0	2	0-0
2003	6/0	4	1	3	0-0	0-0	0/1	2	0-0
Totals	39/4	23	11	12	4-12	2-11	1/1	4	0-0

DATE	OPPONENT	TT	UT	AT	TFL-YDS	QBS-YDS
8/30/03	USC					DID NOT PLAY
9/6/03	at Georgia Tech	1	0	1	0-0	0-0
9/13/03	at Vanderbilt	0	0	0	0-0	0-0
9/27/03	WESTERN KENTUCKY	0	0	0	0-0	0-0
10/4/03	TENNESSEE	1	0	1	0-0	0-0
10/11/03	at Arkansas	1	0	1	0-0	0-0
10/18/03	MISSISSIPPI STATE	1	0	0	0-0	0-0

#2 Ben Obomanu

WR • 6-1 • 197 • Sophomore • Selma, Ala.

2003: Started and had one reception for 14 yards against Mississippi State and one catch for 13 yards against Arkansas ... Caught a 29-yard touchdown pass against Tennessee ... Started and caught four passes for 53 yards against USC.

Obomanu's Career Receiving Stats

YEAR	G/GS	NO	YDS	AVG	TD	LP/OPPONENT
2002	13/1	17	224	13.2	3	45/Mississippi State
2003	7/5	9	115	12.8	1	29/Tennessee
Totals	20/6	26	339	13.0	4	45/Mississippi State

DATE	OPPONENT	REC	YDS	AVG	TD
8/30/03	* USC	4	53	13.2	0
9/6/03	* at Georgia Tech	2	6	3.0	0
9/13/03	* at Vanderbilt	0	0	0.0	0
9/27/03	WESTERN KENTUCKY	0	0	0.0	0
10/4/03	TENNESSEE	1	29	29.0	1
10/11/03	* at Arkansas	1	13	13.0	0
10/18/03	* MISSISSIPPI STATE	1	14	14.0	0

#69 Mark Pera

OT • 6-6 • 312 • Senior • Memphis, Tenn.

2003: Started at tackle in all seven games ... Had a 102 percent on assignments and an overall grade of 93 percent against Mississippi State as Auburn accumulated 553 yards of offense including 419 yards on the ground ... Part of the offensive line that was named the Coaches' Offensive Players of the Week for their performance against Mississippi State ... Helped open holes for Carnell Williams to rush for 150 or more yards in three consecutive games ... Posted a 95 percent on assignments against Arkansas ... Posted the highest grade on the offensive line with an overall 98 percent including three pancakes and five rodeo blocks and helped pave the way for 421 yards of offense against Tennessee ... Named the Coaches' Co-Offensive Player of the Week for his performance against Tennessee ... Finished with a 100 percent grade on assignments on 39 plays against Western Kentucky ... Posted a 99 percent grade on assignments with six rodeo blocks against Vanderbilt ... Has started 21 games at tackle for Auburn.

#83 Jay Ratliff

DE • 6-5 • 272 • Junior • Valdosta, Ga.

2003: Returned to action for the first time in five games against Mississippi State ... Finished with two tackles and a quarterback hurry against USC ... Left the Georgia Tech game in the first half with an ankle injury.

Ratliff's Career Defensive Stats

YEAR	G/GS	TT	UT	AT	TFL-YDS	QBS-YDS	FF/FR	PD	I/YDS
2002	12/8	37	16	21	10-35	1-9	2/0	0	0-0
2003	3/0	2	2	0	0-0	0-0	0/0	1	0-0
Totals	15/8	39	18	21	10-35	1-9	2/0	1	0-0

DATE	OPPONENT	TT	UT	AT	TFL-YDS	QBS-YDS
8/30/03	USC	2	2	0	0-0	0-0
9/6/03	at Georgia Tech	0	0	0	0-0	0-0
9/13/03	at Vanderbilt				DID NOT PLAY	DID NOT PLAY
9/27/03	WESTERN KENTUCKY				DID NOT PLAY	DID NOT PLAY
10/4/03	TENNESSEE				DID NOT PLAY	DID NOT PLAY
10/11/03	at Arkansas				DID NOT PLAY	DID NOT PLAY
10/18/03	MISSISSIPPI STATE	0	0	0	0-0	0-0

#66 Troy Reddick

OG • 6-5 • 306 • Sophomore • Albany, Ga.

2003: Started at guard in all seven games ... Had a 102 percent on assignments and an overall grade of 95 percent against Mississippi State as Auburn accumulated 553 yards of offense

2003 AUBURN FOOTBALL PLAYER BIOS

including 419 yards on the ground ...Part of the offensive line that was named the Coaches' Offensive Players of the Week for their performance against Mississippi State ... Helped open holes for Carnell Williams to rush for 150 or more yards in three consecutive games ...Posted a 95 percent on assignments against Arkansas ... Finished with a 99 percent on assignments with two pancakes and five rodeo blocks against Tennessee and helped pave the way for 421 yards of offense ...Finished with a 97 percent grade on assignments on 39 plays against Western Kentucky ... Posted a 97 percent grade and three pancakes against Vanderbilt ... Has started 11 games at Auburn.

#14 Carlos Rogers

DB • 6-1 • 194 • Junior • Augusta, Ga.

2003: Had a tackle for loss against Mississippi State ... Held out of the Arkansas game after sustaining a hand injury against Tennessee ... Made a diving interception on Tennessee's last drive to help Auburn preserve a win and had four tackles and two broken up passes against the Vols ...Named the Coaches' Defensive Player of the Week for his performance against Tennessee ... Had two tackles and a broken up pass against Vanderbilt and two tackles against Georgia Tech ...Finished with five tackles and one broken up pass against USC ... Tied for the team lead with four broken up passes.

Rogers' Career Defensive Stats

YEAR	G/GS	TT	UT	AT	TFL-YDS	QBS-YDS	FF/FR	PD	INT-YDS
2001	12/10	58	46	12	0-0	0-0	0/1	12	0-0
2002	13/9	48	34	14	2-2	0-0	0/0	9	4-48
2003	6/6	14	9	5	0-0	0-0	0/0	4	1-0
Totals	31/25	120	89	31	2-2	0-0	0/1	25	5-48

DATE	OPPONENT	TT	UT	AT	PD	INT-YDS
8/30/03	*USC	5	2	3	1	0-0
9/6/03	*at Georgia Tech	2	2	0	0	0-0
9/13/03	*at Vanderbilt	2	1	1	1	0-0
9/27/03	*WESTERN KENTUCKY	0	0	0	0	0-0
10/4/03	*TENNESSEE	4	3	1	2	1-0
10/11/03	at Arkansas	DID NOT PLAY				
10/18/03	*MISSISSIPPI STATE	1	1	0	0	0-0

#4 Junior Rosegreen

DB • 6-0 • 189 • Junior • Ft. Lauderdale, Fla.

2003: Finished with three tackles after starting at corner against Mississippi State ... Played corner and broke up two passes in the end zone, recovered a fumble on the Auburn eight-yard line in the fourth quarter and finished with two tackles against Arkansas ... Had two tackles and a broken up pass against Tennessee ... Started at safety and registered two tackles against Western Kentucky ... Started at corner in five games and safety in two ... Totaled three tackles against Vanderbilt and three tackles and a broken up pass against Georgia Tech ... Started at corner against USC and finished with six tackles ... Fifth on the team with 21 tackles ... Tied for the team lead with four broken up passes.

Rosegreen's Career Defensive Stats

YEAR	G/GS	TT	UT	AT	TFL-YDS	QBS-YDS	FF/FR	PD	INT-YDS
2001	12/1	24	16	8	0-0	0-0	0/0	2	0-0
2002	13/13	63	20	43	4-15	1-7	1/0	5	2-0
2003	7/7	21	13	8	0-0	0-0	0/1	4	0-0
Totals	32/21	108	49	59	4-15	1-7	1/1	11	2-0

DATE	OPPONENT	TT	UT	AT	PD	INT-YDS
8/30/03	*USC	6	3	3	0	0-0
9/6/03	*at Georgia Tech	3	2	1	1	0-0
9/13/03	*at Vanderbilt	3	2	1	0	0-0
9/27/03	*WESTERN KENTUCKY	2	0	2	0	0-0
10/4/03	*TENNESSEE	2	2	0	1	0-0
10/11/03	*at Arkansas	2	1	1	2	0-0
10/18/03	*MISSISSIPPI STATE	3	3	0	0	0-0

#74/80 Steven Ross

OT/TE • 6-6 • 270 • Sophomore • Nashville, Tenn.

2003: Has played both tight end and tackle this season ... Had a 98 percent on assignments in a start against Mississippi State as Auburn accumulated 553 yards of offense including 419 yards on the ground ...Part of the offensive line that was named the Coaches' Offensive Players of the Week for their performance against Mississippi State ... Caught an eight-yard pass against Western Kentucky ... Played nine plays against Vanderbilt and posted a 111 percent overall grade at tackle ... Has played in all seven games this season.

#40 Kevin Sears

LB • 6-4 • 232 • Freshman • Russellville, Ala.

2003: Part of the playing rotation at linebacker ...Finished with two tackles and two quarterback hurries against Mississippi State ... Totaled two tackles against Arkansas ... Had three tackles against Vanderbilt and Western Kentucky.

Sears' Career Defensive Stats

YEAR	G/GS	TT	UT	AT	TFL-YDS	QBS-YDS	FF/FR	PD	INT-YDS
2003	6/0	10	3	7	0-0	0-0	0/0	0	0-0

DATE	OPPONENT	TT	UT	AT	TFL-YDS	QBS-YDS
8/30/03	USC	0	0	0	0-0	0-0
9/6/03	at Georgia Tech	DID NOT PLAY				
9/13/03	at Vanderbilt	3	2	1	0-0	0-0
9/27/03	WESTERN KENTUCKY	3	1	2	0-0	0-0
10/4/03	TENNESSEE	0	0	0	0-0	0-0
10/11/03	at Arkansas	2	0	2	0-0	0-0
10/18/03	MISSISSIPPI STATE	2	0	2	0-0	0-0

#44 Jake Slaughter

FB • 6-2 • 235 • Sophomore • Brentwood, Tenn.

2003: Auburn's backup fullback ... Gained eight yards on two carries against Mississippi State ... Rushed once for seven yards against Georgia Tech ... Caught a 13-yard pass against Vanderbilt.

2003 AUBURN FOOTBALL PLAYER BIOS

Slaughter's Career Rushing Stats

YEAR	G/GS	NO	YDS	AVG	TD	LP/OPPONENT
2002	4/0	0	0	0.0	0	--
2003	7/0	5	17	3.4	0	7/Georgia Tech
Totals	11/0	5	17	3.4	0	7/Georgia Tech

DATE	OPPONENT	ATT	YDS	Avg.	TD	TD Runs
8/30/03	USC	0	0	0.0	0	--
9/6/03	at Georgia Tech	1	7	7.0	0	--
9/13/03	at Vanderbilt	0	0	0.0	0	--
9/27/03	W. KENTUCKY	1	3	3.0	0	--
10/4/03	TENNESSEE	0	0	0.0	0	--
10/11/03	at Arkansas	1	-1.0	-1.0	0	--
10/18/03	MISSISSIPPI STATE	2	8	4.0	0	--

#22 Tre Smith

RB • 5-10 • 200 • Sophomore • Venice, Fla.

2003: Had a career-long punt return of 37 yards, and gained 62 yards on six returns and rushed five times for 20 yards against Mississippi State ... Scored two touchdowns on two one-yard leaps and finished with 30 yards against Western Kentucky ... Scored two touchdowns on a one-yard leap and a 10-yard run and had a career-long punt return of 33 yards against Vanderbilt ... Returned three punts for 32 yards against Georgia Tech ... Returned two punts for 14 yards and four kickoffs for 76 yards against USC ... Second on the team with four touchdowns on the season.

Smith's Career Rushing Stats

YEAR	G/GS	NO	YDS	AVG	TD	LP/OPPONENT
2002	13/3	79	454	5.7	3	51/Alabama
2003	7/0	23	73	3.2	4	13/Mississippi State
Totals	20/3	102	527	5.2	7	51/Alabama

DATE	OPPONENT	ATT	YDS	Avg.	TD	TD Runs
8/30/03	USC	0	0	0.0	0	--
9/6/03	at Georgia Tech	1	-3	-3.0	0	--
9/13/03	at Vanderbilt	4	16	4.0	2	1, 10
9/27/03	W. KENTUCKY	11	30	2.7	2	1, 1
10/4/03	TENNESSEE	2	10	5.0	0	--
10/11/03	at Arkansas	0	0	0.0	0	--
10/18/03	MISSISSIPPI STATE	5	20	4.0	0	--

Smith's Career Receiving Stats

YEAR	G/GS	NO	YDS	AVG	TD	LP/OPPONENT
2002	13/3	7	101	14.4	1	40/Louisiana-Monroe
2003	7/0	5	22	4.4	0	10/Western Kentucky
Totals	20/3	12	123	10.3	1	40/Louisiana-Monroe

Smith's Career Kick Return Stats

YEAR	G	NO	YDS	AVG	TD	LP/OPPONENT
2002	13	10	140	14.0	0	20/USC
2003	7	8	138	17.2	0	23/USC
Totals	20	18	278	15.4	0	23/USC

Smith's Career Punt Return Stats

YEAR	G	NO	YDS	AVG	TD	LP/OPPONENT
2002	13	6	61	10.2	0	15/Louisiana-Monroe
2003	7	27	256	9.5	0	37/Mississippi State
Totals	20	33	317	9.6	0	37/Mississippi State

#57 Mayo Sowell

LB • 6-2 • 226 • Junior • Birmingham, Ala.

2003: Finished with three tackles against Mississippi State ... Registered two tackles against Western Kentucky ... Totaled four tackles and a broken up pass against Vanderbilt ... Finished with two tackles from linebacker position against USC.

Sowell's Career Defensive Stats

YEAR	G/GS	TT	UT	AT	TFL-YDS	QBS-YDS	FF/FR	PD	INT-YDS
2001	11/3	29	15	14	1-1	0-0	0/0	2	1-7
2002	11/3	16	2	14	1-1	0-0	2/0	0	0-0
2003	7/0	11	3	8	0-0	0-0	0/0	1	0-0
Totals	29/6	56	20	36	2-2	0-0	2/0	3	1-7

DATE	OPPONENT	TT	UT	AT	TFL-YDS	QBS-YDS
8/30/03	USC	2	1	1	0-0	0-0
9/6/03	at Georgia Tech	0	0	0	0-0	0-0
9/13/03	at Vanderbilt	4	0	4	0-0	0-0
9/27/03	WESTERN KENTUCKY	2	0	2	0-0	0-0
10/4/03	TENNESSEE	0	0	0	0-0	0-0
10/11/03	at Arkansas	0	0	0	0-0	0-0
10/18/03	MISSISSIPPI STATE	3	2	1	0-0	0-0

#13 Josh Sullivan

QB • 6-4 • 208 • Redshirt Freshman • Little Rock, Ark.

2003: Completed 10-of-13 passes for 109 yards against Western Kentucky ... In first action of season, completed 5-of-7 passes for 44 yards against Vanderbilt ... Has completed 71.4 percent (15-of-21) of his pass attempts on the season.

Sullivan's Career Passing Stats

YEAR	G/GS	CMP	ATT	PCT	YDS	INT	TD	LP/OPPONENT
2003	3/0	15	21	.714	153	1	0	20/W. Kentucky

DATE	OPPONENT	CMP	ATT	YDS	INT	TD
8/30/03	USC					DID NOT PLAY
9/6/03	at Georgia Tech					DID NOT PLAY
9/13/03	at Vanderbilt	5	7	44	0	0
9/27/03	WESTERN KENTUCKY	10	13	109	0	0
10/4/03	TENNESSEE					DID NOT PLAY
10/11/03	at Arkansas					DID NOT PLAY
10/18/03	MISSISSIPPI STATE	0	1	0	1	0

#86 Courtney Taylor

WR • 6-2 • 194 • Redshirt Freshman • Carrollton, Ala.

2003: Has caught at least one pass in every game this season ... Caught two passes for 34 yards against Mississippi State ... Finished with three catches for 34 yards against Vanderbilt and had one catch for 10 yards against Western Kentucky... Led Auburn with eight catches for 73 yards against Georgia Tech ... Started and caught four passes for 43 yards against USC ... Tied for the team lead with 20 catches ... Tied for the most catches (12) ever by a wide receiver in the first two games of a season ... Had more catches in the first three games (15) than all but four players had in the entire season in 2002.

2003 AUBURN FOOTBALL PLAYER BIOS

Taylor's Career Receiving Stats

YEAR	G/GS	NO	YDS	AVG	TD	LP/OPPONENT
2003	7/5	20	204	10.2	0	20/Georgia Tech

DATE	OPPONENT	REC	YDS	AVG	TD
8/30/03	* USC	4	43	10.8	0
9/6/03	at Georgia Tech	8	73	9.1	0
9/13/03	* at Vanderbilt	3	34	11.3	0
9/27/03	* WESTERN KENTUCKY	1	10	10.0	0
10/4/03	* TENNESSEE	1	5	5.0	0
10/11/03	at Arkansas	1	5	5.0	0
10/18/03	* MISSISSIPPI STATE	2	34	17.0	0

#54 Dontarrious Thomas

LB • 6-4 • 241 • Senior • Perry, Ga.

2003: Preseason All-SEC selection ... Named to the Butkus Award Watch List ... Finished with two tackles for loss and a broken up pass against Mississippi State ... Totaled 10 tackles and a quarterback hurry against Arkansas ... Helped hold the SEC's leading rusher, Cedric Cobbs, to just 78 yards, 63 yards below his per-game average ... Tied for team-high honors with eight tackles including one for loss (-3) and broke up a pass against Tennessee ... In limited action, finished with a tackle for loss (-2) and two quarterback hurries against Western Kentucky ... Totaled five tackles, a tackle for loss and a broken up pass against Vanderbilt ... Finished with five tackles and forced a fumble against Georgia Tech ... Led the team with 10 tackles including one for loss against USC ... Has had 12 double digit tackle games in his career ... Second on the team with 41 tackles ... Tied for second on the team with six tackles for loss ... Ranked sixth in the career records with 167 assists ... Needs only seven more tackles to move into the Auburn career top ten in total tackles ... One of the leaders of Auburn's defense which is only allowing 12.4 points per game which ranks fourth nationally and 277.71 yards per game which is eighth nationally.

Thomas' Career Defensive Stats

YEAR	G/GS	TT	UT	AT	TFL-YDS	QBS-YDS	FF/FR	PD	INT-YDS
2000	13/3	62	37	25	4-14	1-9	0/0	5	0-0
2001	12/10	122	60	62	9-25	1.5-9	0/0	2	1-33
2002	12/11	92	35	57	11-33	3-20	0/2	3	0-0
2003	7/7	41	18	23	6-12	0-0	1/0	3	0-0
Totals	44/31	317	150	167	30-84	5.5-38	1/2	13	1-33

DATE	OPPONENT	TT	UT	AT	TFL-YDS	QBS-YDS
8/30/03	* USC	10	2	8	1-1	0-0
9/6/03	* at Georgia Tech	5	2	3	0-0	0-0
9/13/03	* at Vanderbilt	5	1	4	1-1	0-0
9/27/03	* WESTERN KENTUCKY	1	1	0	1-2	0-0
10/4/03	* TENNESSEE	8	5	3	1-3	0-0
10/11/03	* at Arkansas	10	6	4	0-0	0-0
10/18/03	* MISSISSIPPI STATE	2	1	1	2-5	0-0

#82 Reggie Torbor

DE • 6-3 • 246 • Senior • Baton Rouge, La.

2003: Finished with four tackles including three for loss, a sack and four quarterback hurries against Mississippi State ... Named the Coaches' Co-Defensive Player of the Week for his performance against MSU ... Totaled five tackles and a quarterback hurry against Arkansas ... Helped hold the SEC's leading rusher, Cedric Cobbs, to just 78 yards, 63 yards below his per-game average ...

Finished with a tackle a loss and four quarterback hurries against Tennessee ... Forced two fumbles on Vanderbilt's quarterback including one where he stripped the ball and recovered it on the Commodore 18-yard line ... Became the first player in the Tuberville era to force two fumbles in one game ... Also had six tackles and a sack against Vanderbilt en route to being named the Coaches' Defensive Player of the Week ... Finished with two tackles against USC and one against Georgia Tech ... Leads Auburn with 11 quarterback hurries ... One of the leaders of Auburn's defense which is only allowing 12.4 points per game which ranks fourth nationally and 277.71 yards per game which is eighth nationally.

Torbor's Career Defensive Stats

YEAR	G/GS	TT	UT	AT	TFL-YDS	QBS-YDS	FF/FR	PD	INT-YDS
2000	13/11	26	17	9	5-21	3-15	0/1	4	0-0
2001	12/0	30	26	4	5-32	2.5-29	0/0	2	0-0
2002	10/9	26	9	17	8-31	3.5-20	1/1	4	0-0
2003	7/7	19	6	13	5-15	2-9	2/1	0	0-0
Totals	42/27	101	58	43	23-99	11-73	3/3	10	0-0

DATE	OPPONENT	TT	UT	AT	TFL-YDS	QBS-YDS
8/30/03	* USC	2	0	2	0-0	0-0
9/6/03	* at Georgia Tech	1	1	0	0-0	0-0
9/13/03	* at Vanderbilt	6	2	4	1-7	1-7
9/27/03	* WESTERN KENTUCKY	0	0	0	0-0	0-0
10/4/03	* TENNESSEE	1	0	1	1-0	0-0
10/11/03	* at Arkansas	5	1	4	0-0	0-0
10/19/03	* MISSISSIPPI STATE	4	2	2	3-8	1-2

#37 John Vaughn

K • 6-1 • 171 • Freshman • Brentwood, Tenn.

2003: Made a 34-yard field goal against Arkansas ... Connected on a 22-yard field goal against Western Kentucky ... Made a 21-yard field goal and all six extra-point attempts against Vanderbilt ... Connected on his first attempt, a 22-yarder against Georgia Tech ... Made all 19 extra-point attempts.

Vaughn's Career Kicking Stats

YEAR	FG-A	0-19	20-29	30-39	40-49	50+	PAT	Pts
2003	4-8	0-0	3-4	1-3	0-1	0-0	19-19	31

#8 Cooper Wallace

TE • 6-4 • 252 • Sophomore • Nashville, Tenn.

2003: Started six of seven games ... One catch for 12 yards against Western Kentucky and one catch for 20 yards against Vanderbilt ... Started and made catch between two defenders of 30 yards over the middle against Georgia Tech.

Wallace's Career Receiving Stats

YEAR	G/GS	NO	YDS	AVG	TD	LP/OPPONENT
2002	13/1	8	123	15.4	2	50/Florida
2003	7/6	4	71	17.8	0	30/Georgia Tech
Totals	20/7	12	194	16.2	2	50/Florida

DATE	OPPONENT	REC	YDS	AVG	TD
8/30/03	* USC	0	0	0.0	0
9/6/03	* at Georgia Tech	1	30	30.0	0

2003 AUBURN FOOTBALL PLAYER BIOS

9/13/03	* at Vanderbilt	1	20	20.0	0
9/27/03	* WESTERN KENTUCKY	1	12	12.0	0
10/4/03	* TENNESSEE	1	9	9.0	0
10/11/03	* at Arkansas	0	0	0.0	0
10/18/03	MISSISSIPPI STATE	0	0	0.0	0

#59 Jeremy Wells

DS • 6-1 • 242 • Senior • Mobile, Ala.

2003: Auburn's deep snapper.

#31 Antarrrious Williams

LB • 5-11 • 208 • Sophomore • Columbus, Ga.

2003: Forced a fumble against Tennessee which was recovered by Auburn and led to a touchdown ... Finished with two tackles against Western Kentucky ... Held out of the Vanderbilt game ... Finished with one tackle against Arkansas and USC.

A. Williams' Career Defensive Stats

YEAR	G/GS	TT	UT	AT	TFL-YDS	QBS-YDS	FF/FR	PD	INT-YDS
2002	10/2	13	4	9	1-2	0-0	0/1	1	0-0
2003	6/0	4	2	2	0-0	0-0	1/0	0	0-0
Totals	16/2	17	6	11	1-2	0-0	1/1	1	0-0

DATE	OPPONENT	TT	UT	AT	TFL-YDS	QBS-YDS
8/30/03	USC	1	0	0	0-0	0-0
9/6/03	at Georgia Tech	0	0	0	0-0	0-0
9/13/03	at Vanderbilt	DID NOT PLAY				
9/27/03	WESTERN KENTUCKY	1	1	0	0-0	0-0
10/4/03	TENNESSEE	0	0	0	0-0	0-0
10/11/03	at Arkansas	1	0	1	0-0	0-0
10/18/03	MISSISSIPPI STATE	0	0	0	0-0	0-0

#24 Carnell Williams

RB • 5-11 • 204 • Junior • Attalla, Ala.

2003: Preseason All-SEC selection ... Doak Walker Award pre-season candidate ... Set a school record, eclipsing a 25-year old record with six touchdowns against Mississippi State on runs of 72, 3, 22, 17, 2 and 6 yards ... Became only the third player in SEC history to score six touchdowns in a single game ... Rushed for 161 yards on 15 carries (10.7 avg.) against MSU ... First touchdown, a 72-yard run was a career-long and the 26th longest in school history ... Rushed for 150 or more yards for the third consecutive game, joining Bo Jackson (1985), as the only other Auburn player to accomplish the feat ... Scored a rushing touchdown for the fifth straight game ... Gained 150 yards on 35 carries and scored Auburn's only touchdown on a six-yard run against Arkansas ... Accounted for 55 percent of Auburn's yards in the Arkansas game ... Named the SEC and Coaches' Offensive Player of the Week for his performance against Arkansas ... Became the first Auburn player since 1994 to earn back-to-back SEC Player of the Week awards ... Rushed for 150 or more yards in consecutive games for the second time in his career (177 at Arkansas and 167 at Georgia in 2001) ... Totaled 71 carries against Arkansas and Tennessee, the largest number in Auburn history in consecutive games ... Rushed for 185 yards on 36 carries (5.1 avg.) and scored a touchdown on a one-yard run against Tennessee ... 36 carries tied for the seventh-most in a game at Auburn (he holds the top two marks with 41 against Georgia in 2001 and 40 against

Syracuse in 2002) ... Finished with 232 all-purpose yards against the Vols ... Named the SEC and Coaches' Co-Offensive Player of the Week for his performance against Tennessee ... Scored a touchdown on a 29-yard run and finished with 71 yards on eight carries (8.9 avg.) against Western Kentucky ... Scored on a three-yard touchdown run and finished with 69 yards against Vanderbilt ... Finished with 40 yards on 12 carries against USC ... Has rushed for over 100 yards eight times and over 150 yards seven times in his career ... Has scored a touchdown in 15 of 23 games in his career ... Ranked 10th in the Auburn career records with 2,072 yards and fourth with 26 rushing touchdowns ... Averaging 101.9 yards per game and 5.2 yards per carry ... 429 of 713 yards have come after contact ... Has earned five SEC Player of the Week awards in his career.

C. Williams' Career Rushing Stats

YEAR	G/GS	NO	YDS	AVG	TD	LP/OPPONENT
2001	9/2	120	614	5.1	6	55/Arkansas
2002	7/7	141	745	5.3	10	65/Vanderbilt
2003	7/4	138	713	5.2	10	72/Mississippi State
Totals	23/13	399	2072	5.2	26	72/Mississippi State

DATE	OPPONENT	ATT	YDS	Avg.	TD	TD Runs
8/30/03	* USC	12	40	3.3	0	--
9/6/03	* at Georgia Tech	13	37	2.8	0	--
9/13/03	at Vanderbilt	19	69	3.6	1	3
9/27/03	WESTERN KENTUCKY	8	71	8.9	1	29
10/4/03	* TENNESSEE	36	185	5.1	1	1
10/11/03	* at Arkansas	35	150	4.3	1	6
10/18/03	MISSISSIPPI STATE	15	161	10.7	6	72, 3, 22 17, 2, 6

C. Williams' Career Receiving Stats

YEAR	G/GS	NO	YDS	AVG	TD	LP/OPPONENT
2001	9/2	13	140	10.8	0	61/Georgia
2002	7/7	6	30	5.0	0	15/Arkansas
2003	7/4	3	19	6.3	0	10/Tennessee
Totals	23/13	22	189	8.6	0	61/Georgia

C. Williams' Career Kick Return Stats

YEAR	G/GS	NO	YDS	AVG	TD	LP/OPPONENT
2001	9/2	8	190	23.8	0	33/Louisiana Tech
2003	7/4	6	137	22.8	0	32/Georgia Tech
Totals	16/6	14	327	23.4	0	33/Louisiana Tech

#51 Travis Williams

LB • 6-1 • 209 • Sophomore • Columbia, S.C.

2003: Totaled three tackles including two for loss against Mississippi State ... Forced a fumble on Arkansas quarterback Matt Jones on the Auburn eight-yard line in the fourth quarter and totaled six tackles against the Razorbacks ... Helped hold the SEC's leading rusher, Cedric Cobbs, to 78 yards, 63 yards below his per-game average ... Registered four tackles including a tackle for loss against Tennessee ... Held out of the Western Kentucky game ... Totaled four tackles including a tackle for loss (-5) and broke up a pass against Vanderbilt ... Finished with six tackles including one tackle for loss (-1) against Georgia Tech ... Started and had four tackles and two broken up passes against USC ... Fourth on the team with 27 tackles.

2003 AUBURN FOOTBALL PLAYER BIOS

T. Williams' Career Defensive Stats

YEAR	G/GS	TT	UT	AT	TFL-YDS	QBS-YDS	FF/FR	PD	INT-YDS
2002	13/0	9	3	6	1-1	0-0	1/0	0	1-7
2003	6/6	27	12	15	5-11	0-0	1/0	3	0-0
Totals	19/6	36	15	21	6-12	0-0	2/0	3	1-7

DATE	OPPONENT	TT	UT	AT	TFL-YDS	QBS-YDS
8/30/03	* USC	4	1	3	0-0	0-0
9/6/03	* at Georgia Tech	6	2	4	1-1	0-0
9/13/03	* at Vanderbilt	4	2	2	1-5	0-0
9/27/03	WESTERN KENTUCKY	DID NOT PLAY				
10/4/03	* TENNESSEE	4	1	3	1-1	0-0
10/11/03	* at Arkansas	6	3	3	0-0	0-0
10/18/03	* MISSISSIPPI STATE	3	3	0	2-4	0-0

#18 Philip Yost

K • 6-0 • 187 • Junior • Auburn, Ala.

2003: Handles kickoffs and long field goals for Auburn ...Made a 42-yard field goal and all four extra-point attempts against Mississippi State ... Named the Coaches' Co-Special Teams Player of the Week for his performance against MSU ... Tied a school record with a 57-yard field goal against Western Kentucky ... Named the Coaches' Special Teams Player of the Week for his performance against Western Kentucky ... 22 of 33 kickoffs have gone for touchbacks.

Yost's Career Kicking Stats

YEAR	FG-A	0-19	20-29	30-39	40-49	50+	PAT	Pts
2002	1-3	1-1	0-0	0-1	0-1	0-0	7-7	10
2003	2-2	0-0	0-0	0-0	1-1	1-1	4-4	10
Totals	3-5	1-1	0-0	0-1	1-2	1-1	7-7	20

#10 Donnay Young

S • 6-0 • 198 • Junior • College Park, Ga.

2003: Registered three tackles and a broken up pass against Mississippi State ... Tied for the team lead with four tackles against Western Kentucky ... Totaled two stops against Tennessee and Vanderbilt ... Finished with five tackles against USC and three against Georgia Tech.

Young's Career Defensive Stats

YEAR	G/GS	TT	UT	AT	TFL-YDS	QBS-YDS	FF/FR	PD	INT-YDS
2001	12/4	23	17	6	0-0	0-0	1/0	1	0-0
2002	13/0	21	10	11	0-0	0-0	0/0	0	1-9
2003	7/2	19	7	12	0-0	0-0	0/0	1	0-0
Totals	32/6	63	34	29	0-0	0-0	1/0	2	1-9

DATE	OPPONENT	TT	UT	AT	PD	INT-YDS
8/30/03	* USC	5	0	5	0	0-0
9/6/03	* at Georgia Tech	3	0	3	0	0-0
9/13/03	at Vanderbilt	2	2	0	0	0-0
9/27/03	WESTERN KENTUCKY	4	2	2	0	0-0
10/4/03	TENNESSEE	2	1	1	0	0-0
10/11/03	at Arkansas	0	0	0	0	0-0
10/18/03	MISSISSIPPI STATE	3	2	1	1	0-0

AUBURN DEPTH CHART

OFFENSE

FB	45	Brandon Johnson (6-1, 234, Sr.)
	44	Jake Slaughter (6-2, 235, So.)
TB	24	Carnell Williams (5-11, 204, Jr.) --OR--
	23	Ronnie Brown (6-1, 224, Jr.)
	22	Tre Smith (5-10, 200, So.)
	27	Brandon Jacobs (6-4, 257, Jr.)
QB	17	Jason Campbell (6-5, 228, Jr.)
	13	Josh Sullivan (6-4, 208, RFr.)
WR	2	Ben Obomanu (6-1, 197, So.)
	1	Devin Aromashodu (6-2, 205, So.)
LT	69	Mark Pera (6-6, 312, Sr.)
	74	Steven Ross (6-6, 270, So.)
LG	66	Troy Reddick (6-5, 306, So.)
	79	Jonathan Palmer (6-5, 203, RFr.)
C	68	Danny Lindsey (6-3, 299, Jr.)
	67	Jeremy Ingle (6-2, 275, Jr.)
RG	65	Monreko Crittenden (6-5, 332, Sr.)
	71	Jarrood Britt (6-3, 298, Fr.)
RT	73	Marcus McNeill (6-9, 322, So.)
	76	Drew Kirk (6-6, 280, So.)
TE	8	Cooper Wallace (6-4, 252, So.)
	80	Steven Ross (6-6, 270, So.) --OR--
	87	Cole Bennett (6-5, 239, Fr.)
WR	81	Jeris McIntyre (6-0, 198, Sr.)
	86	Courtney Taylor (6-2, 194, RFr.)
WR	9	Anthony Mix (6-5, 230, So.)
	28	Justin Fetsko (5-9, 167, Sr.)

DEFENSE

LE	98	Doug Langenfeld (6-3, 247, Jr.)
	94	Bret Eddins (6-5, 267, Jr.)
NG	92	DeMarco McNeil (6-2, 291, Sr.)
	58	T.J. Jackson (6-1, 304, So.)
DT	53	Spencer Johnson (6-3, 289, Sr.)
	93	Tim Duckworth (6-3, 298, Fr.)
RE	82	Reggie Torbor (6-3, 246, Sr.)
	91	Dexter Murphy (6-2, 280, Sr.)
LB	51	Travis Williams (6-1, 209, So.)
	31	Antarrious Williams (5-11, 208, So.)
LB	54	Dontarrious Thomas (6-4, 241, Sr.)
	57	Mayo Sowell (6-2, 226, Jr.)
LB	11	Karlos Dansby (6-5, 234, Sr.)
	29	Derek Graves (6-1, 216, Jr.)
RS	4	Junior Rosegreen (6-0, 189, Jr.)
	10	Donnay Young (6-0, 198, Jr.)
LS	35	Will Herring (6-4, 210, RFr.)
	21	Karibi Dede (6-1, 200, RFr.)
LC	49	Kevin Hobbs (6-0, 179, So.)
	19	Montavis Pitts (6-3, 190, RFr.)
RC	14	Carlos Rogers (6-1, 194, Jr.)
	26	Lamel Ages (5-9, 187, Jr.)

SPECIAL TEAMS

PK	18	Philip Yost (6-0, 187, Jr.)	H	28	Justin Fetsko (5-9, 167, Sr.)
	37	John Vaughn (6-1, 171, Fr.)		41	Michael Gibson (6-1, 201, RFr.)
P	30	Kody Bliss (5-11, 172, Fr.)	KOR	22	Tre Smith (5-10, 200, So.) --AND--
	41	Michael Gibson (6-1, 201, RFr.)		24	Carnell Williams (5-11, 204, Jr.)
				1	Devin Aromashodu (6-2, 205, So.) --AND--
				2	Ben Obomanu (6-1, 197, So.)
DS	59	Jeremy Wells (6-1, 242, Sr.)	PR	22	Tre Smith (5-10, 200, So.)
	56	Jared Edwards (5-10, 197, Fr.)		24	Carnell Williams (5-11, 204, Jr.)

AUBURN TRAVEL ROSTER - LSU

No	Player	Pos	Ht	Wt	Cl	Hometown	No	Player	Pos	Ht	Wt	Cl	Hometown
1	Devin Aromashodu	WR	6-2	205	So.	Miami, FL	26	Lamel Ages	CB	5-9	187	Jr.	Columbus, GA
2	Ben Obomanu	WR	6-1	197	So.	Selma, AL	61	Thomas Anderson	OG	6-7	320	Jr.	Bessemer, AL
3	Roshard Gilyard	SS	5-10	208	Sr.	Jacksonville, FL	1	Devin Aromashodu	WR	6-2	205	So.	Miami, FL
4	Junior Rosegreen	DB	6-0	189	Jr.	Ft. Lauderdale, FL	87	Cole Bennett	TE	6-5	239	Fr.	Dalton, GA
6	Jamoga Ramsey	WR	5-10	159	RFr.	Delray Beach, FL	30	Kody Bliss	P	5-11	172	Fr.	Brentwood, TN
8	Cooper Wallace	TE	6-4	252	So.	Nashville, TN	71	Jarrod Britt	OG	6-3	298	Fr.	Powder Springs, GA
9	Anthony Mix	TE	6-5	230	So.	Bay Minette, AL	23	Ronnie Brown	RB	6-1	224	Jr.	Cartersville, GA
10	Donnay Young	SS	6-0	198	Jr.	College Park, GA	17	Jason Campbell	QB	6-5	228	Jr.	Taylorsville, MS
11	Karlos Dansby	LB	6-5	235	Sr.	Birmingham, AL	65	Monreko Crittenden	OG	6-5	332	Sr.	Montgomery, AL
13	Josh Sullivan	QB	6-4	208	RFr.	Little Rock, AR	85	Silas Daniels	WR	6-0	188	Jr.	Jacksonville, FL
14	Carlos Rogers	DB	6-1	194	Jr.	Augusta, GA	11	Karlos Dansby	LB	6-5	235	Sr.	Birmingham, AL
15	Wesley Hill	QB	6-3	217	RFr.	Cordele, GA	21	Karibi Dede	FS	6-1	200	RFr.	Woodbridge, VA
17	Jason Campbell	QB	6-5	228	Jr.	Taylorsville, MS	95	Kyle Derozan	DE	6-3	248	RFr.	Morganza, LA
18	Philip Yost	K	6-0	187	Jr.	Auburn, AL	96	Wayne Dickens	NG	6-1	284	So.	Lakeland, FL
19	Montavis Pitts	DB	6-3	190	RFr.	Loachapoka, AL	93	Tim Duckworth	DT	6-3	298	Fr.	Taylorsville, MS
21	Karibi Dede	FS	6-1	200	RFr.	Woodbridge, VA	94	Bret Eddins	DE	6-5	267	Jr.	Montgomery, AL
22	Tre Smith	RB	5-10	200	So.	Venice, FL	56	Jared Edwards	DS	5-10	197	Fr.	Collinsville, AL
23	Ronnie Brown	RB	6-1	224	Jr.	Cartersville, GA	28	Justin Fetsko	WR	5-9	167	Sr.	Pensacola, FL
24	Carnell Williams	RB	5-11	204	Jr.	Attalla, AL	41	Michael Gibson	P	6-1	201	RFr.	Mooreville, MS
26	Lamel Ages	CB	5-9	187	Jr.	Columbus, GA	3	Roshard Gilyard	SS	5-10	208	Sr.	Jacksonville, FL
27	Brandon Jacobs	RB	6-4	257	Jr.	Napoleanville, LA	29	Derrick Graves	LB	6-1	216	Jr.	Holt, AL
28	Justin Fetsko	WR	5-9	167	Sr.	Pensacola, FL	84	Ben Grubbs	TE	6-3	283	RFr.	Eclectic, AL
29	Derrick Graves	LB	6-1	216	Jr.	Holt, AL	48	Marques Gunn	DE	6-4	206	Fr.	Alexander City, AL
30	Kody Bliss	P	5-11	172	Fr.	Brentwood, TN	35	Will Herring	FS	6-4	210	RFr.	Opelika, AL
31	Antarrius Williams	LB	5-11	208	So.	Columbus, GA	15	Wesley Hill	QB	6-3	217	RFr.	Cordele, GA
35	Will Herring	FS	6-4	210	RFr.	Opelika, AL	49	Kevin Hobbs	DB	6-0	179	Jr.	Tampa, FL
36	Gerald Williams	DB	5-9	186	So.	Columbus, GA	42	Bret Holliman	FS	5-10	183	Jr.	Marion Jct., AL
37	John Vaughn	K	6-1	171	Fr.	Brentwood, TN	67	Jeremy Ingle	C	6-2	275	Jr.	Montgomery, AL
39	Andrew Letts	FS	6-1	192	So.	Hinsdale, IL	58	TJ Jackson	NG	6-1	304	So.	Opelika, AL
40	Kevin Sears	LB	6-4	232	Fr.	Russellville, AL	27	Brandon Jacobs	RB	6-4	257	Jr.	Napoleanville, LA
41	Michael Gibson	P	6-1	201	RFr.	Mooreville, MS	45	Brandon Johnson	FB	6-1	234	Sr.	Bayou La Batre, AL
42	Bret Holliman	FS	5-10	183	Jr.	Marion Jct., AL	53	Spencer Johnson	DT	6-3	289	Sr.	Silas, AL
44	Jake Slaughter	FB	6-2	235	So.	Brentwood, TN	76	Drew Kirk	OT	6-6	280	So.	Greenville, GA
45	Brandon Johnson	FB	6-1	234	Sr.	Bayou La Batre, AL	98	Doug Langenfeld	DE	6-3	247	Jr.	Moncks Corner, SC
48	Marques Gunn	DE	6-4	206	Fr.	Alexander City, AL	39	Andrew Letts	FS	6-1	192	So.	Hinsdale, IL
49	Kevin Hobbs	DB	6-0	179	Jr.	Tampa, FL	68	Danny Lindsey	C	6-3	299	Jr.	Douglas, GA
51	Travis Williams	LB	6-1	209	So.	Columbia, SC	81	Jeris McIntyre	WR	6-0	198	Sr.	Tampa, FL
53	Spencer Johnson	DT	6-3	289	Sr.	Silas, AL	92	DeMarco McNeil	NG	6-2	291	Sr.	Pritchard, AL
54	Dontarrius Thomas	LB	6-4	241	Sr.	Perry, GA	73	Marcus McNeill	OT	6-9	322	So.	Decatur, GA
56	Jared Edwards	DS	5-10	197	Fr.	Collinsville, AL	9	Anthony Mix	TE	6-5	230	So.	Bay Minette, AL
57	Mayo Sowell	LB	6-2	226	Jr.	Birmingham, AL	91	Dexter Murphy	DT	6-2	280	Sr.	LaGrange, GA
58	TJ Jackson	NG	6-1	304	So.	Opelika, AL	2	Ben Obomanu	WR	6-1	197	So.	Selma, AL
59	Jeremy Wells	DS	6-1	242	Sr.	Mobile, AL	79	Jonathan Palmer	OT	6-5	302	RFr.	Decatur, GA
61	Thomas Anderson	OG	6-7	320	Jr.	Bessemer, AL	69	Mark Pera	OT	6-6	312	Sr.	Memphis, TN
63	William Ward	C	6-2	270	RFr.	Prattville, AL	19	Montavis Pitts	DB	6-3	190	RFr.	Loachapoka, AL
65	Monreko Crittenden	OG	6-5	332	Sr.	Montgomery, AL	6	Jamoga Ramsey	WR	5-10	159	RFr.	Delray Beach, FL
66	Troy Reddick	OG	6-5	306	So.	Albany, GA	83	Jay Ratliff	DE	6-5	272	Jr.	Valdosta, GA
67	Jeremy Ingle	C	6-2	275	Jr.	Montgomery, AL	66	Troy Reddick	OG	6-5	306	So.	Albany, GA
68	Danny Lindsey	C	6-3	299	Jr.	Douglas, GA	14	Carlos Rogers	DB	6-1	194	Jr.	Augusta, GA
69	Mark Pera	OT	6-6	312	Sr.	Memphis, TN	4	Junior Rosegreen	DB	6-0	189	Jr.	Ft. Lauderdale, FL
71	Jarrod Britt	OG	6-3	298	Fr.	Powder Springs, GA	80	Steven Ross	OT	6-6	270	So.	Nashville, TN
73	Marcus McNeill	OT	6-9	322	So.	Decatur, GA	40	Kevin Sears	LB	6-4	232	Fr.	Russellville, AL
74	Steven Ross	OT	6-6	270	So.	Nashville, TN	44	Jake Slaughter	FB	6-2	235	So.	Brentwood, TN
76	Drew Kirk	OT	6-6	280	So.	Greenville, GA	22	Tre Smith	RB	5-10	200	So.	Venice, FL
78	Rich Trucks	OT	6-8	288	Jr.	Hoover, AL	57	Mayo Sowell	LB	6-2	226	Jr.	Birmingham, AL
79	Jonathan Palmer	OT	6-5	302	RFr.	Decatur, GA	13	Josh Sullivan	QB	6-4	208	RFr.	Little Rock, AR
81	Jeris McIntyre	WR	6-0	198	Sr.	Tampa, FL	86	Courtney Taylor	WR	6-2	194	RFr.	Carrollton, AL
82	Reggie Torbor	DE	6-3	246	Sr.	Baton Rouge, LA	54	Dontarrius Thomas	LB	6-4	241	Sr.	Perry, GA
83	Jay Ratliff	DE	6-5	272	Jr.	Valdosta, GA	82	Reggie Torbor	DE	6-3	246	Sr.	Baton Rouge, LA
84	Ben Grubbs	DT	6-3	283	RFr.	Eclectic, AL	78	Rich Trucks	OT	6-8	288	Jr.	Hoover, AL
85	Silas Daniels	WR	6-0	188	Jr.	Jacksonville, FL	37	John Vaughn	K	6-1	171	Fr.	Brentwood, TN
86	Courtney Taylor	WR	6-2	194	RFr.	Carrollton, AL	8	Cooper Wallace	TE	6-4	252	So.	Nashville, TN
87	Cole Bennett	TE	6-5	239	Fr.	Dalton, GA	63	William Ward	C	6-2	270	RFr.	Prattville, AL
91	Dexter Murphy	DT	6-2	280	Sr.	LaGrange, GA	59	Jeremy Wells	DS	6-1	242	Sr.	Mobile, AL
92	DeMarco McNeil	NG	6-2	291	Sr.	Pritchard, AL	31	Antarrius Williams	LB	5-11	208	So.	Columbus, GA
93	Tim Duckworth	DT	6-3	298	Fr.	Taylorsville, MS	24	Carnell Williams	RB	5-11	204	Jr.	Attalla, AL
94	Bret Eddins	DE	6-5	267	Jr.	Montgomery, AL	36	Gerald Williams	DB	5-9	186	So.	Columbus, GA
95	Kyle Derozan	DE	6-3	248	RFr.	Morganza, LA	51	Travis Williams	LB	6-1	209	So.	Columbia, SC
96	Wayne Dickens	NG	6-1	284	So.	Lakeland, FL	18	Philip Yost	K	6-0	187	Jr.	Auburn, AL
98	Doug Langenfeld	DE	6-3	247	Jr.	Moncks Corner, SC	10	Donnay Young	SS	6-0	198	Jr.	College Park, GA

2003 AUBURN GAME RECAPS

#8 USC 23

#6 AUBURN 0

August 30, 2003

Jordan-Hare Stadium (86,063) • Auburn, Ala.

USC quarterback Matt Leinart passed for 192 yards in his first career start as the eighth-ranked Trojans defeated Auburn, 23-0, in both team's season opener.

Early in the first quarter, USC took advantage of an Auburn interception by scored when Leinart found Mike Williams across the middle for a 5-yard touchdown. The Trojans added a field goal late in the first quarter to take a 10-0 lead.

Auburn quarterback Jason Campbell did his best to get the Tigers on the board, passing for 40 yards and running for four in the second quarter. Wide receiver Courtney Taylor was Campbell's favorite target early, with three receptions for a total of 31 yards at the half. Auburn's defense held the Trojans scoreless in the second quarter as the Tigers entered the lockerroom with a 10-0 deficit.

Tigers' junior Carnell Williams rushed for 25 yards on six carries while USC's Hershel Dennis rushed for 64 yards on 13 carries in the first half.

Turnovers were a main factor as USC set up 17 of its 23 points off of three Auburn turnovers.

Auburn's second turnover came in the third quarter when Matt Grootegoed forced a fumble after a Ben Obomanu reception. Darnell Bing, who picked off Campbell in the first quarter, had the recovery. The fumble led to a Ryan Killeen's third field goal of the day and a 16-0 Trojan lead.

Dennis put a stamp on the Trojans victory with a 14-yard touchdown early in the fourth quarter after Auburn's third turnover inside its own territory.

Auburn's string of 44 consecutive games without being shutout was snapped and it marked the first times since 1998 that the Tigers had gone scoreless at Jordan-Hare Stadium.

Auburn punter Kody Bliss, a true freshman, boomed a 60-yard punt, the longest since a 69-yarder by Damon Duval in the 2002 USC matchup.

Auburn's defense was led by linebackers Dontarrius Thomas (10) and Karlos Dansby (8) who combined for 18 tackles. Junior Doug Langenfeld recorded his first career sack in the third quarter when he took down Leinart for a five-yard loss. He also had another tackle for a loss in his Tiger debut.

Campbell finished the game 12-of-26 passing for 121 yards with one interception. Williams led the team's rushers with 40 yards on 12 carries. Brown finished with 28 yards on eight carries.

Obomanu had four catches for 53 yards and Taylor finished with four catches for 43 yards to lead the receivers.

#17 AUBURN 3

GEORGIA TECH 17

September 6, 2003

Bobby Dodd Stadium (55,000) • Atlanta, Ga.

Georgia Tech capitalized on good field position and big plays to beat No. 17 Auburn, 17-3, at Grant Field at Bobby Dodd Stadium, in a renewal of the Deep South's second oldest rivalry.

The Yellow Jackets struck on their first possession of the game after Reggie Ball hit Nate Curry for a 54-yard strike to set up 22-yard field goal by Dan Burnett.

The Auburn offense was able to move the ball in the first quarter, but was unable to capitalize. Quarterback Jason Campbell completed five-of-six passes for 39 yards and running back Carnell Williams ran for 23 yards in the frame.

In the second quarter, PJ Daniels got Tech in the endzone with a one yard run. His score, capped a 50-yard drive that began following an Auburn fumble.

Auburn scored for the first time in 2003 with 33 seconds left in the second quarter when true freshman John Vaughn split the uprights with a 22-yard field goal. The points came after the Tigers drove to the Georgia Tech five-yard line before stalling. Ronnie Brown carried the Tigers on the drive with 27 yards rushing.

Campbell had a career day, completing a career-best 20 passes on a career-high 33 attempts for 190 yards. The yardage was his highest total since the 2000 season.

Much of Campbell's success was directed towards freshman Courtney Taylor, who made eight grabs for 73 yards. His eight receptions were the most by an Auburn player since Deandre Green posted eight against Louisiana Tech in 2001 and the most by a freshman since 1999.

Georgia Tech closed out the scoring when Ball found Mark Logan for a 26-yard over-the-shoulder grab in the endzone.

The Auburn defense was solid allowing just 251 total yards and holding the Yellow Jackets to 2-of-13 on third down conversions. However, Tech only turned the ball over once compared to Auburn's two. The Tigers also suffered through 10 penalties for 93 yards, the most since 2001.

Senior NG DeMarco McNeil registered a game-high eight tackles, his most since making 10 stops against Georgia as a freshman.

The meeting was the 91st between the two teams. The tradition that began in 1892 and Auburn had taken 10 consecutive meetings since 1978 until the Yellow Jackets 17-3 win.

Auburn fell to 0-2 on the season for the first time since 1984 when it opened the year with losses to defending national champion Miami and Texas.

SCORING SUMMARY

So. California	10	0	6	7	— 23
Auburn	0	0	0	0	— 0

SC—Williams 5 pass from Leinart (Killeen kick), 12:38, 1st

SC—Killeen 28 field goal, 3:21, 1st

SC—Killeen 42 field goal, 11:50, 3rd

SC—Killeen 35 field goal, 7:22, 3rd

SC—Dennis 14 run (Killeen kick), 13:51, 4th

TEAM STATISTICS

	AU	USC
First Downs	11	16
Rushes-Yards	36-43	36-142
Passing Yards	121	192
Comp-Att-Int	26-12-1	30-17-0
Total Yards	62-164	66-315
Punts-Avg.	10-36.3	7-45.1
Fumbles/Lost	2-2	0-0
Penalties-Yards	4-30	4-43
3rd Down Conv.	3-of-15	4-of-15
Time of Possession	27:45	32:15

INDIVIDUAL STATISTICS

RUSHING: (AU) C. Williams 12-40, R. Brown 8-28, Campbell 16-(-25); (SC) Dennis 21-85 (TD), C. Washington 3-24, Bush 5-9, White 5-6, Leinart 2-(-1).

PASSING: (AU) Campbell 26-12-1, 121; (SC) Leinart 30-17-0, 192 (TD).

RECEIVING: (AU) Obomanu 4-53, Taylor 4-43, McIntyre 3-25, R. Brown 1-0; (SC) M. Williams 8-104 (TD), Byrd 3-63, Colbert 2-13, S. Smith 1-7, Guenther Jr. 1-6, Wyatt 1-5, Bush 1-(-6).

SCORING SUMMARY

Auburn	0	3	0	0	— 3
Georgia Tech	3	7	7	0	— 17

GT—Burnett 22 field goal, 10:04, 1st

GT—Daniels 1 run (Burnett kick), 6:37, 2nd

AU—Vaughn 22 field goal, :33, 2nd

GT—Logan 26 pass (Burnett kick), 1:53, 3rd

TEAM STATISTICS

	AU	GT
First Downs	14	13
Rushes-Yards	38-40	39-102
Passing Yards	190	149
Comp-Att-Int	20-33-1	9-21-0
Total Yards	71-230	60-251
Punts-Avg.	8-35.0	7-36.3
Fumbles/Lost	2-1	3-1
Penalties-Yards	10-93	9-65
3rd Down Conv.	4-of-17	2-of-13
Time of Possession	33:43	26:17

INDIVIDUAL STATISTICS

RUSHING: (AU) R. Brown 11-47, C. Williams 13-37, Slaughter 1-7, B. Johnson 1-1, T. Smith 1-(-3), Campbell 10-(-46); (GT) Daniels 14-40 (1TD), Ball 9-26, Eziemefe 7-20, Woods 4-17, Reis 1-4, J. Smith 1-4, L. Thomas 1-(-7);

PASSING: (AU) Campbell 33-20-1, 190; (GT) Ball 21-9-0, 149.

RECEIVING: (AU) Taylor 8-73, Daniels 4-47, McIntyre 2-18, Obomanu 2-6, Wallace 1-30, Fetsko 1-8, T. Smith 1-6, Crittenden 1-2; (GT) J. Jackson 2-18, Curry 1-54, D. Williams 1-28, Logan 1-26, Woods 1-8, Dixon 1-8, McGuire 1-5, Daniels 1-2.

2003 AUBURN GAME RECAPS

AUBURN 45
VANDERBILT 7

September 13, 2003
Vanderbilt Stadium (37,703) • Nashville, Tenn.

Auburn may not have scored early, but it definitely scored often en route to a 45-7 win over Vanderbilt in Nashville, Tenn.

After scoring just three points in their first two games combined, the Tigers offensive went scoreless in the first quarter, which included a missed a 23-yard field goal by John Vaughn. Vaughn's miss came from a sharp angle as the ball was spotted on the right hash.

Early in the second quarter, Jeris McIntyre changed Auburn's momentum when he made a reception, careened off a pair of Vanderbilt defenders and raced down the sideline for a 31-yard touchdown.

After his score, the floodgates opened as Auburn scored on six of its next nine possessions, including five times for touchdowns. Carnell Williams got into the action on the Tigers next possession with a 3-yard touchdown run.

Vaughn made up for his missed field goal by tacking on a 21 yarder with 2:32 left in the second quarter to give the Tigers a 17-0 lead at intermission.

Vanderbilt looked to get back in the game on its first possession of the second half when Jay Cutler found Erik Davis for a 39-yard touchdown to cap a 68-yard drive. It was the first time in five games Auburn had given up a touchdown drive of more than 50 yards.

The Tigers didn't take long to respond as McIntyre broke free for a 67-yard strike just a minute later. He finished the game with four catches for 117 yards and the two touchdowns. His yardage total was the highest for an Auburn player since Deandre Green posted 121 yards against Louisiana Tech in 2001.

On the Tigers next possession, Ronnie Brown scored for the first time of the year with a 1-yard plunge.

Tre Smith tacked on a pair of fourth quarter touchdowns for the final margin.

The Auburn defense, led by DeMarco McNeil's eight tackles and Reggie Torbor's six, held VU to two first downs and 55 yards in the first half. Torbor also forced two fumbles and had a sack.

The Tigers also continued their dominance over Vanderbilt. Auburn hasn't lost to the Commodores since 1956.

It was the biggest conference win since a 50-point victory over Vandy in 1990.

WESTERN KENTUCKY 3
AUBURN 48

September 27, 2003
Jordan-Hare Stadium (85,046) • Auburn, Ala.

Auburn scored early and often as the Tigers uprooted defending I-AA national champion Western Kentucky, 48-3, in Jordan-Hare Stadium.

With 38 first-half points, Auburn scored its most points in the opening half since 1996 against Fresno State. The Tigers' defense was just as good, holding the Hilltoppers to only 11 yards and no first downs in the first half.

Nearly flawless, quarterback Jason Campbell was 12-of-13 for 173 yards, including a 36-yard touchdown pass to Silas Daniels. His 92.3 completion percentage set a new school record (min. 10 attempts) and ranks fifth in Southeastern Conference history.

Auburn methodically marched down the field on the opening drive, eating up nearly five minutes from the clock, before Tre Smith dove over the top for a 1-yard score.

The Tigers used big plays for their next scores. Campbell found Daniels streaking down the left sideline from 36 yards out. Less than four minutes later, Carnell Williams found the end zone on a 29-yard jaunt.

Auburn pushed its lead to 38-0 by halftime with 17 second-quarter points. Ronnie Brown scored had a 5-yard run at the 10:38 mark.

Brandon Jacobs, who led all rushers with 103 yards, broke loose for a 44-yard scamper to set up Smith's second touchdown of the game with just under three minutes to go in the half.

The Tigers got the ball back with less than a minute to play and marched to the Hilltopper 40-yard line. Phillip Yost then blasted a 57-yard field goal as time expired in the half. His kick tied the school record held by Neil O'Donoghue in 1976.

Jacobs found the endzone in the third quarter on a 19-yard run to push the Tiger lead to 45-0.

Western Kentucky's Matt Lange kicked a 24-yard field goal in the beginning of the fourth quarter for the Hilltoppers only points in the game.

Auburn finished with 567 yards of total offense, the most since a 621-yard performance last year against Western Carolina.

The Tigers held Western Kentucky to just 163 yards, including 47 on the ground. Auburn broke the Hilltoppers' 151-game streak, which dated back to 1989, of rushing for at least 100 yard in a game.

SCORING SUMMARY

Auburn0 17 14 14 — 45
Vanderbilt0 0 7 0 — 7

AU—McIntyre 31 pass from Campbell (Vaughn kick) 12:03, 2nd
AU—Williams 3 run (Vaughn kick) 6:27, 2nd
AU—Vaughn 21 field goal, 2:32, 2nd
VU—Davis 39 pass from Cutler (Ertugrul kick) 12:12, 3rd
AU—McIntyre 67 pass from Campbell (Vaughn kick) 11:06, 3rd
AU—Brown 1 run (Vaughn kick) 8:45, 3rd
AU—Smith 1 run (Vaughn kick) 8:34, 4th
AU—Smith 10 run (Vaughn kick) 1:49, 4th

TEAM STATISTICS

	AU	VU
First Downs	23	13
Rushes-Yards	54-219	35-97
Passing Yards	264	124
Comp-Att-Int	17-26-0	11-23-1
Total Yards	483	221
Punts-Avg.	4-40.8	9-43.8
Fumbles/Lost	2/0	5/2
Penalties-Yards	7-61	4-50
3rd Down Conv.	6 of 16	2 of 12
Time of Possession	33:26	26:34

INDIVIDUAL STATISTICS

RUSHING: (AU) C. Williams 19-69, B. Jacobs, 14-68, R. Brown 11-50, T. Smith 4-16, Sullivan 2-8, Campbell 3-6, Denson 1-2; (VU) McKenzie 10-43, Doster 7-17, Bright 4-16, Cutler 9-14, Lea 3-6, Hatcher 1-3, Smith, 1-(-2).

PASSING: (AU) Campbell 12-191-0, 220; Sullivan 5-7-0, 44; (VU) Cutler 10-20-1, 121; Bright 1-2-0, 3; Walker 0-1-1, 0.

RECEIVING: (AU) McIntyre 4-117, Taylor 3-34, Daniels 3-31, Mix 2-30, Wallace 1-20, Slaughter 1-13, Fetsko 1-9, Aromashodu 1-6, Smith 1-4; (VU) Davis 2-40, Brancheau 2-36, Smith 2-13, Lea 1-11, McKenzie 1-10, Getter 1-8, Doster 1-3, Burns 1-3.

SCORING SUMMARY

Western Kentucky . .0 0 0 3 — 3
Auburn21 17 7 3 — 48

AU—T.Smith 1 run (Vaughn kick), 10:06, 1st
AU—Daniels 36 pass from Campbell (Vaughn kick), 6:39, 1st
AU—C. Williams 29 run (Vaughn kick), 2:56, 1st
AU—R. Brown 5 run (Vaughn kick), 10:38, 2nd
AU—T. Smith 1 run (Vaughn kick), 2:27, 2nd
AU—Yost 57 field goal, 0:00, 2nd
AU—Jacobs 19 run (Vaughn kick), 4:31, 3rd
WK—Lange 24 field goal, 14:12, 4th
AU—Vaughn 22 field goal, 5:41, 4th

TEAM STATISTICS

	AU	WKU
First Downs	29	7
Rushes-Yards	42-285	28-47
Passing Yards	282	116
Comp-Att-Int	22-26-0	10-17-1
Total Yards	68-567	45-163
Punts-Avg.	1-45.0	7-45.4
Fumbles/Lost	1-1	1-0
Penalties-Yards	5-35	3-59
3rd Down Conv.	8-of-12	4-of-13
Time of Possession	30:54	29:06

INDIVIDUAL STATISTICS

RUSHING: (AU) Jacobs 10-103 (TD), R. Brown 11-80 (TD), C. Williams 8-71 (TD), T.Smith (2TD) 11-30, Slaughter 1-3, Campbell 1-(-2); (WK) Moore 20-38, C. Miller 1-17, Bradley 1-9, Haddix 5-(-12).

PASSING: (AU) Sullivan 13-10-0, 109, Campbell 13-12-0, 173 (TD); (WK) Haddix 17-10-1, 116.

RECEIVING: (AU) Mix 5-40, McIntyre 3-45, Bennett 3-41, Daniels 2-46 (TD), R. Brown 2-41, Fetsko 2-18, Wallace 1-12, Aromashodu 1-11, C.Taylor 1-10, T. Smith 1-10, S. Ross 1-8; (WK) Rooney 3-35, Clayton 2-51, Hayes 2-20, Bradley 2-9, Moore 1-1.

2003 AUBURN GAME RECAPS

#7 TENNESSEE **21**
AUBURN **28**

October 4, 2003

Jordan-Hare Stadium (86,063) • Auburn, Ala.

Auburn held off a fourth-quarter rally by Tennessee to upset the the seventh-ranked Volunteers, 28-21, in the Tigers first home SEC game of the year.

The Tigers halted Casey Clausen's 11-game SEC-road winning streak by taking control early and pounding Tennessee in the trenches. The Tigers ran for 264 yards while holding the Vols to just four yards, the fewest in the Phillip Fulmer era.

Auburn opened the game with an 80-yard touchdown drive capped off by Ronnie Brown's six-yard run. Carnell Williams rushed 42 of his 185 yards on the possession. Williams 187 yards marks the second-best rushing day of his career and his 234 all-purpose yards were a career high.

Late in the first quarter, Auburn extended its lead to 14 on a 29-yard touchdown from by Jason Campbell to Ben Obomanu. It was Obomanu's first touchdown reception in eight games.

At the end of the opening frame Auburn had amassed 209 total yards, the most first-quarter yards by the Tigers in the Tommy Tuberville era.

Tennessee finally got on the board with 26 seconds remaining in the first half when Jabari Davis scored on a one-yard touchdown run. Tennessee's 14-7 deficit was the first time the Vols have trailed at the break this season.

The Vols looked to cut into the lead more on their first possession of the third quarter, but James Wilhoit's 50-yard field goal attempt was unsuccessful.

Auburn pushed the lead back to 14 when Williams made it to the endzone from a yard out. He ran for 38 yards on the 66-yard drive.

Auburn made it 28-7 early in the fourth quarter on an eight-yard touchdown pass from Campbell to tight end Cole Bennett. The play-action pass was set up by seven consecutive runs before the play. It was Bennett's first career touchdown.

Tennessee's comeback began in the fourth quarter and brought them within seven.

The Vols put together a pair of long scoring drives behind the passing of Clausen, who connected on 30-of-47 attempts for 355 yards and a pair of scores.

Following a John Vaughn's second missed field goal, Tennessee had a chance to drive for the tying score.

However, on Auburn's 29, Clausen's pass, intended for Mark Jones, was picked off by Carlos Rogers with 54 seconds remaining to seal the victory for the Tigers.

AUBURN **10**
#7 ARKANSAS **3**

October 11, 2003

Razorback Stadium (74,026) • Fayetteville, Ark.

Carnell Williams rushed for 150 yards and the Auburn defense made big plays when it had to as the Tigers beat No. 7 Arkansas, 10-3, in Fayetteville.

Playing in front of a Arkansas record crowd of 74,026, Auburn made a statement early when Williams busted loose for a 44-yard gain on the Tigers first offensive play.

However, the drive was cut short when Jason Campbell, in the clutch of a Razorback defender, heaved a jump ball and Tony Bua intercepted it.

Williams would go on to gain 124 first half yards, including six on a touchdown run with less than a minute remaining in the second quarter. His 150-yard performance came on the heels of a 185-yard game which marked just the eighth time in school history a back has ran for 150 yards or more in consecutive games. He is just the second player to turn the trick twice.

Arkansas only had one scoring opportunity in the first half, but was unable to when Chris Balseiro missed a 35-yard attempt. Four plays earlier, Jones underthrew a wide open Chris Baker on what would have been a sure touchdown. Baker had to slow to make the grab and was pulled down after a 33-yard gain.

Leading 7-0 at the half, Auburn withstood a number of Arkansas scoring threats to hold onto the lead. After a failed fake punt, the Razorbacks took over at the Auburn 42. However, Arkansas threw three straight incompletions after first-and-goal and settled for a field goal.

Auburn responded with a 14-play drive that ate up more than seven minutes off the clock and ended with 34-yard John Vaughn field goal to make it 10-3. The Tigers mixed the pass and run well on the drive and struck big when Campbell hit Silas Daniels for a 29-yard gain. Campbell finished 10-for-18 with 118 yards.

The Razorbacks answered immediately.

Jones busted loose for a 78-yard touchdown run that was called back because of a holding penalty against an Arkansas receiver. However, Jones led his squad down the field and was in prime scoring position when Travis Williams forced a fumble on the eight-yard line. Junior Rosegreen dove on the ball to halt the threat.

After a three-and-out by Auburn, the Razorbacks started on the Tiger 48. However, the defense came up big again as Karlos Dansby sacked Jones on fourth-and-eight to ensure the victory. It was the Tigers third sack of the elusive Jones.

Auburn won in Fayetteville for the first time since 1997 and snapped a two-game skid to the Razorbacks.

The Tigers improved to 4-2 and 3-0 in Southeastern Conference play. It is the third time in four years Auburn has won its first three league games.

SCORING SUMMARY

Tennessee0	7	0	14	— 21
Auburn14	0	7	7	— 28

AU—R. Brown 6 run (Vaughn kick) 10:46, 1st
 AU—Obomanu 29 pass from Campbell (Vaughn kick) 4:58, 1st
 UT—J. Davis 1 run (Wilhoit kick) :26, 2nd
 AU—C. Williams 1 run (Vaughn kick) 4:38, 3rd
 AU—Bennett 8 pass from Campbell (Vaughn kick) 14:12, 4th
 UT—M. Jones 16 pass from Clausen (Wilhoit kick) 12:01, 4th
 UT—Hannon 28 pass from Clausen (Wilhoit kick) 7:53, 4th

TEAM STATISTICS

	AU	UT
First Downs	26	22
Rushes-Yards	57-264	16-4
Passing Yards	157	355
Comp-Att-Int	11-18-0	30-47-1
Total Yards	421	359
Punts-Avg.	3-52.0	5-46.0
Fumbles/Lost	1/1	2/1
Penalties-Yards	6-75	10-72
3rd Down Conv.	9 of 14	6 of 13
Time of Possession	36:04	23:56

INDIVIDUAL STATISTICS

RUSHING: (AU) C. Williams 36-185 (TD), R. Brown 12-65 (TD), B. Jacobs 3-19, T. Smith 2-10, Campbell 2-(-11); (UT) Houston 5-10, J. Davis 4-4, Clausen 7-(-10).

PASSING: (AU) Campbell 11-18-0, 157; (UT) Clausen 30-47-1, 355.

RECEIVING: (AU) McIntyre 2-50, Mix 2-24, C. Williams 2-16, Obomanu 1-29 (TD), Fetsko 1-16, Wallace 1-9, Bennett 1-8 (TD), C. Taylor 1-5; (UT) Banks 6-76, Hannon 5-95 (TD), T. Brown 5-78, Fleming 4-20, M. Jones 3-56 (TD), Houston 2-16, Swain 2-13, J. Davis 2-(-3), Larkins 1-4.

SCORING SUMMARY

Auburn0	7	0	3	— 10
Arkansas0	0	3	0	— 3

AU—C. Williams 6 run (Vaughn kick) 0:29, 2nd
 AU—Obomanu 29 pass from Campbell (Vaughn kick) 4:58, 1st
 UA—C. Balseiro 25 yard field goal, 2:14, 3rd
 AU—J. Vaughn 34 yard field goal, 9:50, 4th

TEAM STATISTICS

	AU	UT
First Downs	13	17
Rushes-Yards	42-160	39-173
Passing Yards	118	168
Comp-Att-Int	10-18-1	13-28-0
Total Yards	278	341
Punts-Avg.	7-44.6	4-43.5
Fumbles/Lost	0/0	1/1
Penalties-Yards	4-35	5-49
3rd Down Conv.	3 of 15	6 of 15
Time of Possession	31:15	28:45

INDIVIDUAL STATISTICS

RUSHING: (AU) C. Williams 35-150; Jacobs 3-10; Campbell 3-1; Slaughter 1-(-1). (UA) Cobbs 16-78; Jones 12-59; Howard 9-50; Pierce 1-0; Washington 1-(-14).

PASSING: (AU) Campbell 10-18-1, 118. (UA) Jones 13-28-0, 168.

RECEIVING: (AU) McIntyre 4-55; Mix 2-13; Daniels 1-29; Obomanu 1-13; Taylor 1-5; C. Williams 1-3. (UA) Birmingham 3-45; Wilson 3-43; Pierce 3-21; Peters 2-14; Baker 1-33; Harris 1-12.

2003 AUBURN GAME RECAPS

MISSISSIPPI STATE 13

#19 AUBURN 45

October 18, 2003

Jordan-Hare Stadium (86,063) • Auburn, Ala.

Carnell Williams etched his name in Auburn's record book against Mississippi State, running for a school-record six touchdowns to lead the Tigers to a 45-13 victory.

Williams ran for 161 yards on the day and had five of his scores in the first half. He got Auburn going early with a 72-yard touchdown run, careening off several Mississippi State players along the way. Just minutes later, he scrambled over the Donovan Davis for a three-yard score.

Nick Turner got the Bulldogs on the board by scampering 77 yards to cut the Tigers lead to 14-7 with 7:18 left in the first quarter.

However, that is all the offense the Bulldogs would be able to muster until the game was decided. Kevin Fant, the Southeastern Conference's second rated passer finished just 8-of-22 for 73 yards and an interception.

Auburn put the game away with three touchdowns in a 24 point second quarter. Williams scored on runs of 22, 17 and 2 and had 154 yards before the half. Phillip Yost sent the Tigers into the dressing room with a 38-7 lead by connecting on a 42-yard field goal.

The Tigers piled up 410 total yards in the first half en route to 553 for the game.

Williams came in the game long enough in the third quarter to notch his record-breaking sixth touchdown. He broke Joe Cribbs' 25-year-old Auburn mark and became just the third player in SEC history to score six touchdowns.

Mississippi State added a late touchdown when backup quarterback Kyle York threw an 18-yard pass to Justin Jenkins.

Williams wasn't the only Tiger running through the porous Bulldog defense. Brandon Jacobs pounded out a career-high 182 yards on 31 carries. It was Jacobs second career 100-yard game and marked just third time in school history had two 150-yard rushers in a game.

With his performance, Williams joined Bo Jackson as the only players in school history to run for at least 150 yards in a game. Jackson, in attendance, did so in his Heisman Trophy year of 1985.

As a team, Auburn rushed for 405 yards on 56 carries. It was the most rushing yards for the Tigers since racking up 413 in 1985 against Florida State.

Jason Campbell turned in yet another solid performance, going 12-of-18 with no interceptions and 148 yards.

Auburn won its fifth straight game and moved 4-0 in the SEC and 5-2 overall.

SCORING SUMMARY

Mississippi State	..7	0	0	6 — 13
Auburn14	24	7	0 — 45

AU—C. Williams 72 run (Vaughn kick) 10:39, 1st
 AU—C. Williams 3 run (Vaughn kick) 8:09, 1st
 MS—Turner 77 run (B. Smith kick) 7:18, 1st
 AU—C. Williams 22 run (Yost kick) 14:39, 2nd
 AU—C. Williams 17 run (Yost kick) 12:33, 2nd
 AU—C. Williams 2 run (Yost kick) 4:05, 2nd
 AU—Yost 42 field goal, 0:00, 2nd
 AU—C. Williams 6 run (Yost kick) 3:01, 3rd
 MS—Jenkins 18 pass from York, 8:15, 4th

TEAM STATISTICS

	AU	MS
First Downs	25	15
Rushes-Yards	56-405	29-102
Passing Yards	148	192
Comp-Att-Int	12-19-1	15-30-1
Total Yards	294	553
Punts-Avg.	4-43.8	8-42.0
Fumbles/Lost	3/1	4/2
Penalties-Yards	7-65	9-58
3rd Down Conv.	8 of 14	1 of 12
Time of Possession	33:37	26:23

INDIVIDUAL STATISTICS

RUSHING: (AU) B. Jacobs 31-182, C. Williams 15-161 (6TD), McIntyre 1-31, T. Smith 5-20, Slaughter 2-8, Campbell 2-3; (MS) Turner 13-123 (TD), Norwood 2-2, Reid 4-2, York 4-(-2), Fant 6-(-23).

PASSING: (AU) Campbell 12-18-0, 148, Sullivan 0-1-1, 0; (MS) Fant 8-22-1, 73, York 7-8-0, 119 (TD).

RECEIVING: (AU) McIntyre 2-37, C. Taylor 2-34, B. Johnson 2-23, T. Smith 2-2, B. Jacobs 1-34, Obomanu 1-14, Daniels 1-8, Slaughter 1-(-4); (MS) Jenkins 7-113 (TD), Lumpkin 2-24, Turner 2-16, Conner 1-32, Bivines 1-7, Davis 1-3, Jones 1-(-3).

2003 GAME-BY-GAME NOTES

SOUTHERN CALIFORNIA

The game marked the third time Auburn has opened the season against a top 10 opponent and the first time at home ... Auburn fell to 85-24-2 all time in season openers ... Auburn gained just 164 total yards on the evening, its fewest since a 164-yard effort in a 17-10 loss to Mississippi State on Oct. 7, 2000 ... The loss snapped a streak of 44 straight games without being shutout ... Auburn's 12-game home winning streak against non-conference games was snapped ... Auburn's 23-0 loss is the worst season-opening loss in Auburn in school history and the worst shutout loss since a 42-0 loss to Tennessee in 1980 ... Wide receiver Courtney Taylor, tight end Cooper Wallace, left guard Troy Reddick, linebacker Travis Williams and safeties Donnay Young and Karibi Dede all made their first career start ... Kody Bliss' 60-yard punt in the fourth quarter was the first time an Auburn kicker reached that mark since Damon Duval had a 69-yard punt vs. USC in 2002.

GEORGIA TECH

Auburn started the season 0-2 for the first time since 1984 when the Tigers lost to No. 10 Miami (Fla.) in East Rutherford, N.J., and at No. 4 Texas ... Georgia Tech's win ended a nine-game Tiger winning streak in the series, dating back to 1979 ... The 54-yard pass play from Reggie Ball to Nate Curry in the first quarter was the longest pass play Auburn has given up since an 80-yard touchdown strike from Rex Grossman to Jabar Gaffney on Oct. 13, 2001, a span of 20 games ... Auburn had 10 penalties for 93 yards, the most since they had 97 penalty yards vs. Arkansas in 2001 ... Courtney Taylor's eight receptions were the most for an Auburn receiver since Deandre Green's eight vs. Louisiana Tech in 2001.

VANDERBILT

Auburn won its SEC opener for the 11th straight year dating back to 1993 and beat the Commodores for the 12th consecutive meeting ... The Tigers have not lost to the Commodores since 1955 (Gator Bowl) and evened the all-time series, 19-19-1 ... The 38 point margin of victory was Auburn's largest over an SEC opponent since beating Vandy 56-6 in 1990 ... The 45-7 win was the Tigers biggest over Vandy in Nashville since 1978 (49-7) ... It was the eighth time in the last 11 meetings Auburn held the Commodores to 10 points or less ... Auburn won its 31st straight game when scoring 30 points ... The 45 points were the most in an SEC contest since putting up 45 in a 45-34 win at Georgia on Nov. 15, 1997 ... AU's 483 yards of total offense was its most in an SEC game since posting 492 in a 42-17 loss to Arkansas in 2001 ... Auburn allowed just 55 yards and two first downs in the first half ... It was the fewest yards allowed in a half since giving up just 29 to Idaho in the first half on Sept. 11, 1999 ... Auburn had three players rush for at least 50 yards for the first time since turning the trick against Georgia in 1996 (Markeith Cooper-71, Dameyune Craig-72, Rusty Williams-75) ... Freshman Will Herring made his first career start at safety ... WR Jeris McIntyre set career highs with 117 yards receiving and a pair of touchdowns and tied a career high with four receptions ... McIntyre became the first Auburn player to record 100 yards receiving since 2001.

WESTERN KENTUCKY

QB Jason Campbell set a new school record for completion percentage (min. 10 attempts) by going 12-for-13 for 92.3 percent, which ranks fifth in SEC history ... PK Phillip Yost's 57-yard field goal tied the school record set by Neil O'Donoghue against Tennessee on Sept. 25, 1976 ... Yost's FG tied for the seventh longest in SEC history and is the longest in the league since 1985 ... QB Jason Campbell became the ninth player in Auburn history to reach the 3,000-yard mark for career passing yards ... Tim Duckworth blocked the 30-yard field goal attempt in the fourth quarter, it was the first time Auburn has blocked a field goal in a game since Alton Moore against Georgia in 2001 with two in the game ... Brandon Jacobs becomes the first Auburn back this season to rush for over 100 yards with 103 on 10 carries and one touchdown ... Auburn won its 32nd straight game when scoring 30 or more points ... Auburn scored 45 points in back-to-back games for the first time since doing so in 1996 (Fresno State, Ole Miss) ... Auburn had at least 475 total yards in back-to-back games for the first time since 2001 (Louisiana Tech-554, Arkansas-492) ... Auburn posted back-to-back victories of 35 points or more for the first time since 1970 when it beat Florida, 63-14, and Mississippi State, 56-0 ... Auburn had its most yards rushing since gaining 345 on the ground against Western Carolina in 2002 ... Auburn allowed just 163 total yards, the fewest since giving up 92 to Ball State in 2001 ... The Tigers scored 21 first-quarter points for the first time since posting 21 in the opening frame against UL-Monroe last year ... The 38 first-half points is the most since scoring 42 against Fresno State in the first half in 1996

... Auburn had three different players score a rushing touchdown for the second straight game ... It is the first time that has happened since 1995 (Mississippi State, Florida) ... Auburn had at least four rushing touchdowns in consecutive games for the first time since 1995 (Ole Miss-4, UT-Chattanooga-8) ... Western Kentucky's 11 yards and zero first downs in the first half were the fewest yards and first downs allowed by Auburn in a half in the Tuberville era ... Auburn has not allowed a third-down conversion in the first half in three straight games (0-for-17) ... Auburn's 392 total yards in the first half were the most by the Tigers in the opening half in the Tuberville era ... Auburn had three players rush for 70 or more yards for the first time since the Georgia game in 1996 ... Auburn has not allowed a touchdown in eight of the last nine quarters, with the only one coming in the third quarter against Vanderbilt.

TENNESSEE

Auburn started 2-0 in SEC play for the fourth straight year ... An unranked Auburn team last beat a ranked Tennessee (14th) team in 1974, 21-0. That was also the last time a Tiger team beat a higher-ranked Vol team ... Auburn has now won four straight games over top 10 teams when entering the game unranked ... Auburn is 5-2 against teams in the top 10 since 2001 ... Auburn beat Tennessee for the first time since 1988 ... Auburn allowed the fewest yards rushing (4) since holding Florida to minus-36 in 2000 ... Auburn accumulated more than 400 total yards in back-to-back conference games for the first time since 2000 (Ole Miss-421, LSU-421) ... Auburn went over 250 yards rushing in consecutive games for the first time since 1995 (Kentucky-285, Mississippi State-332) ... Auburn's offense did not have an interception for the third straight game ... The Tigers have thrown 70 straight passes without being picked off ... Auburn scored on its opening drive for the second straight game ... After not scoring in eight of nine quarters to begin the year, Auburn has scored in 10 of the last 11 quarters ... Auburn amassed 209 total yards in the first quarter ... It is the most first-quarter yards by the Tigers in the Tuberville era ... Auburn held Tennessee to minus-9 yards rushing in the first half. It was the fewest yards rushing in the opening half against the Tigers since Florida had minus-12 in 2001 ... Auburn has not allowed a 100-yard rusher in the past 12 games (Fred Talley of Arkansas is the last opponent to hit the century mark) ... Auburn's 264 yards rushing were the most by the Tigers against a conference foe since gaining 332 vs. Mississippi State in 1995 ... Auburn halted Tennessee QB Casey Clausen's 11-game SEC-road winning streak ... Auburn had five sacks on the game, the most since having five against Mississippi State last year ... RB Carnell Williams had the second-best rushing day of his career with 187 yards ... Carnell Williams passed Curtis Kuykendall (1,619), Joe Childress (1,667), Jimmy Sidle (1,703) and Tommy Agee (1,735) to move into 13th place on Auburn's career rushing charts ... RB Carnell Williams' 185 yards are the second most ever by an Auburn player against Tennessee ... RB Carnell Williams and RB Ronnie Brown each ran for a touchdown for the third straight game ... The last time Auburn had the same two players each have a rushing touchdown in three-game stretch was Dameyune Craig and Fred Beasley in 1995 (Kentucky, Mississippi State, Florida).

ARKANSAS

The three points allowed to Arkansas were the fewest points Auburn has limited an SEC opponent since a 9-0 win at Alabama in 2000 ... For the 11th time in the last 12 games (USC), Auburn did not allow a first quarter touchdown ... It is the eighth time in that span, including the fourth consecutive, the Tigers have not allowed any first quarter points ... Auburn beat top 10 opponents in back-to-back games for the third time in school history (2002, 1983) ... Since 2001, the Tigers are 6-2 against top 10 teams ... The win marks the first time in school history an unranked Auburn team has defeated a top-10 team in back-to-back games ... Auburn has now won five-straight games when it was unranked while its opponent was in the top 10 nationally ... Auburn won in Fayetteville for the first time since 1997 and is now 3-2 against the Razorbacks on their campus ... Auburn did not allow a 100-yard rusher for the 13th-straight game ... Carnell Williams' 124 yards in the first half were the most first half yards for a Tiger since Ronnie Brown ran for 153 against Ole Miss last year ... Carnell Williams became the first person in Auburn history to rush 35 times in consecutive games ... Carnell Williams ran for 150 yards for the second-straight game ... It is the eighth-time in school history a back has gone for 150 yards in back-to-back games ... WR Jeris McIntyre has had at least two receptions in six straight games ... It is the first time since a player has had multiple receptions in six straight since Deandre Green did it in seven consecutive games to end the 2001 season.

2003 GAME-BY-GAME NOTES

MISSISSIPPI STATE

Auburn moved to 4-0 in SEC play for the fourth time (1993, 1994, 2001) since the league went to divisions in 1992 ... It is the 16th time any SEC team has opened conference play 4-0. Eight times the team ended up as the conference champion ... Two others, the team lost in the SEC Championship game ... Auburn had two 150-yard rushers for the third time in school history ... The other two came against Southwestern Louisiana in 1985 (Bo Jackson, Brent Fullwood) and Georgia in 1979 (James Brooks, Joe Cribbs) ... Auburn's 553 total yards were the most by the Tigers since having 567 vs. Western Kentucky earlier this year ... Auburn's 553 total yards are the most in a conference game since having 652 vs. Mississippi State in 1995 ... Auburn's 553 yards is the 10th-highest total against an SEC opponent all-time ... Auburn's 405 yards rushing were the most for the Tigers since having 429 vs. Florida State in 1985 ... Auburn's 405 yards rushing were the most for the Tigers in an SEC game since 438 against Vanderbilt in 1979 ... Auburn's six rushing touchdowns were the most since having six against Western Carolina last year ... It was the most in an SEC game since having six against Kentucky in 1983 ... Auburn won its 33rd straight game when scoring at least 30 points ... MSU RB Nick Turner ended Auburn's streak of 13 straight games without allowing a 100-yard rusher ... Auburn's 229 total yards in the first quarter were the most by the Tigers in a quarter since gaining 230 in the third quarter against Vanderbilt in 2002 ... Auburn's 410 first half yards were the most in the Tuberville era ... Auburn's 38 first half points were the most by the Tigers since scoring 42 in the opening half against Vanderbilt in 1990 ... RB Carnell Williams set the school record with six rushing touchdowns ... It is only the third time in SEC history a player has scored at least six touchdowns in a game (Showboat Boykin of Ole Miss vs. Mississippi State in 1951, Madre Hill of Arkansas vs. South Carolina in 1995) ... Williams rushed for at least 150 yards for the third straight game ... Bo Jackson is the only other Auburn player to accomplish the feat, doing so in 1985 ... Williams passed Fob James (1,913), Secdrick McIntyre (1,992) and Lionel James (2,068) to move into 10th place in Auburn history for career rushing yards ... He finished the day with 2,072 yards. ... Williams' six touchdown runs moved him into fourth place for career rushing touchdowns with 26 ... Williams scored a rushing touchdown for the fifth straight game ... Williams had a career long run of 72 yards in the first quarter ... It was the longest run against a conference foe since Alex Smith's 73 yard jaunt against Vanderbilt in 1991 ... S Will Herring intercepted the first pass of his career in the second quarter ... Tre Smith had a career best 37 yard punt return in the third quarter ... Brandon Jacobs recorded his second career 100-yard game with 182 yards and finished with 216 all-purpose yards.

2003 AUBURN STATISTICS

RECORD	OVERALL	HOME	AWAY	NEUTRAL
ALL GAMES	5-2-0	3-1-0	2-1-0	0-0-0
CONFERENCE	4-0-0	2-0-0	2-0-0	0-0-0
NON-CONFERENCE	1-2-0	1-1-0	0-1-0	0-0-0

SCORE BY QUARTERS.	1st	2nd	3rd	4th	OT	Total
Auburn	49	68	35	27	---	179
Opponents	20	14	23	30	---	87

DATE	OPPONENT	W/L	SCORE	ATTEND
Aug. 30, 2003	#8 USC	L	0-23	86063
Sept. 6, 2003	at Georgia Tech	L	3-17	55000
Sept. 13, 2003	at Vanderbilt	W	45-7	37703
Sept. 27, 2003	W. KENTUCKY	W	48-3	85046
Oct. 4, 2003	#7 TENNESSEE	W	28-21	86063
Oct. 11, 2003	at #7 Arkansas	W	10-3	74026
Oct. 18, 2003	MISSISSIPPI ST.	W	45-13	86063

RUSHING	GP	Att	Gain	Loss	Net	Avg	TD	Long	Avg/G
Carnell Williams	7	138	757	44	713	5.2	10	72	101.9
Brandon Jacobs	7	61	401	19	382	6.3	1	44	54.6
Ronnie Brown	5	53	289	19	270	5.1	3	22	54.0
Tre Smith	7	23	78	5	73	3.2	4	13	10.4
Jeris McIntyre	7	1	31	0	31	31.0	0	31	4.4
Jake Slaughter	7	5	18	1	17	3.4	0	7	2.4
Josh Sullivan	3	2	8	0	8	4.0	0	6	2.7
Courtney Denson	2	1	2	0	2	2.0	0	2	1.0
Brandon Johnson	6	1	1	0	1	1.0	0	1	0.2
Team	5	3	0	7	-7	-2.3	0	0	-1.4
Jason Campbell	7	37	53	127	-74	-2.0	0	9	-10.6
Total	7	325	1638	222	1416	4.4	18	72	202.3
Opponents	7	222	874	226	648	2.9	4	77	92.6

TEAM STATISTICS	AU	OPP
SCORING	179	87
Points Per Game	25.6	12.4
FIRST DOWNS	141	103
Rushing	73	35
Passing	60	58
Penalty	8	10
RUSHING YARDAGE	1416	648
Yards gained rushing	1638	874
Yards lost rushing	222	226
Rushing Attempts	325	222
Average Per Rush	4.4	2.9
Average Per Game	202.3	92.6
TDs Rushing	18	4
PASSING YARDAGE	1280	1296
Att-Comp-Int	166-104-4	196-105-4
Average Per Pass	7.7	6.6
Average Per Catch	12.3	12.3
Average Per Game	182.9	185.1
TDs Passing	5	6
TOTAL OFFENSE	2696	1944
Total Plays	491	418
Average Per Play	5.5	4.7
Average Per Game	385.1	277.7
KICK RETURNS: #-YARDS	15-288	10-180
PUNT RETURNS: #-YARDS	27-256	14-99
INT RETURNS: #-YARDS	4-13	4-70
KICK RETURN AVERAGE	19.2	18.0
PUNT RETURN AVERAGE	9.5	7.1
INT RETURN AVERAGE	3.2	17.5
FUMBLES-LOST	11-6	16-7
PENALTIES-YARDS	43-394	43-347
Average Per Game	56.3	49.6
PUNTS-YARDS	37-1494	47-2022
Average Per Punt	40.4	43.0
Net punt average	37.7	37.6
TIME OF POSSESSION/GAME	32:28	27:32
3RD-DOWN CONVERSIONS	41/103	25/93
3rd-Down Pct	40%	27%
4TH-DOWN CONVERSIONS	9/14	5/10
4th-Down Pct	64%	50%
SACKS BY-YARDS	18-117	14-110
MISC YARDS	0	0
TOUCHDOWNS SCORED	23	10
FIELD GOALS-ATTEMPTS	6-10	6-9
PAT-ATTEMPTS	23-23	9-9
ATTENDANCE	343235	166729
Games/Avg Per Game	4/85809	3/55576

PASSING	G	Effic	Att-Cmp-Int	Pct	Yds	TD	Lng	Avg/G
Jason Campbell	7	133.91	145-89-3	61.4	1127	5	67	161.0
Josh Sullivan	3	123.10	21-15-1	71.4	153	0	20	51.0
Total	7	132.54	166-104-4	62.7	1280	5	67	182.9
Opponents	7	115.13	196-105-4	53.6	1296	6	54	185.1

RECEIVING	G	No.	Yds	Avg	TD	Long	Avg/G
Jeris McIntyre	7	20	347	17.4	2	67	49.6
Courtney Taylor	7	20	204	10.2	0	20	29.1
Silas Daniels	7	11	161	14.6	1	36	23.0
Anthony Mix	7	11	107	9.7	0	24	15.3
Ben Obomanu	7	9	115	12.8	1	29	16.4
Justin Fetsko	7	5	51	10.2	0	16	7.3
Tre Smith	7	5	22	4.4	0	10	3.1
Cooper Wallace	7	4	71	17.8	0	30	10.1
Cole Bennett	5	4	49	12.2	1	20	9.8
Ronnie Brown	5	3	41	13.7	0	34	8.2
Carnell Williams	7	3	19	6.3	0	10	2.7
Brandon Johnson	6	2	23	11.5	0	15	3.8
Devin Aromashodu	7	2	17	8.5	0	11	2.4
Jake Slaughter	7	2	9	4.5	0	13	1.3
Brandon Jacobs	7	1	34	34.0	0	34	4.9
Steven Ross	7	1	8	8.0	0	8	1.1
Monreko Crittenden	7	1	2	2.0	0	2	0.3
Total	7	104	1280	12.3	5	67	182.9
Opponents	7	105	1296	12.3	6	54	185.1

FIELD GOALS.	FGM-FGA	Pct	01-19	20-29	30-39	40-49	50-99	Lg	Blk
John Vaughn	4-8	50.0	0-0	3-4	1-3	0-1	0-0	34	0
Philip Yost	2-2	100.0	0-0	0-0	0-0	1-1	1-1	57	0

2003 AUBURN STATISTICS

SCORING	TD	----- PATs -----							Points
		FGs	Kick	Rush	Rcv	Pass	DXP	Saf	
Carnell Williams	10	0-0	0-0	0-0	0	0-0	0	0	60
John Vaughn	0	4-8	19-19	0-0	0	0-0	0	0	31
Tre Smith	4	0-0	0-0	0-0	0	0-0	0	0	24
Ronnie Brown	3	0-0	0-0	0-0	0	0-0	0	0	18
Jeris McIntyre	2	0-0	0-0	0-0	0	0-0	0	0	12
Philip Yost	0	2-2	4-4	0-0	0	0-0	0	0	10
Ben Obomanu	1	0-0	0-0	0-0	0	0-0	0	0	6
Silas Daniels	1	0-0	0-0	0-0	0	0-0	0	0	6
Cole Bennett	1	0-0	0-0	0-0	0	0-0	0	0	6
Brandon Jacobs	1	0-0	0-0	0-0	0	0-0	0	0	6
Total	23	6-10	23-23	0-0	0	0-0	0	0	179
Opponents	10	6-9	9-9	0-0	0	0-1	0	0	87

PUNTING	No.	Yds	Avg	Long	TB	FC	I20	Blkd
Kody Bliss	33	1363	41.3	60	4	9	11	0
Michael Gibson	4	131	32.8	39	0	1	1	0
Total	37	1494	40.4	60	4	10	12	0
Opponents	47	2022	43.0	70	5	1	9	0

INTERCEPTIONS	No.	Yds	Avg	TD	Long
Kevin Hobbs	2	13	6.5	0	13
Carlos Rogers	1	0	0.0	0	0
Will Herring	1	0	0.0	0	0
Total	4	13	3.2	0	13
Opponents	4	70	17.5	0	52

PUNT RETURNS	No.	Yds	Avg	TD	Long
Tre Smith	27	256	9.5	0	37
Total	27	256	9.5	0	37
Opponents	14	99	7.1	0	18

KICK RETURNS	No.	Yds	Avg	TD	Long
Tre Smith	8	138	17.2	0	23
Carnell Williams	6	137	22.8	0	32
Devin Aromashodu	1	13	13.0	0	13
Total	15	288	19.2	0	32
Opponents	10	180	18.0	0	30

FUMBLE RETURNS	No.	Yds	Avg	TD	Long
Total	0	0	0.0	0	0
Opponents	0	0	0.0	0	0

ALL PURPOSE	G	Rush	Rec	PR	KOR	IR	Tot	Avg/G
Carnell Williams	7	713	19	0	137	0	869	124.1
Tre Smith	7	73	22	256	138	0	489	69.9
Brandon Jacobs	7	382	34	0	0	0	416	59.4
Jeris McIntyre	7	31	347	0	0	0	378	54.0
Ronnie Brown	5	270	41	0	0	0	311	62.2
Courtney Taylor	7	0	204	0	0	0	204	29.1
Silas Daniels	7	0	161	0	0	0	161	23.0
Ben Obomanu	7	0	115	0	0	0	115	16.4
Anthony Mix	7	0	107	0	0	0	107	15.3
Cooper Wallace	7	0	71	0	0	0	71	10.1
Justin Fetsko	7	0	51	0	0	0	51	7.3
Cole Bennett	5	0	49	0	0	0	49	9.8
Devin Aromashodu	7	0	17	0	13	0	30	4.3
Jake Slaughter	7	17	9	0	0	0	26	3.7
Brandon Johnson	6	1	23	0	0	0	24	4.0
Kevin Hobbs	7	0	0	0	0	13	13	1.9
Steven Ross	7	0	8	0	0	0	8	1.1
Josh Sullivan	3	8	0	0	0	0	8	2.7
Courtney Denson	2	2	0	0	0	0	2	1.0
Monreko Crittenden	6	0	2	0	0	0	2	0.3
Team	5	-7	0	0	0	0	-7	-1.4
Jason Campbell	7	-74	0	0	0	0	-74	-10.6
Total	7	1416	1280	256	288	13	3253	464.7
Opponents	7	648	1296	99	180	70	2293	327.6

TOTAL OFFENSE	G	Plays	Rush	Pass	Total	Avg/G
Jason Campbell	7	182	-74	1127	1053	150.4
Carnell Williams	7	138	713	0	713	101.9
Brandon Jacobs	7	61	382	0	382	54.6
Ronnie Brown	5	53	270	0	270	54.0
Josh Sullivan	3	23	8	153	161	53.7
Tre Smith	7	23	73	0	73	10.4
Jeris McIntyre	7	1	31	0	31	4.4
Jake Slaughter	7	5	17	0	17	2.4
Courtney Denson	2	1	2	0	2	1.0
Brandon Johnson	6	1	1	0	1	0.2
Team	5	3	-7	0	-7	-1.4
Total	7	491	1416	1280	2696	385.1
Opponents	7	418	648	1296	1944	277.7

2003 AUBURN STATISTICS

DEFENSIVE STATISTICS

DEFENSIVE LEADERS	GP	-----Tackles-----			TFL/Yds	-Sacks-		---Pass Def---		-Fumbles-		Blkd	
		Solo	Ast	Total		No-Yards	Int-Yds	BrUp	QBH	Rcv-Yds	FF	Kick	Saf
11 Karlos Dansby	7	26	21	47	8-31	4.0-22	.	4	4	.	1	.	.
54 Dontarrious Thomas	7	18	23	41	6-12	.	.	3	4	.	1	.	.
92 DeMarco McNeil	7	12	18	30	6-35	3.0-24	.	2	.	2-0	2	.	.
51 Travis Williams	6	12	15	27	5-11	.	.	3	3	.	1	.	.
4 Junior Rosegreen	7	13	8	21	.	.	.	4	.	1-0	.	.	.
10 Donnay Young	7	7	12	19	.	.	.	1
82 Reggie Torbor	7	6	13	19	5-15	2.0-9	.	.	11	1-0	2	.	.
53 Spencer Johnson	7	8	11	19	2-7	1.0-6	.	.	2
21 Karibi Dede	7	13	5	18	.	.	.	3	2	.	1	.	.
35 Will Herring	7	9	8	17	1-2	.	1-0	1	1	1-0	.	.	.
58 T.J. Jackson	7	7	8	15	4-14	0.5-6	.	.	1	1-0	.	.	.
29 Derrick Graves	7	5	9	14	1-2	.	.	1
14 Carlos Rogers	6	9	5	14	1-1	.	1-0	4
49 Kevin Hobbs	7	10	4	14	.	.	2-13	4
57 Mayo Sowell	7	3	8	11	.	.	.	1
39 Andrew Letts	7	6	5	11
98 Doug Langenfeld	6	3	7	10	3-15	2.0-10	.	.	4	.	1	.	.
93 Tim Duckworth	6	4	6	10	3-12	2.0-11	1	.
40 Kevin Sears	6	3	7	10	3
26 Lamel Ages	7	2	8	10
19 Montavis Pitts	7	5	2	7	.	.	.	1
3 Roshard Gilyard	7	6	1	7	.	.	.	1
94 Bret Eddins	7	3	3	6	3-21	3.0-21	.	.	1
96 Wayne Dickens	7	2	3	5
TM Team	5	4	.	4
31 Antarrious Williams	6	2	2	4	1	.	.
91 Dexter Murphy	6	1	3	4	.	.	.	2	.	1-0	.	.	.
47 Quentin Groves	2	1	2	3
83 Jay Ratliff	3	2	.	2	.	.	.	1	1
48 Marquies Gunn	3	1	1	2	1-6	0.5-6
59 Jeremy Wells	7	.	2	2
8 Cooper Wallace	7	.	2	2
81 Jeris McIntyre	7	1	.	1
36 Gerald Williams	4	1	.	1
42 Bret Holliman	7	1	.	1	1-0	.	.	.
27 Brandon Jacobs	7	1	.	1
95 Kyle Derozan	5	1	.	1	1-10	1.0-10
Total	7	208	221	429	50-194	18-117	4-13	36	37	8-0	10	1	.
Opponents	7	293	280	573	66-209	14-110	4-70	12	.	6-0	9	.	.

SPECIAL TEAMS TACKLES

SPECIAL TEAMS	. -----Tackles-----		
	Solo	Ast	Total
19 Montavis Pitts	3	2	5
39 Andrew Letts	2	2	4
3 Roshard Gilyard	1	1	2
26 Lamel Ages	0	2	3
29 Derek Graves	2	0	2
53 Spencer Johnson	0	2	2
82 Reggie Torbor	1	1	2
8 Cooper Wallace	0	2	2
59 Jeremy Wells	0	2	2
11 Karlos Dansby	1	0	1
93 Tim Duckworth	0	1	1
49 Kevin Hobbs	0	1	1

SPECIAL TEAMS	. -----Tackles-----		
	Solo	Ast	Total
42 Bret Holliman	1	0	1
81 Jeris McIntyre	1	0	1
10 Donnay Young	0	1	1
27 Brandon Jacobs	1	0	1

2003 GAME-BY-GAME TEAM STATS

Game	Score	First Downs		Rushing No-Yds-TD	Passing		Total Off. Pl-Yds	Punts No-Avg	Fum. F/L	Penalties No-Yds	3rd Dns	Time of Poss
		Tot	Ru-Pa-Pe		C-A-I	Yds TD						
USC at Auburn	23 0	16	8-7-1 11 6-4-1	36-142-1 36-43-0	17-30-0 12-26-1	192 1 121 0	66-315 62-164	7-45.1 10-36.3	0/0 2/2	4-43 4-30	4 of 15 3 of 15	32:15 27:45
Auburn at Georgia Tech	3 17	14	6-7-1 13 5-6-2	38-40-0 39-102-1	20-33-1 9-21-0	190 0 149 1	71-230 60-251	8-35.0 7-36.3	2/1 3/1	10-93 9-65	4 of 17 2 of 13	33:43 26:17
Auburn at Vanderbilt	45 7	23	10-11-2 13 7-6-0	54-219-4 35-97-0	17-26-0 11-23-1	264 2 124 1	80-483 58-221	4-40.8 9-43.8	2/0 5/2	7-61 4-50	6 of 16 2 of 12	33:26 26:34
Western Kentucky at Auburn	3 48	7	3-4-0 29 14-15-0	28-47-0 42-285-5	10-17-1 22-26-0	116 0 282 1	45-163 68-567	7-45.4 1-45.0	1/0 1/1	2-10 5-35	4 of 13 8 of 12	29:06 30:54
Tennessee at Auburn	21 28	22	2-17-3 26 15-8-3	16-4-1 57-264-2	30-47-1 11-18-0	355 2 157 2	63-359 75-421	5-46.0 3-52.0	2/1 1/1	10-72 6-75	6 of 13 9 of 14	23:56 36:04
Auburn at Arkansas	10 3	13	5-7-1 17 5-11-1	42-160-1 39-173-0	10-18-1 13-28-0	118 0 168 0	60-278 67-341	4-44.6 4-43.5	0/0 1/1	4-35 5-49	3 of 15 6 of 15	31:45 28:45
Mississippi State at Auburn	13 45	15	5-7-3 25 17-8-0	29-102-1 56-405-6	15-30-1 12-19-1	192 1 148 0	59-294 75-553	8-42.0 4-43.8	4/2 3/1	9-58 7-65	1 of 12 8 of 14	26:23 33:37
Auburn at LSU												
Louisiana-Monroe at Auburn												
Ole Miss at Auburn												
Auburn at Georgia												
Alabama at Auburn												

Average Time of Possession (by Quarter)

	1	2	3	4	Total
AUBURN	:9:04	8:10	6:57	8:15	32:27:43
Opponent	:5:55	6:49	8:03	6:44	27:32:17

Third Down Conversions (by Quarter)

	1	2	3	4	Total
AUBURN.	11 of 27	12 of 29	8 of 17	10 of 28	41 of 103
Pct..	40.7	41.4	47.1	35.7	39.8
Opponents	2 of 21	3 of 23	11 of 26	9 of 23	25 of 93
Pct..	9.5	13.0	42.3	39.1	26.8

Third Down Breakdown (by Yardage)

Yards to go.....	1-3	4-6	7-10	11+	Total
AUBURN	13 of 29	16 of 29	11 of 25	1 of 20	41 of 103
Pct..	44.8	55.2	44.0	5.0	39.8
Opponents	8 of 21	8 of 20	5 of 29	4 of 23	25 of 93
Pct..	38.1	40.0	17.2	17.4	26.8

TURNOVERS

Takeaways — 11, Giveaways — 10
 (Diff. +1)
 Ratio — 1.1:1
 Points Off TOs —
 AU 48
 Opp. 24
 Points Off TOs/Game —
 AU 6.9, Opp. 3.4

KICKOFFS

Kickoffs — 34 Yost — 33 KO
 Touchbacks — 22 22 TB
 Out of Bounds — 0
 Opp. Returns — 180 (18.0) yards
 On-side kicks — 0-for-0

RED ZONE

AU Scores/Times in Red Zone: 20/25 (.800)
 AU TDs/Times in Red Zone: 16/25 (.640)
 Scores (20): 16 TD, 4 FG
 Non-Scores (5): Downs (1), Interception (1), Fumble (1), Clock (0), Missed FG (2)
 Opp. Scores/Times in Red Zone: 11/14 (.786)
 Opp. TDs/Times in Red Zone: 6/14 (.429)
 Scores (10): 6 TD, 5 FG
 Non-Scores (2): Downs (1), Interception (0), Fumble (0), Clock (0), Missed FG (2)

2003 GAME-BY-GAME INDIVIDUAL STATS

— GAME-BY-GAME RUSHING —

Att-Yds, TD	#23 R. Brown	#17 J. Campbell	#27 B. Jacobs	#45 B. Johnson	#44 J. Slaughter	#22 T. Smith	#13 J. Sullivan	#24 C. Williams
USC	8-28, 0	16-(-25), 0	0-0, 0	0-0, 0	0-0, 0	0-0, 0	DNP	12-49, 0
at Georgia Tech	11-47, 0	11-(-46), 0	0-0, 0	1-1, 0	1-7, 0	1-(-3), 0	DNP	11-37, 0
at Vanderbilt	11-50, 1	3-6, 0	14-68, 0	0-0, 0	0-0, 0	4-16, 2	2-8, 0	19-69, 1
WESTERN KENTUCKY	11-80, 1	1-(-2), 0	10-103, 1	0-0, 0	1-3, 0	11-30, 2	0-0, 0	8-71, 1
TENNESSEE	12-65-1	2-(-11), 0	3-19, 0	0-0, 0	0-0, 0	2-10, 0	DNP	36-185, 1
at Arkansas	DNP	3-1, 0	3-10, 0	0-0, 0	1-(-1), 0	0-0, 0	DNP	35-150, 1
MISSISSIPPI STATE	DNP	2-3, 0	31-182	0-0, 0	2-8, 0	5-20, 0	0-0, 0	15-164, 6
at LSU								
LA-MONROE								
OLE MISS								
at Georgia								
ALABAMA								

— GAME-BY-GAME RECEIVING —

No.-Yds, TD	#1 Aromashodu	#23 R. Brown	#85 S. Daniels	#28 J. Fetsko	#27 B. Jacobs	#45 B. Johnson	#81 J. McIntyre	#89 A. Mix
USC	0-0, 0	1-0, 0	0-0, 0	0-0, 0	0-0, 0	0-0, 0	3-25, 0	0-0, 0
at Georgia Tech	0-0, 0	0-0, 0	4-47, 0	1-8, 0	0-0, 0	0-0, 0	2-18, 0	0-0, 0
at Vanderbilt	1-6, 0	0-0, 0	3-31, 0	1-9, 0	0-0, 0	0-0, 0	4-117, 2	2-30, 0
WESTERN KY.	1-11, 0	2-41, 0	2-46, 1	2-18, 0	0-0, 0	0-0, 0	3-45, 0	5-40, 0
TENNESSEE	0-0, 0	0-0, 0	0-0, 0	1-16, 0	0-0, 0	0-0, 0	2-50, 0	2-24, 0
at Arkansas	0-0, 0	DNP	1-29, 0	0-0, 0	0-0, 0	0-0, 0	4-55, 0	2-13, 0
MISSISSIPPI STATE	0-0, 0	DNP	1-8, 0	0-0, 0	1-34, 0	2-23, 0	2-37, 0	0-0, 0
at LSU								
LA-MONROE								
OLE MISS								
at Georgia								
ALABAMA								

No.-Yds, TD	#2 Obomanu	#22 T. Smith	#44 J. Slaughter	#86 Taylor	#8 C. Wallace	#24 C. Williams	#87 Bennett	#80 Ross
USC	4-53, 0	0-0, 0	0-0, 0	4-43, 0	0-0, 0	0-0, 0	0-0, 0	0-0, 0
at Georgia Tech	2-6, 0	1-6, 0	0-0, 0	8-73, 0	1-30, 0	0-0, 0	0-0, 0	0-0, 0
at Vanderbilt	0-0, 0	1-4, 0	1-13, 0	3-34, 0	1-20, 0	0-0, 0	0-0, 0	0-0, 0
WESTERN KY.	0-0, 0	1-10, 0	0-0, 0	1-10, 0	1-12, 0	0-0, 0	3-41, 0	1-8, 0
TENNESSEE	1-29, 1	0-0, 0	0-0, 0	1-5, 0	1-9, 0	2-16, 0	1-8, 1	0-0, 0
at Arkansas	1-13, 0	0-0, 0	0-0, 0	1-5, 0	0-0, 0	1-3, 0	0-0, 0	0-0, 0
MISSISSIPPI STATE	1-14, 0	2-2, 0	1-(-4), 0	0-0, 0	0-0, 0	0-0, 0	0-0, 0	0-0, 0
at LSU								
LA-MONROE								
OLE MISS								
at Georgia								
ALABAMA								

GAME-BY-GAME — PASSING —

Cmp-Att-Yds-Int, TD	#17 Campbell	#13 Sullivan
USC	12-26-121-1, 0	DNP
at Georgia Tech	20-33-190-1, 0	DNP
at Vanderbilt	12-19-220-0, 2	5-7-44-0, 0
WESTERN KY.	12-13-173-0, 1	10-13-109, 0
TENNESSEE	11-18-157-0, 1	DNP
at Arkansas	10-18-118-1, 0	DNP
MISSISSIPPI STATE	12-18-148-0, 0	0-1-0-1, 0
at LSU		
LA-MONROE		
OLE MISS		
at Georgia		
ALABAMA		

GAME-BY-GAME — FIELD GOALS —

Made, Missed	#18 Yost	#37 Vaughn
USC	---	DNP
at Georgia Tech	---	22
at Vanderbilt	---	23, 21
WESTERN KY.	57	22
TENNESSEE	---	37, 46
at Arkansas	---	34
MISSISSIPPI STATE	42	38
at LSU		
LA-MONROE		
OLE MISS		
at Georgia		
ALABAMA		

GAME-BY-GAME — PUNTING —

No.-Avg, In 20	#30 Bliss	#41 Gibson
USC	6-38.7, 4	4-32.8, 1
at Georgia Tech	8-35.0, 2	DNP
at Vanderbilt	4-40.8, 0	DNP
WESTERN KY.	1-45.0, 1	DNP
TENNESSEE	3-52.0-1	DNP
at Arkansas	7-44.6	DNP
MISSISSIPPI ST.	4-43.8	DNP
at LSU		
LA-MONROE		
OLE MISS		
at Georgia		
ALABAMA		

2003 SUPERLATIVES

AUBURN TEAM SUPERLATIVES

Points Scored	.48	vs. Western Kentucky (9/27)
Low	.0	vs. USC (8/30)
First Downs	.29	vs. Western Kentucky (9/27)
Low	.11	vs. USC (8/30)
Rushing Plays	.57	vs. Tennessee (10/4)
Low	.36	vs. USC (8/30)
Net Rushing Yards	.405	vs. Mississippi State (10/18)
Low	.40	vs. Georgia Tech (9/6)
Passes Attempted	.33	vs. Georgia Tech (9/6)
Low	.18	vs. Tenn. (10/4), Ark. (10/11)
Passes Completed	.22	vs. Western Kentucky (9/27)
Low	.10	vs. Arkansas, (10/11)
Had Intercepted	.1	four times, last vs. MSU (10/18)
Low	.0	three times, last vs. UT (10/4)
Net Passing Yards	.282	vs. Western Kentucky (9/27)
Low	.118	vs. Arkansas (10/11)
Total Offensive Plays	.80	vs. Vanderbilt (9/13)
Low	.60	vs. Arkansas (10/11)
Total Net Offense	.567	vs. Western Kentucky (9/27)
Low	.164	vs. USC (8/30)
Fumbles	.3	vs. Mississippi State (10/18)
Low	.0	vs. Arkansas (10/11)
Fumbles Lost	.2	vs. USC (8/30)
Low	.0	three times, last vs. Ark. (10/11)
Penalties	.10	vs. Georgia Tech (9/6)
Low	.4	twice, last vs. Ark. (10/11)
Penalty Yards	.93	vs. Georgia Tech (9/6)
Low	.30	vs. USC (8/30)

AUBURN INDIVIDUAL SUPERLATIVES

Rushing Attempts	.36	by C. Williams vs. Tennessee (10/4)
Net Rushing Yards	.185	by C. Williams vs. Tennessee (10/4)
Rushing TDs	.6	by C. Williams vs. Miss. State (10/18)
Pass Attempts	.33	by J. Campbell vs. Ga. Tech (9/6)
Pass Completions	.20	by J. Campbell vs. Ga. Tech (9/6)
Had Intercepted	.1	four times
		last by J. Sullivan vs. MSU (10/18)
Net Passing Yards	.220	by J. Campbell vs. Vandy (9/13)
Passing TDs	.2	by J. Campbell vs. Vandy (9/13)
	.2	by J. Campbell vs. Tennessee (10/4)
Receptions	.8	by C. Taylor vs. Ga. Tech (9/6)
Receiving Yards	.117	by J. McIntyre vs. Vandy (9/13)
TD Receptions	.2	by J. McIntyre vs. Vandy (9/13)
Punts	.8	by K. Bliss vs. Ga. Tech (9/6)
Punt Average	.52.0	by K. Bliss vs. Tennessee (10/4)
Punts Inside 20	.4	by K. Bliss vs. USC (8/30)
Punt Returns	.6	by T. Smith vs. Vandy (9/13)
	.6	by T. Smith vs. Miss. State (10/18)
Punt Return Yards	.69	by T. Smith vs. Vandy (9/13)
Kickoff Returns	.4	by T. Smith vs. USC (8/30)
Kickoff Return Yards	.76	by T. Smith vs. USC (8/30)
	.76	by C. Williams vs. Ga. Tech (9/6)
FG Attempts	.2	by J. Vaughn vs. Vandy (9/13)
	.2	by J. Vaughn vs. Tennessee (10/4)
FG Made	.1	six times
Interceptions	.1	four times
		last by W. Herring vs. MSU (10/18)
Interception Yards	.13	by K. Hobbs vs. Vandy (9/13)

AUBURN INDIVIDUAL LONG PLAYS

Rushing	.72	by C. Williams vs. Miss. St. (10/18)
Passing	.67	by J. Campbell vs. Vandy (9/13)
Receiving	.67	by J. McIntyre vs. Vandy (9/13)
Field Goal	.57	by P. Yost vs. W. Kentucky (9/27)
Punt	.60	by K. Bliss vs. USC (8/30)
Punt Return	.33	by T. Smith vs. Vandy (9/13)
Kickoff Return	.32	by C. Williams vs. Ga. Tech (9/6)
Interception Return	.13	by K. Hobbs vs. Vandy (9/13)

OPPONENT TEAM SUPERLATIVES

Points Scored	.21	by Tennessee (10/4)
Low	.3	twice, last by Ark. (10/11)
First Downs	.22	by Tennessee (10/4)
Low	.7	by Western Kentucky
Rushing Plays	.39	by Arkansas (10/11)
Low	.16	by Tennessee (10/4)
Net Rushing Yards	.173	by Arkansas (10/11)
Low	.4	by Tennessee (10/4)
Passes Attempted	.47	by Tennessee (10/4)
Low	.17	by Western Kentucky (9/27)
Passes Completed	.30	by Tennessee (10/4)
Low	.9	by Georgia Tech (9/6)
Had Intercepted	.1	four times, last by MSU (10/18)
Low	.0	three times, last by Ark. (10/11)
Net Passing Yards	.355	by Tennessee (10/4)
Low	.116	by Western Kentucky (9/27)
Total Offensive Plays	.67	by Arkansas (10/11)
Low	.45	by Western Kentucky (9/27)
Total Net Offense	.359	by Tennessee (10/4)
Low	.163	by Western Kentucky (9/27)
Fumbles	.5	by Vanderbilt (9/13)
Low	.0	by USC (8/30)
Fumbles Lost	.2	by Vandy (9/13), MSU (10/18)
Low	.0	by USC (8/30), WKU (9/27)
Penalties	.10	by Tennessee (10/4)
Low	.2	by Western Kentucky (9/27)
Penalty Yards	.72	by Tennessee (10/4)
Low	.10	by Western Kentucky (9/27)

OPPONENT INDIVIDUAL SUPERLATIVES

Rushing Attempts	.21	by H. Mitchell of USC (8/30)
Net Rushing Yards	.123	by N. Turner of Miss. State (10/18)
Rushing TDs	.1	four times
		last by N. Turner of Miss. State (10/18)
Pass Attempts	.47	by C. Clausen of Tennessee (10/4)
Pass Completions	.30	by C. Clausen of Tennessee (10/4)
Had Intercepted	.1	four times
		last by K. Fant of Miss. State (10/18)
Net Passing Yards	.355	by C. Clausen of Tennessee (10/4)
Passing TDs	.2	by C. Clausen of Tennessee (10/4)
		last by J. Cutler of Vandy (9/13)
Receptions	.8	by M. Williams of USC (8/30)
Receiving Yards	.113	by J. Jenkins of Miss. State (10/18)
TD Receptions	.1	six times
		last by J. Jenkins of Miss. St. (10/18)
Punts	.9	by A. Iranmanesh of Vandy (9/13)
Punt Average	.46.0	by D. Colquitt of Tennessee (10/4)
Punts Inside 20	.3	by T. Malone of USC (8/30)
Punt Returns	.4	by M. Jackson of Arkansas (10/11)
Punt Return Yards	.27	by M. Jackson of Arkansas (10/11)
Kickoff Returns	.3	by C. Rooney of W. Kentucky (9/27)
Kickoff Return Yards	.59	by C. Rooney of W. Kentucky (9/27)
FG Attempts	.3	by R. Killeen of USC (8/30)
FG Made	.3	by R. Killeen of USC (8/30)
Interceptions	.1	by D. Bing of USC (8/30)
		three times
Interception Yards	.52	by D. Davis of Ga. Tech (9/6)

OPPONENT INDIVIDUAL LONG PLAYS

Rushing	.77	by N. Turner of Miss. State (10/18)
Passing	.54	by R. Ball of Ga. Tech (9/6)
Receiving	.54	by N. Curry of Ga. Tech (9/6)
Field Goal	.42	by R. Killeen of USC (8/30)
Punt	.70	by T. Malone of USC (8/30)
Punt Return	.18	by N. Turner of Miss. State (10/18)
Kickoff Return	.30	by C. Rooney of W. Kentucky (9/27)
Interception Return	.20	by D. Davis of Ga. Tech (9/6)

PLAYS OF 20+ YARDS

Yards	Type	Player(s)	Opponent	Qrt
72 (TD)	run	Carnell Williams	Mississippi State	1st
67 (TD)	pass	Jason Campbell to Jeris McIntyre	Vanderbilt	3rd
46	pass	Jason Campbell to Jeris McIntyre	Tennessee	1st
44	run	Brandon Jacobs	Western Kentucky	2nd
44	run	Carnell Williams	Arkansas	1st
36 (TD)	pass	Jason Campbell to Silas Daniels	Western Kentucky	1st
34	pass	Jason Campbell to Ronnie Brown	Western Kentucky	2nd
32	run	Brandon Jacobs	Mississippi State	4th
31 (TD)	pass	Jason Campbell to Jeris McIntyre	Vanderbilt	2nd
31	run	Jeris McIntyre	Mississippi State	1st
30	pass	Jason Campbell to Cooper Wallace	Georgia Tech	4th
29 (TD)	run	Carnell Williams	Western Kentucky	1st
29 (TD)	pass	Jason Campbell to Ben Obomanu	Tennessee	1st
29	pass	Jason Campbell to Silas Daniels	Arkansas	4th
27	pass	Jason Campbell to Ben Obomanu	Southern Cal	4th
27	pass	Jason Campbell to Jeris McIntyre	Mississippi State	2nd
24	pass	Jason Campbell to Anthony Mix	Vanderbilt	1st
23	run	Brandon Jacobs	Vanderbilt	4th
22	pass	Jason Campbell to Silas Daniels	Vanderbilt	2nd
22	run	Ronnie Brown	Western Kentucky	2nd
22	run	Carnell Williams	Mississippi State	2nd
20	pass	Jason Campbell to Courtney Taylor	Georgia Tech	4th
20	pass	Jason Campbell to Silas Daniels	Georgia Tech	2nd
20	pass	Jason Campbell to Cooper Wallace	Vanderbilt	3rd
20	run	Brandon Jacobs	Vanderbilt	4th
20	pass	Josh Sullivan to Cole Bennett	Western Kentucky	4th
20	pass	Jason Campbell to Jeris McIntyre	Arkansas	2nd
20	run	Brandon Jacobs	Mississippi State	2nd

PLAY BREAKDOWN

BY PLAY

Run	11
Pass	17

BY GAME

Southern California	1
Georgia Tech	3
Vanderbilt	7
Western Kentucky	6
Tennessee	2
Arkansas	3
Mississippi State.....	6
LSU	
Louisiana-Monroe	
Ole Miss	
Georgia	
Alabama	

BY QUARTER

1st	8
2nd	10
3rd	2
4th	8

RUSHING

Brandon Jacobs	5
Carnell Williams	4
Ronnie Brown.....	1
Jeris McIntyre.....	1

PASSING

Jason Campbell	16
Josh Sullivan	1

RECEIVING

Jeris McIntyre.....	5
Silas Daniels	4
Ben Obomanu	2
Cooper Wallace	2
Cole Bennett	1
Ronnie Brown.....	1
Anthony Mix	1
Courtney Taylor	1

THE LAST TIME

AN AUBURN TEAM ...

Had 35 First Downs... vs. Western Carolina, 2002 (37)
Had 30 First Downs... vs. Western Carolina, 2002 (37)
Had 400 yards rushing... vs. Mississippi State, 2003 (405)
Had 300 yards rushing... vs. Mississippi State, 2003 (405)
Had 50 or more rushing attempts... vs. Mississippi State, 2003 (56)
Had five or more rushing TDs... vs. Mississippi State, 2003 (6)
Had four or more rushing TDs... vs. Mississippi State, 2003 (6)
Had 350 or more yards passing... vs. Louisiana Tech, 2001 (381)
Had 300 or more yards passing... vs. Louisiana Tech, 2001 (381)
Had 50 or more pass attempts... vs. Mississippi State, 1997 (54)
Had 30 or more pass completions... vs. Arkansas, 1995 (34)
Had five TDs passing... vs. Louisiana Tech, 2001 (5)
Had four TDs passing... vs. Louisiana-Monroe, 2002 (4)
Had three TDs passing... vs. Louisiana-Monroe, 2002 (4)
Had 500 or more yards total offense... vs. Mississippi State, 2003 (553)
Had 80 or more total plays... at Vanderbilt, 2003 (80)
Scored 70 or more points... vs. UT-Chattanooga, 1995 (76)
Scored 60 or more points... vs. Fresno St., 1996 (62)
Scored 50 or more points... vs. Louisiana-Monroe, 2002 (52)
Scored 40 or more points... vs. Mississippi State, 2003 (45)
Had five or more fumbles... vs. Florida, 2001 (5)
Did not commit a turnover... at Arkansas, 2003
Had 200-yard rusher and 100-yard receiver in a game... vs. Syracuse, 2002 (Carnell Williams [202 rush] and Marcel Willis [113 receiving])
Had 150-yard receiver and 150-yard rusher in a game... at Arkansas, 2001 (Tim Carter [156 receiving] and Carnell Williams [177 rush])
Had 100-yard receiver and 100-yard rusher in a game... vs. Syracuse, 2002 (Marcel Willis [113 receiving] and Carnell Williams [202 rush])
Had two 100-yard rushers in a game... vs. Mississippi State, 2003 (Brandon Jacobs [182] and Carnell Williams [164])
Had two 150-yard rushers in a game... vs. Mississippi State, 2003 (Brandon Jacobs [182] and Carnell Williams [164])
Had three 100-yard rushers in a game ... vs. Maryland, 1983 (Tommie Agee [219], Lionel James [115] and Bo Jackson [105])
Had two 100-yard receivers in a game... vs. LSU, 1999 (Ronney Daniels [120] and Markeith Cooper [105])
Returned a punt for a TD... vs. South Carolina, 1996 (Robert Baker) (79 yards)
Returned a kickoff for a TD... vs. LSU, 2000 (Tim Carter) [100 yards]
Returned three Interceptions for TDs... vs. LSU, 1994 (Ken Alvis, Fred Smith, Brian Robinson)
Returned two Interceptions for TDs... vs. LSU, 1994 (Ken Alvis, Fred Smith, Brian Robinson)
Returned an Interception for a TD... vs. Central Florida, 1999 (Alex Lincoln)
Returned two fumbles for TDs... vs. Vanderbilt, 2002 (Spencer Johnson, Karlos Dansby)
Returned a fumble for a TD... vs. Vanderbilt, 2002 (Spencer Johnson) [27]
Blocked a punt ... vs. Mississippi State, 2001 (Tim Carter)
Returned a blocked punt for a TD... vs. Vanderbilt, 2000 (Block:Reggie Torbor, TD Casinius Moore)
Blocked a field goal ... vs. Western Kentucky, 2003 (Tim Duckworth)
Blocked two field goals in a game... at Georgia, 2001 (Alton Moore, 2)
Blocked a PAT attempt ... vs. LSU, 1998 (Charles Dorsey, 2)
Blocked two PAT attempt ... vs. LSU, 1998 (Charles Dorsey, 2)
Missed a kicking PAT... vs. Idaho, 1999 (Robert Bironas)
Had a punt blocked... vs. Arkansas, 2002 (Damon Duval)
Had a field goal blocked... vs. Penn State [Capital One], 2003 (Damon Duval)
Was held scoreless... vs. Southern California, 2003 (0-23)
Was held scoreless at Jordan-Hare Stadium... vs. Southern California, 2003 (0-23)
Held an opponent scoreless... vs. Western Carolina, 2002 (56-0)
Held an opponent scoreless at Jordan-Hare Stadium... vs. Western Car., 2002 (56-0)

Held an opponent to five or less first downs... vs. Ball State, 2001 (5)
Held an opponent to 10 or less first downs... vs. Western Kentucky, 2003 (7)
Intercepted five or more passes... vs. Louisiana Tech, 2001 (5)
Intercepted four or more passes... vs. LSU, 2002 (4)
Held an opponent to 300 or less yards total offense... vs. Mississippi State, 2003 (294)
Held an opponent to 200 or less yards total offense... vs. W. Kentucky, 2003 (163)
Held an opponent to 150 or less yards total offense... vs. Ball State, 2001 (92)
Held an opponent to 100 or less yards total offense... vs. Ball State, 2001 (92)
Held an opponent to 100 or less yards rushing... vs. Tennessee, 2003 (4)
Held an opponent to 50 or less yards rushing... vs. Tennessee, 2003 (4)
Held an opponent to negative yards rushing... vs. Florida, 2001 (-36)
Held an opponent to 100 or less yards passing... vs. Penn State [Capital One], 2003 (98)
Held an opponent without a touchdown... at Arkansas, 2003
Scored a safety... at Ole Miss, 2002 (Team)
Scored on a fake field goal... vs. Vanderbilt, 2000 (Duval pass to Diamond)
Scored two or more offensive two-point conversions... vs. Florida, 2002 [2]
Scored an offensive two-point conversion... at Ole Miss, 2002
Scored a defensive two-point conversion... vs. LSU, 1998 (Brad Ware)
Had 10 or more penalties... at Georgia Tech, 2003 (10)
Had 100 or more penalty yards... at Ole Miss, 2000 (112)
Had 35 minutes time of possession... vs. Tennessee, 2003 (36:04)
Was Involved in a game that ended in a tie... vs. Georgia, 1994 (23-23)
Was Involved in an overtime game... at Florida, 2002 (30-23 loss)

AN AUBURN PLAYER ...

Rushed 40 times in a game... Carnell Williams vs. Syracuse, 2002 (40)
Rushed 35 times in a game... Carnell Williams at Arkansas, 2003 (35)
Rushed 30 times in a game... Carnell Williams at Arkansas, 2003 (35)
Rushed for 200 yards in a game... Ronnie Brown at Ole Miss, 2002 (224)
Rushed for 150 yards in a game... Brandon Jacobs (182) and Carnell Williams (164) vs. Mississippi State, 2003
Rushed for 100 yards in a game... Brandon Jacobs (182) and Carnell Williams (164) vs. Mississippi State, 2003
Rushed for 100 yards in five consecutive games... Rudi Johnson vs. Florida (133), vs. Louisiana Tech (249), vs. Arkansas (114), vs. Georgia (152), at Alabama (130), 2000
Rushed for 100 yards in four consecutive games... Rudi Johnson vs. Louisiana Tech (249), vs. Arkansas (114), vs. Georgia (152), Alabama (130), 2000
Rushed for 100 yards in three consecutive games... Carnell Williams vs. Tennessee (185), at Arkansas (150), 2003, vs. Mississippi State, 2003 (164)
Rushed for 100 yards in consecutive games... Carnell Williams vs. Tennessee (185), at Arkansas (150), 2003, vs. Mississippi State, 2003 (164)
Rushed for 150 yards in three consecutive games... Carnell Williams vs. Tennessee (185), at Arkansas (150), 2003, vs. Mississippi State (164)
Rushed for 150 yards in consecutive games... Carnell Williams vs. Tennessee (185), at Arkansas (150), 2003, vs. Mississippi State, 2003 (164)
Rushed for 4 or more TDs in a game... Carnell Williams vs. Mississippi State, 2003 (6)
Rushed for 3 or more TDs in a game... Carnell Williams vs. Mississippi State, 2003 (6)
Rushed for 2 or more TDs in four consecutive games... Carnell Williams vs. Western Carolina (2), vs. Vanderbilt (2), at Miss. State (2), vs. Syracuse (2), 2002
Rushed for 2 or more TDs in three consecutive games... Ronnie Brown at Florida (2), vs. LSU (2), at Ole Miss (3), 2002
Passed for 400 yards in a game... Ben Leard at Georgia, 1999 (416)
Passed for 300 yards in a game... Daniel Cobb vs. Louisiana Tech, 2001 (381)
Attempted 50 passes in a game... Dameyune Craig vs. Mississippi State, 1997 (54)
Attempted 40 passes in a game... Daniel Cobb at Arkansas, 2001 (40)
Threw five TDs in a game... Daniel Cobb vs. Louisiana Tech, 2001 (5)
Threw four TDs in a game... Daniel Cobb vs. Louisiana Tech, 2001 (5)
Threw three TDs in a game... Daniel Cobb vs. Louisiana Tech, 2001 (5)

THE LAST TIME

Had 400 yards total offense in a game... Dameyune Craig vs. Louisiana Tech, 1997 (405)
Had 300 yards total offense in a game... Daniel Cobb vs. Louisiana Tech, 2001(384)
Accounted for four or more TDs in a game... Carnell Williams vs. Mississippi State, 2003 (6)
Accounted for three or more TDs in a game... Carnell Williams vs. Mississippi State, 2003 (6)
Caught 15 passes in a game... Willie Gosha vs. Arkansas, 1995 (17)
Caught 10 or more passes in a game... Ronney Daniels vs. Central Florida, 1999 (10)
Caught seven or more passes in a game... Courtney Taylor vs. Georgia Tech, 2003 (8)
Had 200 or more yards receiving in a game... Ronney Daniels at Georgia, 1999 (249)
Had 150 or more yards receiving in a game... Tim Carter at Arkansas, 2001 (156)
Had 100 or more yards receiving in a game... Jeris McIntyre at Vanderbilt, 2003 (117)
Caught four or more TD passes in a game... Alexander Wright vs. Pacific, 1987 (4)
Caught three or more TD passes in a game... Alexander Wright vs. Pacific 1987, (4)
Caught two or more TD passes in a game... Jeris McIntyre at Vanderbilt, 2003 (2)
Scored 15 or more points kicking... Jaret Holmes vs. UAB, 1996 (17)
Scored 10 or more points kicking... Damon Duval vs. Louisiana Tech, 2001 (11)
Kicked five or more field goals in a game... Jaret Holmes vs. UAB, 1996 (5)
Kicked four or more field goals in a game... Jaret Holmes vs. Alabama, 1997 (4)
Blocked a field goal in a game... Tim Duckworth vs. Western Kentucky, 2003
Blocked two field goals in a game... Alton Moore at Georgia, 2001
Blocked a PAT attempt ... Charles Dorsey vs. LSU, 1998 (2)
Blocked two PAT attempts ... Charles Dorsey vs. LSU, 1998 (2)
Scored four or more TDs... Rudi Johnson vs. La. Tech, 2000 (4 rush)
Scored three or more TDs... Ronnie Brown at Ole Miss, 2002 (3 rush)
Intercepted three or more passes in a game... Brian Robinson vs. Florida, 1994 (3)
Intercepted two or more passes in a game... Karlos Dansby, vs. LSU, 2002 (2)
Had an 80-yard run... Brent Fullwood vs. Mississippi State, 1986 (88)
Had a 70-yard run... Carnell Williams vs. Mississippi State, 2003 (72)
Had a 60-yard run... Carnell Williams vs. Mississippi State, 2003 (72)
Completed an 80-yard pass... Ben Leard to Ronney Daniels at LSU, 1999 (84)
Completed a 70-yard pass... Daniel Cobb to Marcel Willis vs. Syracuse, 2002 (75)
Completed a 60-yard pass... Jason Campbell to Jeris McIntyre at Vanderbilt, 2003 (67)
Kicked a field goal of 50 or more yards... Philip Yost vs. Western Kentucky, 2003 (57)
Had a 70-yard punt... Damon Duval vs. N. Illinois, 2000 (71)
Had a 60-yard punt... Kody Bliss vs. Southern California, 2003 (60)

AN AUBURN OPPONENT ...

Scored 50 or more points... Georgia, 1996 (56) [4 OT]
Scored 40 or more points... Arkansas, 2001 (42)
Had 350 or more yards rushing... Arkansas, 2002 (426)
Had 300 or more yards rushing... Arkansas, 2002 (426)
Had 250 or more yards rushing... Arkansas, 2002 (426)
Had 50 or more rushing attempts... at Syracuse, 2001 (52)
Had 400 yards passing... Louisiana Tech, 2000 (433)
Had 350 yards passing... Tennessee, 2003 (355)
Had 300 yards passing... Tennessee, 2003 (355)
Had 50 or more pass attempts... Louisiana Tech, 2001 (52)
Had 40 or more pass attempts... Tennessee, 2003 (47)
Had 30 or more pass completions... Tennessee, 2003 (30)
Had 25 or more pass completions... Tennessee, 2003 (30)
Had four or more TDs passing... Florida, 2000 [SEC Championship] (4)
Had three or more TDs passing... Ole Miss, 2002 (3)
Had five passes intercepted... Louisiana Tech, 2001 (5)
Had four passes intercepted... LSU, 2002 (4)
Had 600 yards total offense... Florida, 1996 (625)
Had 500 yards total offense... Alabama, 2001 (549)
Had 400 yards total offense... Arkansas, 2002 (492)
Had five or more fumbles... at Vanderbilt, 2003 (5)

Lost four or more fumbles... vs. Tennessee, 1997 (4)
Returned a punt for a TD... Syracuse, 2002 (James Riddle) (85 yards)
Returned a kickoff for a TD... Florida, 1995 (Reidell Anthony) (90 yards)
Returned an interception for a TD... Arkansas, 2001 (Jermaine Petty) (88 yards) [TD]
Returned a fumble for a TD... Arkansas, 1997 (C.J. McLain) (52 yards)
Blocked an Auburn punt... Arkansas, 2002
Blocked an Auburn field goal... Penn State [Capital One], 2003 (Derek Wake)
Held Auburn to 300 yards total offense... Arkansas, 2003 (278)
Held Auburn to 200 yards total offense... Southern California, 2003 (164)
Held Auburn below 100 yards rushing... Georgia Tech, 2003 (40)
Held Auburn below 50 yards rushing... Georgia Tech, 2003 (40)
Held Auburn to negative yards rushing... Tennessee, 1997 (-15)
Held Auburn below 100 yards passing... Penn State [Capital One], 2003 (78)
Held Auburn to 10 or less first downs... Mississippi St., 2000 (7)
Had 10 or more penalties... Tennessee, 2003 (10)
Had 100 or more yards in penalties... Alabama, 1997 (111)
Had two 100-yard rushers in a game... Alabama, 2001 [Santonio Beard, 199, Ahmad Galloway, 127]
Had two 100-yard receivers in a game... Georgia, 2001 [T. Edwards, 124, Fred Gibson, 111]
Had a 100-yard rusher and a 100-yard receiver... LaBrandon Toefield (120 rush) and Josh Reed (186 rec), LSU, 2001
Scored a safety... Arkansas, 2000 (Team)
Scored a two-point conversion... Mississippi State, 2001
Had 35 minutes time of possession... Florida, 2002 (38:17)

AN OPPOSING PLAYER ...

Rushed for 200 yards in a game... Fred Talley, Arkansas, 2002 (241)
Rushed for 150 yards in a game... Fred Talley, Arkansas, 2002 (241)
Rushed for 100 yards in a game... Fred Talley, Arkansas, 2002 (241)
Passed for 400 yards in a game... Luke McCown, La. Tech, 2000 (433)
Passed for 350 yards in a game... Casen Clausen, Tennessee, 2003 (355)
Passed for 300 yards in a game... Casey Clausen, Tennessee, 2003 (355)
Attempted 50 passes in a game... Luke McCown, La. Tech, 2001 (52)
Attempted 40 passes in a game... Casey Clausen, Tennessee, 2003 (47)
Completed 25 passes in a game... Casey Clausen, Tennessee, 2003 (30)
Threw three or more TD passes in a game... Eli Manning, Ole Miss, 2002 (3)
Had 400 yards total offense... Luke McCown, La. Tech, 2000 (436)
Had 350 yards total offense... Luke McCown, La. Tech, 2001 (381)
Accounted for 3 or more TDs... Eli Manning, Ole Miss, 2002 (3)
Caught 10 or more passes... Michael Johnson, Georgia, 2002 (13)
Caught seven or more passes... Justin Jenkins, Mississippi State, 2003 (7)
Had 100 yards receiving... Justin Jenkins, Mississippi State, 2003 (113)
Had 200 yards receiving... Charles Lee, Central Florida, 1999 (203)
Caught three or more TD passes... Chris Collins, Ole Miss, 2002 (3)
Scored three TDs... Chris Collins, Ole Miss, 2002 (3 receiving)
Had a 90-yard run... Guy Minor, LSU, 1936 (90)
Had an 80-yard run... Fred Talley, Arkansas, 2002 (80) [TD]
Had a 70-yard run... Nick Turner, Mississippi State, 2003 (77) [TD]
Had a 60-yard run... Nick Turner, Mississippi State, 2003 (77) [TD]
Completed an 80-yard pass... Rex Grossman to Jabar Gaffney, Florida, 2001(80)
Completed a 70-yard pass... Rex Grossman to Jabar Gaffney, Florida, 2001(80)
Completed a 60-yard pass... David Greene to Fred Gibson, Georgia, 2001 (67) [TD]
Kicked a 50-yard field goal... Steve Lindsey, Ole Miss, 1997 (52)
Had a 70-yard punt... Tom Malone, Southern California, 2003 (70)
Had a 60-yard punt... Tom Malone, Southern California, 2003 (70)
Made three or more FGs ... Ryan Killeen, Southern California, 2003 (3)