



1968

1968 Peach Bowl
LSU 31, Florida State 27
December 30, 1968
Grant Field (35,545)

The inaugural Peach Bowl was meant to be a contrast in offensive styles - LSU's ball control game versus the aerial exploits of Florida State. The fact that the game didn't follow the script was immediately forgotten, as an enthusiastic crowd got caught up in a see-saw battle that turned out to be one of the most exciting postseason games of the 1968 season.

The Tigers fell behind, 13-0, early in the second quarter after turning the ball over on each of their first four possessions. Still, the defense, which held heralded Florida State receiver Ron Sellers to one catch in the opening half, kept the Tigers within striking distance.

The Tigers broke through midway through the second quarter when Craig Burns returned a punt 39 yards for a TD to cut the lead to 13-7. Mark Lumpkin booted a 22-yard field goal just before halftime to cut the Tiger deficit to 13-10 heading into the locker room.


LSU took control of the game with its first possession of the second half, driving 51 yards in eight plays, capped by an 11-yard TD pass from Mike Hillman to Bob Hamlett. The Tigers increased their lead to 24-13 moments later when Hillman hit Bill Stober for another 11-yard touchdown pass.

The Seminoles were far from defeated, however. Florida opened the fourth quarter with a 72-yard drive capped by a two-yard Sellers TD reception to cut the lead to 24-19.

After a failed two-point conversion the tide swung in Florida State's favor again when the Tigers fumbled the ensuing kick, their fourth fumble of the day. The Seminoles followed with another Sellers TD and a two-point conversion to give them a 27-24 lead with just over six minutes remaining.

The Tigers responded when Maurice LeBlanc scored on a 2-yard run to cap a nine-play, 61-yard drive that included a 20-yard reception by Tommy Morel on 3rd and 19 to put the Tigers in scoring position.

The game was still not over, however. The Seminoles marched down the field into Tiger territory. Barton Frye solidified the Tiger victory when he knocked down what would have been a game-winning touchdown reception by Sellers, giving the Tigers the ball on downs where they eventually ran out the clock.



1996

1996 Peach Bowl
LSU 10, Clemson 7
December 28, 1996
Georgia Dome (63,622)

Quarterback Herb Tyler, the unsung hero the Tiger offense, led a balanced attack against a stubborn Clemson squad to send LSU to a 10-7 victory in the Peach Bowl at the Georgia Dome.


The win gave the Tigers their second straight bowl victory and provided them with their first 10-win season in nearly a decade and only the fifth in school history.

Clemson jumped in front early after LSU turned the ball over deep in Clemson territory. Clemson quarterback Nealon Greene took the ball in from five yards out for a 7-0 lead in the first quarter. As the defenses shined in this Peach Bowl, it would be Clemson's only points of the night.

Kevin Faulk evened the game at 7-7 with a 3-yard scamper that capped an efficient 80-yard drive. Wade Richey added a 22-yard field goal just before intermission to give the Tigers a 10-7 lead.

In a see-saw defensive battle in which neither team got into an offensive rhythm in the second half, the teams exchanged punts before Clemson mounted a late attack. Aaron Adams blocked a 52-yard Clemson field goal attempt with under two minutes remaining to seal the victory for LSU.

Herb Tyler was named MVP of the game after completing 14-of-21 passes for 163 yards while rushing for an additional 38.



Quarterback Herb Tyler was named the MVP of the 1996 Peach Bowl.



2000

2000 Peach Bowl
LSU 29, Georgia Tech 14
December 29, 2000
Georgia Dome (73,614)

Rohan Davey came off the bench to lead the Tigers to a 28-14 come-from-behind win over Georgia Tech in the Peach Bowl. Trailing 14-3 at halftime, Davey started the second half and led the Tigers to a touchdown on the first possession of the half.

In all, Davey, the game's Most Outstanding Offensive Player, threw three second half touchdown passes, tying an LSU bowl record, and he finished the contest with 17 completions in 25 attempts for 174 yards. Davey hit wideout Josh Reed on a 9-yard scoring pass early in the fourth quarter to give the Tigers the lead for good at 17-14. Reed finished the game with an LSU bowl record tying nine receptions for 96 yards, while fullback Tommy Banks capped his senior season with two touchdown receptions and a career-best seven catches for 71 yards.

LSU's defense was also on its game, forcing Georgia Tech into six turnovers, including four fumbles. The Yellow Jackets entered the contest with only 12 turnovers all season. LB Bradie James led the defensive unit was named the Peach Bowl's Most Outstanding Defensive Player, just eight days after his father passed away. PK John Corbello got the scoring started in the game with a 32-yard field goal. He later added a career-long 49-yard field goal in the fourth quarter. The victory was the third in three tries for the Tigers in the Peach Bowl, having also won the bowl in 1968 and 1996. The game was played before a Peach Bowl record crowd of 73,614 fans.



LSU BOWL LOG

BOWL RECORD: 17-18-1 | 36 BOWL APPEARANCES

SUGAR (5-7)

vs. TCU	2-3	L	Jan. 1, 1936
vs. Santa Clara	14-21	L	Jan. 1, 1937
vs. Santa Clara	0-6	L	Jan. 1, 1938
vs. Oklahoma	0-35	L	Jan. 1, 1950
vs. Clemson	7-0	W	Jan. 1, 1959
vs. Ole Miss	0-21	L	Jan. 1, 1960
vs. Syracuse	13-10	W	Jan. 1, 1965
vs. Wyoming	20-13	W	Jan. 1, 1968
vs. Nebraska	10-28	L	Jan. 1, 1985
vs. Nebraska	15-30	L	Jan. 1, 1987
vs. Illinois	47-34	W	Jan. 1, 2002
vs. Oklahoma	21-14	W	Jan. 4, 2004

PEACH (3-0)

vs. Florida State	31-27	W	Dec. 30, 1968
vs. Clemson	10-7	W	Dec. 28, 1996
vs. Georgia Tech	28-14	W	Dec. 29, 2000

INDEPENDENCE (2-0)

vs. Michigan State	45-26	W	Dec. 29, 1995
vs. Notre Dame	27-9	W	Dec. 28, 1997

COTTON (2-1-1)

vs. Arkansas	0-0	T	Jan. 1, 1947
vs. Texas	13-0	W	Jan. 1, 1963
vs. Arkansas	14-7	W	Jan. 1, 1966
vs. Texas	20-35	L	Jan. 1, 2003

ORANGE (2-3)

vs. Texas A&M	19-14	W	Jan. 1, 1944
vs. Colorado	25-7	W	Jan. 1, 1962
vs. Nebraska	12-17	L	Jan. 1, 1971
vs. Penn State	9-16	L	Jan. 1, 1974
vs. Nebraska	20-21	L	Jan. 1, 1983

SUN (1-1)

vs. Iowa State	33-15	W	Dec. 18, 1971
vs. Stanford	14-24	L	Dec. 31, 1977

GATOR (1-0)

vs. South Carolina	30-13	W	Dec. 31, 1987
--------------------	-------	---	---------------

CAPITAL ONE (1-1) (formerly Tangerine and Citrus)

vs. Wake Forest	34-10	W	Dec. 22, 1979
vs. Iowa	25-30	L	Jan. 1, 2005

OUTBACK (0-1)

vs. Syracuse	10-23	L	Jan. 2, 1989
--------------	-------	---	--------------

LIBERTY (0-2) (formerly Hall of Fame)

vs. Missouri	15-20	L	Dec. 23, 1978
vs. Baylor	7-21	L	Dec. 27, 1985

BLUEBONNET (0-2) (formerly Astro Bluebonnet)*

vs. Baylor	7-14	L	Dec. 21, 1963
vs. Tennessee	17-24	L	Dec. 30, 1972

* -disbanded in 1987

1936



1936 Sugar Bowl

Tulane Stadium • New Orleans, La.
January 1, 1936 (35,000)

TCU 3, LSU 2

Four days of rain turned an expected passing battle into a punting duel between quarterbacks Sammy Baugh of TCU and LSU's Abe Mickal. The Tigers threatened often, once getting to the six-inch line, but TCU's Taldon Manton kicked a winning 36-yard field goal. LSU scored when All-America end Gaynell Tinsley harassed Baugh into throwing an incompleteness in the TCU end zone for an automatic safety.


1936 SUGAR BOWL

TCU	0	3	0	0	-- 3
LSU	0	2	0	0	-- 2

SCORING SUMMARY

LSU	2Q	Safety
TCU	2Q	Manton 26 FG

1937



1937 Sugar Bowl

Tulane Stadium • New Orleans, La.
January 1, 1937 (38,483)

Santa Clara 21, LSU 14

Mike the Tiger's first year at LSU ended in an upset by the little-known Broncos. Coach Bernie Moore's previously undefeated Bengals were never in the ball game, trailing 14-0 after the first period. The Tigers scored their last touchdown late in the game, long after Santa Clara coach Buck Shaw had cleared his bench.

1937 SUGAR BOWL

Santa Clara	14	0	7	0	-- 21
LSU	0	7	0	7	-- 14

SCORING SUMMARY

SC	1Q	Falaschi 27 pass to Gomez (Pellegrini kick)
SC	1Q	Pellegrini 28 pass to Finney (Pellegrini kick)
LSU	2Q	Crass 50 pass to Linsley (Crass kick)
SC	3Q	Falaschi 5 run (Falaschi kick)
LSU	4Q	Crass 17 pass to Reed (Milner kick)

1938



1938 Sugar Bowl

Tulane Stadium • New Orleans, La.
January 1, 1938 (40,000)

Santa Clara 6, LSU 0

A rematch of the 1937 Sugar classic saw the unbeaten Broncos score early and then hold off the Tigers with two goal line stands. It marked the first time in 50 games that an LSU team had been held scoreless. Pinky Rohm was the sparkplug for the Tigers, but LSU could not move on the west coast club.

1938 SUGAR BOWL

Santa Clara	0	6	0	0	-- 6
LSU	0	0	0	0	-- 0

SCORING SUMMARY

SC	2Q	Pellegini 9 pass to Coughlan (kick failed)
----	----	--

LSU LEADERS

Rushing	Att.	Yards	TD
Cotta Milner	13	34	0

Passing	Att.	Comp.	Int.	Yards	TD
Pinky Rohm	15	5	1	63	0

Receiving	No.	Yards	TD
Ken Havonuagh	4	46	0

1944



1944 Orange Bowl

Orange Bowl Stadium • Miami, Fla.
January 1, 1944 (32,191)

LSU 19, Texas A&M 14

The war-time Tigers went to Miami despite a 5-3 season, thanks largely to the presence of Steve Van Buren. The red-haired sensation ran and passed for two first quarter touchdowns and sewed up the victory with a 63-yard scoring run in the third period. It was Van Buren's 16th touchdown of the season, a mark that stood until Charles Alexander ran for 17 in 1977.

1944 ORANGE BOWL

Texas A&M	7	0	7	0	-- 14
LSU	12	0	7	0	-- 19

SCORING SUMMARY

LSU	1Q	Van Buren 12 run (kick failed)
LSU	1Q	Van Buren 22 run (kick failed)
A&M	2Q	Hallmark 21 pass to Biuditt (Luiner kick)
LSU	3Q	Van Buren 62 run (Van Buren kick)
A&M	3Q	Hallmark 17 pass to Settegast (Luiner kick)

LSU LEADERS

Rushing	Att.	Yards	TD	Lg.
Steve Van Buren	24	160	2	62
Joe Nogata	8	25	0	

1947



1947 Cotton Bowl

Cotton Bowl Stadium • Dallas, Texas
January 1, 1947 (38,000)

LSU 0, Arkansas 0

Shunned by the Sugar Bowl, the 9-1 Tigers marched into the Cotton Bowl behind quarterback Y.A. Tittle. But Dallas was pelted with rain, sleet and snow and the scoreless standoff became known as the Ice Bowl. LSU held a 15-1 edge over the Razorbacks in first downs and a 271-54 advantage in total yardage. But the afternoon belonged to the weatherman.

1947 COTTON BOWL

LSU	0	0	0	0	-- 0
Arkansas	0	0	0	0	-- 0

1950



1950 Sugar Bowl

Tulane Stadium • New Orleans, La.
January 1, 1950 (82,000)

Oklahoma 35, LSU 0

The Cinderella Tigers brought an 8-1 record to New Orleans only to see the clock strike midnight at the hands of a powerful Bud Wilkinson-coached Sooner team. Darrell Royal quarterbacked unbeaten Oklahoma to two second period touchdowns, and the Tigers could never recover. Charley Pevey quarterbacked LSU, but the Bengals could manage only 38 rushing yards to OU's 286.

1950 SUGAR BOWL

LSU	0	0	0	0	-- 0
Oklahoma	0	14	7	14	-- 35

SCORING SUMMARY

OU	2Q	Heath 86 run (Tipps Kick)
OU	2Q	Heath 34 run (Tipps Kick)
OU	3Q	Thomas 34 pass from Pearson (Tipps Kick)
OU	4Q	Thomas 5 run (Tipps Kick)
OU	4Q	Royal 5 run (Tipps Kick)


LSU LEADERS

Rushing	Att.	Yards	TD
Billy West	5	26	0

Passing	Att.	Comp.	Int.	Yards	TD
Charles Pevey	11	5	0	82	0

Receiving	No.	Yards	TD
Billy Baggett	4	50	0

1959



1959 Sugar Bowl

Tulane Stadium • New Orleans, La.
January 1, 1959 (80,331)

LSU 7, Clemson 0

Paul Dietzel's great national champions closed LSU's first undefeated, untied season in 50 years with a thrilling victory over Clemson. It was the Bayou Bengals' first Sugar Bowl victory and couldn't have come in a sweeter year. Billy Cannon threw a nine-yard scoring pass to Mickey Mangham in the third quarter, and the Chinese Bandits held Clemson in check for the victory.

1959 SUGAR BOWL

LSU	0	0	7	0	-- 7
Clemson	0	0	0	0	-- 0

SCORING SUMMARY

LSU	3Q	Mickey 9 pass from Cannon (Cannon Kick)
-----	----	---


LSU LEADERS

Rushing	Att.	Yards	TD
Billy Cannon	13	51	0
Tommy Davis	2	17	0

Passing	Att.	Comp.	Int.	Yards	TD
Warren Rabb	7	2	0	33	0
Billy Cannon	1	1	0	9	1

Receiving	No.	Yards	TD
Mickey Mangham	2	33	1

1960



1960 Sugar Bowl

Tulane Stadium • New Orleans, La.
January 1, 1960 (81,141)

Ole Miss 21, LSU 7

The regular season thriller won by Billy Cannon's 89-yard punt return proved to be a nightmarish rematch for LSU. Jake Gibbs hit Cowboy Woodruff with a 43-yard touchdown pass just before halftime and the Rebels coasted after that. The Tigers and Heisman Trophy winner Cannon never got inside the Ole Miss 38 the entire game.

1960 SUGAR BOWL

LSU	0	0	0	0	-- 7
Ole Miss	0	7	7	7	-- 21

SCORING SUMMARY

Ole Miss	2Q	Woodruff 43 pass from Gibbs (Franklin Kick)
Ole Miss	3Q	Grantham 18 pass from Franklin (Khayat Kick)
Ole Miss	4Q	Blair 9 yd from Franklin (Khayat Kick)


LSU LEADERS

Rushing	Att.	Yards	TD
Billy Cannon	6	8	0

Passing	Att.	Comp.	Int.	Yards	TD
Warren Rabb	15	4	0	36	0

Receiving	No.	Yards	TD
Billy Cannon	3	39	0
Scotty McClain	3	31	0

1962



1962 Orange Bowl

Orange Bowl Stadium • Miami, Fla.
January 1, 1963 (68,150)

LSU 25, Colorado 7

Amidst rumors that Paul Dietzel was leaving LSU, the Tigers romped behind Earl Gros, Wendell Harris and Jerry Stovall. All-American guard Roy Winston was outstanding as the Go Team, White Team and Chinese Bandits dominated the Buffalos. Charley White Cranford, Jimmy Field and Gene Sykes scored touchdowns for the Tigers as Harris kicked a 30-yard field goal.

1962 ORANGE BOWL

LSU	5	6	14	0	--	25
Colorado	0	7	0	0	--	7

SCORING SUMMARY

LSU	1Q	Harris 30 FG
LSU	1Q	Team Safety
CU	2Q	Schweninger 59 interception return
LSU	2Q	Cranford 6 run (Failed Conversion)
LSU	3Q	Field 9 run (Harris Kick)
LSU	3Q	Sykes recovered blocked punt (Harris Kick)


LSU LEADERS

Rushing	Att.	Yards	TD
Earl Gros	10	55	0

Passing	Att.	Comp.	Int.	Yards	TD
Lynn Amedee	12	6	0	88	1

Receiving	No.	Yards	TD
Ray Wilkins	3	58	1

1963



1963 Cotton Bowl

Cotton Bowl Stadium • Dallas, Texas
January 1, 1963 (32,191)

LSU 13, Texas 0

The defensive-minded Tigers gave Charlie McClendon a victory over the previously undefeated Longhorns in Mac's first bowl appearance as head coach. Lynn Amedee kicked field goals of 23 and 37 yards, and Jimmy Field ran 22 yards for the game's only touchdown. All-Americans Fred Miller and Jerry Stovall joined Amedee as the stars of the game.

1963 COTTON BOWL

LSU	0	3	7	3	--	13
Texas	0	0	0	0	--	0

SCORING SUMMARY

LSU	2Q	Amedee 23 FG
LSU	3Q	Field 22 run (Amedee Kick)
LSU	4Q	Amedee 37 FG

LSU LEADERS

Rushing	Att.	Yards	TD
Jerry Stovall	12	36	0
Danny LeBlanc	6	23	0

Passing	Att.	Comp.	Int.	Yards	TD
Lynn Amedee	13	9	0	94	0

Receiving	No.	Yards	TD
Billy Truax	3	49	0
Charley Cranford	2	16	0

1963



1963 Bluebonnet Bowl

Rice Stadium • Houston, Texas
December 21, 1963 (50,000)

Baylor 14, LSU 7

Don Trull passed the injury-ridden Tigers dizzy, hitting on 26-of-37 passes and rolling up 430 yards in total offense. Still, it took two fourth period touchdowns for the Bears to pull the victory out before 50,000 frozen fans in Houston. Joe Labruzzo ran a kickoff back for 72 yards late in the game, but Baylor held and Trull ended the game still firing away at the Tiger secondary.

1963 BLUEBONNET BOWL

LSU	7	0	0	0	--	7
Baylor	0	0	0	14	--	14

SCORING SUMMARY

LSU	1Q	Soefker 8 run (Moreau Kick)
BU	4Q	Ingram 7 pass from Trull (Davies Kick)
BU	4Q	Ingram 13 pass from Trull (Davies Kick)


LSU LEADERS

Rushing	Att.	Yards	TD
Billy Ezell	9	30	0

Passing	Att.	Comp.	Int.	Yards	TD
Billy Ezell	5	1	0	13	0

Receiving	No.	Yards	TD
Billy Truax	1	13	0

1965



1965 Sugar Bowl

Tulane Stadium • New Orleans, La.
January 1, 1965 (60,322)

LSU 13, Syracuse 10

Billy Ezell and Pat Screen quarterbacked the Tigers to a come from behind victory over the Orangemen. Ezell threw a 57-yard touchdown pass to Doug Moreau and then hit Joe Labruzzo on a two-point conversion. Moreau, the game's MVP, kicked a 28-yard field goal for the deciding points. The Tiger defense held the Syracuse running duo of Floyd Little and Jim Nance in check, as LSU defensive tackle George Rice dumped Little for a first half safety.

1965 SUGAR BOWL

LSU	2	0	8	3	-- 13
Syracuse	10	0	0	0	-- 10

SCORING SUMMARY

LSU	1Q	Safety
SU	1Q	Smith 23 FG
SU	1Q	Brown 32 return of blocked punt (Smith kick)
LSU	3Q	Moreau 57 pass from Ezell (Labruzzo pass from Ezell)
LSU	4Q	Moreau 28 FG

LSU LEADERS

Rushing	Att.	Yards	TD
Don Schwab	17	81	0
Joe Labruzzo	10	25	0

Passing	Att.	Comp.	Int.	Yards	TD
Pat Screen	10	4	1	47	0
Billy Ezell	5	2	0	67	1

Receiving	No.	Yards	TD	Lg.
Doug Moreau	2	54	1	57
Joe Labruzzo	2	45	0	

1966



1966 Cotton Bowl

Cotton Bowl Stadium • New Orleans, La.
January 1, 1966 (76,200)

LSU 14, Arkansas 7

Pat Screen took over for injured Nelson Stokley and directed the Tigers to a great upset over second-ranked and unbeaten Arkansas. Joe Labruzzo ran three yards for one score and went over from a yard out for the other. The Razorbacks scored on Jon Brittenum's 16-yard pass to Bobby Crockett, but a Jerry Joseph interception stopped the Hogs' last chance in the game and ended a 22-game Arkansas win streak.

1966 COTTON BOWL

LSU	0	14	0	0	-- 14
Arkansas	7	0	0	0	-- 7

SCORING SUMMARY

ARK	3:35	1Q	Crockett 16 pass (South kick)
LSU	4:25	2Q	Labruzzo 3 run (Moreau kick)
LSU	0:18	2Q	Labruzzo 1 run (Moreau kick)

LSU LEADERS

Rushing	Att.	Yards	TD	Lg.
Joe Labruzzo	21	69	2	11
Jim Dousay	14	38	0	7

Passing	Att.	Comp.	Int.	Yards	TD	Lg.
Pat Screen	10	7	0	82	0	19
Nelson Stokley	1	1	0	18	0	18

Receiving	No.	Yards	TD	Lg.
Billy Masters	4	45	0	14
Joe Labruzzo	1	19	0	19

1968



1968 Sugar Bowl

Tulane Stadium • New Orleans, La.
January 1, 1968 (72,858)

LSU 20, Wyoming 13

A topsy-turvy year for the Tigers ended in a come-back win over the previously unbeaten Cowboys. Glenn Smith came off the bench to spark the victory and became the first sophomore in Sugar Bowl history to win the MVP award. Nelson Stokley threw touchdown passes of 35 and 14 yards to Tommy Morel, and Smith ran one yard for the other score on a chilly and rainy New Orleans afternoon.

1968 SUGAR BOWL

LSU	0	0	7	13	-- 20
Wyoming	0	13	0	0	-- 13

SCORING SUMMARY

UW	2Q	Kick 1 run (DePoyster kick)
UW	2Q	DePoyster 24 FG
UW	2Q	DePoyster 49 FG
LSU	3Q	Smith 1 run (Hurd kick)
LSU	4Q	Morel 8 pass (kick failed)
LSU	4Q	Morel 14 pass (Hurd kick)


LSU LEADERS

Rushing	Att.	Yards	TD	Lg.
Tommy Allen	16	41	0	11
Nelson Stokley	11	32	0	20

Passing	Att.	Comp.	Int.	Yards	TD	Lg.
Nelson Stokley	20	6	0	91	2	39

Receiving	No.	Yards	TD	Lg.
Tommy Morel	4	38	2	14
Glenn Smith	1	39	0	39

1968



1968 Peach Bowl

Grant Field • Atlanta, Ga.
December 30, 1968 (35,545)

LSU 31, Florida St. 27

The see-saw contest left the Atlanta crowd limp with enthusiasm as the Tigers moved 61 yards in nine plays behind Mike Hillman for the winning touchdown. Florida State's Bill Cappelman, who threw for three touchdowns, put the ball in the air 41 times. Super pass catcher Ron Sellers caught two scoring passes for FSU, but LSU's Tommy Morel made a great clutch reception on the Bengals' winning drive to set up Maurice LeBlanc's two-yard TD run.

1968 PEACH BOWL

LSU	0	10	14	7	--	31
Florida State	0	6	0	14	--	27

SCORING SUMMARY

FSU	1Q	Bailey 36 run (Guthrie kick)
FSU	2Q	Gunter 21 pass (kick failed)
LSU	2Q	Burns 39 punt return (Lumpkin kick)
LSU	2Q	Lumpkin 32 FG
LSU	3Q	Hamlett 11 pass (Lumpkin kick)
LSU	3Q	Stober 11 pass (Lumpkin kick)
FSU	4Q	Sellers 2 pass (pass failed)
FSU	4Q	Sellers 4 pass (2-point conversion good)
LSU	4Q	LeBlanc 2 run (Lumpkin kick)

LSU LEADERS

Rushing	Att.	Yards	TD	Lg.
Maurice LeBlanc	14	97	1	20
Frank Matte	5	20	0	12

Passing	Att.	Comp.	Int.	Yards	TD	Lg.
Mike Hillman	29	16	1	229	2	28

Receiving	No.	Yards	TD	Lg.
Tommy Morel	6	103	0	28
Bill Stober	4	62	1	20

1971



1971 Orange Bowl

Orange Bowl Stadium • Miami, Fla.
January 1, 1971 (80,699)

Nebraska 17, LSU 12

With the national title at stake, the Cornhuskers' Jerry Tagge leaped over from one yard out for the winning touchdown. Buddy Lee's 31-yard pass to Al Coffee had given the Tigers a 12-10 lead going into the final period. Mark Lumpkin kicked field goals of 36 and 25 yards for the Bengals, who could not stop Nebraska's winning 67-yard touchdown drive.

1971 ORANGE BOWL

LSU	0	3	9	0	--	12
Nebraska	10	0	0	7	--	17

SCORING SUMMARY

NU	2:40	1Q	Rogers 26 FG
NU	2:06	1Q	Orduna 3 run (Rogers kick)
LSU	0:49	2Q	Lumpkin 36 FG
LSU	11:49	3Q	Lumpkin 25 FG
LSU	0:00	3Q	Coffee 31 pass (kick failed)
NU	8:50	4Q	Tagge 1 run (Rogers kick)

LSU LEADERS

Rushing	Att.	Yards	TD	Lg.
Chris Dantin	20	79	0	25
Del Walker	5	30	0	14

Passing	Att.	Comp.	Int.	Yards	TD	Lg.
Buddy Lee	23	12	0	182	1	31
Bert Jones	9	5	1	45	0	31

Receiving	No.	Yards	TD	Lg.
Andy Hamilton	9	146	0	31
Lance Chaffee	2	39	1	31

1971



1971 Sun Bowl

Sun Bowl Stadium • El Paso, Texas
December 18, 1971 (35,530)

LSU 33, Iowa St. 15

Bert Jones completed 12 of 18 passes for 227 yards and three touchdowns as the Tigers routed the Big Eight Cyclones. Jones hit cousin Andy Hamilton six times with passes, once for a touchdown, and scored the clincher himself on a run from six yards out. Jay Michaelson kicked two field goals and caught a touchdown pass for the Bengals.

1971 SUN BOWL

LSU	6	0	13	14	--	33
Iowa State	0	3	6	6	--	15

SCORING SUMMARY

LSU	9:25	1Q	Michaelson 39 FG
LSU	6:01	1Q	Michaelson 39 FG
ISU	14:56	2Q	Shoemaker 32 FG
LSU	12:27	3Q	Hamilton 37 pass (Michaelson kick)
LSU	3:20	3Q	Keigley 21 pass (kick failed)
ISU	1:49	3Q	Marquardt 30 pass (pass failed)
ISU	14:08	4Q	Krepfle 1 pass (pass failed)
LSU	8:58	4Q	Michaelson 6 pass (Michaelson kick)
LSU	3:05	4Q	Jones 6 run (Michaelson kick)

LSU LEADERS

Rushing	Att.	Yards	TD	Lg.
Allen Shorey	12	68	0	17
Del Walker	9	37	0	9
Bert Jones	6	18	1	6

Passing	Att.	Comp.	Int.	Yards	TD	Lg.
Bert Jones	18	12	0	227	3	77

Receiving	No.	Yards	TD	Lg.
Andy Hamilton	6	165	1	77
Gerald Keigley	1	21	1	21
Jay Michaelson	1	6	1	6

1972



1972 Bluebonnet Bowl

Astrodome • Houston, Texas
December 30, 1972 (52,961)

Tennessee 24, LSU 17

Tennessee struck for three first half touchdowns and then held off an LSU comeback in the second half, ending when a Bert Jones pass was deflected at the Volunteer 10 with less than two minutes left. UT quarterback Condredge Holloway ran for two scores and passed for another, while Jones and Brad Davis ran for the two Bengal touchdowns. The Vols led 24-3 at the half before the Tigers clawed their way back in the Astrodome.

1972 BLUEBONNET BOWL

LSU	3	0	7	7	--	17
Tennessee	14	10	0	0	--	24

SCORING SUMMARY

LSU	9:56	1Q	Jackson 29 FG
UT	5:03	1Q	Young 6 pass (Townsend kick)
UT	2:51	1Q	Holloway 15 run (Townsend kick)
UT	13:47	2Q	Townsend 33 FG
UT	6:10	2Q	Holloway 10 run (Townsend kick)
LSU	7:12	3Q	B. Jones 2 run (Jackson kick)
LSU	7:26	4Q	Davis 1 run (Jackson kick)

LSU LEADERS

Rushing	Att.	Yards	TD	Lg.
Brad Davis	16	88	1	29
Chris Dantin	9	41	0	16

Passing	Att.	Comp.	Int.	Yards	TD	Lg.
Bert Jones	20	7	0	90	0	22

Receiving	No.	Yards	TD	Lg.
Brad Boyd	2	33	0	20
Chris Dantin	2	11	0	7

1974



1974 Orange Bowl

Orange Bowl Stadium • Miami, Fla.
January 1, 1974 (60,477)

Penn St. 16, LSU 9

The Tigers, in spite of scoring on the first series of the game, were never able to get possession on the Penn State end of the field. Brad Davis was the leading rusher with 70 yards while the vaunted LSU defense held Heisman Trophy winner John Cappelletti to only 50 yards during the encounter.

1974 ORANGE BOWL

LSU	7	0	2	0	--	9
Penn State	3	13	0	0	--	16

SCORING SUMMARY

LSU	11:13	1Q	Rogers 3 run (Jackson kick)
PSU	1:25	1Q	Bahr 44 FG
PSU	8:19	2Q	Herd 72 pass (Bahr kick)
PSU	2:19	2Q	Cappeletti 1 run (kick failed)
LSU	13:07	3Q	Safety, bad snap from center from punt formation

LSU LEADERS

Rushing	Att.	Yards	TD	Lg.
Brad Davis	19	70	0	16
Mike Miley	13	44	0	18
Terry Robiskie	10	58	0	17

Passing	Att.	Comp.	Int.	Yards	TD	Lg.
Mike Miley	18	8	1	73	0	21

Receiving	No.	Yards	TD	Lg.
Brad Davis	6	20	0	8
Brad Boyd	1	21	0	21

1977



1977 Sun Bowl

Sun Bowl Stadium • El Paso, Texas
December 31, 1977 (31,318)

Stanford 24, LSU 14

Charles Alexander won Offensive Player of the Game honors as he set a pair of Sun Bowl rushing records, carrying 31 times for 197 yards, but LSU mistakes and a superb passing attack by the Pac-8 team enabled the westerners to take the victory. LSU scored the second time it had the ball, but Stanford racked up a touchdown and a field goal for a brief lead which LSU topped with a final minute, first half six-pointer to take a 14-10 lead into intermission. The second half was all Stanford as quarterback Guy Benjamin added two more TD passes to his second period strike for the triumph.

1977 SUN BOWL

LSU	7	7	0	0	--	14
Stanford	0	10	7	7	--	24

SCORING SUMMARY

LSU	11:13	1Q	Rogers 3 run (Jackson kick)
LSU	3:56	1Q	Quintela 3 pass (Conway kick)
STAN	14:03	2Q	Lofton 49 pass (Naber kick)
STAN	8:18	2Q	Naber 36 FG
LSU	0:56	2Q	Alexander 7 run (Conway kick)
STAN	10:19	3Q	Lofton 2 pass (Naber kick)
STAN	1:27	4Q	Nelson 36 pass (Naber kick)

LSU LEADERS

Rushing	Att.	Yards	TD	Lg.
Charles Alexander	31	197	1	53

Passing	Att.	Comp.	Int.	Yards	TD	Lg.
Steve Ensminger	23	7	3	55	1	16
David Woodley	2	1	0	13	0	13

Receiving	No.	Yards	TD	Lg.
Kelly Simmons	2	26	0	16
Mike Quintela	2	11	1	8

1978



1978 Liberty Bowl

Liberty Bowl Stadium • Memphis, Tenn.
December 23, 1978 (53,064)

Missouri 20, LSU 15

It was a case of two separate games: the first half was all Missouri and the second half all LSU. The only trouble was that the Big 8 team put more points on the board in its half than the SEC entry did in its. Missouri piled up a seemingly commanding 20-3 halftime advantage, but Coach Charles McClendon's charges came out firing. Although they were not able to overcome the score, they did pile up 247 yards to 84, and 15 first downs to four for Missouri. All-America tailback Charles Alexander played his last game as a Tiger and made it memorable as he gained 133 yards on 24 carries.

1978 LIBERTY BOWL

LSU	3	0	6	6	-- 15
Missouri	7	13	0	0	-- 20

SCORING SUMMARY

MU	8:43	1Q	Gant 13 run (Brockhaus kick)
LSU	4:41	1Q	Conway 37 FG
MU	11:13	2Q	Winslow 16 pass (Brockhaus kick)
MU	1:21	2Q	Wilder 3 run (kick failed)
LSU	9:37	3Q	Alexander 1 run (kick blocked)
LSU	1:33	4Q	Woodley 1 run (pass failed)

LSU LEADERS

Rushing	Att.	Yards	TD	Lg.
Charles Alexander	24	133	1	23
David Woodley	11	27	1	15

Passing	Att.	Comp.	Int.	Yards	TD	Lg.
David Woodley	22	9	2	123	0	26
Steve Ensminger	9	5	2	47	0	18

Receiving	No.	Yards	TD	Lg.
Mike Quintela	6	81	0	26
Carlos Carson	6	77	0	18

1979



1979 Tangerine Bowl

Tangerine Bowl Stadium • Orlando, Fla.
December 22, 1979 (38,666)

LSU 34, Wake Forest 10

It was the end of the Cholly Mac era and it was a glorious end! The Tigers were 10 feet off the ground as they dashed out of their dressing room and immediately gave notice it was going to be their night. The first three times they had the ball they drove downfield, scoring two touchdowns and missing the third when they lost a fumble at the goal line. From then on, it was just a matter of what the final score would be.

1979 TANGERINE BOWL

LSU	14	10	0	10	-- 34
Wake Forest	0	3	7	0	-- 10

SCORING SUMMARY

LSU	9:08	1Q	Woodley 13 run (Barthel kick)
LSU	4:14	1Q	Woodley 3 run (Barthel kick)
LSU	3:28	2Q	Murphree 19 pass (Barthel kick)
LSU	2:53	2Q	Barthel 31 FG
WF	0:00	2Q	Denfeld 43 FG
WF	11:45	3Q	Baumgardner 34 pass (Harnisch kick)
LSU	12:17	4Q	Barthel 41 FG
LSU	8:32	4Q	Ensminger 4 run (Barthel kick)

LSU LEADERS

Rushing	Att.	Yards	TD	Lg.
David Woodley	10	68	2	21
Jude Hernandez	14	58	0	9
Steve Ensminger	10	43	1	12

Passing	Att.	Comp.	Int.	Yards	TD	Lg.
David Woodley	19	11	1	199	1	50
Steve Ensminger	7	5	0	74	0	23

Receiving	No.	Yards	TD	Lg.
Jerry Murphree	5	60	1	19
Carlos Carson	3	76	0	50
Tracy Porter	3	73	0	48

1983



1983 Orange Bowl

Orange Bowl Stadium • Miami, Fla.
January 1, 1983 (54,407)

Nebraska 21, LSU 20

In one of the most exciting games in LSU history, the Tigers came within an eyelash of upsetting powerful Nebraska. Leading 17-7 late in the third period by virtue of two Dalton Hilliard touchdown runs and a 28-yard Juan Carlos Betanzos field goal, it appeared the Bayou Bengals were on the verge of the upset of the year. But two late touchdowns by the Cornhuskers offset a 49-yard Betanzos field goal, and the Tigers' noble efforts resulted in a one-point heartbreaker.

1983 ORANGE BOWL

LSU	7	7	3	3	-- 20
Nebraska	7	0	7	7	-- 21

SCORING SUMMARY

NU	10:57	1Q	Schellen 5 run (Seibel kick)
LSU	4:24	1Q	Hilliard 1 run (Betanzos kick)
LSU	9:32	2Q	Hilliard 1 run (Betanzos kick)
LSU	6:40	3Q	Betanzos 28 FG
NU	1:25	3Q	Rozier 11 run (Seibel kick)
NU	11:14	4Q	Gill 1 run (Seibel kick)
LSU	5:05	4Q	Betanzos 49 FG


LSU LEADERS

Rushing	Att.	Yards	TD	Lg.
Dalton Hilliard	18	29	2	8
Mike Montz	4	9	0	3
Alan Risher	8	-12	0	7

Passing	Att.	Comp.	Int.	Yards	TD	Lg.
Alan Risher	30	14	2	173	0	25

Passing	Att.	Comp.	Int.	Yards
Dalton Hilliard	8	82	0	24
Malcolm Scott	4	67	0	25

1985



1985 Sugar Bowl

Superdome • New Orleans, La.
January 1, 1985 (75,608)

Nebraska 28, LSU 10

The 1985 Sugar Bowl featured LSU against Big 8 Conference champion Nebraska. It had been a remarkable turnaround season for LSU. The Tigers finished 8-2-1 after going 4-7 (0-6 in SEC play) the year before in 1983. Bill Arnsparger, in his first year as the LSU head coach, made believers out of everyone in the state of Louisiana with the Tigers surprising ascension in 1984.

A heavy underdog, LSU jumped out to a quick 10-0 lead over the Tom Osborne's Cornhuskers. Freshmen kicker Ronnie Lewis put LSU on the board with 4:40 left in the first period drilling a 37-yard field goal.

Dalton Hilliard, LSU's outstanding running back, who saw limited playing time due to a case of the flu, scored with 13:11 left in the second period on a 2-yard run putting the Tigers ahead 10-0.

Nebraska woke up after that and scored on its next possession. Quarterback Craig Sunberg hit receiver Doug Dubose on a 31-yard TD pass with 10:31 left in the second quarter, cutting the lead to 10-7.

The second half was all Nebraska. The Huskers scored one touchdown in the third quarter when Sunberg scored from nine-yards out to take the lead 14-10. Two fourth quarter touchdown passes by Sunberg to Todd Frain sealed the deal and Nebraska pulled away for a 28-10 win.

1985 Sugar Bowl

LSU	3	7	0	0	-- 10
Nebraska	0	7	7	14	-- 28

SCORING SUMMARY

LSU	1Q	4:40	Lewis 37 FG
LSU	2Q	13:11	Hilliard 2 run (Lewis kick)
NU	2Q	10:31	Dubose 31 pass from Sundberg (Klein kick)
NU	3Q	8:14	Sundberg 9 run (Klein kick)
NU	4Q	10:54	Frain 24 pass from Sundberg (Klein kick)
NU	4Q	8:40	Frain 17 pass from Sundberg (Klein kick)


LSU LEADERS

Rushing	Att.	Yards	TD	Lg.
Dalton Hilliard	16	86	1	44
Sammy Martin	5	50	0	35

Passing	Att.	Comp.	Int.	Yards	TD
Jeff Wickersham	37	221	4	0	23

Receiving	No.	Yards	TD	Lg.
Herman Fontenot	4	56	0	23

1985



1985 Liberty Bowl

Liberty Bowl Stadium • Memphis, Tenn.
December 27, 1985 (40,186)

Baylor 21, LSU 7

The Tigers got on the scoreboard first, but that would be all the scoring LSU could muster, as the Baylor defense stopped the Tigers, 21-7, before 40,186 at Liberty Bowl Memorial Stadium in Memphis. Norman Jefferson provided the LSU heroics with a 79-yard punt return with 5:17 left in the first quarter that would give the Tigers a 7-0 lead. The return would be a Liberty Bowl record and Jefferson's second scoring return in an LSU uniform. Baylor's high-powered offense was able to gain 489 yards against LSU's defense while the Tigers settled for 192 yards. Jeff Wickersham completed 11-of-24 passes for 95 yards while Dalton Hilliard carried 20 times for 66 yards.

1985 LIBERTY BOWL

LSU	7	0	0	0	-- 7
Baylor	7	3	3	8	-- 21

SCORING SUMMARY

LSU	5:17	1Q	Jefferson 79 punt return (Lewis kick)
BU	2:30	1Q	Clark 5 pass from Carlson (Syler kick)
BU	5:36	2Q	Syler 23 FG
BU	4:29	3Q	Syler 35 FG
BU	10:42	4Q	Simpson 15 pass from Carlson (Clark pass from Carlson)

LSU LEADERS

Rushing	Att.	Yards	TD	Lg.
Dalton Hilliard	20	66	0	7

Passing	Att.	Comp.	Int.	Yards	TD
Jeff Wickersham	24	95	1	0	18

Receiving	No.	Yards	TD	Lg.
Gary James	4	25	0	8

1987



1987 Sugar Bowl

Superdome • New Orleans, La.
January 1, 1987 (76,234)

Nebraska 30, LSU 15

In Bill Arnsparger's final game as LSU head coach, No. 6 Nebraska ripped off 30 unanswered points to beat the Tigers 30-15.

The Cornhuskers swarmed all over standout LSU freshmen quarterback Tommy Hodson giving him little time to throw the football. Meanwhile, the Nebraska offense flourished en route to defeating No. 5 LSU.

The loss was LSU's fourth straight in a bowl and dropped LSU's Sugar Bowl mark to 3-7, in what would be the Tigers' final appearance in the New Orleans classic until 2002. LSU scored first on a one-yard run by Harvey Williams, capping a 66-yard drive on the first series of the game.

Nebraska's scoring started with a field goal by Dale Klein. Quarterback Steve Taylor polished off a 72-yard drive with a 2-yard touchdown run with 39 seconds before halftime to give the Cornhuskers a 10-7 lead. Nebraska came out in the second half and marched 78 yards for another score on a 1-yard run by running back Tyreese Knox, building its lead to 17-7. Completing a run of 30 unanswered points, Nebraska added two fourth quarter touchdowns on a three-yard pass from Taylor to tight end Todd Millikan and another 1-yard plunge by Knox. With 2:01 left in the game, Hodson completed a 24-yard touchdown pass to receiver Tony Moss. A successful two-point conversion pass to Alvin Lee made the score 30-15.

1987 SUGAR BOWL

LSU	7	0	0	8	-- 15
Nebraska	0	10	7	13	-- 30

SCORING SUMMARY

LSU	12:06	1Q	Williams 1 run (Browndyke kick)
NU	10:01	2Q	Klein 42 FG
NU	0:39	2Q	Taylor 2 run (Klein kick)
NU	10:35	3Q	Knox 1 run (Klein kick)
NU	6:02	4Q	Millikan 3 pass from Taylor (Klein kick)
NU	3:26	4Q	Knox 1 run (Klein kick failed)
LSU	2:01	4Q	Moss 24 pass from Hodson (Lee pass from Hodson)


LSU LEADERS

Rushing	Att.	Yards	TD	Lg.
Harry Williams	12	48	1	19
Sammy Martin	7	4	0	7

Passing	Att.	Comp.	Int.	Yards	TD
Tommy Hodson	30	159	2	1	43

Receiving	No.	Yards	TD	Lg.
Wendell Davis	3	63	0	43
Tony Moss	1	24	1	24

1987



1987 Gator Bowl

Gator Bowl Stadium • Jacksonville, Fla.
December 31, 1987 (82,119)

LSU 30, South Carolina 13

The Tigers closed out Mike Archer's first year as head coach in grand fashion with a resounding 30-13 win over South Carolina. The LSU defense ran the South Carolina offense into confusion, but it was the offense that owned the show as the pitch-and-catch combination of Tommy Hodson and Wendell Davis thrilled the crowd of 82,119. LSU jumped out to a 14-0 lead before the Gamecocks could put a field goal on the board. The Tigers led 20-6 at the half and rolled from there in the second half. Davis--the game's MVP--caught nine passes for 132 yards and three touchdowns.

1987 GATOR BOWL

So. Carolina	3	3	0	7	-- 13
LSU	14	6	7	3	-- 30

SCORING SUMMARY

LSU	5:17	1Q	Jefferson 79 punt return
LSU	13:31	1Q	Davis 39 pass from Hodson (Brownkye kick)
LSU	9:59	1Q	Davis 12 pass from Hodson (Brownkye kick)
USC	3:04	1Q	Mackie 44 FG
LSU	14:13	2Q	Brownkye 27 FG
USC	7:59	2Q	Mackie 39 FG
LSU	0:01	2Q	Mackie 18 FG
LSU	12:34	3Q	Davis 25 pass from Hodson (Brownkye kick)
USC	14:47	4Q	Green 10 run (Mackie kick)
LSU	8:17	4Q	Brownkye 23 FG

LSU LEADERS

Rushing	Att.	Yards	TD	Lg.
Eddie Fuller	14	48	0	13
Sammy Martins	8	38	0	20

Passing	Att.	Comp.	Int.	Yards	TD
Tommy Hodson	21	146	0	2	39

Receiving	No.	Yards	TD	Lg.
Wendell Davis	9	132	3	39
Sammy Martin	3	43	0	16

1989



1989 Hall of Fame Bowl

Tampa Stadium • Tampa, Fla.
January 2, 1989 (51,112)

Syracuse 23, LSU 10

The Tigers went to Tampa, Fla., as co-champions of the Southeastern Conference, but came up short in this game as a solid Syracuse offense was spurred by the running halfback Robert Drummond. A stingy Orangeman defense held the Tigers at bay. Drummond was the offensive star of the game, running for 122 yards on 23 carries while Tiger quarterback Tommy Hodson was picked off three times by the aggressive Syracuse defenders. A crowd of 51,112 was on hand in Tampa Stadium for this January 2 game that saw Syracuse jump out to a 10-0 lead before the Tigers got a touchdown on the board to make it 10-7 at the half. But the last two quarters belonged to Syracuse as LSU finished its season at 8-4.

1989 HALL OF FAME BOWL

LSU	0	7	3	0	-- 10
Syracuse	7	3	7	6	-- 23

SCORING SUMMARY

SU	8:22	2Q	K. J. Greene 38 FG
LSU	1:52	2Q	C. Windom 19 run (Brownkye kick)
LSU	8:22	3Q	D. Brownkye 35 FG
SU	5:53	3Q	Drummond 1 run (Greene kick)
SU	14:13	4Q	Glover 4 pass from Philcox (Greene kick failed)

LSU LEADERS

Rushing	Att.	Yards	TD	Lg.
Calvin Windom	7	32	1	19
Victor Jones	4	25	0	10

Passing	Att.	Comp.	Int.	Yards	TD
Tommy Hodson	33	16	3	0	43

Receiving	No.	Yards	TD	Lg.
Tony Moss	5	96	0	43
Eddie Fuller	5	53	0	26

1995



1995 Independence Bowl

Independence Bowl Stadium • Shreveport, La.
December 29, 1995 (48,835)

LSU 45, Michigan St. 26

The Tigers wrapped up the first year of the Gerry DiNardo era with a 45-26 win over Michigan State before a sellout crowd of 48,835. The teams battled evenly in a first half of big plays that included a 78-yard TD pass by Michigan State on the second play of the game, an Eddie Kennison kickoff return for a touchdown for LSU, a Michigan State kickoff return for a touchdown and a 51-yard TD run by Kevin Faulk that contributed to a 24-21 MSU halftime lead. But the Tigers broke it open in the second half with 24 unanswered points, including a fumble return for a touchdown by defensive end Gabe Northern. In all, LSU set or tied 11 Independence Bowl records in the romp.

1995 INDEPENDENCE BOWL

LSU	7	14	21	3	-- 45
Michigan St.	7	17	0	2	-- 26

SCORING SUMMARY

MSU	14:13	1Q	Muhammed 78 pass from Banks (Gardner kick)
LSU	12:07	1Q	Cleveland 6 run (Lafleur kick)
MSU	14:44	2Q	Greene 3 run (Gardner kick blocked)
LSU	14:30	2Q	Kennison 92 kickoff return (Lafleur kick)
MSU	14:17	2Q	Mason 100 kickoff return (Greene run)
LSU	13:11	2Q	Faulk 51 run (Lafleur kick)
MSU	0:01	2Q	Gardner 37 FG
LSU	14:29	3Q	Faulk 5 run (Lafleur kick)
LSU	9:20	3Q	Northern 37 fumble return (Lafleur kick)
LSU	7:13	3Q	Kennison 27 pass from Tyler (Lafleur kick)
LSU	8:45	4Q	Richey 48 yd FG
MSU	5:57	4Q	Safety


LSU LEADERS

Rushing	Att.	Yards	TD	Lg.
Kevin Faulk	25	234	2	68
Kendall Cleveland	13	23	1	8

Passing	Att.	Comp.	Int.	Yards	TD
Herb Tyler	20	10	1	1	49

Receiving	No.	Yards	TD	Lg.
Eddie Kennison	5	124	1	49
David Lafleur	2	31	0	24

1996



1996 Peach Bowl

Georgia Dome • Atlanta, Ga.
January 1, 1983 (63,622)

LSU 10, Clemson 7

Quarterback Herb Tyler led a balanced LSU attack against a stubborn Clemson squad to send the LSU Tigers to a 10-7 win in the Peach Bowl at the Georgia Dome. The win gave the Tigers their second straight bowl win and their first 10-win season in nine years. Clemson struck first, taking a 7-0 lead when quarterback Nealon Greene took the ball in from five yards out after LSU had turned the ball over deep in Clemson territory. But it would be Clemson's only points of the night. In the second quarter, Kevin Faulk capped a seven-play, 80-yard LSU drive with a three-yard touchdown run and Wade Richey added a 22-yard field goal before intermission for a 10-7 LSU lead at the half that would stand the test of the second half. The game was sealed when LSU's Aaron Adams batted away a 52-yard Clemson field goal try with less than two minutes to play.

1996 PEACH BOWL

Clemson	7	0	0	0	-- 7
LSU	0	10	0	0	-- 10

SCORING SUMMARY

CU	1Q	0:04	Greene 5 run (Padgett kick)
LSU	2Q	12:43	Faulk 3 run (Richey kick)
LSU	2Q	4:34	Richey 22 FG

LSU LEADERS

Rushing	Att.	Yards	TD	Lg.
Herb Tyler	12	38	0	22
Kevin Faulk	23	64	1	14

Passing	Att.	Comp.	Int.	Yards	TD
Herb Tyler	21	14	0	0	31

Receiving	No.	Yards	TD	Lg.
David Lafleur	4	63	0	19
Nicky Savioe	2	40	0	31

1997



1997 Independence Bowl

Independence Bowl Stadium • Shreveport, La.
December 28, 1997 (50,459)

LSU 27, Notre Dame 9

Rondell Mealey electrified a frigid Independence Bowl crowd with a 222-yard rushing performance to pace LSU to a convincing 27-9 win over Notre Dame, avenging a loss to the Irish during the regular season. Mealey subbed for starter Kevin Faulk who was injured early in the game, and didn't miss a beat. The teams exchanged field goals early before the LSU touchdown surge began. Scott Cengia hit field goals of 33 and 21 yards for the Irish in the first half while Wade Richey booted a 37-yarder for a 6-3 Notre Dame lead at the half. Richey added a 42-yarder early in the second half before LSU's Herb Tyler hit Abram Booty with a 12-yard scoring strike for a 13-6 Tiger lead. Cengia hit one more field goal, a 33-yarder early in the fourth quarter, but the Irish would score no more. Mealey scored twice in the final period on runs of two and one yard to send LSU to victory.

1997 INDEPENDENCE BOWL

Notre Dame	3	3	0	3	-- 9
LSU	0	3	10	14	-- 27

SCORING SUMMARY

ND	1Q	7:13	Cengia 33 FG
LSU	2Q	7:12	Richey 37 FG
ND	2Q	0:20	Cengia 21 FG
LSU	3Q	9:17	Richey 42 FG
LSU	3Q	4:05	Booty 12 pass from Tyler (Richey kick)
ND	4Q	13:10	Cengia 33 yd FG I
LSU	4Q	12:47	Mealey 2 run (Richey kick)
LSU	4Q	2:22	Mealey 1 run (Richey kick)


LSU LEADERS

Rushing	Att.	Yards	TD	Lg.
Rondell Mealey	34	222	2	78
Tommy Banks	6	23	0	9

Passing	Att.	Comp.	Int.	Yards	TD	Lg.
Herb Tyler	12	5	0	61	1	14

Receiving	No.	Yards	TD	Lg.
Abram Booty	5	61	1	14

2000



2000 Peach Bowl

Georgia Dome • Atlanta, Ga.
December 29, 1983 (73,614)

LSU 28, Georgia Tech 14

Rohan Davey came off the bench in the second half to lead the Tigers to a 28-14 come-from-behind win over Georgia Tech in the Peach Bowl. Trailing 14-3 at halftime, Davey started the second half and led the Tigers to a TD on the first possession. In all, Davey threw three second half TD passes, tying an LSU bowl record, and he finished the contest with 17 completions in 25 attempts for 174 yards. Davey hit wideout Josh Reed on a 9-yard scoring pass early in the fourth quarter to give the Tigers the lead for good at 17-14. Reed finished the game with nine receptions for 96 yards, while fullback Tommy Banks capped his senior season with two TD receptions and a career-best seven catches for 71 yards.

2000 CHICK-FIL-A PEACH BOWL

LSU	3	0	6	19	-- 28
Georgia Tech	7	7	0	0	-- 14

SCORING SUMMARY

LSU	1Q	8:26	Corbello 32 FG
GT	1Q	5:32	Burns 32 run (Manget kick)
GT	2Q	8:17	Hatch 9 run (Manget kick)
LSU	3Q	10:59	Banks 3 pass from R. Davey (Corbello kick failed)
LSU	4Q	14:47	Reed 9 pass from Davey (Reed pass from Davey)
LSU	4Q	13:30	Corbello 49 FG
LSU	4Q	3:12	Banks 3 pass from Davey (Robinson pass from Davey)

LSU LEADERS

Rushing	Att.	Yards	TD	Lg.
LaBrandon Toefield	22	78	0	17
Dominick Davis	8	25	0	10

Passing	Att.	Comp.	Int.	Yards	TD	Lg.
Rohan Davey	25	17	0	174	3	25
Josh Booty	19	8	0	110	0	24

Receiving	No.	Yards	TD	Lg.
Josh Reed	9	96	1	17
Tommy Banks	7	71	2	25

2002



2002 Sugar Bowl

Superdome • New Orleans, La.
January 1, 2002 (77,688)

LSU 47, Illinois 34

LSU's high-powered offense led by quarterback Rohan Davey and Josh Reed proved to be too much for seventh-ranked Illinois as the Tigers rolled to a 47-34 win over the Fighting Illini. The win marked LSU's first New Year's Day bowl victory since a win over Wyoming in the 1968 Sugar Bowl. LSU, behind the arm of Davey and the running of tailback Domanick Davis, jumped on the Illini early as the Tigers hit paydirt on a 4-yard Davis run at the 7:22 mark of the first quarter. Davis followed with second-quarter touchdown runs of 25 and 16 yards to give the Tigers a 20-0 lead just 20 minutes into the contest. Davey hit Reed with a 5-yard TD pass with 4:42 left in the first half and then found Robert Royal for a 7-yard scoring strike just before halftime to give the Tigers a 34-7 cushion at the break. Illinois pulled to within 41-28 midway through the fourth quarter, but Davis' fourth touchdown run, a Sugar Bowl record, put the game away for the Tigers at 47-28.

2002 SUGAR BOWL

Illinois	0	7	14	13	--	34
LSU	7	27	7	6	--	47

SCORING SUMMARY

LSU	1Q	7:22	Davis 4 run (Corbello kick)
LSU	13:29	2Q	Davis 25 run (Corbello kick blocked)
LSU	10:23	2Q	Davis 16 run (Corbello kick)
LSU	4:42	2Q	Reed 5 pass from R. Davey (Corbello)
ILL	3:47	2Q	Hodges 2 pass from K. Kittner (Christofilakos kick)
LSU	00:18	2Q	Robert Royal 7 yd pass from R. Davey (Corbello kick)
ILL	10:35	3Q	B. Lloyd 17 yd pass from K. Kittner (Christofilakos kick)
LSU	09:29	3Q	Reed 32 pass from Davey (Corbello kick)
ILL	07:20	3Q	Lloyd 10 pass from Kittner (Christofilakos kick)
ILL	11:33	4Q	Young 17 pass from Kittner (Christofilakos kick)
LSU	08:39	4Q	Davis 4 run (Davey pass failed)
ILL	05:41	4Q	Young 40 pass from B. Lloyd (Kittner pass failed)


LSU LEADERS

Rushing	Att.	Yards	TD	Lg.
Dominick Davis	28	122	4	25
Devery Henderson	13	54	0	17

Passing	Att.	Comp.	Int.	Yards	TD	Lg.
Rohan Davey	53	31	0	444	3	42

Receiving	No.	Yards	TD	Lg.
Josh Reed	14	239	2	42
Michael Clayton	8	120	0	26

2003



2003 Cotton Bowl

Cotton Bowl Stadium • Dallas, Texas
January 1, 2002 (50,459)

Texas 35, LSU 20

LSU and Texas met on the gridiron for the first time since the 1963 Cotton Bowl and the two teams put on quite a show before a sellout crowd of over 70,000 fans in Dallas. Despite holding only a 10-7 lead after the first quarter, the Tigers dominated the first 15 minutes of the contest. In the first quarter alone, LSU racked up 187 yards of offense compared to zero for the Longhorns. In that first quarter, LSU ran 30 plays for 187 yards, compared to only three plays for zero net yards for the Longhorns. In all, LSU held the ball for just over 13 minutes in the first quarter, while Texas had it for less than two minutes. After a dominating first quarter, the Tigers stretched their lead to 17-7 early in the second quarter on a 10-yard run by Domanick Davis. Texas responded with a pair of TDs to take a 21-17 lead at halftime. LSU's offense never got back on track in the second half as the Tigers managed just a fourth quarter field goal in falling to the Longhorns, 35-20.

2003 COTTON BOWL

LSU	10	7	0	3	--	20
Texas	7	14	7	7	--	35

SCORING SUMMARY

LSU	1Q	10:44	Corbello 26 FG
UT	1Q	3:49	Jackson 46 fumble recovery (Magnum kick)
LSU	1Q	00:04	Toe field 20 pass from Randall (Corbello kick)
LSU	2Q	12:04	Davis 10 run (Corbello kick)
UT	2Q	11:24	Williams 51 pass from Simms (Magnum kick)
UT	2Q	3:11	Benson 1 run (Magnum kick)
UT	3Q	4:08	Williams 39 run (Magnum kick)
UT	4Q	9:58	Williams 8 pass from Simms (Magnum kick)
LSU	4Q	7:41	Corbello 39 FG I

LSU LEADERS

Rushing	Att.	Yards	TD	Lg.
Domanick Davis	13	85	1	44
Marcus Randall	11	78	0	76

Passing	Att.	Comp.	Int.	Yards	TD	Lg.
Marcus Randall	45	19	1	193	1	27

Receiving	No.	Yards	TD	Lg.
Michael Clayton	6	88	0	24
Jerel Myers	4	16	0	8

2004



2004 Sugar Bowl

Superdome • New Orleans, La.
January 4, 2004 (79,342)

LSU 21, Oklahoma 14

Behind a suffocating defense the Tigers claimed their second national title in football with a 21-14 win over Oklahoma in the Sugar Bowl. The victory in the BCS National Championship contest marked LSU's first national title since 1958 and also sent the Tigers, champions of the Southeastern Conference, to a final overall record of 13-1. Running back Justin Vincent earned MVP honors for the game, rushing for 117 yards and one touchdown in leading the Tigers to the victory. Defensively, linebacker Lionel Turner led LSU with nine tackles, including a pair of sacks, one of which came on the last offensive play of the game for the Sooners. In all, LSU recorded five sacks in the contest and held the Sooners to only 54 yards rushing.

2004 SUGAR BOWL

LSU	7	7	7	0	--	21
Oklahoma	0	7	0	7	--	14

SCORING SUMMARY

LSU	11:38	1Q	Green 24 run (Gaudet kick)
OU	7:31	2Q	K. Jones 1 run (Dicarlo kick)
LSU	4:21	2Q	Vincent 18 run (Gaudet kick)
LSU	14:13	3Q	Spears 20 interception return (Gaudet kick)
OU	11:01	4Q	K. Jones 1 run (Dicarlo kick)


LSU LEADERS

Rushing	Att.	Yards	TD	Lg.
Justin Vincent	16	117	1	64
Matt Mauck	14	27	0	11

Passing	Att.	Comp.	Int.	Yards	TD	Lg.
Matt Mauck	22	13	2	124	0	23

Receiving	No.	Yards	TD	Lg.
Michael Clayton	4	38	0	18
David Jones	3	54	0	29

2005



2005 Capital One Bowl

Florida Citrus Bowl Stadium • Orlando, Fla.
Jan. 1, 2005 (70,229)

Iowa 30, LSU 25

The Nick Saban era at LSU came to an end in dramatic fashion as 11th-ranked Iowa scored on a 56-yard pass as time expired to beat the 12th-ranked Tigers, 30-25. The last-second play erased what would have been a tremendous fourth-quarter comeback win for the Tigers as LSU erased a 12-point deficit over the final eight minutes of the contest to take a 25-24 lead with just 46 seconds remaining. Inserted into the game early in the final quarter, JaMarcus Russell led the Tigers on a pair of TD drives, the second coming on a 3-yard pass to Skyler Green that put the Tigers up for the only time in the game, 25-24. However, the Hawkeyes responded with a 3-play, 71-yard drive, capped on a 56-yard pass from Drew Tate to Warren Holloway to record the dramatic finish. Playing in only the fourth quarter, Russell connected on 12-of-15 passes for 128 yards and a pair of touchdowns.

2005 CAPITAL ONE BOWL

LSU	0	12	0	13	--	25
Iowa	7	7	3	7	--	30

SCORING SUMMARY

IOWA	12:42	1Q	Solomon 57 pass from Tate (Schlicher kick)
LSU	14:51	2Q	Jackson 29 FG
LSU	9:26	2Q	Jackson 47 FG
IOWA	1:04	2Q	Considine 7 blocked punt return (Schlicher kick)
LSU	0:38	2Q	Broussard 74 run (Jackson kick failed)
IOWA	9:59	3Q	Schlicher 19 FG
IOWA	12:48	4Q	Simmons 4 run (Schlicher kick)
LSU	8:21	4Q	Green 22 pass from Russell (Jackson kick)
LSU	0:46	4Q	Green 3 pass from Russell (Russell pass failed)
IOWA	0:00	4Q	Holloway 56 pass from Tate

Rushing	Att.	Yards	TD	Lg.
Alley Broussard	13	109	1	74

Passing	Att.	Comp.	Int.	Yards	TD	Lg.
JaMarcus Russell	15	12	0	128	2	24
Marcus Randall	15	10	1	89	0	18

Receiving	No.	Yards	TD	Lg.
Dwayne Bowe	8	122	0	24
Skyler Green	6	59	2	22

TEAM BOWL RECORDS

LSU

First Downs	32	vs. Illinois, '02 Sugar
Rushing Attempts	63	vs. Stanford (332 yards), '77 Sun
Rushing Yards	332	vs. Stanford (63 att.), '77 Sun
Passes Attempted	53	vs. Illinois (31 comp.), '02 Sugar
Passes Completed	31	vs. Illinois (53 att.), '02 Sugar
Completion Percentage	.727	vs. Arkansas (8-of-11), '66 Cotton
Passing Yards	444	vs. Illinois (31-of-53), '02 Sugar
Passes Had Intercepted	5	vs. Nebraska, '85 Sugar
Touchdown Passes	3	vs. Iowa State, '71 Sun vs. South Carolina, '87 Gator vs. Georgia Tech, '00 Peach vs. Illinois, '02 Sugar
Total Offense Attempts	97	vs. Illinois (595 yards), '02 Sugar
Total Offense Yards	595	vs. Illinois (97 att.), '02 Sugar
Fumbles Lost	4	vs. Oklahoma, '50 Sugar vs. Florida State, '68 Peach
Total Turnovers	8	vs. Oklahoma (4 fumbles, 4 int.), '50 Sugar
Points in a Quarter	27	vs. Illinois (second quarter), '02 Sugar
Points in a Half	34	vs. Illinois (first half), '02 Sugar
Fewest Rushing Yards	-15	vs. Ole Miss (32 att.), '60 Sugar
Fewest Passing Yards	13	vs. Baylor (1-of-5), '63 Bluebonnet
Fewest Pass Attempts	5	vs. Baylor (1 comp.), '63 Bluebonnet
Fewest Passes Completed	1	vs. Baylor (5 att.), '63 Bluebonnet
Fewest Total Yards	74	vs. Ole Miss (-15 rush, 74 pass), '60 Sugar
Most Points	47	vs. Illinois, '02 Sugar
Fewest Points	0	vs. Santa Clara, '38 Sugar vs. Arkansas, '47 Cotton vs. Oklahoma, '50 Sugar vs. Mississippi State, '60 Sugar

Opponent

First Downs	27	by Baylor, '63 Bluebonnet
Rushing Attempts	64	by Clemson (168 yards), '59 Sugar
Rushing Yards	286	by Oklahoma, '50 Sugar
Passes Attempted	47	by South Carolina (28 comp.), '87 Gator
Most Passes Completed	28	by South Carolina (47 att.), '87 Gator
Completion Percentage	.703	by Baylor (26-of-37), '63 Bluebonnet
Passing Yards	348	by Michigan State (22-of-44), '95 Independence
Passes Had Intercepted	5	by Texas A & M, '44 Orange
Touchdown Passes	3	Four times
Total Offense Attempts	91	by Baylor (489 yards), '85 Liberty
Total Offense Yards	489	by Baylor (91 att.), '85 Liberty
Fumbles Lost	4	by Oklahoma, '50 Sugar by Iowa State, '71 Sun by Nebraska, '83 Orange by Georgia Tech, '00 Peach
Total Turnovers	8	by Texas A & M (5 int., 3 fumbles), '44 Orange
Fewest Rushing Yards	-15	by Texas A & M (25 att.), '44 Orange
Fewest Passing Yards	0	by Arkansas (0-of-4), '47 Cotton
Fewest Passing Attempts	4	by Arkansas (0 comp.), '47 Cotton by Clemson (2 comp.), '59 Sugar
Fewest Passes Completed	0	by Arkansas (4 att.), '47 Cotton
Fewest Total Yards	54	by Arkansas (54 rush, 0 pass), '47 Cotton
Most Points	35	by Oklahoma, '50 Sugar by Texas, '03 Cotton
Fewest Points	0	by Arkansas, '47 Cotton by Clemson, '59 Sugar by Texas, '63 Cotton

Combined (LSU and Opponent)

Most Points	81	vs. Illinois (LSU 47, Illinois 34), '02 Sugar
Fewest Points	0	vs. Arkansas (LSU 0, Ark. 0), '47 Cotton
Most Total Yards	958	vs. Illinois (LSU 595, Illinois 363), '02 Sugar
Fewest Total Yards	248	vs. Santa Clara (LSU 158, S.C. 90), '38 Sugar

Individual Bowl Records

LSU

RUSHING

Rushing Attempts	34	Rondell Mealey (222 yds) vs. Notre Dame, '97 Independence
Rushing Yards	234	Kevin Faulk (25 att.) vs. Michigan State, '95 Independence
Yards Per Attempt	9.4	Kevin Faulk (25-for-234) vs. Michigan State, '95 Independence
Rushing Touchdowns	4	Domanick Davis vs. Illinois, '02 Sugar
Longest Rush	78	Rondell Mealey vs. Notre Dame, '97 Independence

PASSING

Pass Attempts	53	Rohan Davey (31 comp.) vs. Illinois, '02 Sugar
Pass Completions	31	Rohan Davey (53 att.) vs. Illinois, '02 Sugar
Completion Percentage	.700	Pat Screen (7-of-10) vs. Arkansas, '66 Cotton
Passing Yards	444	Rohan Davey (31-of-53) vs. Illinois, '02 Sugar
Passes Had Intercepted	4	Jeff Wickersham vs. Nebraska, '85 Sugar
Touchdown Passes	3	Bert Jones vs. Iowa State, '71 Sun Tommy Hodson vs. South Carolina, '87 Gator Rohan Davey vs. Georgia Tech, '00 Peach Rohan Davey vs. Illinois, '02 Sugar

RECEIVING

Pass Receptions	14	Josh Reed (239 yards) vs. Illinois, '02 Sugar
Receiving Yards	239	Josh Reed (14 rec.), vs. Illinois, '02 Sugar
Touchdown Receptions	3	Wendell Davis vs. South Carolina, '87 Gator
Longest Pass	77	Bert Jones to Andy Hamilton vs. Iowa St., '71 Sun

TOTAL OFFENSE

Attempts	56	Marcus Randall (271 yards) vs. Texas, '03 Cotton
Yards	427	Rohan Davey (54 att.), vs. Illinois, '02 Sugar
All Purpose Yards	271	Kevin Faulk (234 rush, 4 rec., 33 ret.) vs. Michigan State, '95 Independence

SCORING

Points	24	Domanick Davis (4 TDs) vs. Illinois, '02 Sugar
Touchdowns	4	Domanick Davis (4 rush) vs. Illinois, '02 Sugar
Kicking Points	12	David Brownndyke (3 FGs, 3 PATs) vs. South Carolina, '87 Gator
Extra Points	6	Andre' Lafleur vs. Michigan State, '95 Independence
Field Goals	3	David Brownndyke vs. South Carolina, '87 Gator
Longest Field Goal	49	Juan Betanzos vs. Nebraska, '83 Orange

INTERCEPTIONS

Interceptions	2	Benny Griffin (26 yards) vs. Wyoming, '68 Sugar Al Coffee (22 yards) vs. Nebraska, '71 Orange Liffort Hobley (15 yards) vs. Nebraska, '85 Sugar Greg Jackson (91 yards) vs. South Carolina, '87 Gator
Interception Yards	91	Greg Jackson (2 returns) vs. South Carolina, '87 Gator
Longest Interception	48	Greg Jackson vs. South Carolina, '87 Gator

PUNT RETURNS

Punt Returns	4	Sammy Grezaffi (61 yards) vs. Wyoming, '68 Sugar Craig Burns (40 yards) vs. Florida State, '68 Peach
Punt Return Yards	90	Domanick Davis (4 returns) vs. Texas, '03 Cotton
Longest Punt Return	79	Norman Jefferson vs. Baylor, '85 Liberty

KICKOFF RETURNS

Kickoff Returns	5	Harvey Williams (138 yards) vs. Nebraska, '87 Sugar
Kickoff Return Yards	138	Harvey Williams (5 returns) vs. Nebraska, '87 Sugar
Longest Kickoff Return	92	Eddie Kennison vs. Michigan State, '95 Independence

PUNTING

Punts	9	Jerry Stovall (376 yards) vs. Texas, '63 Cotton Gerald Brown (326 yards) vs. Syracuse, '65 Sugar Mitch Worley (280 yards) vs. Wyoming, '68 Sugar
Punting Average	48.7	Tommy Davis vs. Clemson, '59 Sugar
Longest Punt	65	Donnie Jones vs. Texas, '03 Cotton



In the 2002 Sugar Bowl, Rohan Davey led a Tiger squad that broke or tied eight Sugar Bowl records and broke or tied 13 LSU bowl records in the 47-34 win over No. 7 Illinois. The previous year Davey, had an LSU bowl record three TD passes in the Tigers' 28-14 win over Georgia Tech in the Peach Bowl. He tied that mark in the 2002 Sugar Bowl.

Opponent

RUSHING

Rushing Attempts	29	Leon Heath (170 yards), Oklahoma, '50 Sugar
Rushing Yards	170	Leon Heath (29 att.), Oklahoma, '50 Sugar
Yards Per Carry	7.9	Harry Jones (10 for 79), Arkansas, '66 Cotton
Rushing Touchdowns	2	Four players
Longest Rush	86	Leon Heath, Oklahoma, '50 Sugar

PASSING

Passes Attempted	47	Todd Ellis (28 comp.), South Carolina, '87 Gator
Passes Completed	28	Todd Ellis (47 att.), South Carolina, '87 Gator
Completion Percentage	.750	Cody Carlson (9 of 12), Baylor, '85 Liberty
Passing Yards	348	Tony Banks (22 of 44), Michigan State, '95 Independence
Passes Had Intercepted	4	Todd Ellis, South Carolina, '87 Gator
Touchdown Passes	4	Kurt Kittner, Illinois, '02 Sugar

RECEIVING

Pass Receptions	11	James Ingram (163 yards), Baylor, '63 Bluebonnet
Receiving Yards	178	Walter Young (6 rec.), Illinois, '02 Sugar
Touchdown Receptions	2	Six players
Longest Pass	78	Tony Banks to Mushin Muhammed, Michigan State, '95 Independence

TOTAL OFFENSE

Plays	58	Todd Ellis, South Carolina, '87 Gator
Yards	320	Tony Banks, Michigan State, '95 Independence
All Purpose Yards	320	Tony Banks (348 pass, 28 rush), Michigan State, '95 Independence

SCORING

Points	12	Twelve players
Touchdowns	2	Multiple Players
Kicking Points	7	Three players
Extra Points	5	Ken Tippis, Oklahoma, '50 Sugar
Field Goals	3	Scott Cengia, Notre Dame, '97 Independence
Longest Field Goal	49	Jerry DePoyster, Wyoming, '68 Sugar

INTERCEPTIONS

Interceptions	2	Chad Daffer, Nebraska, '85 Sugar David Holmes, Syracuse, '89 Hall of Fame
Interception Yards	59	Loren Schweninger (1 ret.), Colorado, '62 Orange
Longest Interception	59	Loren Schweninger, Colorado, '62 Orange

PUNT RETURNS

Punt Returns	5	Kelly Rhino (81 yards), Georgia Tech, '00 Peach
Punt Return Yards	81	Kelly Rhino (5 ret.), Georgia Tech, '00 Peach
Longest Punt Return	42	Irving Fryar, Nebraska, '83 Orange

KICKOFF RETURNS


Kickoff Returns	4	Four players
Kickoff Return Yards	132	Derrick Mason (4 ret.), Michigan State, '95 Independence
Longest Kickoff Return	100	Derrick Mason, Michigan State, '95 Independence

PUNTING

Punts	14	Sammy Baugh (672 yards), Texas Christian, '36 Sugar
Punting Average	49.0	Jerry DePoyster (4-for-196), Wyoming, '68 Sugar
Longest Punt	75	Stanley Turner, Texas A&M, '44 Cotton



Eddie Kennison set an LSU bowl record with a 92-yard kickoff return against Michigan State in the 1995 Independence Bowl.



Domanick Davis set LSU and Sugar Bowl records with four rushing touchdowns in the 2002 win against Illinois.

INTRO

NOTEBOOK

COACHES

TIGERS

REVIEW

THE SEASON

HISTORY

LSUsports.net

THE OFFICIAL WEB SITE OF LSU ATHLETICS

LSUsports.net - Home

LSUsports.net THE OFFICIAL WEB SITE OF LSU ATHLETICS

TICKETS» | SHOP»

COX SCOREBOARD | Football: W 19-17 vs. Arkansas - It's GameDay: Tigers Take on Arkansas For Spot in Title Game... «||»

Teams | Schedules | Tickets | Fan Zone | Multimedia | Facilities | Departments | Links | Shopping | Geaux Tones

search

BOWL CENTRAL »

CHASE

MEN'S BASKETBALL
9 for \$90
TICKET SPECIAL »

CHAMPIONS T-SHIRT
SHOP NOW »

SIRIUS
SATELLITE RADIO

LSU
SPORTS PROPERTIES
MORE INFO »

WIRELESSCENTRAL

GEAUX NEWS » ON THE GEAUX » MOBILE LSUSPORTS.NET » GEAUX TONES » CLICK HERE

LSU's Rudy Niswanger with the Draddy Trophy
Niswanger Wins Draddy Award
Football (12/06/2005)
NEW YORK — Rudy Niswanger, the senior center for LSU's football team, became the 16th recipient of the Draddy Trophy, presented by HealthSouth, at The National Football Foundation & College Hall of Fame's 48th Annual Awards Dinner on Tuesday night. MORE »

GEAUXZONE CLUSIVE

email password

LOGIN SUBSCRIBE

RENEW MORE INFO

SATURDAY, DECEMBER 10
Basketball (Men's)
vs. McNeese State, 7 p.m. (CT)
MONDAY, DECEMBER 12
Basketball (Women's)
vs. New Orleans, 7 p.m. (CT)

EXCLUSIVE UPCOMING

Free Audio for Military Troops

GEAUXZONE CLUSIVE

Ptsunny Temp: 59° F FORECAST WEATHER

GEAUXZONE CLUSIVE

BASKETBALL
'Tis the Season
9 for \$90
CATCH 9 GAMES FOR JUST \$90!

SEC

INCLUDES
ALL 8 HOME
SEC GAMES
and a free
LSU Holiday
Collectable
Ornament

BUY TICKETS ONLINE NOW

GEAUXZONE CLUSIVE

THIS WEEK
IN THE GEAUXZONE

MEN'S BASKETBALL
Saturday, December 10
vs. McNeese St., 7 p.m.
Tuesday, December 13
vs. New Orleans, 7 p.m.
WOMEN'S BASKETBALL
Monday, December 12
vs. New Orleans, 7 p.m.
Thursday, December 15
at Ohio St., 6:30 p.m.
Sunday, December 18
at Kentucky, noon
MISSED A GAME
Catch it in the Geaux Zone Archive!

RECENT NEWS

12/06 VB: Kuzmic Named to AVCA All-South Region Team

12/06 FB: In Focus: Niswanger As Much a Student as an Athlete

12/06 WB: Lady Tigers Remain No. 3 in National Polls

RANKINGS

PHOTOS

PROMOTIONS

12/06 VB: Listen to the Pokey Chatman Radio Show Live

12/06 VB: The third Pokey Chatman Radio Show presented by Whitney Bank airs live on Tuesday, Dec. 13, at 7 p.m. from Walk-On's Bistreaux off Burbank Dr. in Baton Rouge. Listen

CYBER-SIDE CHATS

DID YOU KNOW?

GEAUXZONE CLUSIVE

WATCH LIVE VIDEO OF LSU ATHLETICS
LIKE NEVER BEFORE WITH YOUR PREMIUM MEMBERSHIP

GEAUXZONE CLUSIVE FEATURES

- ▶ Live streaming internet video of select 2005-06 LSU home events
- ▶ Live streaming internet audio of all LSU Sports Radio Network Events
- ▶ On-demand audio and video interviews and highlights
- ▶ LSU "On the Geaux" and "Geaux News" Get the latest on LSU Football sent directly to your cell phone or wireless device

LSUsports.net FEATURES

- ▶ The most up-to-the-minute news and notes on LSU Football
- ▶ Live statistics from all home events
- ▶ The latest exciting promotions
- ▶ Feature articles, fan polls, statistics, rosters, schedules and much more!